

Oracle® Enterprise Manager Ops Center

Recover Logical Domains from a Failed Server

12c Release 3 (12.3.0.0.0)

E60041-01

June 2015

This guide provides an end-to-end example for how to use Oracle Enterprise Manager Ops Center.

Introduction

Oracle Enterprise Manager Ops Center provides options to install and configure Oracle VM Server for SPARC systems, create logical domains, and provision Oracle Solaris operating systems on the logical domains. You can pool the Oracle VM Server for SPARC systems in a server pool which provides load balancing, high availability capabilities, and sharing resources with all the members of the pool.

The high availability capability for an Oracle VM Server for SPARC server pool is enhanced by allowing the automatic recovery of the logical domains on a failed server.

In Oracle Enterprise Manager Ops Center, you can recover the logical domains from failed and unreachable Oracle VM Server for SPARC systems. You can enable automatic recovery for the logical domains and set the priority of recovery. The automatic recovery priority decides the order of recovery of the logical domains. Zero (0) is the lowest automatic recovery priority while 100 is the highest, the logical domain with the highest priority is the first to recover.

When an Oracle VM Server control domain fails, each of its logical domains configured to automatically recover is started on another control domain in the server pool according to its priority. The selection of the control domain is done according to the placement policy of the server pool until no enough available resources exist in the server pool. If the recovery process fails for a logical domain, a critical incident is raised for the logical domain.

For a logical domain with redundant storage access, you can authorize to recover the logical domain without the redundant access configuration if no control domains in the server pool can provide it. If you authorize to recover a logical domain without the redundant access configuration, the logical domain is automatically recovered and a warning incident is raised for the logical domain to inform about the loss of the redundant configuration.

There are many scenarios and conditions that determine the recovery of the logical domains. In this example, two such scenarios are described:

- Automatic recovery of logical domains
- Manual recovery of logical domains

Some logical domains can not be automatically or manually recovered because they have one or more of the following conditions:

- They have non-shared storage.

- They have non-shared metadata.
- They have attached I/O bus, PCI endpoint, or virtual functions.

In this example, the control domain is placed in a server pool and has logical domains running in it. When the control domain becomes unreachable, the logical domains that have been enabled for automatic recovery are recovered and started in another control domain in the server pool automatically. When the logical domains are not enabled for automatic recovery, the logical domains can be recovered from the failed control domain using the manual procedure described in this guide.

See [Related Articles and Resources](#) for links to related information and articles.

What You Will Need?

You will need the following for showcasing the recovery of the logical domains:

- Two Oracle VM Server for SPARC servers installed and configured with the Oracle VM Server for SPARC agent.
- The Oracle VM Server for SPARC servers are placed in a server pool with the option to power-off a failed server on automatic recovery enabled. Both servers must use the same Oracle VM Server for SPARC version.
- Two logical domains installed and configured on one of the Oracle VM Server for SPARC system using Oracle Enterprise Manager Ops Center.

Hardware and Software Configuration

The Oracle VM Servers for SPARC are of the following configuration:

- In this example, the servers named as *smt4-14* and *smt4-15* are installed and configured with Oracle VM Server for SPARC 3.0.0.4 using Oracle Enterprise Manager Ops Center.

The screenshot displays the configuration page for the Oracle VM Server for SPARC server *smt4-14*. The page includes a navigation bar with tabs for Dashboard, Summary, Analytics, Virtual Services, I/O Resources, Libraries, Networks, and Incidents. The main content area shows the following details:

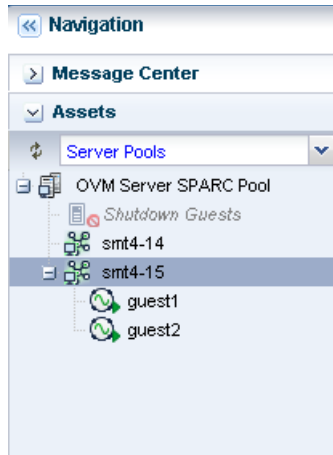
- Name:** smt4-14
- Description:** Oracle VM Server for SPARC
- CPU Info:** SPARC-T4, 1 socket(s), 8 core(s), 64 thread(s)
- Available CPU Threads:** 44 out of 64
- Available CPU Cores:** 5 out of 8
- Available Memory (RAM):** 102 GB out of 127 GB
- Running Time:** 4 day(s), 7:56 (HH:MM)
- Oracle VM Server Status:** Healthy
- Reachable:** Yes
- Server Pool:** OVM Server SPARC Pool
- Oracle VM Server Version:** 3.0.0.4

Below the main configuration, there is a section for **Tags** with a table:

Tag Name	Value
legacy.tags	Idom virtualizationcontroller

At the bottom of the page, there are two expandable sections: **Control Domain Specification** and **Oracle VM Server Overall Resource Utilization**.

- Control domains are placed in a server pool with the following policies:
 - Place guest in Oracle VM Server with lowest relative load.
 - Do not automatically balance the server pool.
 - Power off a failed server from Service Processor, given capabilities, before automatic recovery of attached logical domains.
- Two logical domains, *guest1* and *guest2* are created in the control domain *smt4-15*.



Recovering Logical Domains

In this example, the following two scenarios are described:

- Automatic recovery
- Manual recovery

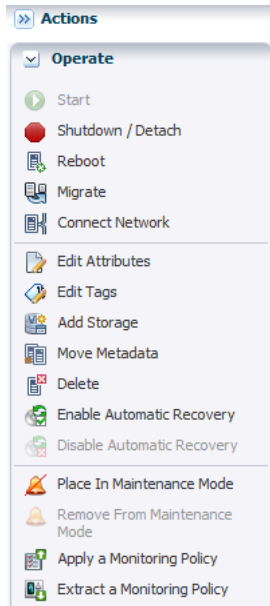
There are two logical domains *guest1* and *guest2* in this example. The logical domain *guest1* is designed for manual recovery and the logical domain *guest2* for an automatic recovery. The control domain *smt4-15* in which the logical domains resides becomes unreachable. Select a topic to see how the recovery procedures are executed:

- [Automatic Recovery of Logical Domains](#)
- [Manual Recovery of Logical Domains](#)

Automatic Recovery of Logical Domains

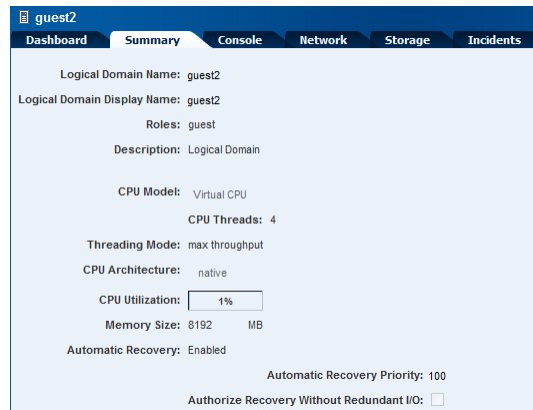
To recover the logical domains automatically, you must have enabled the automatic recovery of the logical domains. You can enable the automatic recovery of logical domains in the following ways:

- Set the automatic recovery option when you create the logical domain profile. Select the automatic recovery and provide the priority value in the logical domain profile.
- Select the logical domain and use the option Enable Automatic Recovery in the Actions pane to trigger the recovery of logical domains automatically when a server fails. Edit the Automatic Recovery Priority using the Edit Attributes option for a logical domain. The Enable Automatic Recovery is shown in the figure below.



The option to enable automatic recovery is not be enabled for logical domains that are not recoverable.

In this example, the logical domain *guest2* is enabled for an automatic recovery with an Automatic Recovery Priority of 100, which is the highest priority for recovery.



When an Oracle VM Server for SPARC in the server pool fails, the logical domains that have been enabled for automatic recovery are recovered and started on another Oracle VM Server in the server pool without any user intervention.

When the control domain *smt4-15* fails and becomes unreachable, the automatic recovery of the logical domain *guest2* is triggered. The status of *smt4-15* is unreachable. According to the server pool policy for this example, if Oracle Enterprise Manager Ops Center fails to power off the server, then you need to execute a manual recovery.

You can view the job running in the job pane.

Status	Job ID	Job Type	Job Name	Mode
🔴	100	Automatic recovery	smt4-15	🔴
🟢	99	ServerPool-Update	OVM Server SPA...	🟢
🟢	98	Execute-DeploymentPlan	s11zone-plan;sm...	🟢
🟢	97	VirtImageLibrary.synchronizeLibrary	-	🟢

Select the job and view the job details such as the task flow execution.

Task	Target of the task	Result	Elapsed Time
DEFAULT_TARGET	DEFAULT_TARGET	Flow execution is in progress	00 hr, 03 min, 40 sec
CompositelfElseTask			-
Check Source is down			-
CheckAssetsReachabi	smt4-14	No IP address reachable. (64317)	00 hr, 00 min, 20 sec
CheckImagesOwnerAli	smt4-14	No heartbeat from current owner. (64321)	00 hr, 00 min, 39 sec
PowerOffTask	smt4-15	Server powered off.	00 hr, 00 min, 10 sec
Recovery of zones/guests			-
Automatic recoveries t			-
CompositelfElseTask			-
Main Execution F			-
LockUnlockLI	10.166.88.29-EC	Task completed successfully. (15029)	Less than a second
LDomFreeDo	smt4-14	Logical Domain name guest2 is free to use. (60332)	Less than a second
VirtServerIm	smt4-14	Library images successfully bound to server. (62195)	00 hr, 00 min, 04 sec
CreateGuest	smt4-14	Guest Creation Task has been successfully completed. (60120)	00 hr, 00 min, 19 sec
NetworkMgm	smt4-14	Successfully created the VNIC. (60295)	Less than a second
LdomCreateE	smt4-14	Logical Domain guest2 successfully created and configured. (60256)	00 hr, 00 min, 14 sec
LdomStartDo	smt4-14	Successfully bound and started the Logical Domain. (60230)	00 hr, 00 min, 24 sec
CleanupSour	smt4-15	Successfully cleaned up source container after recovery of guest2. (60903)	Less than a second
LdomRefresh	smt4-14	Successfully refreshed Logical Domain VirtServerContainer attributes. (60365)	Less than a second
LockUnlockLI	10.166.88.29-EC	Task completed successfully. (15029)	Less than a second

From the job details, you can view that the server *smt4-15* is powered off according to the server pool policy. The logical domain *guest2* recovery is initiated and created successfully on the control domain *smt4-14* in the server pool. When the logical domain *guest2* is recovered, the server pool status shows it as running.

You can view the logical domain *guest2* recovered and running on the control domain *smt4-14*. The control domain *smt4-15* is in unreachable status and the logical domain *guest1* has disappeared from the list.

When the logical domain is recovered on the other host in the server pool, Oracle Enterprise Manager Ops Center takes care to auto boot the operating system of the logical domain. Allow some time for the logical domain to get started on the new virtualization host as its operating system gets booted.

If there are no resources available in the server pool to recover the logical domains, Oracle Enterprise Manager Ops Center checks periodically for free resources to retry the automatic recovery mechanism.

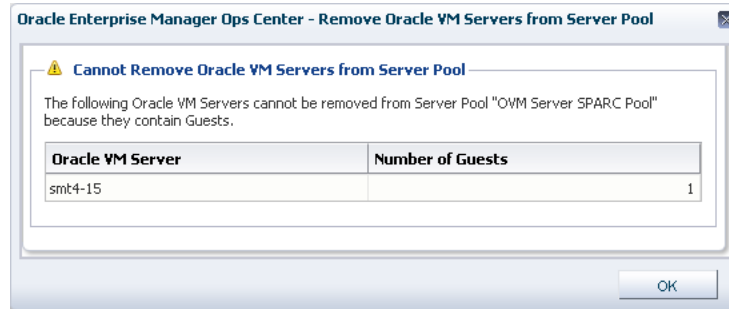
When the failed server is repaired and restarted, the logical domains that were not recovered are started in the control domain. For the logical domains that are recovered and running on other servers, Oracle Enterprise Manager Ops Center cleans up the repaired server and removes those logical domains.

In a scenario where you cannot repair the failed server, you must manually recover the logical domains.

Manual Recovery of Logical Domains

When you have not enabled automatic recovery for logical domains or you do not have enough resources to recover the logical domains in a server pool, then use the manual procedure to recover the logical domains.

When the control domain *smt4-15* becomes unreachable, do not try to remove it from the server pool using the option Remove from Server Pool. You cannot remove a control domain with running guests from a server pool.

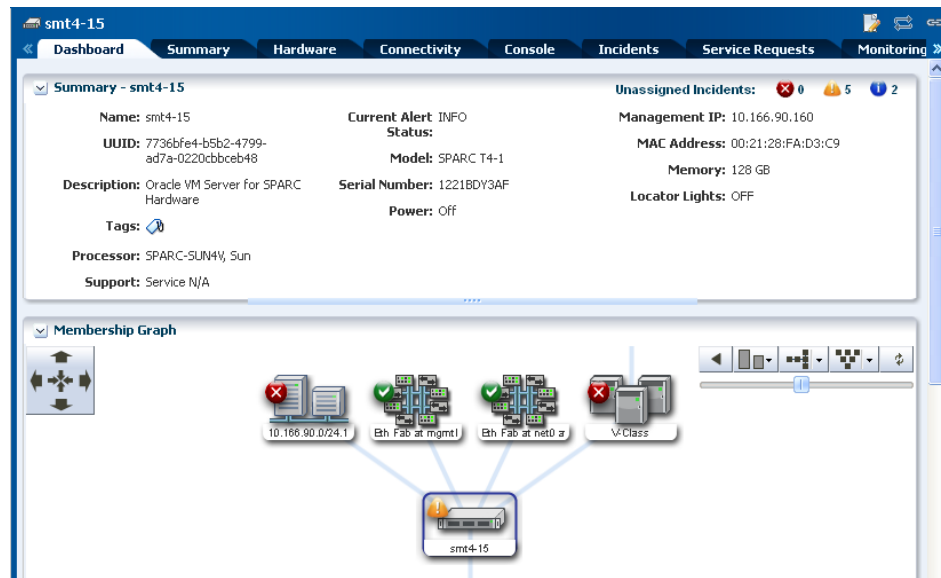


As described in the previous section, the logical domain *guest1* was not enabled for automatic recovery. Use the following procedure to manually recover the logical domain.

1. Isolate the failed server.

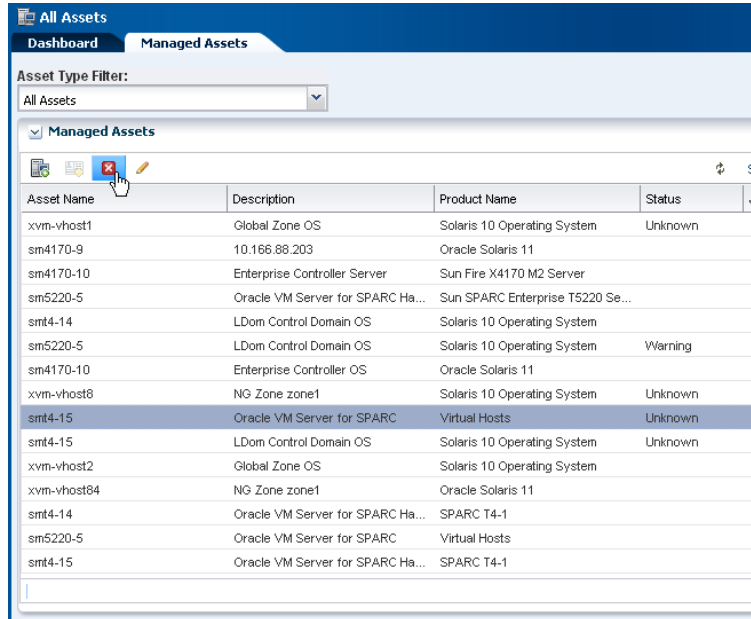
You can log in to the ALOM or ILOM of the physical server and shut down the server.

2. Power-off the failed server.

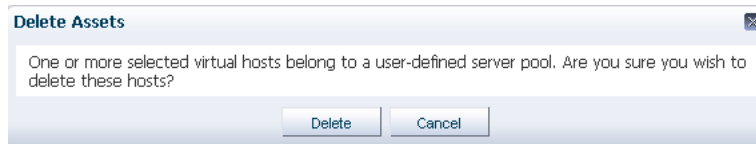


3. Check whether the failed server is flagged as unavailable in Oracle Enterprise Manager Ops Center UI. This status is updated within 5 minutes approximately.
4. Select All Assets as filter in the Navigation pane.

5. Select Managed Assets tab in the center pane.
6. Select the unreachable control domain from the list. Ensure that you select the control domain and not the operating system of the control domain. Verify the value of the Description column is *Oracle VM Server for SPARC*.
7. Click **Delete Assets** to delete the asset.



8. Click **Delete** to confirm the delete action.



After the delete asset job completes, the service processor and the control domain disappear from the assets tree.

9. Select the server pool in which the control domain was originally placed. Verify that the logical domain *guest1* appears in the server pool under the Shutdown Guests list.

What's Next?

Use the option **Start** to start the shutdown logical domain on another Oracle VM Server of the server pool.

You must do the following when you want to re-introduce the repaired Oracle VM Server back into Oracle Enterprise Manager Ops Center:

1. Start the failed server manually.
2. Login to the console of the failed server to verify that logical domains recovered on another control domain in the server pool were started but with their OS not booted to prevent any data corruption.

Logical domains are started with their OS not booted until the Oracle Enterprise Manager Ops Center Agent Controller starts and verifies for each logical domain if the logical domain was recovered on another server. The Ops Center agent:

- Removes the logical domains that were recovered on other servers without ever booting its OS since last startup.
 - Boots the OS of the logical domains that were not recovered on other servers.
3. Wait until the agent finished its startup on the control domain.
You can wait until the Oracle Solaris command `/usr/bin/svcs -xv` doesn't show anymore the service
`svc:/application/management/common-agent-container-1:scn-agent` is starting.
 4. Discover the control domain in Oracle Enterprise Manager Ops Center selecting the option **Enable Oracle VM for Sparc management**. Refer to *Adding an Existing Oracle VM Server for SPARC* for more information about the procedure.
 5. Add the control domain to the server pool using the **Add Oracle VM Servers** action. Refer to *Exploring your Server Pools* for an example on adding an Oracle VM Server.

Related Articles and Resources

The Oracle Enterprise Manager Ops Center 12c Release 3 documentation is available at http://docs.oracle.com/cd/E59957_01/index.htm.

See the following guides for more information:

- For information about zones, server pools, and the resources that support them, see the *Oracle Enterprise Manager Virtualize Reference* for information about logical domains and server pools.
- *Oracle Enterprise Manager Ops Center Administration Guide* for information about user roles and permissions.

For current discussions, see the product blog at <https://blogs.oracle.com/opscenter>.

See the Deploy How To library at http://docs.oracle.com/cd/E59957_01/nav/deploy.htm and the Operate How To library at http://docs.oracle.com/cd/E59957_01/nav/operate.htm for deployment and operational examples.

Documentation Accessibility

For information about Oracle's commitment to accessibility, visit the Oracle Accessibility Program website at <http://www.oracle.com/pls/topic/lookup?ctx=acc&id=docacc>.

Access to Oracle Support

Oracle customers that have purchased support have access to electronic support through My Oracle Support. For information, visit <http://www.oracle.com/pls/topic/lookup?ctx=acc&id=info> or visit <http://www.oracle.com/pls/topic/lookup?ctx=acc&id=trs> if you are hearing impaired.

Oracle Enterprise Manager Ops Center Recover Logical Domains from a Failed Server, 12c Release 3 (12.3.0.0.0)
E60041-01

Copyright © 2007, 2015, Oracle and/or its affiliates. All rights reserved.

This software and related documentation are provided under a license agreement containing restrictions on use and disclosure and are protected by intellectual property laws. Except as expressly permitted in your license agreement or allowed by law, you may not use, copy, reproduce, translate, broadcast, modify, license, transmit, distribute, exhibit, perform, publish, or display any part, in any form, or by any means. Reverse engineering, disassembly, or decompilation of this software, unless required by law for interoperability, is prohibited.

The information contained herein is subject to change without notice and is not warranted to be error-free. If you find any errors, please report them to us in writing.

If this is software or related documentation that is delivered to the U.S. Government or anyone licensing it on behalf of the U.S. Government, then the following notice is applicable:

U.S. GOVERNMENT END USERS: Oracle programs, including any operating system, integrated software, any programs installed on the hardware, and/or documentation, delivered to U.S. Government end users are "commercial computer software" pursuant to the applicable Federal Acquisition Regulation and agency-specific supplemental regulations. As such, use, duplication, disclosure, modification, and adaptation of the programs, including any operating system, integrated software, any programs installed on the hardware, and/or documentation, shall be subject to license terms and license restrictions applicable to the programs. No other rights are granted to the U.S. Government.

This software or hardware is developed for general use in a variety of information management applications. It is not developed or intended for use in any inherently dangerous applications, including applications that may create a risk of personal injury. If you use this software or hardware in dangerous applications, then you shall be responsible to take all appropriate fail-safe, backup, redundancy, and other measures to ensure its safe use. Oracle Corporation and its affiliates disclaim any liability for any damages caused by use of this software or hardware in dangerous applications.

Oracle and Java are registered trademarks of Oracle and/or its affiliates. Other names may be trademarks of their respective owners.

Intel and Intel Xeon are trademarks or registered trademarks of Intel Corporation. All SPARC trademarks are used under license and are trademarks or registered trademarks of SPARC International, Inc. AMD, Opteron, the AMD logo, and the AMD Opteron logo are trademarks or registered trademarks of Advanced Micro Devices. UNIX is a registered trademark of The Open Group.

This software or hardware and documentation may provide access to or information about content, products, and services from third parties. Oracle Corporation and its affiliates are not responsible for and expressly disclaim all warranties of any kind with respect to third-party content, products, and services unless otherwise set forth in an applicable agreement between you and Oracle. Oracle Corporation and its affiliates will not be responsible for any loss, costs, or damages incurred due to your access to or use of third-party content, products, or services, except as set forth in an applicable agreement between you and Oracle.

