

**Oracle® Communications  
Convergent Charging Controller**

BRM Charging Driver Technical Guide

Release 12.0.2

December 2018

# Copyright

Copyright © 2018, Oracle and/or its affiliates. All rights reserved.

This software and related documentation are provided under a license agreement containing restrictions on use and disclosure and are protected by intellectual property laws. Except as expressly permitted in your license agreement or allowed by law, you may not use, copy, reproduce, translate, broadcast, modify, license, transmit, distribute, exhibit, perform, publish, or display any part, in any form, or by any means. Reverse engineering, disassembly, or decompilation of this software, unless required by law for interoperability, is prohibited.

The information contained herein is subject to change without notice and is not warranted to be error-free. If you find any errors, please report them to us in writing.

If this is software or related documentation that is delivered to the U.S. Government or anyone licensing it on behalf of the U.S. Government, then the following notice is applicable:

U.S. GOVERNMENT END USERS: Oracle programs, including any operating system, integrated software, any programs installed on the hardware, and/or documentation, delivered to U.S. Government end users are "commercial computer software" pursuant to the applicable Federal Acquisition Regulation and agency-specific supplemental regulations. As such, use, duplication, disclosure, modification, and adaptation of the programs, including any operating system, integrated software, any programs installed on the hardware, and/or documentation, shall be subject to license terms and license restrictions applicable to the programs. No other rights are granted to the U.S. Government.

This software or hardware is developed for general use in a variety of information management applications. It is not developed or intended for use in any inherently dangerous applications, including applications that may create a risk of personal injury. If you use this software or hardware in dangerous applications, then you shall be responsible to take all appropriate fail-safe, backup, redundancy, and other measures to ensure its safe use. Oracle Corporation and its affiliates disclaim any liability for any damages caused by use of this software or hardware in dangerous applications.

Oracle and Java are registered trademarks of Oracle and/or its affiliates. Other names may be trademarks of their respective owners.

Intel and Intel Xeon are trademarks or registered trademarks of Intel Corporation. All SPARC trademarks are used under license and are trademarks or registered trademarks of SPARC International, Inc. AMD, Opteron, the AMD logo, and the AMD Opteron logo are trademarks or registered trademarks of Advanced Micro Devices. UNIX is a registered trademark of The Open Group.

This software or hardware and documentation may provide access to or information about content, products, and services from third parties. Oracle Corporation and its affiliates are not responsible for and expressly disclaim all warranties of any kind with respect to third-party content, products, and services unless otherwise set forth in an applicable agreement between you and Oracle. Oracle Corporation and its affiliates will not be responsible for any loss, costs, or damages incurred due to your access to or use of third-party content, products, or services, except as set forth in an applicable agreement between you and Oracle.

# Contents

About This Document .....	v
Document Conventions .....	vi
<b>Chapter 1</b>	
<b>About the BRM Charging Driver.....</b>	<b>1</b>
Overview.....	1
Overview of the BRM Charging Driver .....	1
BRM Integration Summary .....	9
<b>Chapter 2</b>	
<b>Installing the BRM Charging Driver .....</b>	<b>11</b>
Overview of Installing the BRM Charging Driver .....	11
About Installing the BRM Charging Driver.....	11
<b>Chapter 3</b>	
<b>Configuring Convergent Charging Controller for the BRM Charging Driver.....</b>	<b>13</b>
About configuring Convergent Charging Controller for the BRM Charging Driver.....	13
Summary of Convergent Charging Controller Configuration Tasks.....	13
Creating the BRM Domain .....	14
Configuring Replication .....	14
About Editing eserv.config Parameters .....	15
Configuring bcdActionHandler.....	16
Configuring bcdBillingClient .....	31
Configuring Calls, Events, and Vouchers.....	36
Modifying the BCD Client Startup Script .....	39
Creating Balance Type Mappings .....	40
<b>Chapter 4</b>	
<b>Configuring BRM for the BRM Charging Driver .....</b>	<b>43</b>
About Configuring BRM.....	43
Adding Custom Fields .....	43
Adding Storable Classes .....	45
Creating Header and Library Files for the Custom Classes.....	46
Generating the Custom JAR File.....	46
Modifying the BRM Configuration Files .....	47
Configuring BRM for ExtendTimeReservation .....	48
<b>Chapter 5</b>	
<b>Creating Products and Deals .....</b>	<b>51</b>
About Creating Products and Deals .....	51
Creating a Product and Deal for Voice Calls.....	51
Creating a Product and Deal for Data Calls .....	52
Creating a Product and Deal for Named Events .....	52
Creating a Customer .....	54

<b>Chapter 6</b>	
<b>Generating Statistics and Reports .....</b>	<b>55</b>
Overview of Statistics and Reports .....	55
About Statistics and Reports .....	55
<b>Chapter 7</b>	
<b>Usage Scenarios.....</b>	<b>57</b>
About Usage Scenarios.....	57
A Voice Call Charged Against BRM .....	57
Recharge using VWS Vouchers.....	73
Data Charging .....	78
Other Scenarios.....	83
<b>Appendix A</b>	
<b>Example BCD section of the eserv.config file .....</b>	<b>187</b>
<b>Glossary of Terms .....</b>	<b>193</b>
<b>Index .....</b>	<b>201</b>

# About This Document

## Scope

This document presents an overview of the integration of Oracle Communications Convergent Charging Controller and Oracle Communications Billing and Revenue Management (BRM) and describes the processes of installing, configuring and administering the Convergent Charging Controller BRM Charging Driver. It also presents several message flow scenarios that describe in detail the interactions that occur for various call charging scenarios. In some cases, this document refers you to existing Convergent Charging Controller and BRM documentation to perform specific steps that have already been described in those documentation sets.

## Audience

This guide was written primarily for system administrators and persons installing, configuring and administering the BRM Charging Driver. However, sections of the document may be useful to anyone requiring an introduction to the application.

## Prerequisites

This document assumes that you are familiar with both the Convergent Charging Controller system and the BRM application. This document focuses on the implementation and configuration tasks that are required to integrate the two products.

A solid understanding of UNIX and familiarity with IN concepts and with BRM and its system administration are essential prerequisites for safely using the information contained in this technical guide. Attempting to install, remove, configure or otherwise alter the described systems without the appropriate background skills, could cause damage to the system; including temporary or permanent system malfunctions, loss of service, and inability to recover your system.

Although it is not a prerequisite to using this guide, familiarity with the target platform would be an advantage.

This manual describes system tasks that should only be carried out by suitably trained operators.

## Related Documents

The following documents are related to this document:

- *Installation Guide*
- *Service Management System User's Guide*
- *Service Management System Technical Guide*
- *Service Logic Execution Environment Technical Guide*
- *Charging Control Services User's Guide*
- *Billing and Revenue Management Concepts*
- *Billing and Revenue Management Developer's Guide*
- *Billing and Revenue Management System Administrator's Guide*
- *Billing and Revenue Management Setting Up Pricing and Rating*
- *Billing and Revenue Management Telco Integration*

# Document Conventions

## Typographical Conventions

The following terms and typographical conventions are used in the Oracle Communications Convergent Charging Controller documentation.

Formatting Convention	Type of Information
<b>Special Bold</b>	Items you must select, such as names of tabs. Names of database tables and fields.
<i>Italics</i>	Name of a document, chapter, topic or other publication. Emphasis within text.
<b>Button</b>	The name of a button to click or a key to press. <b>Example:</b> To close the window, either click <b>Close</b> , or press <b>Esc</b> .
<b>Key+Key</b>	Key combinations for which the user must press and hold down one key and then press another. <b>Example:</b> <b>Ctrl+P</b> or <b>Alt+F4</b> .
Monospace	Examples of code or standard output.
<b>Monospace Bold</b>	Text that you must enter.
<i>variable</i>	Used to indicate variables or text that should be replaced with an actual value.
<b>menu option &gt; menu option &gt;</b>	Used to indicate the cascading menu option to be selected. <b>Example:</b> <b>Operator Functions &gt; Report Functions</b>
<a href="#">hypertext link</a>	Used to indicate a hypertext link.

Specialized terms and acronyms are defined in the glossary at the end of this guide.

# About the BRM Charging Driver

## Overview

### Introduction

This chapter describes the architecture and the main features of the BRM Charging Driver (BCD), which integrates the Oracle Communications Convergent Charging Controller application with the Oracle Communications Billing and Revenue Management (BRM) system.

For architectural overviews and descriptions of the Convergent Charging Controller and BRM systems, see the documentation sets for each of these products. For an architectural overview of Convergent Charging Controller, see *System Administrator's Guide*. For an overview of BRM, see *BRM Concepts*.

### In this chapter

---

This chapter contains the following topics.

Overview of the BRM Charging Driver .....	1
BRM Integration Summary .....	9

## Overview of the BRM Charging Driver

### About BRM

Oracle Communications Billing and Revenue Management (BRM) is a revenue management system for communications and media service providers. Some of the services and capabilities that BRM provides include:

- Managing customers
- Creating price lists for calculating customer charges
- Recording billable events for chargeable interactions
- Rating usage by measuring events and calculating charges
- Creating bills
- Managing payments and accounts receivable

For a thorough introduction to BRM, Oracle strongly recommends that you first read *BRM Concepts*.

### About integrating Convergent Charging Controller and BRM

The BRM Charging Driver is the interface that allows Convergent Charging Controller to integrate and communicate with BRM. In the Convergent Charging Controller configuration, Charging Control Services (CCS) and Advanced Control Services (ACS) run on the Service Logic Controller (SLC) platforms and ACS communicates with various networks through Convergent Charging Controller network interfaces.

BRM stores the wallet and subscriber data and the vouchers are stored on the Convergent Charging Controller Voucher and Wallet Server (VWS). The CCS software communicates with BRM through the Portal Communications Module (PCM) API.

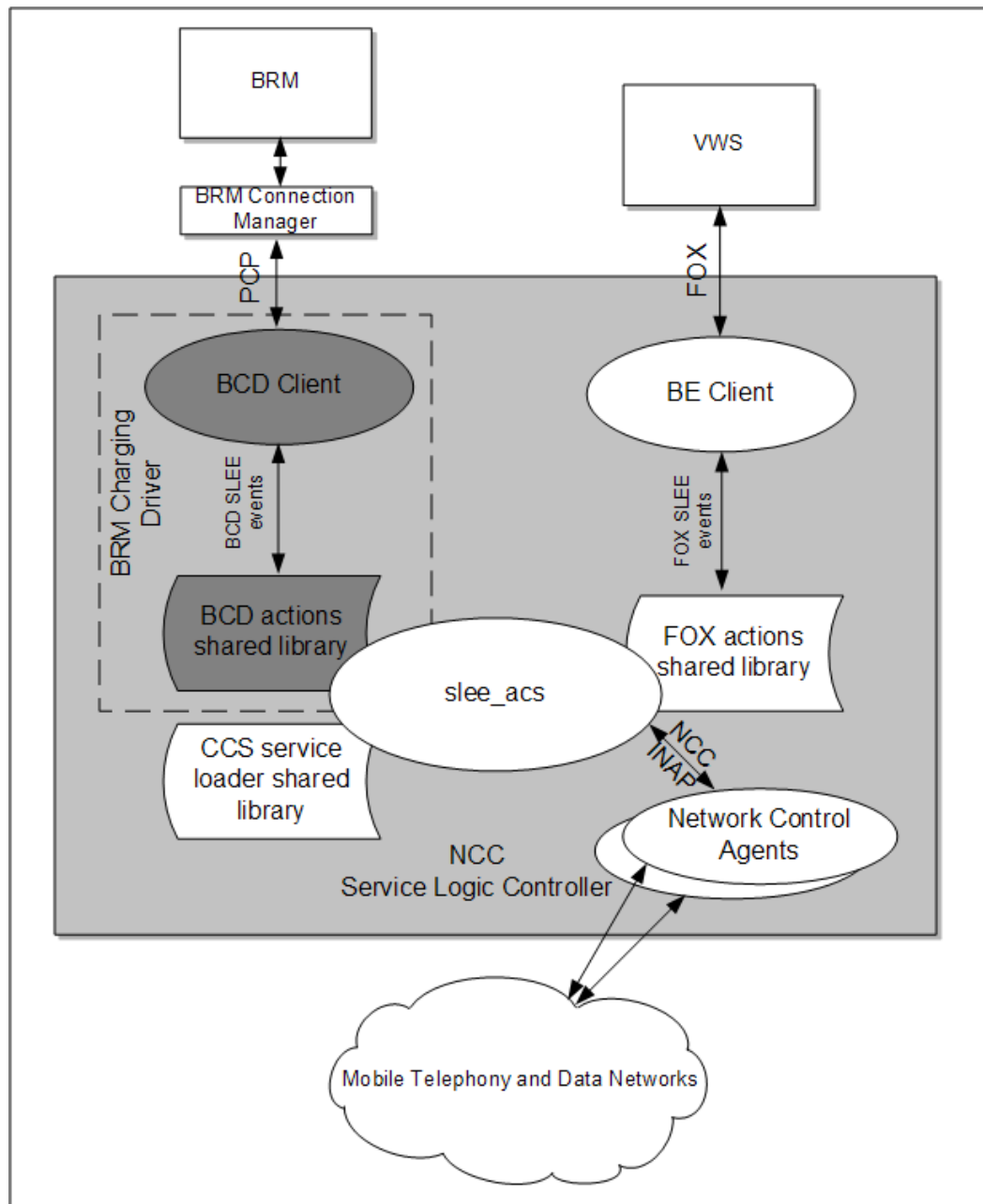
Some subscriber data is held on Convergent Charging Controller and some on BRM. The Convergent Charging Controller prepaid charging platform does not access subscriber data on BRM other than essential account information, and subscriber data is not replicated from Convergent Charging Controller to BRM. In addition, the integration of BRM with Convergent Charging Controller has the following features:

- Convergent Charging Controller does not perform any accounts receivable operations.
- Balances are held only on BRM.
- BRM is solely responsible for credit limits for prepaid accounts.
- You can top up BRM balances through interaction with Convergent Charging Controller.
- BRM is responsible for any invoices and statements for prepaid accounts.
- BRM manages the pricing catalog and price elements
- BRM defines and applies any recurring charges. All pricing is configured and applied on BRM.
- BRM is responsible for any re-rating.

### **BRM and Convergent Charging Controller components**

The following diagram illustrates the main components of Convergent Charging Controller system that is integrated with BRM. The BRM Charging Driver components that are required to integrate with BRM are the BCD Client and the BCD actions shared library, which are shown in dark shading. The other components are existing components of Convergent Charging Controller and BRM.





The following sections describe the main components of Convergent Charging Controller system that is integrated with BRM:

### About BRM Connection Manager

Convergent Charging Controller connects to BRM through the BRM Connection Manager, which runs as a daemon on a dedicated BRM Connection Manager machine. When Convergent Charging Controller requests a connection, a parent Connection Manager process spawns a child process to handle the connection. After that, all communication flows from Convergent Charging Controller to the child Connection Manager.

The Connection Manager uses a connection pool, which is a set of connections that it maintains with an application. When Convergent Charging Controller requests an operation of BRM, the Connection Manager assigns the request to a connection from the pool and uses it to perform the operation. When the operation completes, the connection is returned to the pool.

If an incoming request cannot be assigned a connection immediately, the Connection Manager queues the request to wait for a configurable period of time for a connection to become available. If a connection does not become available during that time, the Connection Manager throws an exception to indicate that the request timed out.

For more information about the BRM Connection Manager, see the section on system architecture in *BRM Concepts*. For information on configuring Convergent Charging Controller to utilize the BRM Connection Manager, see *Configuring bcdActionHandler*.

### About Portal Communications Module API

All Convergent Charging Controller access to BRM and BRM data is done through the BRM Portal Communications Module (PCM) API. Calls to the PCM API are made through a macro interface rather than directly to API functions. The PCM macros pass operations, called *opcodes*, to BRM to perform various operations. An opcode has an identifying name and number that are associated with a particular function that performs the specified operation.

A PCM opcode receives input data and sends output data in the form of field lists (*flists*), which are lists of field name and value pairs. Each opcode requires its input flist to contain the fields required to perform the operation. For example, to request that BRM debit an account balance, Convergent Charging Controller sends the PCM\_OP\_BILL\_DEBIT opcode, including all information in the input flist that is required to debit the account balance.

BRM responds to Convergent Charging Controller operation requests by returning an output flist.

### About the session ID

The BRM Charging Driver uses the PIN\_FLD\_SESSION\_ID field in the input flist to specify a sequence number for a PCM opcode request. This enables BRM to detect whether duplicate opcodes are sent within a session.

### About PIN\_FLD\_DIRECTION

The BRM Charging Driver uses the PIN\_FLD\_DIRECTION field in the input flist to indicate either an originating or terminating trigger for voice calls and SMS messages.

For voice calls, the BRM Charging Driver sets PIN\_FLD\_DIRECTION in the input flist based on the received `eventTypeBCSM` in the CAMEL `InitialDP` message as follows:

- 0 = Originated (MOC)
- 1 = Terminated (MTC)

For SMS, you can set PIN\_FLD\_DIRECTION in the input flist through the control plan as follows:

- 0 = Originated (MO SMS)
- 1 = Terminated (MT SMS)

For examples, see the messages in *Usage scenarios* (on page 57).

### About BCD Client

The BCD Client is a non-blocking SLEE interface process. You can use multiple BCD Client processes to share the load of BRM Charging Driver operations.

The BCD Client uses the Portal Communications Module (PCM) API to set up connections to the BRM Connection Managers and to send and receive messages over the BRM Portal Communications Protocol (PCP). The BCD Client uses a connection pooling mechanism with load balancing and fail-over to communicate with multiple BRM nodes. Once a connection is established, it is used for multiple operations.

At start-up, the BCD Client reads its configuration information from the `BCD` section of the `eserv.config` file and also reads the user names and passwords from the SCP database on the SLC. It will re-read the configuration on receipt of a SIGHUP signal (hang up signal) and on receipt of a REREAD\_CONFIG SLEE management event.

The BCD Client processes events that are passed to it over the SLEE by the `slee_acs` process as a result of running a control plan. The BCD Client simply takes BRM Charging Driver events and turns them into calls to the PCM API.

## About BCD actions shared library

The BCD actions shared library resides on the SLC server and translates requests from CCS feature nodes into PCM operations for BRM and then handles the responses.

CCS feature nodes initiate charging actions by calling methods in the Convergent Charging Controller `acsActions` API. The API directs these requests to the shared library for the appropriate protocol, based on the control plan's current domain. For the BRM domain, the BRM Charging Driver implements the BCD actions shared library for the PCM API. The BCD actions shared library communicates with the BCD Client by sending SLEE events that contain PCM operations.

## BRM Charging Driver reports

The BRM Charging Driver reports on events either initiated or observed by the BCD Client. Reporting is done through the standard Convergent Charging Controller Service Management System (SMS) reporting mechanism.

For information on generating BRM Charging Driver statistics and reports, see *Generating Statistics and Reports* (on page 55).

## Other Convergent Charging Controller components

The following Convergent Charging Controller components are also relevant in the integration of Convergent Charging Controller and BRM:

- SLEE and `slee_acs`  
The Service Logic Execution Environment (SLEE) manages a group of applications that communicate with each other and share resources efficiently. The `slee_acs` process is the main process of the Advanced Control Services (ACS) software component and it runs the service logic. It is the process that executes control plans and gives instructions to interfaces that communicate with the network, with billing engines such as BRM, or with other entities. It communicates with these interfaces by using the Convergent Charging Controller SLEE API to send and receive SLEE events; thus, the name `slee_acs`.  
For more information on the `slee_acs` process, see *Advanced Control Services Technical Guide*.
- The Billing Engine (BE) Client  
The BE Client provides the interface that processes requests received from the `slee_acs` process and sent to the Convergent Charging Controller Voucher and Wallet Server.
- Voucher and Wallet Server (VWS)

Voucher and Wallet Server (VWS) is the Convergent Charging Controller real-time charging and subscriber account management component. The VWS solution maintains voucher, wallet and reservation details in a database on the Voucher and Wallet Server. The role of VWS is to manage all the billing and charging information associated with call processing. BRM has more advanced charging features that replace the charging features of the (VWS).

- **FOX shared library**  
 The FOX shared library is linked to and run by the `slee_acs` process, which implements charging related actions by sending SLEE FOX events to the Billing Engine (BE) client and receiving SLEE FOX events in return.  
 The BE client and the FOX shared library perform the same functions as the BCD Client and the BCD actions shared library, except that SLEE FOX events replace SLEE BCD events, FOX messages replace PCM operations, and VWS replaces BRM.
- **CCS service loader shared library**  
 The CCS service loader shared library is primarily responsible for loading both the control plan to be run and the subscriber and service provider profiles from the database. The main piece of information it uses to do this is the calling party's number.
- **Network control agents**  
 Network control agents communicate with the Advanced Control Services component using the internal Convergent Charging Controller protocol. In doing so, the control agents translate network protocols such as SIP, MAP, or Diameter into INAP so that a common Convergent Charging Controller service logic is possible, independent of the network protocol.

### BRM Charging Driver features

The BRM Charging Driver makes available the following features, or capabilities, when it integrates BRM with Convergent Charging Controller.

Feature	Description
Session Charging	The ability to charge for voice and data sessions using the Convergent Charging Controller Universal Attempt Termination with Billing (UATB) feature node and BRM
Time Units	The ability to charge for sessions using the time unit type
Data Units	The ability to charge for sessions using the data unit type
Funds Exhaustion	Rejection of further quota requests (duration or volume) when BRM indicates that funds are exhausted
Network Ends Session	The UATB feature node will report used units (data or time) to BRM when the network indicates that the session terminated
Cost of Session / Remaining Balance	The ability to report remaining balance and cost of session at the end of a session
Voice Call Cost	The ability to use the Voice Call Cost feature node to request play a message that states the cost of a session
SMS Call Info	The ability to use the SMS Call Info feature node to request BRM to send the cost of a session
Cumulative Balances	The ability to use the Cumulative Balances feature node to play a message that states the balances of an account on BRM
SMS Account Balances	The ability to use the SMS Account Balances feature node to send the balances of an account that resides on BRM
Account State Branch	The ability to use the Account State Branch feature node to branch on the state of an account that resides on BRM
Account Status	The ability in the control plan to play the status and balance of an account on BRM

Feature	Description
Billing Failure Treatment	The ability to specify in the control plan the treatment to use when the UATB feature node cannot contact BRM
Billing Failure Treatment EDRs	When billing failure treatment conditions occur, event detail records (EDRs) are produced and marked with a special tag so you can identify them for post processing
Direct Named Event	The ability to use the Named Event feature node to create a Direct Named Event against BRM
IVR Playing of Redeemed Accounts	Using Interactive Voice Response (IVR) as the input method, the ability to use the Play Voucher Redeem Balances feature node to play a message that tells the caller the amounts recharged to accounts on BRM
Redemption and Recharge of VWS Vouchers	The ability to use the Voucher Redeem and Voucher Recharge feature nodes to redeem and recharge VWS vouchers against BRM accounts
IVR Redemption and Recharge of VWS Vouchers	Using Interactive Voice Response (IVR) interaction as the input method, the ability to use the Voucher Redeem and Voucher Recharge feature nodes to recharge VWS vouchers against BRM accounts
IVR Playing of Redeemed Amounts for VWS Vouchers	Using Interactive Voice Response (IVR) as the input method, the ability to use the Play Voucher Redeem Balances feature node to play a message that tells the caller the amounts recharged to accounts on BRM from VWS vouchers
SMS Recharge of VWS Vouchers	Using SMS (text message) as the input method, the ability to use the Voucher Redeem and Voucher Recharge feature nodes to recharge VWS vouchers against BRM accounts. This does not include the ability to provide information through SMS on amounts recharged
USSD Recharge of VWS Vouchers	Using Unstructured Supplementary Service Data (USSD) as the input method, the ability to use the Voucher Redeem and Voucher Recharge feature nodes to recharge VWS vouchers against BRM accounts. This does not include the ability to provide information through USSD on amounts recharged.
Web Services Recharge of VWS Vouchers	Triggered through Web services, the ability to use the Voucher Redeem and Voucher Recharge feature nodes to recharge VWS vouchers against BRM accounts. This does not include the ability to provide information on the amounts recharged in the Web services response.
Voucher Redeem Failure Records	The ability to create a record against the BRM account in the BRM database every time an attempt to redeem a VWS voucher against that account fails
Reservationless Charging or Refund	The ability to use the DUCR feature node to debit based on a usage amount (duration or volume) without reservation of quota
Post Call Billing	The ability to use the DUCR feature node to charge for voice calls against BRM accounts after the calls have finished
Credit Transfer	The ability to use the Credit Wallet Transfer feature node to perform a credit transfer between two BRM accounts
Convergent Charging Controller Defined Credit Transfer	The ability to use the Credit Wallet Transfer feature node to perform a credit transfer between two BRM accounts using a Named event that is mapped to a deal in BRM and a voucher type defined in the Convergent Charging Controller system

Feature	Description
Rating Guidance	The ability through a feature node to provide guidance for a particular service that is implemented in a control plan so that BRM is able to apply a particular rate or discount based on criteria that is specified in the control plan. For example, a user is calling a Friends and Family number or is in their home zone.
Usage Tracking	The ability to track service usage for BRM accounts using Convergent Charging Controller tracker wallets
Connection Manager Details	The ability to specify details of how Convergent Charging Controller connects to BRM Connection Managers
Connection Manager Addresses	The ability to specify the IP address of each BRM Connection Manager to which Convergent Charging Controller connects
Connection Manager Maximum Connections	The ability to specify the maximum number of connections from each Convergent Charging Controller process to BRM
PCM API	The ability to use the PCM API to communicate with BRM Connection Managers
BRM EDRs	The ability to use the Set Billing Engine EDR feature node to include additional information, such as the charge for a voice or SMS call, in the BRM usage record that is associated with a usage event. The additional information is obtained from the control plan or session context.

## Unavailable BRM Charging Driver features

When BRM is integrated with Convergent Charging Controller through the BRM Charging Driver, you cannot use the following Convergent Charging Controller Prepaid Charging feature nodes for subscribers who are charged using a BRM domain:

- Account Activation
- Balance Cascade Override
- Friend Dest Discount
- Periodic Charge State Branching
- Periodic Charge Subscription
- Periodic Charge Transfer
- Play Tariff Plan Announcement
- Scratch Card Recharge
- Scratch Card Recharge Alternate Subscriber
- Set Discount
- Set Tariff Plan Rule
- Select Credit Transfer
- Wallet State Update

The following Prepaid Charging features, or capabilities, are *not available* in a combined Convergent Charging Controller and BRM system:

- Periodic Service/Charge logic, which is the ability to perform logic based on periodic charge subscriptions in BRM
- Balance cascade override
- Service logic derived discounts
- Text modification of mid-call tariff change
- Set Discount

- Set Tariff Plan Rule
- Select Credit Transfer
- Wallet State Update

For information about the Prepaid Charging feature nodes, see *Feature Nodes Reference Guide*.

## BRM Integration Summary

### Integrating Convergent Charging Controller and BRM

The process of integrating Convergent Charging Controller and BRM consists of the following general steps, which subsequent chapters describe in detail:

- 1** Installing the BRM Charging Driver.  
For information on installing the BRM Charging Driver, see *Installing the BRM Charging Driver* (on page 11).
- 2** Configuring Convergent Charging Controller for the BRM Charging Driver.  
For information on configuring Convergent Charging Controller, see *Configuring Convergent Charging Controller for the BRM Charging Driver* (on page 13).
- 3** Configuring BRM for the BRM Charging Driver and the specific scenarios that you want to implement.  
For information on configuring BRM, see *Configuring BRM for the BRM Charging Driver* (on page 43)
- 4** Creating Products and Deals.  
For information on creating products and deals, see *Creating Products and Deals* (on page 51).
- 5** Generating statistics and reports.  
For information on generating statistics and reports, see *Generating Statistics and Reports* (on page 55).





# Installing the BRM Charging Driver

## Overview of Installing the BRM Charging Driver

### Introduction

This chapter explains how to install the BRM Charging Driver components.

### In this chapter

---

This chapter contains the following topics.

About Installing the BRM Charging Driver..... 11

## About Installing the BRM Charging Driver

### Overview of Installing BRM Charging Driver

**Note:** Install 32-bit Portal Development Toolkit 7.5 in `/opt/portal/7.5/PortalDevKit/lib` as a prerequisite to installing Convergent Charging Controller with the BRM Charging Driver.

The Convergent Charging Controller BRM Charging Driver supports BRM versions 7.4 and 7.5, with certification for version 7.5.

The general platform requirements for the BRM Charging Driver components are the same as they are for Convergent Charging Controller. For information on the general platform requirements for Convergent Charging Controller and on installing Convergent Charging Controller, see *Installation Guide*.



# Configuring Convergent Charging Controller for the BRM Charging Driver

## About configuring Convergent Charging Controller for the BRM Charging Driver

### Introduction

This chapter explains how to configure Convergent Charging Controller for the BRM Charging Driver.

### In this chapter

This chapter contains the following topics.

Summary of Convergent Charging Controller Configuration Tasks .....	13
Creating the BRM Domain.....	14
Configuring Replication .....	14
About Editing eserv.config Parameters .....	15
Configuring bcdActionHandler .....	16
Configuring bcdBillingClient.....	31
Configuring Calls, Events, and Vouchers.....	36
Modifying the BCD Client Startup Script .....	39
Creating Balance Type Mappings .....	40

## Summary of Convergent Charging Controller Configuration Tasks

### Steps to Configure Convergent Charging Controller for the BRM Charging Driver

The following steps summarize what is required to configure Convergent Charging Controller for the BRM Charging Driver. The sections that follow describe how to complete these steps in more detail.

Step	Action
1	Create a BRM domain with a domain type of BCD. You can only create one domain of this type. Decide whether to enable both wallets and vouchers or only wallets. If you enable only wallets, Convergent Charging Controller will use Convergent Charging Controller vouchers to recharge BRM accounts.
2	Configure replication for following SMF database tables, which are used by the BRM Charging Driver: <ul style="list-style-type: none"> <li>SMF_NORMALIZATION</li> <li>SMF_STDEF_BCD</li> </ul>
3	Edit the BRM Charging Driver configuration parameters in the <b>eserv.config</b> file on the SLC server.
4	(Optional) Set up multiple BCD Client start-up scripts ( <b>bcdBeClient.sh</b> ) if you have a large system and you want to run more processes.

Step	Action
5	Start the SLEE.
6	Create balance types in the Convergent Charging Controller Service Management System to match BRM resource IDs and map Convergent Charging Controller balance types to BRM resource IDs, which are effectively BRM balance types. For more information, see <i>Creating Balance Type Mappings</i> (on page 40).

## Creating the BRM Domain

### Procedure to create a BRM domain

Follow these steps to create a BRM domain.

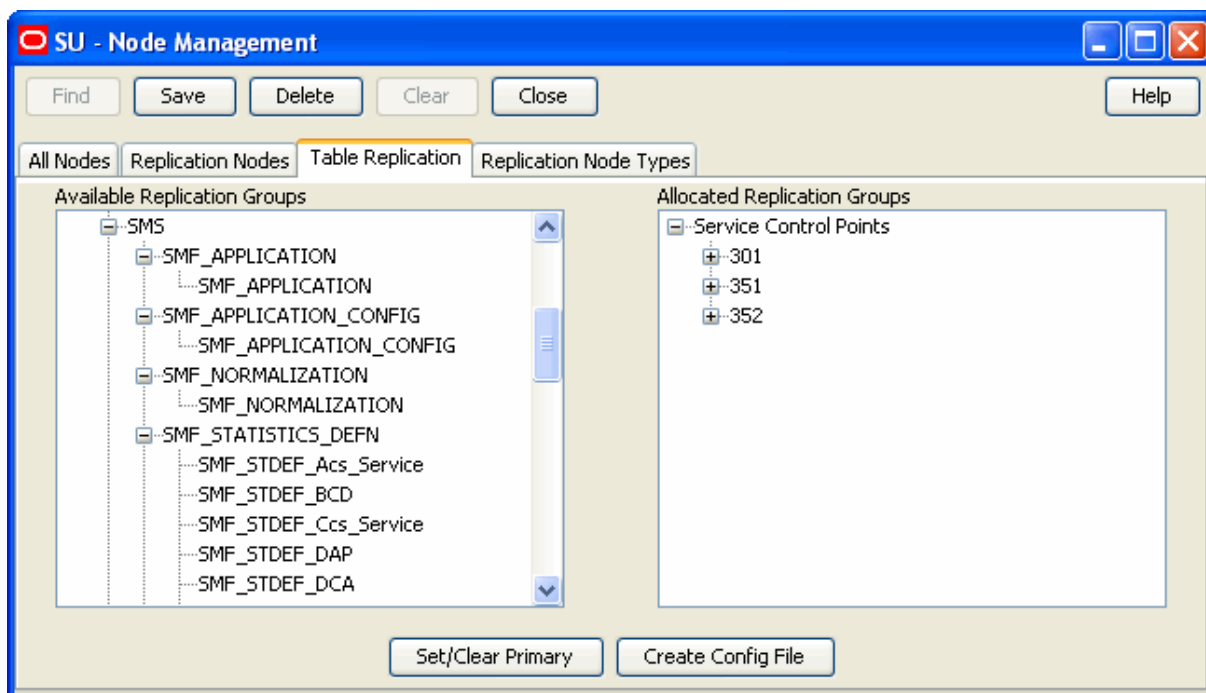
Step	Action
1	Log in to the Service Management System (SMS).
2	From the <b>Services</b> menu, select <b>Prepaid Charging</b> , then <b>Service Management</b> .
3	Select the <b>Domain</b> tab to view the current list of Convergent Charging Controller domains.
4	Click <b>New</b> to create a new domain.
5	In the <b>BE</b> section, enter the following values: In the <b>Name</b> field, enter <b>BRM</b> From the <b>Type</b> list, select <b>BCD</b> In the <b>Maximum Accounts</b> field, enter the maximum number of accounts in this domain. Select the <b>Update Username and Password</b> check box and enter values for <b>Username</b> and <b>Password</b> , which are used by the BCD Client to connect to the BRM communication managers.
6	(Optional) In the <b>Manages</b> section, select the <b>Charging</b> and <b>Voucher Management</b> options.
7	Click <b>Save</b> to save the new domain.

## Configuring Replication

### Replication for the BRM Charging Driver tables

Using the SMS UI, configure replication for the SMF\_NORMALIZATION and SMF\_STDEF\_BCD replication groups, which are required for the BRM Charging Driver.

To access the replication settings, select the **Operator Functions** menu in the Convergent Charging Controller SMS UI and select **Node Management**. Then select the **Table Replication** tab as shown in the following figure.



For information on using the SMS UI to configure table replication, see *SMS User's Guide*.

## About Editing eserv.config Parameters

### Editing eserv.config parameters for the BRM Charging Driver

The **eserv.config** file is a shared configuration file from which many Convergent Charging Controller components read their configuration parameters and data. Each component reads those sections of the file that are relevant to its configuration. The section of the **eserv.config** file for the BRM Charging Driver is labeled BCD and the parameters are divided into two structures: `bcdActionHandler` and `bcdBillingClient`.

The **eserv.config** file resides in the `/IN/service_packages/` directory on each of the SLC servers.

The BRM Charging Driver installation process installs two versions of the **eserv.config** file, a default version and an example version. The default version is installed in the following location:

`/IN/service_packages/BCD/etc/eserv.config.default`

The content of the default version is added to the end of `/IN/service_packages/eserv.config` file. Its BCD section contains only those parameters that are essential to make the BRM Charging Driver functional.

The example version is located here:

`/IN/service_packages/BCD/etc/eserv.config.example`

The BCD section in the example version contains a complete set of Convergent Charging Controller configuration parameters for the BRM Charging Driver. It is provided as a reference when you want to change configuration settings.

For a complete listing of the BCD section of the **eserv.config.example** file, see Appendix A.

The following topics in this section describe `bcdActionHandler` and `bcdBillingClient` structures in the BCD section of the `eserv.config` file.

## Configuring `bcdActionHandler`

### `bcdActionHandler` Content

The `bcdActionHandler` structure resides in the BCD section of the `eserv.config` file and defines the following:

- *Mapping Convergent Charging Controller sessions to BRM services* (on page 16)
- *Mapping Convergent Charging Controller currency codes to BRM values* (on page 19)
- *Mapping Convergent Charging Controller information to BRM fields* (on page 20)
- *Copying PCM input flist fields to an ACS EDR* (on page 20)
- *Mapping the location number* (on page 21)
- *Specifying custom opcodes* (on page 22)
- *Mapping BRM Piggyback Notifications to Convergent Charging Controller Profile Tags* (on page 23)
- *Configuring additional `bcdActionHandler` Parameters* (on page 26)

### Mapping Convergent Charging Controller sessions to BRM services

The `ServiceProfileTagMapping` array allows you to map `ServiceKey` and `BearerID` combinations, which identify the type of Convergent Charging Controller session, to specific BRM services. If the `ServiceKey` value or the `BearerID` values cannot be found, -1 is used. The default configuration, therefore, is one with `ServiceKey` and `BearerID` values of -1, which specify a basic voice call. The following example illustrates the array entries:

```
ServiceProfileTagMapping = [
  {
    # Default config. Basic duration measured voice call
    ServiceKey = -1 # default
    BearerID = -1 # default
    ScalingFactor = 1
    BRMField = "QUANTITY" # or BYTES_UPLINK, BYTES_DOWNLINK
    BRMReqMode = "DURATION" # or VOLUME
    BrmServicePoid = "/service/telco/gsm/telephony"
    BrmObjectType = "gsm"
    UsedUnitsCumulative = false
    DefaultUnitType = "QUANTITY" # or UP_BYTES, DOWN_BYTES
  }
  {
    # Specific configuration for data calls.
    ServiceKey = 1
    BearerID = 17
    ScalingFactor = 100000 # Bytes per deci-second (=1Mb/second)
    BRMField = "BYTES_UPLINK"
    BRMReqMode = "VOLUME"
    BrmServicePoid = "/service/telco/gsm/data"
    BrmObjectType = "gsm"
    UsedUnitsCumulative = false
    DefaultUnitType = "UP_BYTES"
  }
]
```

The BRM Charging Driver uses this array when it sends an authorize operation to BRM. For information on BRM opcodes, see the *BRM Developer's Reference* and *BRM Telco Integration*.

Convergent Charging Controller always calls a function called `InitialTimeReservation()` even when reserving an amount of data. If Convergent Charging Controller is reserving data, the DCA program (the Diameter interface) will set the bearer capability to tell the `slee_acs` process that this is a data call. When `slee_acs` returns a number of seconds, DCA multiplies the seconds by a scaling factor and grants that many bytes of data.

Convergent Charging Controller turns seconds into bytes using a scaling factor when sending an authorize operation to BRM, so that BRM can rate the usage.

The following are the fields in the `ServiceProfileTagMapping` array:

#### ServiceKey

<b>Syntax:</b>	See Example
<b>Description:</b>	The service key from the InitialDP that triggered this session. The BRM Charging Driver looks up the <code>ServiceProfileTagMapping</code> section of this configuration based on bearer capability and service key. It defaults to the entry for service key -1 if it does not find an entry. InitialDP is a voice operation but the Messaging Manager product (for SMS) and the DCA product (for data) translate their protocols into INAP and send InitialDPs also.
<b>Type:</b>	Integer
<b>Optionality:</b>	Required
<b>Allowed:</b>	0 to 2147483647
<b>Default:</b>	-1
<b>Example:</b>	<code>ServiceKey = 1</code>

**Note:** Convergent Charging Controller cannot receive a service key with a value of -1. It is a special value that means 'default' when a service is not found. The meaning of any other service key value is defined by the network operators.

#### BearerID

<b>Syntax:</b>	See Example.
<b>Description:</b>	The ITC of the bearer capability provided in the InitialDP and used by Convergent Charging Controller to determine the nature of the session - for example, voice or data.
<b>Type:</b>	Integer
<b>Optionality:</b>	Required
<b>Allowed:</b>	0 to 31
<b>Default:</b>	-1
<b>Example:</b>	<code>BearerID = 17</code>

**Note:** Convergent Charging Controller cannot receive a BearerID with a value of -1. It is a special value that means default when a service is not found. This document uses 0 for voice and 17 for data. For the meaning of other values, see the International Telecommunications Union Telecommunication Standardization Section (ITU-T) Recommendation Q.931. The BRM Charging Driver uses only the 5 bits defined for the information transfer capability.

#### ScalingFactor

<b>Syntax:</b>	See Example.
<b>Description:</b>	Determines the conversion ratio between the BRM defined unit for QUANTITY, such as bytes, for example, and deciseconds.

## Chapter 3

**Type:** Integer  
**Optionality:** Required  
**Allowed:** Any positive integer  
**Default:** None.  
**Example:** `ScalingFactor = 1`

### BRMField

**Syntax:** See Example  
**Description:** This field is required and must be set to QUANTITY, BYTES\_UPLINK or BYTES\_DOWNLINK. In the PCM\_OP\_UPDATE\_AND\_REAUTHORIZE or the PCM\_OP\_STOP\_ACCOUNTING operations, the BRM Charging Driver can put the used units into the QUANTITY, BYTES\_UPLINK, or BYTES\_DOWNLINK fields. This parameter tells the BRM Charging Driver which field to populate. For more information, see the sections on preparing GSM-specific data in *BRM Telco Integration*.  
**Type:** String  
**Optionality:** Required  
**Allowed:** QUANTITY, BYTES\_UPLINK, BYTES\_DOWNLINK  
**Default:** None  
**Example:** `BRMField = "QUANTITY"`

### BRMReqMode

**Syntax:** See Example  
**Description:** The unit for which to charge.  
**Type:** String  
**Optionality:** Required  
**Allowed:** DURATION or VOLUME  
**Default:** None  
**Example:** `BRMReqMode = "DURATION"`

### BrmServicePoid

**Syntax:** See Example  
**Description:** This parameter is used in the PIN\_FLD\_POID parameter.  
**Type:** String  
**Optionality:** Required  
**Default:** None  
**Example:** `BrmServicePoid = "service/telco/gsm/data"`

### BrmObjectType

**Syntax:** See Example  
**Description:** This parameter is used as a suffix on the PIN\_FLD\_OBJ\_TYPE field.  
**Type:** String  
**Optionality:** Required  
**Default:** None  
**Example:** `BrmObjectType = "gsm/ncc"`



`UsedUnitsCumulative`

<b>Syntax:</b>	See Example
<b>Description:</b>	When <code>slee_acs</code> receives an <code>ApplyChargingReport</code> operation, indicating how many bytes have been used, the value is either cumulative, meaning it is the total bytes used for this session, or it is non-cumulative, meaning it is the number of bytes used this time. A value of <code>true</code> in the <code>UsedUnitsCumulative</code> field indicates to the BRM Charging Driver that the used bytes are cumulative. A value of <code>false</code> indicates the used bytes are non-cumulative.
<b>Type:</b>	Boolean
<b>Optionality:</b>	Required
<b>Default:</b>	None
<b>Example:</b>	<code>UsedUnitsCumulative = false</code>

`DefaultUnitType`

<b>Syntax:</b>	See Example
<b>Description:</b>	Used to set the <code>UNIT_TYPE</code> parameter when reporting used units to BRM. Specifies which field is used to report usage to BRM in PCM opcodes: <code>PIN_FLD_UP_BYTES</code> , <code>PIN_FLD_DOWN_BYTES</code> , or <code>PIN_FLD_QUANTITY</code>
<b>Type:</b>	String
<b>Optionality:</b>	Required
<b>Allowed:</b>	<code>UP_BYTES</code> , <code>DOWN_BYTES</code> , or <code>QUANTITY</code>
<b>Default:</b>	None
<b>Example:</b>	<code>DefaultUnitType = "UP_BYTES"</code>

## Mapping Convergent Charging Controller currency codes to BRM values

The `BrmToNccCurrencyMapping` array maps BRM resource IDs to Convergent Charging Controller currency codes. You must add all currencies that Convergent Charging Controller accesses in BRM to this array. BRM resource IDs are defined in the BRM `pin_currency.h` file, but only those that Convergent Charging Controller uses need to be specified here. For the location of the `pin_currency.h` file, see your BRM documentation.

The following example illustrates the `BrmToNccCurrencyMapping` array:

```
BrmToNccCurrencyMapping = [
    {
        NCCCode = "NZD"
        BRMNum = 554
    }
    {
        NCCCode = "EUR"
        BRMNum = 978
    }
]
```

For more information about currencies and synchronizing monetary transactions between Convergent Charging Controller and BRM, see *Creating Balance Type Mappings* (on page 40).

## Mapping Convergent Charging Controller information to BRM fields

The `NccToBrmFieldMapping` array maps Convergent Charging Controller event detail record (EDR) information items, as well as other Convergent Charging Controller items, to BRM fields and their associated types. Each field that is defined can be sent in an Convergent Charging Controller information structure within opcodes that are sent to BRM. You trigger the opcodes by using feature nodes such as `ChangeEDR` or `Set Tariff Plan` in a control plan.

**Note:** You must create BRM custom fields to associate with Convergent Charging Controller items and perform the related BRM compilations before attempting to use these custom fields. For information about creating BRM custom fields for Convergent Charging Controller information items, see *About Adding Custom Fields* (on page 43).

Each entry in the `NccToBrmFieldMapping` array must contain the following parameters:

- `NCCItem` – The name of the Convergent Charging Controller EDR item or other information item
- `BRMType` – The BRM data type: "STRING", "DECIMAL", "INT", "ENUM", or "TIMESTAMP"
- `BRMField` – The numeric field ID of the custom field, found in the `pin_flds.h` file on BRM

If an EDR item is not listed here, it will not be copied into a BRM flist.

```
NccToBrmFieldMapping = [
  {
    NCCItem = "TARIFF_PLAN_ID"
    BRMType = "INT"
    BRMField = 10004
  }
  {
    NCCItem = "NUMBER_OF_EVENTS_ID"
    BRMType = "INT"
    BRMField = 10002
  }
  {
    NCCItem = "EXAMPLE"
    BRMType = "STRING"
    BRMField = 10005
  }
  {
    NCCItem = "VOUCHER"
    BRMType = "STRING"
    BRMField = 10007
  }
  {
    NCCItem = "PIN"
    BRMType = "STRING"
    BRMField = 10008
  }
]
```

## Copying PCM input flist fields to an ACS EDR

The `BrmFieldToEdrMapping` array is an optional array in the `bcdActionHandler` structure that enables you to specify any non-array field sent to BRM in an input flist to be copied to an Advanced Control Services event detail record (EDR) for subsequent tracking and analysis. If the `BrmFieldToEdrMapping` array is not present in the `eserv.config` file, no flist fields are copied to the EDR.

To specify the flist fields that you want to copy to the EDR, create array items that assign values to the `BRMField` and `EDRItem` fields. The `BRMField` value specifies the integer value of the flist field to be saved and the `EDRItem` value specifies the name that will be associated with the field in the EDR.

For example, the following entries in `BrmFieldToEdrMapping` will cause `PIN_FLD_AUTHORIZATION_ID` to be stored in the EDR as `AUTHORIZATION_ID=auth_id_value` and `PIN_FLD_SESSION_ID` to be stored as `SESSION_ID=sess_id_value`:

```
BrmFieldToEdrMapping = [
  {
    BRMField = 7450
    EDRIItem = "AUTHORIZATION_ID"
  }
  {
    BRMField = 3039
    EDRIItem = "SESSION_ID"
  }
]
```

This adds entries like the following to the end of the EDR:

```
...|AUTHORIZATION_ID=brmClient-username-2013-3-12-2_session_1187270_0|SESSION_ID=3
```

To obtain the integer values of the flist fields that you want to store, see the `pin_flds.h` file on BRM.

## Using output flist fields

The BRM Charging Driver records the following flist fields returned by BRM. The BRM Charging Driver stores these fields in temporary storage profile buffers, using the following profile tags:

Name	Type	Tag
BCD Result	Integer	7995400
BCD Reason	Integer	7995401
BCD Rating Status	Integer	7995402
BCD Stop Accounting Result	Integer	7995403
BCD Stop Accounting Reason	Integer	7995404
BCD Stop Accounting Rating Status	Integer	7995405

For an example of how to use these fields, imagine you have a control plan with a UATB feature node. The Billing Failure Treatment (BFT) branch of the feature node goes to a profile branching feature node that branches on BCD Reason. If the reason is 1011 (EXPIRED\_CARD), the control plan goes to a play-announcement feature node to announce to the caller, "Sorry. Your card has expired." For any other value, the plan goes to an end feature node.

In addition, you can put an ACS Change CDR feature node in the control plan to write the temporary storage tags to any CDR fields that you want.

## Mapping the location number

The fields in the `LocationNumberMapping` structure control how the location number is retrieved from ACS and sent to BRM. `BRMField` refers to the BRM field ID of a string field in the `GSM_INFO` substruct. If this is zero, the location number will not be passed to BRM.

The Primary location profile block and tag specify the primary place to look for the location number in ACS. This defaults to `PT_CC_LOCATION_NUMBER`. If either parameter is zero, the location number will not be passed to BRM.

The secondary location profile block and tag specify the second place to look for the location number in ACS. This defaults to `PT_CC_LOCATION_INFO_LOCATION_NUMBER`.

The secondary location is only used if the primary is specified, but no data is found when retrieving data from the profile block. If either of the secondary location parameters are zero, the profile block will not be searched.

```
LocationNumberMapping = {
```

```

BRMField = 1251      # Or zero to disable sending of Location Number.
PrimaryLocationNumberProfileBlock = 18      # Call Context
PrimaryLocationNumberProfileTag = 327692    # PT_CC_LOCATION_NUMBER. Must
be                                           # non-zero if BRMField is non-
                                           # zero.
SecondaryLocationNumberProfileBlock = 18    # Call Context
SecondaryLocationNumberProfileTag = 327716  #
PT_CC_LOCATION_INFO_LOCATION_NUMBER       # or zero to disable secondary
choice
}

```

## Specifying custom opcodes

You can specify custom opcodes in place of standard PCM opcodes to apply custom business rules. To specify custom opcodes, use the `CustomOpCodeMapping` array with `BrmOpCode` and `CustomOpCode` name value pairs, as shown in the following example:

```

CustomOpCodeMapping = [
  {
    BrmOpCode = 4007
    CustomOpCode = 11007
  }
  {
    BrmOpCode = 4026
    CustomOpCode = 11026
  }
]
# Profile tags to copy into sent PIN_FIELD_DESC block
# These can overlap brmToBcdProfileMap fields
# Data Type Options - Int32, UInt32, UInt64, Time, String

bcdToBrmProfileMap = [
  {
    block = 17
    tag = 7995500
    type = "UInt32"
    name = "PIN"
  }
  {
    block = 17
    tag = 7995502
    type = "String"
    name = "MSISDN"
  }
  {
    block = 17
    tag = 7995504
    type = "Time"
    name = "DATE"
  }
]
# Profile tags to copy from the received PIN_FIELD_DESC block
# These can overlap bcdToBrmProfileMap fields
# Data Type Options - Int32, UInt32, UInt64, Time, String
brmtoBcdProfileMap = [
  {
    block = 17
    tag = 7995500
    type = "UInt32"
    name = "PIN"
  }
]

```

```

        block = 17
        tag = 7995502
        type = "String"
        name = "MSISDN"
    }
    {
        block = 17
        tag = 7995504
        type = "Time"
        name = "DATE"
    }
]
# Suppress sending of PCM_OP_TCF_AAA_QUERY_BALANCE before PCM_OP_BILL_DEBIT
# Specify "true" only if PCM_OP_BILL_DEBIT opcode is overridden
# The default is "false"

suppressBillDebitQueryBalance = false

```

### CustomOpCodeMapping

Instruct BRM charging driver that the default opcode 105 has been overridden by BRM. The new value in this example being 10005.

### bcdToBrmProfileMap

Copy NCC profile values into messages sent from BCD to BRM.

- `block` is the profile block number
- `tag` is the profile tag number
- `type` is the profile tag date type
- `name` is the identifier for profile value

The name-value pairs are stored as a comma-separated string in the opcode as `PIN_FLD_EXTENDED_INFO:10000:10001`.

For example:

```
10001 STR [0] "ACTION=1,MSISDN=0049100500,PROFILE=Language"
```

### brmtoBcdProfileMap

Copy the contents of BRM messages sent to BCD into the NCC profile blocks.

To suppress sending the `PCM_OP_TCF_AAA_QUERY_BALANCE` message before `PCM_OP_BILL_DEBIT`, set the `suppressBillDebitQueryBalance` parameter to **True**.

**Note:** Only the operation code is changed. The lists that are sent to and received from BRM will be exactly the same as they would be for the standard opcodes.

## Mapping BRM Piggyback Notifications to Convergent Charging Controller Profile Tags

The `InSessionNotificationMapping` section allows you to map the data received in the BRM `PIGGYBACK_NOTIFICATIONS` array fields to Convergent Charging Controller profile tags to be used in conjunction with an in-session control plan trigger or to be processed when the session has ended (for IVR channels).

This section is optional; if it is not present then In-Session Notifications will be fully disabled.

Sub-sections and individual items are optional; omitting a section or tag will result in that section/item not being copied into the Convergent Charging Controller profile tag data to be used by In-Session Notifications. Omitting a section description will also result in the data in that section not being copied.

For more information, see Using In-Session Notifications with BRM and BRM documentation on in-session notifications in *Oracle Communications Billing and Revenue Management Telco Integration*.

The following example illustrates the section entries:

```

InSessionNotificationMapping = {
  ProfileBlock = 17      # NCC profile block to populate. Default = 17
  (TEMPORARY STORAGE)

  Language = {
    Description = "Preferred Language"    # Text to match in
    PIGGYBACK_NOTIFICATIONS
    ProfileTag = 37                # NCC profile tag to use (PT_LANGUAGE)
  }

  Channel = {
    Description = "Preferred Channel"     # Text to match in
    PIGGYBACK_NOTIFICATIONS
    ProfileTag = 1312050             # NCC profile tag to use
    (PT_ISN_PREF_CHANNEL)
    InSessionTrigger = [ "Email", "SMS" ] # Which channels require in-
    session trigger
  }

  Time = {
    Description = "Preferred Time"       # Text to match in
    PIGGYBACK_NOTIFICATIONS
    ProfileTag = 1312051             # NCC profile tag to use
    (PT_ISN_PREF_CHANNEL)
  }

  CreditThreshold = {
    Description = "Credit Threshold Breach" # Text to match in
    PIGGYBACK_NOTIFICATIONS
    ProfileTag = 1312052             # NCC profile tag to use
    (PT_ISN_CT_BALANCE)
    BalanceTypeTag = 1312054         # NCC profile subtag for balance type ID
    (PT_ISN_CT_BAL_TYPE)
    BalanceNameTag = 1312055         # NCC profile subtag for balance type
    name (PT_ISN_CT_BAL_NAME)
    AmountTag = 1312053              # NCC profile subtag for balance amount
    (PT_ISN_CT_BAL_AMOUNT)
    CurrentBalanceTag = 1312056     # NCC profile subtag for current balance
    (PT_ISN_CT_BAL_CURRENT_BAL)
    GroupObjTag = 1312057           # NCC profile subtag for group object
    (PT_ISN_CT_BAL_GROUP_OBJ)
    PercentTag = 1312058             # NCC profile subtag for percent
    (PT_ISN_CT_BAL_PERCENT)
    SourceObjTag = 1312059           # NCC profile subtag for source object
    (PT_ISN_CT_BAL_SOURCE_OBJ)
    AlertTypeTag = 1312060           # NCC profile subtag for alert type
    (PT_ISN_CT_BAL_ALERT_TYPE)
    ReasonTag = 1312061              # NCC profile subtag for reason
    (PT_ISN_CT_BAL_REASON)
    CreditFloorTag = 1312062         # NCC profile subtag for credit floor
    (PT_ISN_CT_BAL_CREDIT_FLOOR)
    CreditLimitTag = 1312063         # NCC profile subtag for credit limit
    (PT_ISN_CT_BAL_CREDIT_LIMIT)
    CreditThresholdTag = 1312064     # NCC profile subtag for percent
    threshold (PT_ISN_CT_BAL_CREDIT_THRESH)
    CreditThresholdFixedTag = 1312065 # NCC profile subtag for fixed
    threshold (PT_ISN_CT_BAL_CREDIT_THRESH_FIXED)
    BalanceUnitNameTag = 1312078    # NCC profile subtag for balance unit
    name (PT_ISN_CT_BAL_UNIT_NAME)
  }
}

```

```

SubscriptionExpiry = {
    Description = "Subscription Expired"      # Text to match in
    PIGGYBACK_NOTIFICATIONS
    ProfileTag = 1312066                    # NCC profile tag to use
    (PT_ISN_SUB_EXPIRY)
    ExpiryDateTag = 1312067                # NCC profile subtag for expiry date
    (PT_ISN_SUB_EXPIRY_DATE)
}

StreamingThreshold = {
    Description = "Streaming Threshold reached" # Text to match in
    PIGGYBACK_NOTIFICATIONS
    ProfileTag = 1312068                    # NCC profile tag to use
    (PT_ISN_STREAM_THRESH)
    CurrentBalanceTag = 1312069 # NCC profile subtag for current balance
    (PT_ISN_STREAM_THRESH_CURRENT_BAL)
}

Balance = {
    ProfileTag = 1312070                    # NCC profile tag to use (PT_ISN_BALANCE)
    BalanceTypeTag = 1312076                # NCC profile subtag for balance type ID
    (PT_ISN_BALANCE_TYPE)
    BalanceNameTag = 1312077                # NCC profile subtag for balance type
    name (PT_ISN_BALANCE_NAME)
    AmountTag = 1312071                    # NCC profile subtag for amount
    (PT_ISN_BALANCE_AMOUNT)
    AvailLimitTag = 1312072                # NCC profile subtag for amount
    (PT_ISN_BALANCE_AVAIL_LIMIT)
    BalanceUnitNameTag = 1312079           # NCC profile subtag for balance unit
    name (PT_ISN_BALANCE_UNIT_NAME)
}

Status = {
    RatingStatusTag = 1312073                # NCC profile subtag for rating status
    (PT_ISN_RATING_STATUS)
    LifecycleStateTag = 1312074            # NCC profile subtag for lifecycle state
    (PT_ISN_LIFECYCLE_STATE)
    FailureReasonTag = 1312075            # NCC profile subtag for failure reason
    (PT_ISN_FAILURE_REASON)
}
} # End of InSessionNotificationMapping

```

The following are the fields in the `InSessionNotificationMapping` array:

### ProfileBlock

The `ProfileBlock` field takes an integer that specifies the Convergent Charging Controller profile block to populate. The default value is 17, which specifies that the profile block is temporary storage.

### Language

The `Language` array describes the subscriber's preferred language, such as English or Spanish, for example. The BCD actions library matches the preferred language to a language entry in `ACS_LANGUAGE` and stores the associated Convergent Charging Controller language ID in the profile tag.

### Channel

The `Channel` array describes the subscriber's preferred channel for notifications. The preferred channel could be SMS, Email, or IVR, for example. The BCD actions library stores the preferred channel and compares it against the `inSessionTrigger` list to see if the selected channel requires a real-time control plan trigger to be armed for the notifications.

### Time

The `Time` array contains the subscriber's preferred notification time, specified as a Coordinated Universal Time (UTC) timestamp in string form with three extra digits for milliseconds. The BCD actions library converts the timestamp to a profile date value and stores it in the configured profile tag.

### CreditThreshold

The `CreditThreshold` array contains an entry for each balance that is breaching a credit threshold. A threshold breach can be either a breach up, which is an increased usage of credit or prepaid funds, or a breach down, which is a decreased usage of credit or prepaid funds following a payment or topup. Each balance entry contains fields that are stored in profile tags within a profile array.

### Subscription Expiry

The `SubscriptionExpiry` array stores the timestamp that specifies when the subscription defined by the BRM lifecycle expires. The timestamp is stored as a profile Date.

### StreamingThreshold

The `StreamingThreshold` array contains the current balance value when the notification was triggered. For postpaid balances, this is a positive number and it represents the currently used credit, including the reserved amount for the current call.

**Note:** Convergent Charging Controller represents postpaid balances as negative and adds a minus sign. For example the value 913.67 received from BRM for a balance with scaling factor set to 100 is conveyed to the Convergent Charging Controller control plan as -91367

For prepaid balances, this is a negative number that represents the currently available funds after taking into account the amount reserved for the current call.

**Note:** Convergent Charging Controller represents prepaid balances as positive and removes the minus sign. For example the value -45.88 received from BRM for a balance with scaling factor set to 100 is conveyed to the Convergent Charging Controller control plan as 4588

### Balances

The `Balances` array contains an entry for each subscriber balance. Each balance entry contains an ID, the reserved amount delta for the call, and the remaining unreserved funds left available.

### Status

The `Status` array contains statuses that indicate why a call was denied, including the result of the rating operation, the reason for an authorization failure, and the lifecycle state, which is included only if lifecycle management is enabled in BRM.

## Configuring additional `bcdActionHandler` Parameters

The `bcdActionHandler` structure also contains the following additional parameters. For examples of these parameters, please see the sample `eserv.config` file in Appendix A.



`BrmBadPinEdrActive`

<b>Syntax:</b>	See Example
<b>Description:</b>	Specifies whether to trigger sending PCM_OP_ACTIVITY to BRM to request BRM to produce an event detail record (EDR) when the subscriber attempts to redeem a voucher using an invalid voucher number or PIN.
<b>Type:</b>	Boolean
<b>Optionality:</b>	Optional
<b>Allowed:</b>	true and false
<b>Default:</b>	false
<b>Example:</b>	<code>BrmBadPinEdrActive = true</code>

`BrmBadPinResourceId`

<b>Syntax:</b>	<code>parameter = value</code>
<b>Description:</b>	The CreateEDR action always sends the voucher number and PIN number that were used for a failed attempt to redeem a voucher. If <code>BrmBadPinResourceId</code> is not zero, this resource ID will be used as a counter of bad PIN attempts for this account and it will be incremented.
<b>Type:</b>	Integer
<b>Optionality:</b>	Optional
<b>Allowed:</b>	See Description
<b>Default:</b>	0
<b>Example:</b>	<code>BrmBadPinResourceId = 1000011</code>

`BrmEdrObjectType`

<b>Syntax:</b>	See Example
<b>Description:</b>	Specifies the BRM object type to use when sending PCM_OP_ACTIVITY to BRM to request BRM to produce an event detail record (EDR) when the subscriber attempts to redeem a voucher using an invalid voucher number or PIN.
<b>Type:</b>	String
<b>Optionality:</b>	Optional
<b>Allowed:</b>	A valid BRM object type
<b>Default:</b>	<code>"/voucher"</code>
<b>Example:</b>	<code>BrmEdrObjectType = "/voucher"</code>

`cacheTimeout`

<b>Syntax:</b>	See Example
<b>Description:</b>	Specifies in seconds the maximum age of cached named event and balance type map data. If the data is older than the number of seconds specified, the cache will be refreshed when the data is needed.
<b>Type:</b>	Integer
<b>Optionality:</b>	Optional (default used if not set).
<b>Allowed:</b>	Any positive integer
<b>Default:</b>	60
<b>Example:</b>	<code>cacheTimeout = 90</code>

## Chapter 3

### clientIDString

<b>Syntax:</b>	See Example
<b>Description:</b>	Unique string that identifies a client that will be accessing a BRM server. Prevents multiple clients from accessing BRM with the same authentication IDs.
<b>Type:</b>	String
<b>Optionality:</b>	Optional
<b>Allowed:</b>	See Description
<b>Default:</b>	Defaults to value of hostname if not specified
<b>Example:</b>	<code>clientIDString = "client1"</code>

### loggedNotificationPeriod

<b>Syntax:</b>	See Example
<b>Description:</b>	Specifies in seconds how often to announce the number of message parse errors.
<b>Type:</b>	Integer
<b>Optionality:</b>	Optional (default used if not set).
<b>Allowed:</b>	Any positive integer
<b>Default:</b>	30
<b>Example:</b>	<code>loggedNotificationPeriod = 300</code>

### lowCreditBufferTime

<b>Syntax:</b>	See Example
<b>Description:</b>	Specifies the number of seconds to hold back as the low credit buffer. For example, if this is set to 10 seconds, the caller will hear a beep 10 seconds before funds expire and the call terminates.
<b>Type:</b>	Integer
<b>Optionality:</b>	Optional
<b>Allowed:</b>	Any positive integer
<b>Default:</b>	10
<b>Example:</b>	<code>lowCreditBufferTime = 10</code>

### NccInfoFieldDummyEntry

<b>Syntax:</b>	See Example
<b>Description:</b>	Specifies the BRM field ID of a string field that is configured to be present in the PIN_FLD_NCC_INFO substruct. The field is set to "Present" by the action handler. It is required because PIN_FLD_NCC_INFO must be present in the flist that is passed to opcodes. It is not valid to have an empty substruct; thus the dummy value.
<b>Type:</b>	Integer
<b>Optionality:</b>	Required
<b>Allowed:</b>	See Description
<b>Default:</b>	10001
<b>Example:</b>	<code>NccInfoFieldDummyEntry = 10001</code>

`NccInfoFieldNumber`

<b>Syntax:</b>	See Example
<b>Description:</b>	Specifies the BRM field ID of the first substructure field under which all the Convergent Charging Controller specific fields get added. This will normally be the numeric value associated with PIN_FLD_NCC_INFO when the BRM instance was customized.
<b>Type:</b>	Integer
<b>Optionality:</b>	Required
<b>Allowed:</b>	See Description
<b>Default:</b>	10000
<b>Example:</b>	<code>NccInfoFieldNumber = 10000</code>

`poidPrefix`

<b>Syntax:</b>	See Example
<b>Description:</b>	Specifies the first part of the POID string to be used by named events. The event class is appended to it to form the complete POID name. For example, if the <code>poidPrefix</code> is <code>"/service/telco"</code> and the eventClass name is <code>"/gsm/sms"</code> , the complete POID name would be <code>"/service/telco/gsm/sms"</code> .  When you define a product in the BRM Pricing Center, you specify the BRM object to which it applies. The POID (Portal Object Identifier) is the name of this object and determines which product is used for rating and charging.
<b>Type:</b>	String
<b>Optionality:</b>	Required
<b>Allowed:</b>	See Description
<b>Default:</b>	<code>"/service/telco"</code>
<b>Example:</b>	<code>poidPrefix = "/service/telco"</code>

`roundingScheme`

<b>Syntax:</b>	See Example
<b>Description:</b>	Specifies the rounding scheme for rounding sub-second durations into seconds. The allowable values are: 1 = floor (always round down) 2 = ceiling (always round up) 3 = nearest ( $\geq .5$ rounds up; $< .5$ rounds down)
<b>Type:</b>	Integer
<b>Optionality:</b>	Optional
<b>Allowed:</b>	1, 2, or 3
<b>Default:</b>	3
<b>Example:</b>	<code>roundingScheme = 3</code>

## serviceDomainInterfaceName

<b>Syntax:</b>	See Example
<b>Description:</b>	Specifies the interface name of the BCD Client, which is defined in <b>SLEE.cfg</b> . If you create multiple BCD Client start-up scripts, serviceDomainInterfaceName specifies the prefix of the interface name. For example, for the following INTERFACE parameters in <b>SLEE.cfg</b> , which are abbreviated here: <pre>INTERFACE=bcdBeClient1 bcdBeClient1.sh ... INTERFACE=bcdBeClient2 bcdBeClient2.sh ...</pre> the value of serviceDomainInterfaceName would be "bcdBeClient". For more information, see <i>Configuring the SLEE to Run New BCD Client Startup Scripts</i> (on page 39).
<b>Type:</b>	String
<b>Optionality:</b>	Required
<b>Allowed:</b>	See Description
<b>Default:</b>	None
<b>Example:</b>	serviceDomainInterfaceName = "bcdBeClient"

## suppressAAAMessages

<b>Syntax:</b>	See example
<b>Description:</b>	Use this parameter to either send or suppress sending the PCM_OP_TCF_AAA_* messages. If this parameter is set to 'true', no PCM_OP_TCF_AAA_* messages will be sent. If this is set to 'false', PCM_OP_TCF_AAA_* messages will be sent.
<b>Type:</b>	Boolean
<b>Optionality:</b>	Optional (default used if not set)
<b>Allowed:</b>	true and false
<b>Default:</b>	false
<b>Notes:</b>	
<b>Example:</b>	suppressAAAMessages = false

## voidUnusedReservation

<b>Syntax:</b>	voidUnusedReservation = true false
<b>Description:</b>	Whether or not to void unused reservations.
<b>Type:</b>	Boolean
<b>Optionality:</b>	Optional
<b>Allowed:</b>	true, false
<b>Default:</b>	false
<b>Notes:</b>	Diameter states that the server and client should consider any previously reserved, but unused units in a subsequent reservation as no longer reserved. It is disabled by default. To enable, set this parameter to true.
<b>Example:</b>	voidUnusedReservation = true

## voucherPinLength

<b>Syntax:</b>	See Example
<b>Description:</b>	Specifies the length of the voucher PIN.
<b>Type:</b>	Integer
<b>Optionality:</b>	Optional

<b>Allowed:</b>	Positive integer
<b>Default:</b>	4
<b>Example:</b>	VoucherPinLength = 4

## Configuring bcdBillingClient

### bcdBillingClient content

The `BCD` section of the `eserv.config` file also contains the `bcdBillingClient` structure, which defines the following:

- *Mapping opcodes* (on page 31)
- *Configuring BRM connections* (on page 32)
- *Specifying operation timeouts* (on page 31)
- *Configuring additional bcdBillingClient parameters* (on page 33)

### Mapping opcodes

The `opCodeMapping` section of the `bcdBillingClient` structure specifies the following opcode mapping definitions to associate opcode integers with operation macros that Convergent Charging Controller passes to BRM to perform authorization and accounting operations.

**Note:** You should not need to change this section unless you specify custom opcodes. In that case, you should add the custom opcodes to the `opCodeMapping` array for the sake of meaningful debug output. See *Specifying custom opcodes* (on page 22) for more information:

```
opCodeMapping = [
    {operation = "PCM_OP_BAL_GET_BALANCE" , opCode = 3701 }
    {operation = "PCM_OP_CUST_MODIFY_CUSTOMER" , opCode = 64 }
    {operation = "PCM_OP_PYMT_TOPUP" , opCode = 3726 }
    {operation = "PCM_OP_SEARCH" , opCode = 7 }
    {operation = "PCM_OP_SUBSCRIPTION_PURCHASE_DEAL" , opCode = 108 }
    {operation = "PCM_OP_SUBSCRIPTION_READ_ACCT_PRODUCTS" , opCode = 81 }
    {operation = "PCM_OP_TRANS_ABORT" , opCode = 13 }
    {operation = "PCM_OP_TRANS_OPEN" , opCode = 12 }
    {operation = "PCM_OP_WRITE_FLDS" , opCode = 5 }
    {operation = "PCM_OP_READ_FLDS" , opCode = 4 }
    {operation = "PCM_OP_ACT_ACTIVITY" , opCode = 151 }
    {operation = "PCM_OP_CUST_POL_GET_DEALS" , opCode = 278 }
    {operation = "PCM_OP_BILL_DEBIT" , opCode = 105 }
]
```

For information on BRM opcodes, see the *BRM Developer's Reference* and *BRM Telco Integration*.

### Specifying operation timeouts

The `OperationTimeouts` array specifies timeout values for the operations in the `opCodeMapping` array. If the timeout value for an operation is too large, it will increase the delay when a failed connection switches from a failed Connection Manager to a working one. If the timeout value is too small, the operation can time out unnecessarily. Also, some operations will take longer than others. The ideal timeout values will vary from site to site based on network speeds, load, and the speed of the BRM servers. For more information, see the *BRM System Administrator's Guide*.

The `defaultOperationTimeout` value specifies a default timeout value for any operation that does not specify a timeout value in `OperationTimeouts`.

The following example shows the initial values of `defaultOperationTimeout` and the `OperationTimeouts` array, as they are provided in the `eserv.config` file:

```
# Default operation timeout to use if a specific opcode does not have an
# entry in the OperationTimeouts array
# Default = 250 milliseconds

defaultOperationTimeout = 250
OperationTimeouts = [
  {operation = "PCM_OP_BAL_GET_BALANCE" , timeoutMilliseconds = 250 }
  {operation = "PCM_OP_CUST_MODIFY_CUSTOMER" , timeoutMilliseconds = 250 }
  {operation = "PCM_OP_PYMT_TOPUP" , timeoutMilliseconds = 250 }
  {operation = "PCM_OP_SEARCH" , timeoutMilliseconds = 250 }
  {operation = "PCM_OP_SUBSCRIPTION_PURCHASE_DEAL" , timeoutMilliseconds =
250 }
  {operation = "PCM_OP_TRANS_ABORT" , timeoutMilliseconds = 250 }
  {operation = "PCM_OP_TRANS_OPEN" , timeoutMilliseconds = 250 }
  {operation = "PCM_OP_WRITE_FLDS" , timeoutMilliseconds = 250 }
  {operation = "PCM_OP_ACT_ACTIVITY" , timeoutMilliseconds = 250 }
  {operation = "PCM_OP_READ_FLDS" , timeoutMilliseconds = 250 }
]

```

## Configuring BRM connections

You must also define entries in the BCD section of the `eserv.config` file to configure connections to BRM Connection Managers. You do this by adding or modifying items in the `cmPointers` array in the `ConnectionManager` structure. The `ip` parameter specifies the IP address of a specific Connection Manager machine. If you supply multiple IP addresses in the `cmPointers` array, the BCD Client process selects the actual machine and port to use for a particular connection.

At start up, the BCD Client tries to establish all of the connections specified in the `cmPointers` array, for example 250 to the first Connection Manager, 500 to the second one, 250 to the third one, and so on.

If, for any reason, the BCD Client does not have a full complement of connections to any Connection Manager, the BCD Client tries to re-establish the connections as soon as possible. If an attempt to connect to a Connection Manager fails, the BCD Client process will not attempt to re-connect to that CM for a number of seconds equal to the value specified by the `recoverCmPtrSeconds` parameter. The attempt to establish the connection will time out after the number of milliseconds that is equal to the value specified by the `contextOpenTimeoutMilliseconds` parameter.

At any given time, some of the connections will be idle and some will be busy, a busy connection being one that is waiting for a response to an operation that the BCD Client has sent. When the BCD Client wants to choose a connection to send another operation it chooses the Connection Manager with the lowest ratio of busy connections to total connections.

The following example illustrates the definition of the `ConnectionManager` structure:

```
ConnectionManager = {
  database = 1
  enableTLS = 1
  cipherList = "SSL_RSA_WITH_AES_128_CBC_SHA"
  TLSWalletDirectory = "/IN/service_packages/BCD/wallet"
  service = "/service/pcm_client"
  cmPointers = [
    { cmPtr = "ip 192.168.111.111 12010", poolSize = 15}
    { cmPtr = "ip 192.168.111.112 12010", poolSize = 50}
    { cmPtr = "ip 192.168.111.111 12011", poolSize = 15}
    { cmPtr = "ip 192.168.111.112 12011", poolSize = 15}
  ]
}

```

The `database` and `service` values should not be changed. Convergent Charging Controller passes these values to the BRM Connection Manager when they connect.

The `enableTLS` parameter sets whether or not Transport Layer Security (TLS) is enabled in the SSL context options when the `brmBeClient` connects to the CM. To enable TLS, specify 1, which is the default. To disable TLS, specify 0. Disable TLS for connections to ASPs that do not support TLS or that do not fully support SSL secure renegotiation.

The `cipherList` parameter is a string of ciphers to use for the TLS connection. The default cipher is "SSL\_RSA\_WITH\_AES\_128\_CBC\_SHA". The list may contain more than one cipher name, separated by commas. If `enableTLS` is set to 0, `cipherList` is not used.

The `TLSWalletDirectory` parameter is the directory that contains the Oracle wallet. The Oracle wallet contains the credentials (certificates) that are used to authenticate the CM when `brmBeClient` connects. You create the wallet and save the server certificate of the CM in the wallet. For instructions about creating the wallet, see *BRM System Administrator's Guide*.

The `poolSize` value specifies to the BCD client the number of connections to create with the Connection Manager specified by the IP address in the `ip` parameter. The Connection Manager accepts connections until it has too many or the BCD Client reaches the limit specified by the `poolSize` parameter. You need one connection for each simultaneous transaction. For example, if machine 192.168.111.112 is twice as fast as machine 192.168.111.111, you might want to set the value of the `poolSize` parameter for 192.168.111.112 to be twice as large.

## Configuring additional `bcdBillingClient` parameters

The `bcdBillingClient` structure also contains the following additional parameters. For examples of these parameters, please see the sample `eserv.config` file in Appendix A.

`contextOpenTimeoutMilliseconds`

<b>Syntax:</b>	See Example
<b>Description:</b>	Specifies the length of time in milliseconds after which the BCD Client will stop trying to establish a context (connection) with a given BRM Connection Manager. If the connection is not established within this period, the connection attempt is abandoned and the BCD Client can try to establish a connection with the next Connection Manager.
<b>Type:</b>	Integer
<b>Optionality:</b>	Optional (default used if not set).
<b>Allowed:</b>	
<b>Default:</b>	5000
<b>Example:</b>	<code>contextOpenTimeoutMilliseconds = 5000</code>

`defaultOperationTimeout`

<b>Syntax:</b>	<code>parameter = value</code>
<b>Description:</b>	Used if a specific opcode does not have an entry in the <code>OperationTimeouts</code> array in the <code>eserv.config</code> file. Default is 250 milliseconds. For a description of the <code>OperationTimeouts</code> array, see <i>Specifying Operation Timeouts</i> (on page 31).
<b>Type:</b>	Integer
<b>Optionality:</b>	Optional (default used if not set).
<b>Allowed:</b>	See Description
<b>Default:</b>	250
<b>Example:</b>	<code>defaultOperationTimeout = 250</code>

### latencyStatisticsInterval

<b>Syntax:</b>	See Example
<b>Description:</b>	A positive integer value causes latency measurements to be logged in the BCD Client log under the bcdLatency debug section. This parameter specifies in seconds the interval at which measurements are logged. A value of 0 disables logging of latency measurements.
<b>Type:</b>	Integer
<b>Optionality:</b>	Optional (default used if not set)
<b>Allowed:</b>	See Description.
<b>Default:</b>	300
<b>Example:</b>	<code>latencyStatisticsInterval = 240</code>

### maxContextIdleTimeSeconds

<b>Syntax:</b>	See Example
<b>Description:</b>	The number of seconds to leave an idle connection open before closing it.
<b>Type:</b>	Integer
<b>Optionality:</b>	Optional (default used if not set).
<b>Allowed:</b>	Positive integer
<b>Default:</b>	10
<b>Example:</b>	<code>maxContextIdleTimeSeconds = 10</code>

### maxOutstandingRequests

<b>Syntax:</b>	See Example
<b>Description:</b>	The maximum number of outstanding events for each BCD Client process. Events will not be sent to a BCD Client with more than this number of events outstanding.
<b>Type:</b>	Integer
<b>Optionality:</b>	Optional (default used if not set).
<b>Allowed:</b>	Any positive integer
<b>Default:</b>	1000
<b>Example:</b>	<code>maxOutstandingRequests = 1000</code>

### maxPollMilliseconds

<b>Syntax:</b>	See Example
<b>Description:</b>	The maximum number of milliseconds to elapse before checking SLEE events.
<b>Type:</b>	Integer
<b>Optionality:</b>	Optional (default used if not set).
<b>Allowed:</b>	Any positive integer
<b>Default:</b>	50
<b>Example:</b>	<code>maxPollMilliseconds = 1</code>

### maxSelectMicroseconds

<b>Syntax:</b>	See Example
<b>Description:</b>	The maximum number of microseconds to wait for PCM messages before checking for SLEE events. Oracle recommends that you leave this setting at the default value of 50.
<b>Type:</b>	Integer



**Optionality:** Optional (default used if not set).  
**Allowed:** See Description  
**Default:** 50  
**Example:** `maxSelectMicroseconds = 50`

`maxTries`

**Syntax:** See Example  
**Description:** Specifies the maximum number of attempts, including the first, to send an operation to BRM.  
**Type:** Integer  
**Optionality:** Optional (default used if not set)  
**Allowed:** A positive integer  
**Default:** 3  
**Example:** `maxTries = 3`

`recordCMIPAddressInStats`

**Syntax:** See Example  
**Description:** Specifies whether to include the IP address of the destination communications manager in statistics.  
**Type:** Boolean  
**Optionality:** Optional (default used if not set).  
**Allowed:** true, false  
**Default:** false  
**Example:** `recordCMIPAddressInStats = false`

`recordOpcodeInStats`

**Syntax:** See Example  
**Description:** Specifies whether to include opcodes in statistics.  
**Type:** Boolean  
**Optionality:** Optional (default used if not set).  
**Allowed:** true, false  
**Default:** false  
**Example:** `recordOpcodeInStats = false`

`recordPortInStats`

**Syntax:** See Example  
**Description:** Specifies whether to include the port number of the destination communications manager in statistics.  
**Type:** Boolean  
**Optionality:** Optional (default used if not set).  
**Allowed:** true, false  
**Default:** false  
**Example:** `recordPortInStats = false`

recoverCmPtrSeconds

<b>Syntax:</b>	See Example
<b>Description:</b>	The number of seconds for which any IP address and port combination will be marked as not working. After this number of seconds elapses, the connection will be tried again for reuse.
<b>Type:</b>	Integer
<b>Optionality:</b>	Optional (default used if not set).
<b>Allowed:</b>	Any positive integer
<b>Default:</b>	5
<b>Example:</b>	<code>recoverCmPtrSeconds = 5</code>

## Configuring Calls, Events, and Vouchers

### Configuring Convergent Charging Controller for voice calls

Typically, voice calls are controlled in Convergent Charging Controller by the Universal Attempt Termination with Billing (UATB) feature node in the control plan. To charge a BRM account for a voice call, do one of the following:

- Select the BRM domain, which is the BCD domain type, when configuring the subscriber's wallet.
- Use a Set Active Domain feature node in the control plan with Wallet enabled for the BCD domain type.

To enable voice calls, you must create a voice call entry in the `bcdActionHandler.ServiceProfileTagMapping` list in the `eserv.config` file on the SLC. The following example shows a sample entry:

```
ServiceProfileTagMapping = [
...
  {
    # Prepaid voice
    ServiceKey = 1 # Defined in triggering rules on the HLR
    BearerID = 0 # Information Transfer Capability 0 = Speech per Q.931
    ScalingFactor = 1
    BRMField = "QUANTITY"
    BRMReqMode = "DURATION"
    BrmServicePoid = "/service/telco/gsm/telephony"
    BrmObjectType = "gsm/ncc"
    UsedUnitsCumulative = false
    DefaultUnitType = "QUANTITY"
  }
]
```

For descriptions of the `ServiceProfileTagMapping` parameters in the `eserv.config` file, see *Mapping Convergent Charging Controller Sessions to BRM Services* (on page 16).

### Configuring Convergent Charging Controller for data calls

Typically, data calls are controlled in Convergent Charging Controller by the Universal Attempt Termination with Billing (UATB) feature node in the control plan. To charge a BRM account for a data call, do one of the following:

- Select the BRM domain, which is the BCD domain type, when configuring the subscriber's wallet.
- Use a Set Active Domain feature node in the control plan with Wallet enabled for the BCD domain type.

To enable data calls, you must create a data call entry in the `bcdActionHandler.ServiceProfileTagMapping` list in the `eserv.config` file on the SLC. The following example shows a sample entry for a data call:

```

ServiceProfileTagMapping = [
...
  {
    # Configuration for Data Calls
    ServiceKey = 1
    BearerID = 17
    ScalingFactor = 100000 # Bytes per deci-second (= 1Mb per second)
    BRMField = "BYTES_UPLINK"
    BRMReqMode = "VOLUME"
    BrmServicePoid = "/service/telco/gsm/data"
    BrmObjectType = "gsm"
    UsedUnitsCumulative = false
    DefaultUnitType = "UP_BYTES"
  }
]

```

For descriptions of the `ServiceProfileTagMapping` parameters in the `eserv.config` file, see *Mapping Convergent Charging Controller Sessions to BRM Services* (on page 16).

## Configuring Convergent Charging Controller for named events

Examples of named events include SMS, MMS, and email.

Named events are controlled by the Named Event feature node in the Convergent Charging Controller control plan. To charge a BRM account, do one of the following:

- Select the BRM domain (BCD domain type) when configuring the subscriber's wallet
- Use a Set Active Domain feature node in the control plan with Wallet enabled for the BCD domain type

### Configuring Convergent Charging Controller for named event reservations and reservable direct named events

You make named event reservations using a Named Event feature node. Select the Named Event Feature Selection **Reserve Event** option, followed by another node set to **Confirm Event** or **Revoke Event**.

To create a direct named event, select Named Event Feature Selection **Direct Event** option. Set the **Number of Events** field to a positive value.

You must handle named event refunds separately. When Convergent Charging Controller sends BRM a `PCM_OP_TCF_AAA_ACCOUNTING` opcode for a direct named event and receives a response that indicates not all of the events have been charged, it sends a `PCM_OP_TCF_AAA_REFUND` operation to refund the partial charge and treat the direct named event as a failure.

To enable refunds, Convergent Charging Controller must send BRM a one-time opcode that configures it to allow refunds for the desired event. For more information, see *Enabling refunds for direct named events*.

For information on configuring named event refunds, see *Configuring Named Event Refunds* (on page 53).

### Enabling refunds for direct named events

When the BRM Charging Driver sends `PCM_OP_TCF_AAA_ACCOUNTING` for a direct named event, it can receive a response indicating that some but not all of the events have been charged. For example, BRM can charge for twenty five percent of an SMS. When this occurs, the BRM Charging Driver sends `PCM_OP_TCF_AAA_REFUND` to refund the partial charge and treats the direct named event as a failure.

To enable this capability, you must first send a one-time opcode to configure BRM to allow refunds for direct named events.

When the BRM Charging Driver invokes an opcode, it passes a flist and a parameter called `flags`, which is a bit field with each bit having a different meaning. The BRM code makes this definition for `PCM_OPFLAG_ADD_ENTRY`:

```
#define PCM_OPFLG_ADD_ENTRY 0x0020 /* wfld, incfld only */
```

In C, you would use the following code to set the `ADD_ENTRY` flag and send an opcode:

```
flags |= PCM_OPFLG_ADD_ENTRY
PCM_OP_SEND(ctxtp, opcode, flags, flistp, &ebuf);
```

Follow these steps to configure BRM to allow refunds for direct named events:

Step	Action
1	Set the <code>ADD_ENTRY</code> flag
2	Send the PCM opcode <code>PCM_OP_WRITE_FLDS</code> with the following flist: 0 <code>PIN_FLD_POID</code> POID [0] 0.0.0.1 /config/adjustment/event 301 0 0 <code>PIN_FLD_EVENTS</code> ARRAY [2] allocated 1, used 1 1 <code>PIN_FLD_TYPE_STR</code> STR [0] "/event/activity/telco/gsm/ncc"
3	Restart the BRM Connection Manager

As an alternative, you can use the BRM program `testnap` as follows:

```
/opt/portal/7.5/PortalDevKit/bin/testnap
r << XXX 1
0 PIN_FLD_POID POID [0] 0.0.0.1 /config/adjustment/event 301 0
0 PIN_FLD_EVENTS ARRAY [2] allocated 1, used 1
1 PIN_FLD_TYPE_STR STR [0] "/event/activity/telco/gsm/ncc"
XXX
#
# Perform the opcode
xop PCM_OP_WRITE_FLDS 32 1
```

The number 32 above is the decimal value of `PCM_OPFLAG_ADD_ENTRY`.

## Configuring Convergent Charging Controller for BRM vouchers

The Voucher Recharge feature node in the ACS Control Plan Editor typically controls voucher refunds. You can refund BRM accounts using either BRM or Convergent Charging Controller vouchers.

To use BRM vouchers, the Set Active Domain feature node must have both **Voucher** and **Wallet** selected for the BCD domain type. For more information, see *Creating a BRM domain* (on page 14).

If you require EDRs (event detail records) to be sent to BRM when an attempt to redeem a voucher fails see *Tracking BRM Voucher Redemptions with Bad PINs* (on page 38).

## Tracking BRM voucher redemptions with bad PINs

Each time a subscriber enters a bad PIN when trying to redeem a voucher on BRM, Convergent Charging Controller can create a new event detail record (EDR) on BRM by sending a `PCM_OP_ACTIVITY` operation to track possible fraud.

To enable sending of these EDRs to BRM, set the `bcdActionHandler.BrmEdrObjectType` parameter in the Convergent Charging Controller `eserv.config` file to match the subclass name of the `/event/activity` class. For example, if you will be sending EDRs to BRM when a subscriber attempts to redeem a voucher using a bad PIN, set the parameter to `/voucher`. Likewise, set `BrmBadPinResourceID` to the BRM resource ID that is used to count bad PIN attempts (the default ID is `1000011`) and set `BrmBadPinEdrActive` to `true`. The following example illustrates these settings:

```
bcdActionHandler = {
```

```

...
BrmBadPinResourceId = 1000011
BrmEdrObjectType = "/voucher"
...
BrmBadPinEdrActive = True
...
}

```

For information on creating BRM vouchers, see [Creating BRM Vouchers](#).

## Modifying the BCD Client Startup Script

### Procedure to modify the script

When you install the BRM Charging Driver packages, the BCD Client start-up script (`bcdBeClient.sh`) is added in `/IN/service_packages/BCD/bin`.

You might want to create multiple copies of this script, for example, `bcdBeClient1.sh` and `bcdBeClient2.sh`, to improve performance by allowing each `bcdBeClient` process to run on a separate CPU or thread. If you do so, you must edit each `bcdBeClientn.sh` file to specify the correct names of the startup script and its log file. For example, if you change the name of the start-up script to `bcdBeClient1.sh`, you must also change the file's content to rename the `bcdBeClient` process `bcdBeClient1` and its log file `bcdBeClient1.log`.

The owner of the `bcdBeClient.sh` file is `acs_oper`. Follow these steps to modify the `bcdBeClient.sh` file:

Step	Action
1	Login to the SMS server as <code>acs_oper</code> .
2	Change directories to <code>/IN/service_packages/BCD/bin</code> .
3	Copy the existing start-up script and give the copy a new name. For example, <code>bcdBeClient2.sh</code> .
4	Using a text editor such as <code>vi</code> or <code>vim</code> , open the new start-up script and locate the following lines: <pre> #!/usr/bin/ksh exec /IN/service_packages/BCD/bin/bcdBeClient &gt;&gt; /IN/service_packages/BCD/tmp/bcdBeClient.log 2&gt;&amp;1 </pre>
5	Change the names of the BCD Client start-up script and its corresponding log file to match the name you gave to the new start-up script file. For example: <pre> #!/usr/bin/ksh exec /IN/service_packages/BCD/bin/<b>bcdBeClient2</b> &gt;&gt; /IN/service_packages/BCD/tmp/<b>bcdBeClient2.log</b> 2&gt;&amp;1 </pre>
6	Save and close the file.
7	Repeat steps 3 to 6 for each additional start-up script that you want to create.

**Note:** Given this example, you must also change the name of the original start-up script to `bcdBeClient1.sh` and the name of the process to `bcdBeClient1` and its log file to `bcdBeClient1.log`.

### Configuring the SLEE to run the scripts

The BRM Charging Driver package installation adds the following line to the file `/IN/service_packages/SLEE/etc/SLEE.cfg`:

```
INTERFACE=bcdBeClient bcdBeClient.sh /IN/service_packages/BCD/bin EVENT
```

This line tells the SLEE to run the BCD Client start-up script. If you create multiple start-up scripts, you must add an `INTERFACE` entry to the `SLEE.cfg` file for each script you create. For example, if you create scripts `bcdBeClient1.sh` and `bcdBeClient2.sh`, you must add the following lines to the `SLEE.cfg` file:

```
INTERFACE=bcdBeClient1 bcdBeClient1.sh /IN/service_packages/BCD/bin EVENT
INTERFACE=bcdBeClient2 bcdBeClient2.sh /IN/service_packages/BCD/bin EVENT
```

The BRM Charging Driver installation package also adds the following line to the **eserv.config** file:

```
serviceDomainInterfaceName="bcdBeClient"
```

The value following the equal sign (`bcdBeClient`) defines the root name of the BCD Client start-up script.

**Note:** If you create multiple start-up scripts, you *do not* need to add the corresponding lines for the names of those scripts to the **eserv.config** file.

The names of the BCD Client in the INTERFACE parameters must be the same as the value of the `serviceDomainInterfaceName` parameter in the **eserv.config** file, appended with a number. The numbers must be sequential, beginning with 1 - for example, **bcdBeClient1**, **bcdBeClient2**, and so on.

The SLEE will distribute the load evenly across the specified BCD Client processes. If you leave a gap in the numbering, the SLEE will only distribute the load across the number of processes prior to the gap.

### Starting the BCD Client processes

Start the SLEE to initiate the **bcdBeClient** processes that are defined in the new BCD Client start-up scripts, as well as the other SLEE applications. For information on stopping and starting the SLEE, see *Service Logic Execution Environment Technical Guide*.

## Creating Balance Type Mappings

### About Creating Balance Type Mappings

You must create balance types to match the names of the BRM resource IDs for all resources that are used by both Convergent Charging Controller and BRM.

Convergent Charging Controller has two concepts with regard to account balances:

- Currency (for example, Euros)
- Balance type (for example, General Cash)

BRM, however, uses only one concept: resource ID. For example, Euros has a resource ID of 978 and free time has a resource ID of 1000076.

When Convergent Charging Controller queries BRM for a balance, it expects both the currency and the balance type.

**Note:** In Convergent Charging Controller, a balance of \$50 means the subscriber has \$50 to spend, and a balance of -\$10 means the subscriber owes \$10. However, in BRM, a balance of \$50 means the subscriber owes \$50, and a balance of -\$10 means the subscriber has \$10 to spend.

BRM Charging Driver changes the sign when it presents balances to Convergent Charging Controller users. For example, a BRM balance of -\$50 will be shown in a text message as \$50. However, the balance that appears in an flist for an operation is shown as it exists on BRM because the BRM Charging Driver calls a BRM print function to display it.

BRM Charging Driver determines the currency by looking up the Convergent Charging Controller currency code in the SMS UI. You can access the **Currency Code** tab in the Service Management window by logging in to SMS and selecting **Prepaid Charging** from the **Services** menu, and then **Service Management** to display the following window:

Convergent Charging Controller then obtains the BRM resource ID for that currency by looking up the currency code in the `BrmToNccCurrencyMapping` array in the **eserv.config** file, a sample of which is given here, to :

```
BrmToNccCurrencyMapping = [
{
```

```

    NCCCode = "NZD"
    BRMNum = 554
  }
  {
    NCCCode = "EUR"
    BRMNum = 978
  }
]

```

For the balance type, Convergent Charging Controller relies on data that has been entered through the **SMS Wallet Management** screens, which you can access by selecting **Prepaid Charging** from the **Services** menu, and then **Wallet Management**. On the **Balance Types** tab, you must define each Convergent Charging Controller balance type and each BRM resource ID. The following figure illustrates these entries:

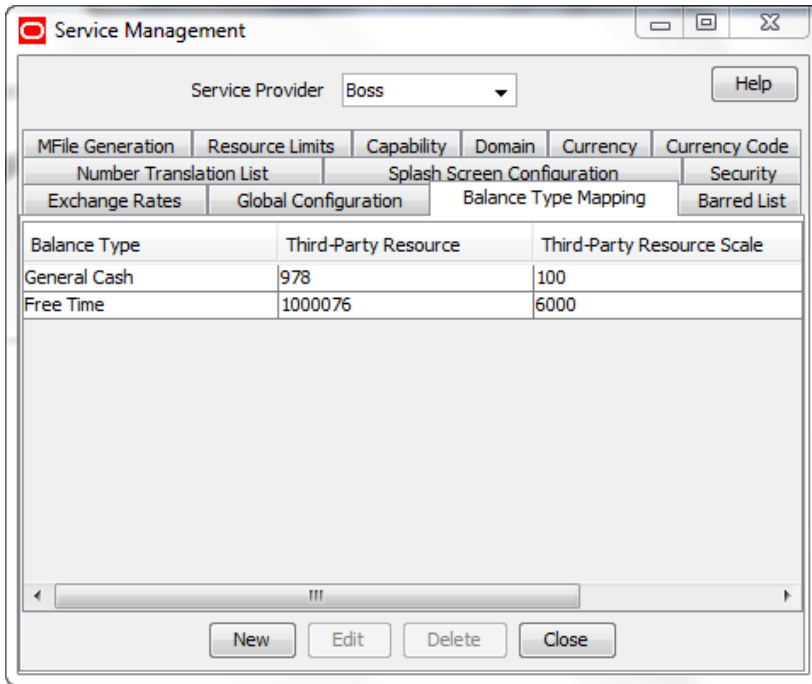
Name	Unit	Default Type
Bad Pin	Bad Pin	No
Data	Data	No
Free SMS	SMSs	No
General Cash	Cash	Yes
Monthly Exp	Cash	No
Promotional Cash	Cash	No
Wallet Exp	Cash	No
Yearly Exp	Cash	No

The relevant Convergent Charging Controller balance types shown are Free Time and General Cash while the relevant BRM resource IDs in this example are 978 and 1000076. Note that for BRM, you specify the resource ID as the balance type name.

To create balance types, login to the Service Management System, select **Prepaid Charging** from the **Services** menu, and then select **Wallet Management**. For more information on creating balance types, see the *Charging Control Services User's Guide*.

Next, you must create balance type mappings to associate the Convergent Charging Controller balance types with the BRM resource IDs and specify any scaling that is required between the two types.

Create balance type mappings in the Service Management window of the SMS UI. To access the Service Management window, login to the Service Management System, select **Prepaid Charging** from the **Services** menu, and select the **Service Management** menu item and then the **Balance Type Mapping** tab on the **Service Management** screen. The following figure illustrates the balance type mapping entries.



The first line maps the Convergent Charging Controller General Cash balance type to the BRM resource ID 978, which is Euros. Convergent Charging Controller balances are always in small units, which in this case is Euro cents, so the scaling factor is 100.

The second line maps the Convergent Charging Controller balance type Free Time to the BRM resource ID 1000076. All time balances in Convergent Charging Controller are in hundredths of seconds while BRM minutes are actually in minutes. Because there are 6000 hundredths of a second in a minute, the scaling factor is 6000.

The BRM resource IDs for currency codes are defined in the BRM Resource Center, which is a component of Pricing Center.

For the specific steps to create balance type mappings in the SMS UI, see *Charging Control Services User's Guide*.



# Configuring BRM for the BRM Charging Driver

## About Configuring BRM

### Introduction

This chapter describes the BRM configuration tasks that you must perform to integrate BRM with Convergent Charging Controller.

To integrate BRM with Convergent Charging Controller, you must create custom fields and storable classes. You can also create subclasses of existing classes. This section describes the custom fields and storable classes that you must create to integrate BRM with Convergent Charging Controller. For more detailed descriptions of the steps to create custom fields and storable classes, see *Oracle Communications Billing and Revenue Management Developer's Guide*.

**Note:** Before you can create BRM custom fields and storable classes for Convergent Charging Controller, you must edit the Data Manager configuration file, `pin.conf`, to make the data dictionary writable. See the section on modifying the `pin.conf` file in the *BRM Developer's Guide*, and make sure you restore the settings to make the data dictionary unwritable after you are finished.

The BRM documentation describes how to perform the particular steps that are required by some of the tasks presented in this section.

### In this chapter

This chapter contains the following topics.

Adding Custom Fields .....	43
Adding Storable Classes .....	45
Creating Header and Library Files for the Custom Classes.....	46
Generating the Custom JAR File.....	46
Modifying the BRM Configuration Files.....	47
Configuring BRM for ExtendTimeReservation .....	48

## Adding Custom Fields

### About adding custom fields

Creating a custom field in BRM allows you to add a tag and value pair that BRM can add to records that it produces. For example, you can use the Convergent Charging Controller Set BE EDR feature node in a control plan to add an arbitrary tag and value pair to an event data record. To enable this capability in BRM, you must create a custom field and configure BRM to add that field to the records it produces.

You must also create the mapping between any Convergent Charging Controller information items and the corresponding BRM custom fields by adding the appropriate values to the `bcdActionHandler.NccToBrmFieldMapping` list in the Convergent Charging Controller `eserv.config` file. For more information on creating the mapping from Convergent Charging Controller to BRM fields, see *Mapping Convergent Charging Controller Information to BRM Fields* (on page 20).

You add the custom fields `PIN_FLD_NCC_INFO` and `PIN_FLD_NCC_FIELD` to make them available for the storable classes that you will define. Adding `PIN_FLD_NCC_INFO` creates a container for putting other Convergent Charging Controller fields in when Convergent Charging Controller sends operations to BRM. The `PIN_FLD_NCC_FIELD` is required because the `PIN_FLD_NCC_INFO` container must not be empty when Convergent Charging Controller sends an opcode to BRM, but for some operations there is nothing useful to put in the container.

**Note:** When you assign an ID to a custom field, the ID must be greater or equal to 10000 and must not already be in use. Some customization of BRM for other purposes might have already occurred at the time you configure it for integration with Convergent Charging Controller, so you cannot assume that ID 10000 will be free.

For examples of Convergent Charging Controller operations (opcodes) that include the custom fields you define, see the sections containing messages in *Usage Scenarios* (on page 57).

Use the BRM Storable Class Editor in the BRM Developer Center to create the following fields:

`PIN_FLD_NCC_INFO`

**Name:** `PIN_FLD_NCC_INFO`  
**Type:** `PIN_FLD_SUBSTRUCT`  
**Description:** Convergent Charging Controller substruct containing custom fields  
**Default Field ID:** 10000

**Note:** You must set `bcdActionHandler.NccInfoFieldNumber` in the Convergent Charging Controller `eserv.config` file to the assigned field ID. The default ID of 10000 is the ID assigned in the default `eserv.config` file during installation. If you need to use a different ID, you must change it in the `eserv.config` file as well.

`PIN_FLD_NCC_FIELD`

**Name** `PIN_FLD_NCC_FIELD`  
**Type:** `PIN_FLDT_STR`  
**Default Field ID** 10001  
**Description** Dummy field required to keep the `PIN_FLD_NCC_INFO` substruct from being empty when Convergent Charging Controller sends an opcode to BRM.

**Note:** You must set the corresponding `bcdActionHandler.NccInfoFieldDummyEntry` value in the Convergent Charging Controller `eserv.config` file to the assigned field ID. The default ID of 10001 is the ID assigned in the default `eserv.config` file during installation. If you need to use a different ID, you must change it in the `eserv.config` file as well.

`PIN_FLD_LOCATION`

GSM networks pass Convergent Charging Controller a location number, which gives an indication of where the caller is. It does not identify an individual phone, but does indicate where the caller is. For example, the location number for Ipswich in the United Kingdom is 00441473, where 00 is the international dialing prefix, 44 is the country code for the United Kingdom, and 1473 is the area code for Ipswich.

If you want to support location numbers, you must create a location field or use an existing one.

**Note:** If you will not be sending location numbers to BRM, set `bcdActionHandler.LocationNumberMapping.BRMField` in the Convergent Charging Controller `eserv.config` file to 0. Otherwise, set `bcdActionHandler.LocationNumberMapping.BRMField` to the assigned field ID.

The ID 1251 is the pre-defined BRM field ID of PIN\_FLD\_LOCATION. If LocationNumberMapping.BRMField is some other number, you must set the Default Field ID to that number. For more information, see *Mapping the Location Number* (on page 21).

**Name:** PIN\_FLD\_LOCATION  
**Type:** PIN\_FLDT\_STR  
**Default Field ID:** 1251

## Creating additional custom fields

Create additional custom fields for other information items that you wish to support. For any additional fields that you define, you must also create the mapping between Convergent Charging Controller and BRM fields by adding the appropriate values to the `bcdActionHandler.NccToBrmFieldMapping` list in the Convergent Charging Controller `eserv.config` file. Each entry should contain the following parameters:

- `NCCItem` - The text name of the Convergent Charging Controller concept
- `BRMType` - "STRING", "DECIMAL", "INT", "ENUM", or "TIMESTAMP"
- `BRMField` - The field ID of the custom field

The following custom field definitions are provided as examples.

PIN\_FLD\_NCC\_NUMBER\_OF\_EVENTS

Add the PIN\_FLD\_NCC\_NUMBER\_OF\_EVENTS field if you wish to support named events such as SMS, MMS, or email.

**Name:** PIN\_FLD\_NCC\_NUMBER\_OF\_EVENTS  
**Type:** PIN\_FLDT\_INT

Add the following values to the `bcdActionHandler.NccToBrmFieldMapping` list:

- `NCCItem`: "NUMBER\_OF\_EVENTS\_ID"
- `BRMType`: "INT"

PIN\_FLD\_NCC\_TARIFF\_PLAN\_ID

Add the PIN\_FLD\_NCC\_TARIFF\_PLAN\_ID field if you wish to support a tariff plan ID.

**Name:** PIN\_FLD\_NCC\_TARIFF\_PLAN\_ID  
**Type:** PIN\_FLDT\_INT

Add the following values to the `bcdActionHandler.NccToBrmFieldMapping` list:

- `NCCItem`: "TARIFF\_PLAN\_ID"
- `BRMType`: "INT"

## Adding Storable Classes

### Creating custom classes

The BRM data dictionary uses storable classes to define various types of data. There are storable classes, for example, that define an account, a service object, an activity event, and a session event. To store Convergent Charging Controller activities, you must create custom fields and storable classes to define those activities for the BRM data dictionary.

**Note:** Before you can change or add storable classes for Convergent Charging Controller, you must edit the Data Manager configuration file, `pin.conf`, to make the data dictionary writable. See the section on modifying the `pin.conf` file in the *BRM Developer's Guide*, and be sure you restore the settings to make the data dictionary unwritable when you are finished.

The `/event/activity/telco/gsm` class is the standard BRM class for handling GSM mobile calls and the `/active_session/telco/gsm` is a sister class necessary for doing real-time charging. You must create subclasses for both classes so you can add the custom fields to them.

Use the BRM Storable Class Editor, which is part of the BRM Developer Center, to create an Convergent Charging Controller subclass for each of the following classes:

```
/active_session/telco/gsm
/event/activity/telco/gsm
```

The following example illustrates the appropriate subclasses:

```
/active_session/telco/gsm/ncc
/event/activity/telco/gsm/ncc
```

Using the Storable Class Editor, add the custom fields `PIN_FLD_NCC_INFO` and `PIN_FLD_NCC_FIELD`, as well as any others that you have defined, to each of these subclasses. For more information, see the section on creating custom fields and storable classes in *Oracle Communications Billing and Revenue Management Developer's Guide*.

If all of the products, plans and deals that you will define in BRM Pricing Center refer to `/event/activity/telco/gsm`, then extending these two classes is sufficient. If your products, plans, and deals refer to other classes, then you must create subclasses for those classes as well, and add the Convergent Charging Controller custom fields to them.

## Creating Header and Library Files for the Custom Classes

### Creating the custom header and library files

Follow these steps to create the BRM header and library files required to make your Convergent Charging Controller custom fields available to BRM applications.

Step	Action
1	Use the BRM Developer Center to generate a header file, for example <code>ncc_flds.h</code> , for the custom Convergent Charging Controller fields that you added.
2	Copy the header file to the appropriate location.
3	Create a library file from the header file.
4	Copy the library file to the appropriate location and make it available to your applications.
5	Restart processes.

See the section on making custom fields available to your application in the *BRM Developer's Guide* for the specific directions to accomplish these general steps.

## Generating the Custom JAR File

### Steps to generate JAR file

In addition to creating the custom header and library files, you must generate a custom `.jar` file for the custom fields and storable classes and configure it for BRM client application such as BRM Developer Center, Pricing Center, or Customer Center.

You created the necessary `.java` files and specified a location for them when you generated the header file for the custom fields in Developer Center.

For information how to compile the `.java` files create the custom `.jar` file, see the section on using custom fields in Java applications in *BRM Developer's Guide*. These are the general steps:

Step	Action
1	Compile the <code>.java</code> files.
2	Move the compiled <code>.class</code> files to a directory.
3	Create a Java archive ( <code>.jar</code> ) file.
4	Copy the <code>.jar</code> file into a directory that client applications can access
5	Edit the Developer Center start-up script, which is platform specific, to include the custom <code>.jar</code> file.
6	Add the new custom fields generated by Developer Center to the <code>Infranet.properties</code> file of the relevant BRM client applications. <code>Infranet.properties</code> is a configuration file used by BRM client applications such as Pricing Center, Developer Center and Customer Center. The <code>Infranet.properties</code> file must be changed on every computer on which the client applications run.

## Modifying the BRM Configuration Files

### Steps to modify BRM configuration files

To integrate BRM with Convergent Charging Controller, you must add entries to the following BRM configuration files: `pin_event_map`, `pin_rum`, and `pin_config_reservation_aaa_prefs`.

The `pin_event_map` file configures the mapping of a service type with an event type. You must add this mapping for any custom service and event object types. This enables BRM to associate the price offers for a specific service with the given event types. As delivered, the `pin_event_map` file contains the mapping for the default service and event types that are supported. For more information, see the section on mapping event types to services in *BRM Setting Up Pricing and Rating*.

The event data that you use to rate an event is called ratable usage metrics. Common examples of ratable usage metrics are duration, in which you rate based on the length of time an event lasts, and occurrence, in which you rate based on the number of events that occur, regardless of their duration. The `pin_rum` file specifies the ratable usage metrics for an event type. For information on specifying ratable usage metrics, see the section on setting up ratable usage metrics in *BRM Setting Up Pricing and Rating*.

For information on the `pin_config_reservation_aaa_prefs` file, see the section on specifying default AAA preferences in *BRM Telco Integration*.

Follow these steps to modify the BRM configuration files for integration with Convergent Charging Controller.

Step	Action
1	<p>If they are not already present, add the BRM events that you will use with Convergent Charging Controller to your <code>pin_event_map</code> file, for example, <code>pin_event_map_telco_gsm</code>. For the example products used with these instructions, you would add the following events:</p> <pre> /service/telco/gsm : /event/session/telco/gsm : Real Time Telco GSM Service /service/telco : /event/activity/telco/gsm/ncc : Real Time Telco GSM Convergent Charging Controller Activity /service/telco : /event/activity/gsm/ncc : Real Time GSM Convergent Charging Controller Activity </pre>
2	Load the <code>pin_event_map</code> file, following instructions for the <code>load_pin_event</code> utility in <i>BRM Setting Up Pricing and Rating</i>

Step	Action
3	If you require support for named events, add the following line to the <code>pin_rum</code> file, substituting your event class, if it is different than the one shown. <pre>/event/activity/telco/gsm/ncc : Number Of Events : PIN_FLD_NCC_INFO.PIN_FLD_NCC_NUMBER_OF_EVENTS : none</pre>
4	Load the <code>pin_rum</code> file, following instructions for the <code>load_pin_rum</code> utility in <i>BRM Setting Up Pricing and Rating</i> .
5	If you require support for data calls, modify the <code>pin_config_reservation_aaa_prefs</code> file, for example <code>pin_config_reservation_aaa_prefs_gsm_data</code> , multiplying appropriate QUANTITY fields by the scaling factor. The scaling factor is defined in the ScalingFactor parameter of the data call entry in the <code>bcdActionHandler.ServiceProfileTagMapping</code> list in the Convergent Charging Controller <code>eserv.config</code> file on the SLC. For more information on the scaling factor, see <i>Mapping Convergent Charging Controller Sessions to BRM Services</i> (on page 16).  For example, modify the default <code>pin_config_reservation_aaa_prefs_gsm_data</code> file to match the scaling factor: <pre>0 PIN_FLD_RESERVATION_INFO ARRAY [0] 1 PIN_FLD_QUANTITY          DECIMAL [0] &lt;50 x scaling factor&gt; 1 PIN_FLD_MIN_QUANTITY      DECIMAL [0] 0 1 PIN_FLD_INCR_QUANTITY     DECIMAL [0] &lt;50 x scaling factor&gt; 1 PIN_FLD_RUM_NAME          STR      [0] "Size" 1 PIN_FLD_REQ_MODE          ENUM     [0] 4 1 PIN_FLD_UNIT              ENUM     [0] 0 0 PIN_FLD_RESERVATION_INFO ARRAY [1] 1 PIN_FLD_QUANTITY          DECIMAL [0] 50 1 PIN_FLD_MIN_QUANTITY      DECIMAL [0] 0 1 PIN_FLD_INCR_QUANTITY     DECIMAL [0] 50 1 PIN_FLD_RUM_NAME          STR      [0] "Amount" 1 PIN_FLD_REQ_MODE          ENUM     [0] 1 1 PIN_FLD_UNIT              ENUM     [0] 0</pre>
6	Load the <code>pin_config_reservation_aaa_prefs</code> file following instructions in <i>BRM Telco Integration</i> for <code>load_config_reservation_aaa_prefs</code> . See the section on telco integration utilities.
7	Restart the BRM Connection Manager.

For more information about modifying these configuration files, see *BRM Setting Up Pricing and Rating*.

## Configuring BRM for ExtendTimeReservation

### Configuring BRM for ExtendTimeReservation

To configure data charging to work correctly, you must set `PIN_FLD_RATING_MODE` to `USED_AGGR_MODE` in `PCM_OP_TCF_AAA_AUTHORIZE` for `ExtendTimeReservation`.

Follow these steps to set `PIN_FLD_RATING_MODE` to `USED_AGGR_MODE` in `PCM_OP_TCF_AAA_AUTHORIZE`:

Step	Action
1	Log on to BRM as the user runs the Connection Manager.
2	Change directory location to <code>\$PIN_HOME/sys/data/config</code> .

Step	Action
3	<p>3 Edit the <code>pin_config_opcodemap_tcf</code> file and change the following lines to comments:</p> <pre>Framework_Opcode: PCM_OP_TELCO_UPDATE_AND_REAUTHORIZE Processing_Stage: POST_PROCESS Opcode_Map:/service/telco/gsm/telephony,PCM_OP_GSM_AAA_POL_POST_PROCESS Opcode_Map:/service/telco/gsm/sms,PCM_OP_GSM_AAA_POL_POST_PROCESS Opcode_Map:/service/telco/gsm/data,PCM_OP_GSM_AAA_POL_POST_PROCESS Opcode_Map:/service/telco/gsm/fax,PCM_OP_GSM_AAA_POL_POST_PROCESS</pre>
4	<p>4 Run the following command to load the <code>pin_config_opcodemap_tcf</code> file:</p> <pre>../../../../bin/load_aaa_config_opcodemap_tcf -vf pin_config_opcodemap_tcf</pre>
5	<p>5 Restart the Configuration Manager.</p>





# Creating Products and Deals

## About Creating Products and Deals

### Introduction

This chapter describes how to create BRM products, plans and deals to set up rating and charging on BRM for the features that you require. Add the relevant products, plans and deals and assign the plans to your customers. Plans, for example, allow you to specify charges for local and international voice calls during peak and off peak hours, as well as charges for data and short messages, and discounts for friends and family, and so on.

The following sections provide examples of products and deals for a sampling of features. In general, you can set up the products however you like as long as you create subclasses for the classes referred to by the products and add the Convergent Charging Controller custom fields. You must also match the corresponding Convergent Charging Controller parameters to the product values as follows:

- The Convergent Charging Controller `BrmServicePoid` parameter must match the product value "Applies to".
- The Convergent Charging Controller `BrmObjectType` parameter must match the product value "Event".
- The Convergent Charging Controller `BrmReqMode` parameter must match the product value "Measured by".

The service and event names used are only examples. The examples, however, are intended to be sensible and usable.

### In this chapter

---

This chapter contains the following topics.

Creating a Product and Deal for Voice Calls .....	51
Creating a Product and Deal for Data Calls .....	52
Creating a Product and Deal for Named Events .....	52
Creating a Customer .....	54

## Creating a Product and Deal for Voice Calls

### Creating the BRM product and deal for voice calls

Using the Pricing Center on BRM, create a product for voice calls with the following properties:

- Applies to: `/service/telco/gsm/telephony`  
On Convergent Charging Controller, this service is defined in the `BrmServicePoid` parameter for the voice call entry in the `eserv.config` file. For example:  
`BrmServicePoid = "/service/telco/gsm/telephony"`
- Event set to `/event/session/telco/gsm`  
On Convergent Charging Controller, the `BrmObjectType` parameter for the voice call entry must match the suffix of the BRM event that follows the `/event/session/telco` prefix. In this example  
`BrmObjectType = "gsm"`.

- Measured by: Duration  
On Convergent Charging Controller, the `BRMReqMode` parameter in the `eserv.config` file must be set to "DURATION".

Create a deal for this product and a plan containing the relevant deals.

## Creating a Product and Deal for Data Calls

### Creating the BRM product and deal for data calls

This is a real time telco GSM session that is measured by Volume. On BRM, create a product with the following properties:

- Applies to: `/service/telco/gsm/data`  
On Convergent Charging Controller, this service is defined in the `BrmServicePoid` parameter for the data call entry. In this case, for example:  
`BrmServicePoid = "/service/telco/gsm/data"`
- Event set to `/event/session/telco/gsm`  
On Convergent Charging Controller, the `BrmObjectType` parameter for the data call must match the suffix of the BRM event that follows the `/event/session/telco` prefix. In this example,  
`BrmObjectType = "gsm"`
- Measured by: Volume  
On Convergent Charging Controller, `BrmReqMode` parameter must be set to "VOLUME"

Create a deal for this product and a plan containing the relevant deals.

## Creating a Product and Deal for Named Events

### About creating products and deals for direct named events

Convergent Charging Controller uses a concept called *named event* that allows you to name events such as the sending of a short message that costs fifty cents or an event for purchasing the Friends and Family service for thirty dollars. You can define these using the SMS UI by selecting **Prepaid Charging** from the **Services** menu, then **Rating Management**, and then the **Named Event** tab.

You can define several sets of events and several events within each set. Each set and each event have names. When you create an event you also specify an event type: Direct Event, Reserve Event, or Any. In our example, assume that the short message event is of type Any and the purchase of the Friends and Family service is of type Direct Event.

To use named events, use the Named Event feature node in a control plan and select the class name, the event name, and one of the following named event types: **Direct Event**, **Reserve Event**, **Confirm Event**, **Revoke Event**, or **Cost of Event**.

To charge for a short message, you can use the Named Event feature node to send a Reserve Event message when Convergent Charging Controller attempts to send the message and a Confirm Event when the message has been delivered. When used with the BRM Charging Driver, the Reserve Event type sends a `PCM_OP_TCF_AAA_AUTHORIZE` operation and the Confirm Event type sends a `PCM_OP_TCF_AAA_STOP_ACCOUNTING` operation.

Alternatively, if you want to charge immediately for the message, without knowing whether it will be delivered, you can choose a Direct Event named event, which is allowed for named event types of Direct Event or Any. In the example, because the named event type is Any, this is a reservable direct named event. In this case, the Named Event feature node sends a `PCM_OP_TCF_AAA_AUTHORIZE` operation immediately followed by a `PCM_OP_TCF_AAA_STOP_ACCOUNTING` operation.

To purchase the Friends and Family service, set the named event type to **Direct Event** and select the **Friends and Family** event. Because the event type is Direct Event, the Named Event feature node sends a `PCM_OP_PURCHASE_DEAL` operation.

For examples of the messages sent for direct named events, see *Messages: Direct Named Event Reservation* and *Messages: Direct Named Event for Non-Reservable Event*

### Configuring BRM for named event reservations and reservable direct named events

On BRM, create a product with the following properties:

- **Applies to: /service/telco/gsm/sms**  
On Convergent Charging Controller, the prefix of this service, which is common to all named events, is defined in the `bcdActionHandler.poidPrefix` parameter as `"/service/telco/"`.  
The Convergent Charging Controller named event set, or billable class, must match the suffix of the BRM service that follows the prefix, which in this case is `gsm/sms`.
- **Event: /event/activity/telco/gsm/ncc**  
The Convergent Charging Controller billable event name must match the suffix of the BRM event that follows the `/event/activity/telco` prefix. In this example, the named event name is `gsm/ncc`. In this example, `BrmObjectType = "gsm/ncc"`.
- **Measured by: Number of Events**  
On Convergent Charging Controller, the `BRMReqMode` parameter must be set to `"NUMBER OF EVENTS"`.

The rate plan should be positive.

You can rate a named event without charging the subscriber's account by using the Named Event feature node with Named Event Feature Selection set to Cost of Event. To support this feature, the BRM product must include the following additional event:

- **Event: /event/activity/gsm/ncc**
- **Measured by: Occurrence.**

The rate plan amount must match the amount assigned to the session event described above.

Create a deal for this product and a plan containing the relevant deals.

### Configuring named event refunds

Named event refunds are named events that are controlled by a Named Event feature node. A refund is accomplished by creating an event of type `SMS Refund` and submitting. one `SMS Refund` event.

In addition to the steps provided here, see also *Enabling refunds for direct named events*.

Create a BRM product with the following properties:

- **Applies to: /service/telco/gsm/smsRefund**  
**Note:** The service must be different than the service used by ordinary named events. You can also configure a custom class, such as `/service/telco/gsm/sms/Refund`.  
The prefix of this service, which is common to all named events, is defined in the `bcdActionHandler.poidPrefix` parameter in the Convergent Charging Controller `eserv.config` file. In this example, the value of `poidPrefix` is `/service/telco`.  
The Convergent Charging Controller named event set, or event class, must match the suffix of the BRM service following the prefix. For example, if you use the `smsRefund` service, the named event set must be `gsm/smsRefund`.
- **Event: /event/session/telco/gsm/ncc**
- **Measured by: Number of Events**

The Convergent Charging Controller named event name must match the suffix of the BRM event following the */event/session/telco/* prefix. In this example, the named event name must be **gsm/ncc**.

When you create the Convergent Charging Controller named event, set Event Type to Reservable Event, which allows only named event reservations, or Any, which allows both named event reservations and reservable direct named events.

The rate plan amount must be negative.

Create a deal for this product and a plan containing the relevant deals.

### Configuring non-reservable direct named events

Non-reservable direct named events are events that are controlled by a Named Event feature node with Named Feature Selection set to Direct Event. When creating these events in the feature node, set Event Type to Direct Event.

Create a BRM product with the following properties:

- Applies to: Account
- Event: Purchase Fee Event  
The Convergent Charging Controller named event name must match the name of the BRM deal to be purchased.
- Measured by: Occurrence

Create a deal for this product, but do not add the deal to the plan in the same manner as other types of named events. This deal is purchased directly by the named event chassis action.

## Creating a Customer

### Creating a customer

For any Convergent Charging Controller subscriber who will use BRM for rating and charging, you must create a customer record for the subscriber on BRM.

Before creating a customer on BRM, you must select the BRM Charging Driver domain (for example, BCD) when you create the subscriber's wallet. For information on creating a subscriber's wallet, see *Charging Control Services User's Guide*.

For information on creating a new BRM customer using the BRM Customer Center, see *BRM Managing Customers* and BRM Customer Center Help. Use the following steps as a general guide:

Step	Action
1	Select the plan containing the deals that you defined in <i>Creating Products and Deals</i> (on page 51).
2	Assign a number and SIM to each service that is included in the plan.
3	If you require support for vouchers, create a separate BRM customer for the Voucher Administration Center. <ul style="list-style-type: none"><li>• Select CSR Plan</li><li>• Assign an ID and password. You login to Voucher Administration Center using this name and password when generating vouchers.</li></ul>

In practice, you might want to add Convergent Charging Controller subscribers in bulk to the BRM database. For information on mapping data from another system to create new BRM customers in bulk, see *BRM Managing Customers*.

# Generating Statistics and Reports

## Overview of Statistics and Reports

### Introduction

This chapter explains the statistics collection and reporting that the BRM Charging Driver performs.

### In this chapter

---

This chapter contains the following topics.

About Statistics and Reports ..... 55

## About Statistics and Reports

### Generating statistics

The BRM Charging Driver uses the SMS statistics mechanism to store statistics. To collect BRM Charging Driver statistics, you must first ensure that the replication group for the SMF\_STDEF\_BCD table is replicated to all SLC machines. You configured replication for the SMF\_STDEF\_BCD table as part of configuring Convergent Charging Controller for the BRM Charging Driver. For more information, see *Configuring Replication for the BRM Charging Driver Tables* (on page 14).

For information on the SMS statistics mechanism and on configuring replication for SMF database tables, see *Service Management System Technical Guide* and *Service Management System User's Guide*.

To begin collecting statistics on all SLC machines, log in to each SLC machine as smf\_oper and execute the following command:

```
kill -HUP process ID of smsStatsDaemon
```

Convergent Charging Controller immediately begins collecting BRM Charging Driver statistics for the SLC machines.

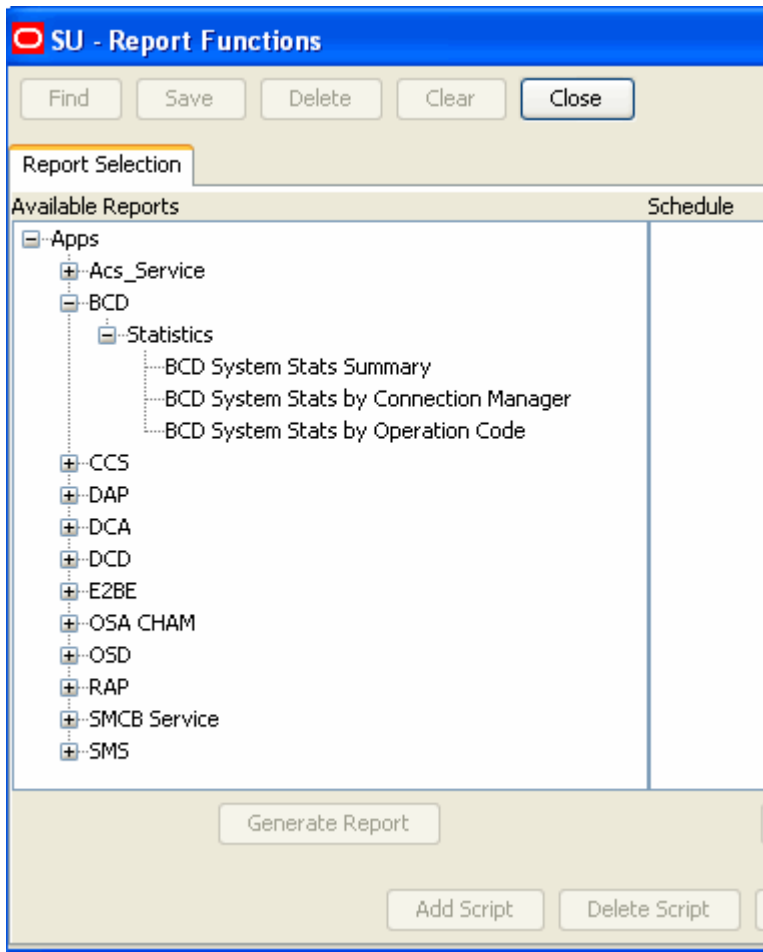
By default, Convergent Charging Controller collects all BRM Charging Driver statistics every five minutes. You can set the frequency through the SMS UI. Select the **Operator Functions** menu, then **Statistics Management**, and then **Statistics**.

### Generating reports

To generate reports on BRM Charging Driver statistics, go to the **Operator Functions** menu in the Convergent Charging Controller SMS UI and select **Report Functions**. On the **Report Selection** tab, select one of the following three reports from the **Statistics** branch under **BCD**.

- BCD System Stats Summary
- BCD System Stats by Connection Manager
- BCD System Stats by Operation Code

The following figure shows the Report Functions window and the **Report Selection** tab.



For more information about generating reports, see the discussion on report functions in *Service Management System User's Guide*.

# Usage Scenarios

## About Usage Scenarios

### Introduction

This chapter presents some common usage scenarios that describe the interactions of key components when Convergent Charging Controller integrates BRM into the charging and account settlement process.

### In this chapter

---

This chapter contains the following topics.

A Voice Call Charged Against BRM .....	57
Recharge using VWS Vouchers .....	73
Data Charging .....	78
Other Scenarios.....	83

## A Voice Call Charged Against BRM

### Preconditions for voice call scenarios

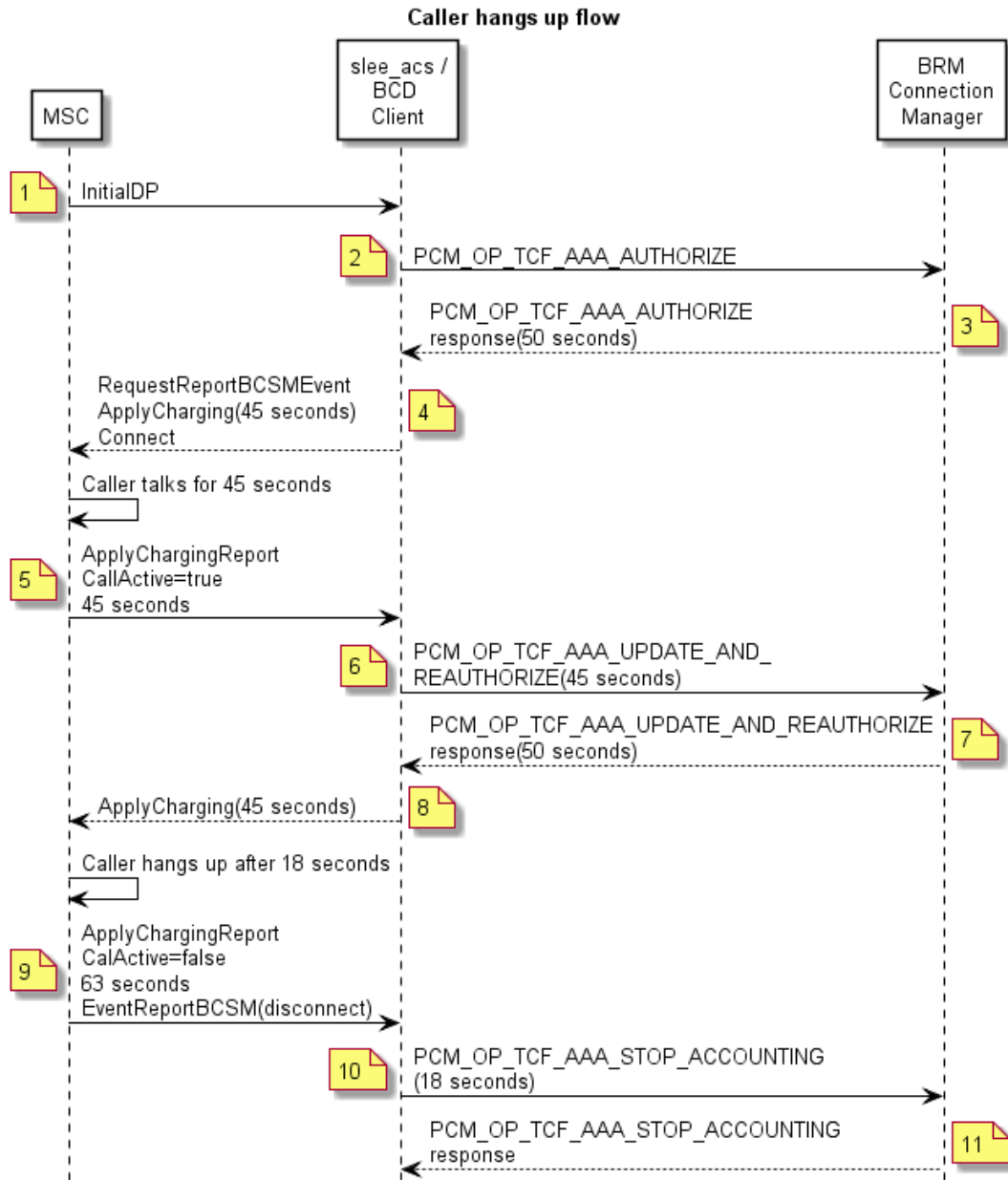
The scenarios in this section describe a voice call that is charged against BRM. These scenarios assume the following preconditions:

- The subscriber is provisioned to have voice calls run a control plan with a UATB feature node.
- The subscriber's MSISDN is provisioned on BRM with prepaid GSM (voice call) service enabled.
- The subscriber has an account balance that is sufficient for 10 minutes of talk time.
- The configured grace period, specified by the **eserv.config** parameter `CCS.ccsMacroNodes.BFTGracePeriodLength` is set to 30 seconds.
- The Convergent Charging Controller **eserv.config** parameter `bcdActionHandler.lowCreditBuffertime` is set to 30 seconds.
- BRM has been configured to charge different rates for different GSM locations.
- The appropriate entry for a voice call has been created in the `ServiceProfileTagMapping` array in the `bcdActionHandler` structure in the BCD section of the **eserv.config** file. For more information, see *Configuring Convergent Charging Controller for Voice Calls*.
- A product and deal for voice calls has been set up. For more information, see *Creating a Product and Deal for Voice Calls* (on page 51).

## Caller hangs up

### Caller hangs up flow

Here is an example message flow covering the caller hangs up scenario.



### Caller hangs up scenario

This scenario describes the actions that are taken when a subscriber makes a voice call on a CAMEL network. The voice call is handled by Convergent Charging Controller and charged against BRM. In this sequence, the call is terminated when the caller hangs up.

See Preconditions for Voice Call Scenarios for information about the preconditions for this scenario.

Action	Description
1	a. The subscriber, Party A, makes a voice call. b. The MSC sends an InitialDP operation to the SLC.



Action	Description
2	<ul style="list-style-type: none"> <li>The slee_acs process on the SLC receives the InitialDP and passes it to the CCS service loader.</li> <li>The CCS service loader looks up the subscriber and wallet in the SCP database on the SLC and determines that the wallet information is on the BRM domain. It also determines the control plan to run.</li> <li>The slee_acs process runs the control plan.</li> <li>The slee_acs process reaches a Universal Attempt Terminate with Billing (UATB) feature node in the control plan and invokes an InitialTimeReservation action on the BCD actions library.</li> <li>The BCD actions library creates an event (BcdSleeEvent) to invoke a PCM_OP_TCF_AAA_AUTHORIZE operation and sends the event to the BCD Client that is the least busy.</li> <li>The BCD Client finds a free connection on the BRM Connection Manager that has the lowest proportion of its connections currently in use.</li> <li>The BCD Client invokes the PCM_OP_TCF_AAA_AUTHORIZE opcode and starts a timer for the configured value for this type of operation.</li> </ul>
3	<ul style="list-style-type: none"> <li>BRM responds to the operation and authorizes 50 seconds of time to be used.</li> <li>The BCD Client receives the BRM output flist from PCM_OP_TCF_AAA_AUTHORIZE and packages it in a BcdSleeEvent and sends it to slee_acs. It also marks the BRM connection as available and cancels the operation timer.</li> <li>The BCD actions library takes the output flist and translates it into the response to the InitialTimerReservation action.</li> </ul>
4	<ul style="list-style-type: none"> <li>The slee_acs process sends a RequestReportBCSMEEvent operation, a Connect or a Continue operation, and an ApplyCharging operation. The ApplyCharging operation allows 45 seconds of call time (50 seconds minus the 5-second buffer previously defined).</li> <li>The MSC connects the call to party B.</li> <li>Party B answers the call.</li> </ul>
5	After 45 seconds, the MSC sends ApplyChargingReport(callActive=true, 45 seconds) to slee_acs.
6	<ul style="list-style-type: none"> <li>The slee_acs invokes an ExtendTimeReservation action on the BCD actions library.</li> <li>The BCD actions library constructs an event (BcdSleeEvent) and invokes a PCM_OP_TCF_AAA_UPDATE_AND_REAUTHORIZE opcode and sends the event to the least busy BCD Client.</li> <li>The BCD Client finds a free connection on the least busy connection manager.</li> <li>The BCD Client sends the PCM_OP_TCF_AAA_UPDATE_AND_REAUTHORIZE opcode and sets the timer to the configured value for this type of operation.</li> </ul>
7	<ul style="list-style-type: none"> <li>BRM responds by indicating that the caller can use 50 more seconds.</li> <li>The BCD Client sends the output flist from the operation to slee_acs in an event (BcdSleeEvent). It also marks the BRM connection as available and cancels the operation timer.</li> <li>The BCD actions library translates the output flist to the response of the ExtendTimeReservation action.</li> </ul>
8	<ul style="list-style-type: none"> <li>The slee_acs sends an ApplyCharging(45 seconds) operation to the MSC.</li> <li>After 18 more seconds, party A hangs up.</li> </ul>
9	MSC sends an ApplyChargingReport(callActive=false, 63 seconds) and an EventReportBCSM(Disconnect) to slee_acs.

Action	Description
10	<ul style="list-style-type: none"> <li>The <code>slee_acs</code> invokes a <code>ConfirmTimeReservation</code> action on the BCD actions library.</li> <li>The BCD actions library constructs an event (<code>BcdSleeEvent</code>) and invokes a <code>PCM_OP_TCF_AAA_STOP_ACCOUNTING</code> operation to indicate that 18 seconds of total talk time were used and sends it to the least busy Billing Client.</li> <li>The BCD Client finds a free connection on the least busy connection manager.</li> <li>The BCD Client calls the <code>PCM_OP_SEND()</code> function to invoke a <code>PCM_OP_TCF_AAA_STOP_ACCOUNTING</code> operation and sets a timer to the configured value for this type of operation.</li> </ul>
11	<ul style="list-style-type: none"> <li>BRM responds by indicating that 63 seconds of talk time has been deducted from the account.</li> <li>The BCD Client sends the output flist from the operation and to <code>slee_acs</code> packaged in an event (<code>BcdSleeEvent</code>). It also marks the BRM connection as available and cancels the operation timer.</li> <li>The BCD actions library translates the output flist into the response of the <code>ConfirmTimeReservation</code> action. It also stores the charge information in a call context for possible later use.</li> </ul>

### Messages: caller hangs up

The following messages include operations sent to BRM and results returned by BRM for a voice call that is completed when the caller hangs up. The general message format is: nesting level (0, 1, or 2); field; data type; value.

#### Operation: send PCM\_OP\_TCF\_AAA\_AUTHORIZE (4002)

```

0 PIN_FLD_POID          POID [0] 0.0.0.1 /service/telco/gsm/telephony -1 0
0 PIN_FLD_PROGRAM_NAME STR [0] "NCC_BCD_Client"
0 PIN_FLD_SESSION_ID   INT [0] 0
0 PIN_FLD_AUTHORIZATION_ID STR [0] "brmClient-myoracle-2013-3-12-3_session_1348249_0"
0 PIN_FLD_OBJ_TYPE     STR [0] "gsm/ncc"
0 PIN_FLD_CALLING_NUMBER STR [0] "004085752159"
0 PIN_FLD_CALLED_NUMBER STR [0] "55587390000"
0 PIN_FLD_EXTENDED_INFO SUBSTRUCT [0] allocated 20, used 2
1   PIN_FLD_GSM_INFO     SUBSTRUCT [0] allocated 20, used 3
2     PIN_FLD_DIRECTION  ENUM [0] 0
2     PIN_FLD_CELL_ID    STR [0] "000c"
2     PIN_FLD_LOC_AREA_CODE STR [0] "064001000f"
1   10000                SUBSTRUCT [0] allocated 20, used 2
2     10001              STR [0] "Present"
2     PIN_FLD_LOCATION   STR [0] "004085752159"
0 PIN_FLD_MSID         STR [0] "004085752159"
0 PIN_FLD_REQ_MODE     ENUM [0] 2

```

**Note:** REQ\_MODE 2 = DURATION according to the following definitions:

```

#define PIN_TCF_AAA_REQ_MODE_AMOUNT 1
#define PIN_TCF_AAA_REQ_MODE_DURATION 2
#define PIN_TCF_AAA_REQ_MODE_VOLUME 4
#define PIN_TCF_AAA_REQ_MODE_ACTIVITY 8

```

#### Result: received for operation PCM\_OP\_TCF\_AAA\_AUTHORIZE (4002)

```

0 PIN_FLD_POID          POID [0] 0.0.0.1 /active_session/telco/gsm/ncc 173417 0
0 PIN_FLD_EXPIRATION_T  TSTAMP [0] (1363143998) Wed Mar 13 03:06:38 2013
0 PIN_FLD_QUANTITY      DECIMAL [0] 50
0 PIN_FLD_SERVICE_OBJ   POID [0] 0.0.0.1 /service/telco/gsm/telephony 112551 18
0 PIN_FLD_RESERVATION_OBJ POID [0] 0.0.0.1 /reservation 175465 0
0 PIN_FLD_BAL_GRP_OBJ   POID [0] 0.0.0.1 /balance_group 114087 714
0 PIN_FLD_BALANCES      ARRAY [978] allocated 20, used 2
1   PIN_FLD_AMOUNT       DECIMAL [0] 0.500
1   PIN_FLD_AVAILABLE_RESOURCE_LIMIT DECIMAL [0] 9.500
0 PIN_FLD_RESULT        ENUM [0] 1

```

```

0 PIN_FLD_RATING_STATUS    ENUM [0] 0
0 PIN_FLD_AUTHORIZATION_ID STR [0] "brmClient-myoracle-2013-3-12-3_session_1348249_0"
0 PIN_FLD_ACCOUNT_OBJ      POID [0] 0.0.0.1 /account 114343 0

```

**Note:** PIN\_FLD\_QUANTITY = 50. This means 50 seconds.

We are charging one Euro cent per second and, on BRM, a positive balance means that the subscriber owes money.

This is a limited credit account with the credit limit set to 10 Euros.

**Operation:** Send PCM\_OP\_TCF\_AAA\_UPDATE\_AND\_REAUTHORIZE (4026)

```

Flags = 0
0 PIN_FLD_POID          POID [0] 0.0.0.1 /service/telco/gsm/telephony -1 0
0 PIN_FLD_PROGRAM_NAME STR [0] "CCC_BCD_Client"
0 PIN_FLD_SESSION_ID   INT [0] 1
0 PIN_FLD_AUTHORIZATION_ID STR [0] "brmClient-myoracle-2013-3-12-3_session_1348249_0"
0 PIN_FLD_OBJ_TYPE      STR [0] "gsm/ncc"
0 PIN_FLD_CALLING_NUMBER STR [0] "004085752159"
0 PIN_FLD_CALLED_NUMBER STR [0] "55587390000"
0 PIN_FLD_EXTENDED_INFO SUBSTRUCT [0] allocated 20, used 2
1   PIN_FLD_GSM_INFO     SUBSTRUCT [0] allocated 20, used 3
2     PIN_FLD_DIRECTION  ENUM [0] 0
2     PIN_FLD_CELL_ID    STR [0] "000c"
2     PIN_FLD_LOC_AREA_CODE STR [0] "064001000f"
1   10000                SUBSTRUCT [0] allocated 20, used 2
2     10001                STR [0] "Present"
2     PIN_FLD_LOCATION   STR [0] "004085752159"
0 PIN_FLD_MSID          STR [0] "004085752159"
0 PIN_FLD_REQ_MODE      ENUM [0] 2
0 PIN_FLD_RATING_MODE   ENUM [0] 1
0 PIN_FLD_QUANTITY      DECIMAL [0] 45.0000000000000000

```

**Note::** PIN\_FLD\_QUANTITY=45.0 means the subscriber has used 45 seconds.

Field ID 10000 is NCC\_\_INFO and 10001 is NCC\_FIELD. The names do not come out because they are not standard BRM fields. On a production system, the IDs may be different because 10000 and 10001 may already be used.

**Result:** received for operation PCM\_OP\_TCF\_AAA\_UPDATE\_AND\_REAUTHORIZE (4026)

```

0 PIN_FLD_POID          POID [0] 0.0.0.1 /active_session/telco/gsm/NCC_abbr> 173417 1
0 PIN_FLD_EXPIRATION_T  TSTAMP [0] (1363144004) Wed Mar 13 03:06:44 2013
0 PIN_FLD_QUANTITY      DECIMAL [0] 50.0000000000000000
0 PIN_FLD_RESERVATION_OBJ POID [0] 0.0.0.1 /reservation 175465 0
0 PIN_FLD_BAL_GRP_OBJ   POID [0] 0.0.0.1 /balance_group 114087 715
0 PIN_FLD_BALANCES      ARRAY [978] allocated 20, used 2
1   PIN_FLD_AMOUNT       DECIMAL [0] 0.950
1   PIN_FLD_AVAILABLE_RESOURCE_LIMIT DECIMAL [0] 9.050
0 PIN_FLD_RESULT        ENUM [0] 1
0 PIN_FLD_RATING_STATUS ENUM [0] 0
0 PIN_FLD_AUTHORIZATION_ID STR [0] "brmClient-myoracle-2013-3-12-3_session_1348249_0"

```

**Operation:** Send PCM\_OP\_TCF\_AAA\_STOP\_ACCOUNTING (4007)

```

Flags = 0
0 PIN_FLD_POID          POID [0] 0.0.0.1 /service/telco/gsm/telephony -1 0
0 PIN_FLD_PROGRAM_NAME STR [0] "NCC_BCD_Client"
0 PIN_FLD_SESSION_ID   INT [0] 3
0 PIN_FLD_AUTHORIZATION_ID STR [0] "brmClient-myoracle-2013-3-12-3_session_1348249_0"
0 PIN_FLD_OBJ_TYPE      STR [0] "gsm/ncc"
0 PIN_FLD_CALLING_NUMBER STR [0] "004085752159"
0 PIN_FLD_CALLED_NUMBER STR [0] "55587390000"
0 PIN_FLD_EXTENDED_INFO SUBSTRUCT [0] allocated 20, used 2
1   PIN_FLD_GSM_INFO     SUBSTRUCT [0] allocated 20, used 3
2     PIN_FLD_DIRECTION  ENUM [0] 0
2     PIN_FLD_CELL_ID    STR [0] "000c"
2     PIN_FLD_LOC_AREA_CODE STR [0] "064001000f"

```

## Chapter 7

```
1 10000 SUBSTRUCT [0] allocated 20, used 3
2 10001 STR [0] "Present"
2 PIN_FLD_LOCATION STR [0] "004085752159"
2 10007 STR [0] "55587390000"
0 PIN_FLD_MSID STR [0] "004085752159"
0 PIN_FLD_REQ_MODE ENUM [0] 2
0 PIN_FLD_QUANTITY DECIMAL [0] 18.000000000000000
```

**Note:** The subscriber has used 18 more seconds and that's the end of the call.

Times reported to BRM are not cumulative.

**Result:** received for operation PCM\_OP\_TCF\_AAA\_AUTHORIZE (4007)

```
0 PIN_FLD_POID POID [0] 0.0.0.1 /event/session/telco/gsm/ncc
277516734850845521 0
0 PIN_FLD_AUTHORIZATION_ID STR [0] "brmClient-myoracle-2013-3-12-
3_session_1348249_0"
0 PIN_FLD_ACCOUNT_OBJ POID [0] 0.0.0.1 /account 114343 0
0 PIN_FLD_SERVICE_OBJ POID [0] 0.0.0.1 /service/telco/gsm/telephony 112551 18
0 PIN_FLD_RATING_STATUS ENUM [0] 0
0 PIN_FLD_BALANCES ARRAY [978] allocated 20, used 2
1 PIN_FLD_AMOUNT DECIMAL [0] 1.130
1 PIN_FLD_AVAILABLE_RESOURCE_LIMIT DECIMAL [0] 8.870
```

## **Funds expire**

### **Funds expire flow**

Here is an example message flow covering the funds expire scenario.



**A Voice Call When Funds Expire**

This scenario describes the actions that are taken when a voice call is made by a subscriber on a CAMEL network. The voice call is handled by Convergent Charging Controller and charged against BRM. In this sequence, the call terminates when funds expire.

See Preconditions for Voice Call Scenarios for information about the preconditions for this scenario.

Action	Description
1 to 7	See <i>Caller hangs up scenario</i> (on page 58).
8	Slee_acs sends an ApplyCharging(45 seconds) operation to the MSC.
9	After 45 seconds, the MSC sends ApplyChargingReport(callActive=true, 90 seconds) to slee_acs.
10	<ul style="list-style-type: none"> <li>The slee_acs invokes an ExtendTimeReservation action on the BCD actions library.</li> <li>The BCD actions library constructs an event (BcdSleeEvent) to invoke a PCM_OP_TCF_AAA_UPDATE_AND_REAUTHORIZE operation and sends it to the least busy BCD Client.</li> <li>The BCD Client finds a free connection on the least busy Connection Manager.</li> <li>The BCD Client calls the PCM_OP_TCF_AAA_UPDATE_AND_REAUTHORIZE opcode and sets a timer to the configured value for this type of operation.</li> </ul>
11	<ul style="list-style-type: none"> <li>BRM determines that there are no funds left on this account and sends a response indicating that no more time can be used.</li> <li>The BCD Client calls sends the output flist from the operation in an event (BcdSleeEvent) to slee_acs. It also marks the BRM connection as free and cancels the operation timer.</li> <li>The BCD actions library translates the output flist to the failure response of the ExtendTimeReservation action.</li> </ul>
12	<ul style="list-style-type: none"> <li>The slee_acs process sends to the MSC an ApplyCharging operation for 5 seconds (held from the original buffer).</li> <li>5 seconds elapse.</li> </ul>
13	MSC sends TC_END(ApplyChargingReport(callActive=true, 95 seconds)) to slee_acs.
14	<ul style="list-style-type: none"> <li>The slee_acs invokes an ExtendTimeReservation action on the BCD actions library.</li> <li>The BCD actions library constructs an event (BcdSleeEvent) to invoke a PCM_OP_TCF_AAA_UPDATE_AND_REAUTHORIZE operation requesting 5 seconds and sends it to the least busy BCD Client.</li> <li>The BCD Client finds a free connection on the least busy Connection Manager.</li> <li>The BCD Client calls the PCM_OP_TCF_AAA_UPDATE_AND_REAUTHORIZE opcode and sets a timer to the configured value for this type of operation.</li> </ul>
15	<ul style="list-style-type: none"> <li>BRM indicates that 5 more seconds can be used because only 5 of the 10 seconds from last time have been used.</li> <li>The BCD Client sends the output flist from the operation in an event (BcdSleeEvent) to slee_acs. It also marks the BRM connection as free and cancels the operation timer.</li> <li>The BCD actions library translates the output flist to the failure response of the ExtendTimeReservation action.</li> </ul>
16	<ul style="list-style-type: none"> <li>The slee_acs process sends to the MSC an ApplyCharging operation for 5 seconds, with both tone and release-if-duration-exceeded set.</li> <li>MSC plays a tone to the caller.</li> <li>5 seconds elapse.</li> </ul>
17	<ul style="list-style-type: none"> <li>MSC disconnects the call and sends TC_END(ApplyChargingReport(callActive=false, 100 seconds)) to slee_acs.</li> </ul>

Action	Description
18	<ul style="list-style-type: none"> <li>The BCD actions library constructs an event (BcdSleeEvent) for a PCM_OP_TCF_AAA_STOP_ACCOUNTING operation, indicating that 5 seconds of talk time have been used and sends it to the least busy BCD Client.</li> <li>The BCD Client finds a free connection on the least busy connection manager.</li> <li>The BCD Client calls the PCM_OP_TCF_AAA_STOP_ACCOUNTING opcode and sets a timer to the configured value for this type of operation.</li> </ul>
19	<ul style="list-style-type: none"> <li>BRM responds to the operation, reporting that 100 seconds of total talk time has been deducted from the caller's account.</li> <li>The BCD Client sends the output flist from the operation in an event (BcdSleeEvent) to slee_acs. It also marks the BRM connection as free and cancels the operation timer.</li> <li>The BCD actions library translates the output flist to the response of the ConfirmTimeReservation action. It also stores the charge information in the call context for possible later use.slee_acs. It also marks the BRM connection as free and cancels the operation timer.</li> </ul>

### Messages: funds expire

The following messages include operations sent to BRM and results returned by BRM for a voice call that is terminated when the caller's funds expire. The general message format is: nesting level (0, 1, or 2); field; data type; value.

#### Operation: send PCM\_OP\_TCF\_AAA\_AUTHORIZE (4002)

```

0 PIN_FLD_POID          POID [0] 0.0.0.1 /service/telco/gsm/telephony -1 0
0 PIN_FLD_PROGRAM_NAME STR [0] "NCC_BCD_Client"
0 PIN_FLD_SESSION_ID   INT [0] 0
0 PIN_FLD_AUTHORIZATION_ID STR [0] "brmClient-myoracle-2013-3-12-3_session_1349250_0"
0 PIN_FLD_OBJ_TYPE     STR [0] "gsm/ncc"
0 PIN_FLD_CALLING_NUMBER STR [0] "004085752159"
0 PIN_FLD_CALLED_NUMBER STR [0] "55587390000"
0 PIN_FLD_EXTENDED_INFO SUBSTRUCT [0] allocated 20, used 2
1   PIN_FLD_GSM_INFO    SUBSTRUCT [0] allocated 20, used 3
2     PIN_FLD_DIRECTION ENUM [0] 0
2     PIN_FLD_CELL_ID   STR [0] "000c"
2     PIN_FLD_LOC_AREA_CODE STR [0] "064001000f"
1   10000              SUBSTRUCT [0] allocated 20, used 2
2     10001            STR [0] "Present"
2     PIN_FLD_LOCATION STR [0] "004085752159"
0 PIN_FLD_MSID        STR [0] "004085752159"
0 PIN_FLD_REQ_MODE    ENUM [0] 2

```

#### Result: received for operation PCM\_OP\_TCF\_AAA\_AUTHORIZE (4002)

```

0 PIN_FLD_POID          POID [0] 0.0.0.1 /active_session/telco/gsm/ncc 182225 0
0 PIN_FLD_EXPIRATION_T TSTAMP [0] (1363144881) Wed Mar 13 03:21:21 2013
0 PIN_FLD_QUANTITY     DECIMAL [0] 50
0 PIN_FLD_SERVICE_OBJ  POID [0] 0.0.0.1 /service/telco/gsm/telephony 112551 18
0 PIN_FLD_RESERVATION_OBJ POID [0] 0.0.0.1 /reservation 184273 0
0 PIN_FLD_BAL_GRP_OBJ  POID [0] 0.0.0.1 /balance_group 114087 721
0 PIN_FLD_BALANCES     ARRAY [978] allocated 20, used 2
1   PIN_FLD_AMOUNT     DECIMAL [0] 0.500
1   PIN_FLD_AVAILABLE_RESOURCE_LIMIT DECIMAL [0] 0.500
0 PIN_FLD_RESULT       ENUM [0] 1
0 PIN_FLD_RATING_STATUS ENUM [0] 0
0 PIN_FLD_AUTHORIZATION_ID STR [0] "brmClient-myoracle-2013-3-12-3_session_1349250_0"
0 PIN_FLD_ACCOUNT_OBJ  POID [0] 0.0.0.1 /account 114343 0

```

#### Operation: send PCM\_OP\_TCF\_AAA\_UPDATE\_AND\_REAUTHORIZE (4026)

```
Flags = 0
```



```

0 PIN_FLD_POID          POID [0] 0.0.0.1 /service/telco/gsm/telephony -1 0
0 PIN_FLD_PROGRAM_NAME STR [0] "NCC_BCD_Client"
0 PIN_FLD_SESSION_ID   INT [0] 1
0 PIN_FLD_AUTHORIZATION_ID STR [0] "brmClient-myoracle-2013-3-12-
3_session_1349250_0"
0 PIN_FLD_OBJ_TYPE     STR [0] "gsm/ncc"
0 PIN_FLD_CALLING_NUMBER STR [0] "004085752159"
0 PIN_FLD_CALLED_NUMBER STR [0] "55587390000"
0 PIN_FLD_EXTENDED_INFO SUBSTRUCT [0] allocated 20, used 2
1   PIN_FLD_GSM_INFO   SUBSTRUCT [0] allocated 20, used 3
2     PIN_FLD_DIRECTION ENUM [0] 0
2     PIN_FLD_CELL_ID   STR [0] "000c"
2     PIN_FLD_LOC_AREA_CODE STR [0] "064001000f"
1     10000             SUBSTRUCT [0] allocated 20, used 2
2       10001           STR [0] "Present"
2       PIN_FLD_LOCATION STR [0] "004085752159"
0 PIN_FLD_MSID         STR [0] "004085752159"
0 PIN_FLD_REQ_MODE     ENUM [0] 2
0 PIN_FLD_RATING_MODE  ENUM [0] 1
0 PIN_FLD_QUANTITY     DECIMAL [0] 45.0000000000000000

```

**Result: received for operation PCM\_OP\_TCF\_AAA\_UPDATE\_AND\_REAUTHORIZE (4026)**

```

0 PIN_FLD_POID          POID [0] 0.0.0.1 /active_session/telco/gsm/ncc 182225 1
0 PIN_FLD_EXPIRATION_T TSTAMP [0] (1363144886) Wed Mar 13 03:21:26 2013
0 PIN_FLD_QUANTITY     DECIMAL [0] 50.0000000000000000
0 PIN_FLD_RESERVATION_OBJ POID [0] 0.0.0.1 /reservation 184273 0
0 PIN_FLD_BAL_GRP_OBJ  POID [0] 0.0.0.1 /balance_group 114087 722
0 PIN_FLD_BALANCES     ARRAY [978] allocated 20, used 2
1   PIN_FLD_AMOUNT     DECIMAL [0] 0.950
1   PIN_FLD_AVAILABLE_RESOURCE_LIMIT DECIMAL [0] 0.050
0 PIN_FLD_RESULT       ENUM [0] 1
0 PIN_FLD_RATING_STATUS ENUM [0] 0
0 PIN_FLD_AUTHORIZATION_ID STR [0] "brmClient-myoracle-2013-3-12-
3_session_1349250_0"

```

**Operation: send PCM\_OP\_TCF\_AAA\_UPDATE\_AND\_REAUTHORIZE (4026)**

```

Flags = 0
0 PIN_FLD_POID          POID [0] 0.0.0.1 /service/telco/gsm/telephony -1 0
0 PIN_FLD_PROGRAM_NAME STR [0] "NCC_BCD_Client"
0 PIN_FLD_SESSION_ID   INT [0] 2
0 PIN_FLD_AUTHORIZATION_ID STR [0] "brmClient-myoracle-2013-3-12-
3_session_1349250_0"
0 PIN_FLD_OBJ_TYPE     STR [0] "gsm/ncc"
0 PIN_FLD_CALLING_NUMBER STR [0] "004085752159"
0 PIN_FLD_CALLED_NUMBER STR [0] "55587390000"
0 PIN_FLD_EXTENDED_INFO SUBSTRUCT [0] allocated 20, used 2
1   PIN_FLD_GSM_INFO   SUBSTRUCT [0] allocated 20, used 3
2     PIN_FLD_DIRECTION ENUM [0] 0
2     PIN_FLD_CELL_ID   STR [0] "000c"
2     PIN_FLD_LOC_AREA_CODE STR [0] "064001000f"
1     10000             SUBSTRUCT [0] allocated 20, used 2
2       10001           STR [0] "Present"
2       PIN_FLD_LOCATION STR [0] "004085752159"
0 PIN_FLD_MSID         STR [0] "004085752159"
0 PIN_FLD_REQ_MODE     ENUM [0] 2
0 PIN_FLD_RATING_MODE  ENUM [0] 1
0 PIN_FLD_QUANTITY     DECIMAL [0] 45.0000000000000000

```

**Result: received for operation PCM\_OP\_TCF\_AAA\_UPDATE\_AND\_REAUTHORIZE (4026)**

```

0 PIN_FLD_POID          POID [0] 0.0.0.1 /active_session/telco/gsm/ncc 182225 2
0 PIN_FLD_EXPIRATION_T TSTAMP [0] (1363144892) Wed Mar 13 03:21:32 2013
0 PIN_FLD_QUANTITY     DECIMAL [0] 10.0000000000000000
0 PIN_FLD_RESERVATION_OBJ POID [0] 0.0.0.1 /reservation 184273 1
0 PIN_FLD_BAL_GRP_OBJ  POID [0] 0.0.0.1 /balance_group 114087 723

```

## Chapter 7

```
0 PIN_FLD_BALANCES      ARRAY [978] allocated 20, used 2
1   PIN_FLD_AMOUNT      DECIMAL [0] 1.000
1   PIN_FLD_AVAILABLE_RESOURCE_LIMIT DECIMAL [0] 0
0 PIN_FLD_RESULT        ENUM [0] 1
0 PIN_FLD_REASON        ENUM [0] 3
0 PIN_FLD_RATING_STATUS ENUM [0] 26
0 PIN_FLD_AUTHORIZATION_ID STR [0] "brmClient-myoracle-2013-3-12-
3_session_1349250_0"
```

**Note:** RATING\_STATUS 26 above is insufficient funds, meaning insufficient funds for BRM to grant a whole chunk, which is set to 50 seconds in this example. BRM still grants 10 seconds which BCD treats as a success.

### Operation: send PCM\_OP\_TCF\_AAA\_UPDATE\_AND\_REAUTHORIZE (4026)

```
Flags = 0
0 PIN_FLD_POID          POID [0] 0.0.0.1 /service/telco/gsm/telephony -1 0
0 PIN_FLD_PROGRAM_NAME STR [0] "NCC_BCD_Client"
0 PIN_FLD_SESSION_ID   INT [0] 3
0 PIN_FLD_AUTHORIZATION_ID STR [0] "brmClient-myoracle-2013-3-12-
3_session_1349250_0"
0 PIN_FLD_OBJ_TYPE     STR [0] "gsm/ncc"
0 PIN_FLD_CALLING_NUMBER STR [0] "004085752159"
0 PIN_FLD_CALLED_NUMBER STR [0] "55587390000"
0 PIN_FLD_EXTENDED_INFO SUBSTRUCT [0] allocated 20, used 2
1   PIN_FLD_GSM_INFO    SUBSTRUCT [0] allocated 20, used 3
2     PIN_FLD_DIRECTION ENUM [0] 0
2     PIN_FLD_CELL_ID   STR [0] "000c"
2     PIN_FLD_LOC_AREA_CODE STR [0] "064001000f"
1     10000             SUBSTRUCT [0] allocated 20, used 2
2       10001           STR [0] "Present"
2     PIN_FLD_LOCATION STR [0] "004085752159"
0 PIN_FLD_MSID         STR [0] "004085752159"
0 PIN_FLD_REQ_MODE     ENUM [0] 2
0 PIN_FLD_RATING_MODE  ENUM [0] 1
0 PIN_FLD_QUANTITY     DECIMAL [0] 5.0000000000000000
```

**Note:** BCD only reports 5 seconds used because the UATB node is withholding 5 seconds so that it can play a beep 5 seconds before the money runs out.

### Result: received for operation PCM\_OP\_TCF\_AAA\_UPDATE\_AND\_REAUTHORIZE (4026)

```
0 PIN_FLD_POID          POID [0] 0.0.0.1 /active_session/telco/gsm/ncc 182225 3
0 PIN_FLD_EXPIRATION_T TSTAMP [0] (1363144892) Wed Mar 13 03:21:32 2013
0 PIN_FLD_QUANTITY     DECIMAL [0] 5.0000000000000000
0 PIN_FLD_RESERVATION_OBJ POID [0] 0.0.0.1 /reservation 184273 2
0 PIN_FLD_BAL_GRP_OBJ   POID [0] 0.0.0.1 /balance_group 114087 724
0 PIN_FLD_BALANCES     ARRAY [978] allocated 20, used 2
1   PIN_FLD_AMOUNT      DECIMAL [0] 1.000
1   PIN_FLD_AVAILABLE_RESOURCE_LIMIT DECIMAL [0] 0
0 PIN_FLD_RESULT        ENUM [0] 1
0 PIN_FLD_REASON        ENUM [0] 3
0 PIN_FLD_RATING_STATUS ENUM [0] 26
0 PIN_FLD_AUTHORIZATION_ID STR [0] "brmClient-myoracle-2013-3-12-
3_session_1349250_0"
```

**Note:** Insufficient funds again, but  $\leq$  the withheld time of 5 seconds so it is time to end the call. BCD returns a "no funds" result to the UATB node.

### Operation: send PCM\_OP\_TCF\_AAA\_STOP\_ACCOUNTING (4007)

```

Flags = 0
0 PIN_FLD_POID POID [0] 0.0.0.1 /service/telco/gsm/telephony -1 0
0 PIN_FLD_PROGRAM_NAME STR [0] "NCC_BCD_Client"
0 PIN_FLD_SESSION_ID INT [0] 4
0 PIN_FLD_AUTHORIZATION_ID STR [0] "brmClient-myoracle-2013-3-12-
3_session_1349250_0"
0 PIN_FLD_OBJ_TYPE STR [0] "gsm/ncc"
0 PIN_FLD_CALLING_NUMBER STR [0] "004085752159"
0 PIN_FLD_CALLED_NUMBER STR [0] "55587390000"
0 PIN_FLD_EXTENDED_INFO SUBSTRUCT [0] allocated 20, used 2
1 PIN_FLD_GSM_INFO SUBSTRUCT [0] allocated 20, used 3
2 PIN_FLD_DIRECTION ENUM [0] 0
2 PIN_FLD_CELL_ID STR [0] "000c"
2 PIN_FLD_LOC_AREA_CODE STR [0] "064001000f"
1 10000 SUBSTRUCT [0] allocated 20, used 3
2 10001 STR [0] "Present"
2 PIN_FLD_LOCATION STR [0] "004085752159"
2 10007 STR [0] "55587390000"
0 PIN_FLD_MSID STR [0] "004085752159"
0 PIN_FLD_REQ_MODE ENUM [0] 2
0 PIN_FLD_QUANTITY DECIMAL [0] 5.0000000000000000

```

**Note:** The last 5 seconds have been used, after the beep, and the caller has been disconnected. BCD reports the last 5 seconds of usage in PCM\_OP\_TCF\_AAA\_STOP\_ACCOUNTING.

**Result:** received for operation PCM\_OP\_TCF\_AAA\_STOP\_ACCOUNTING (4007)

```

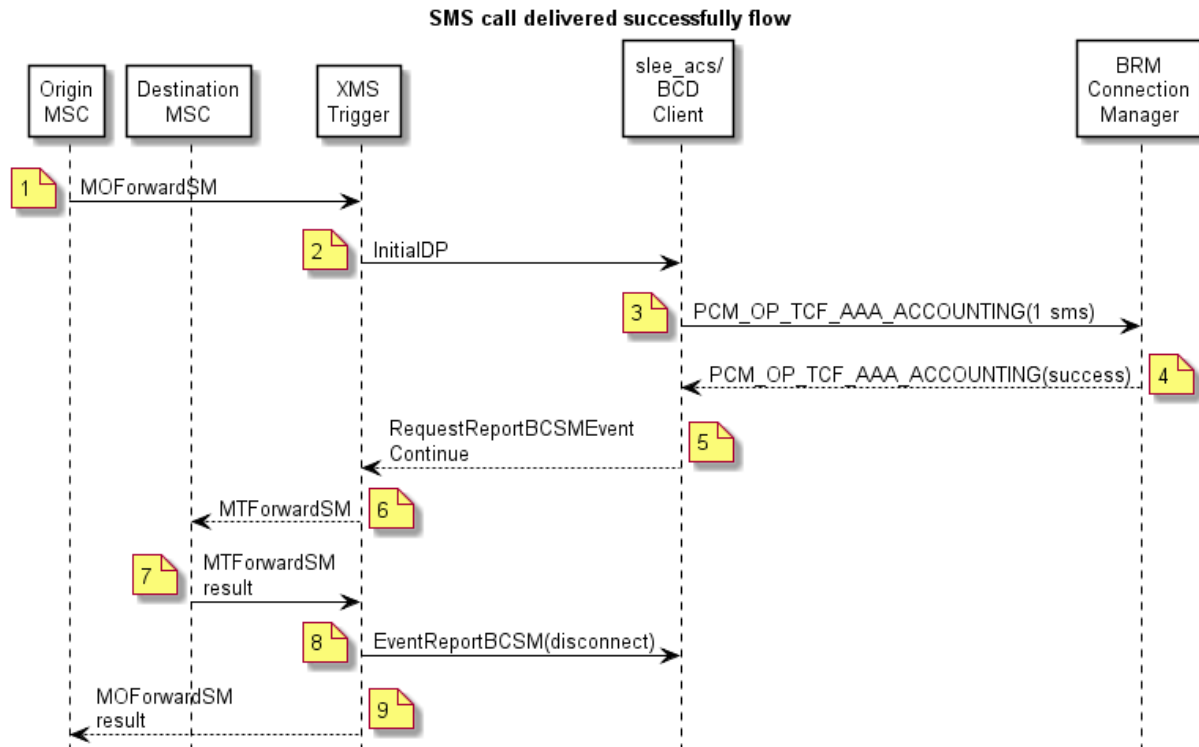
0 PIN_FLD_POID POID [0] 0.0.0.1 /event/session/telco/gsm/ncc
277516734850838505 0
0 PIN_FLD_AUTHORIZATION_ID STR [0] "brmClient-myoracle-2013-3-12-
3_session_1349250_0"
0 PIN_FLD_ACCOUNT_OBJ POID [0] 0.0.0.1 /account 114343 0
0 PIN_FLD_SERVICE_OBJ POID [0] 0.0.0.1 /service/telco/gsm/telephony 112551 18
0 PIN_FLD_RATING_STATUS ENUM [0] 0
0 PIN_FLD_BALANCES ARRAY [978] allocated 20, used 2
1 PIN_FLD_AMOUNT DECIMAL [0] 1.000
1 PIN_FLD_AVAILABLE_RESOURCE_LIMIT DECIMAL [0] 0

```

## SMS call delivered successfully

### SMS call delivered successfully flow

Here is an example message flow covering the SMS call delivered successfully scenario.



### SMS call delivered successfully scenario

This scenario describes a short message (SMS) that a subscriber sends from a GSM phone. The message is handled by Convergent Charging Controller and charged against BRM and is delivered successfully to the destination.

See Preconditions for SMS Call Scenarios for information about the preconditions for this scenario.

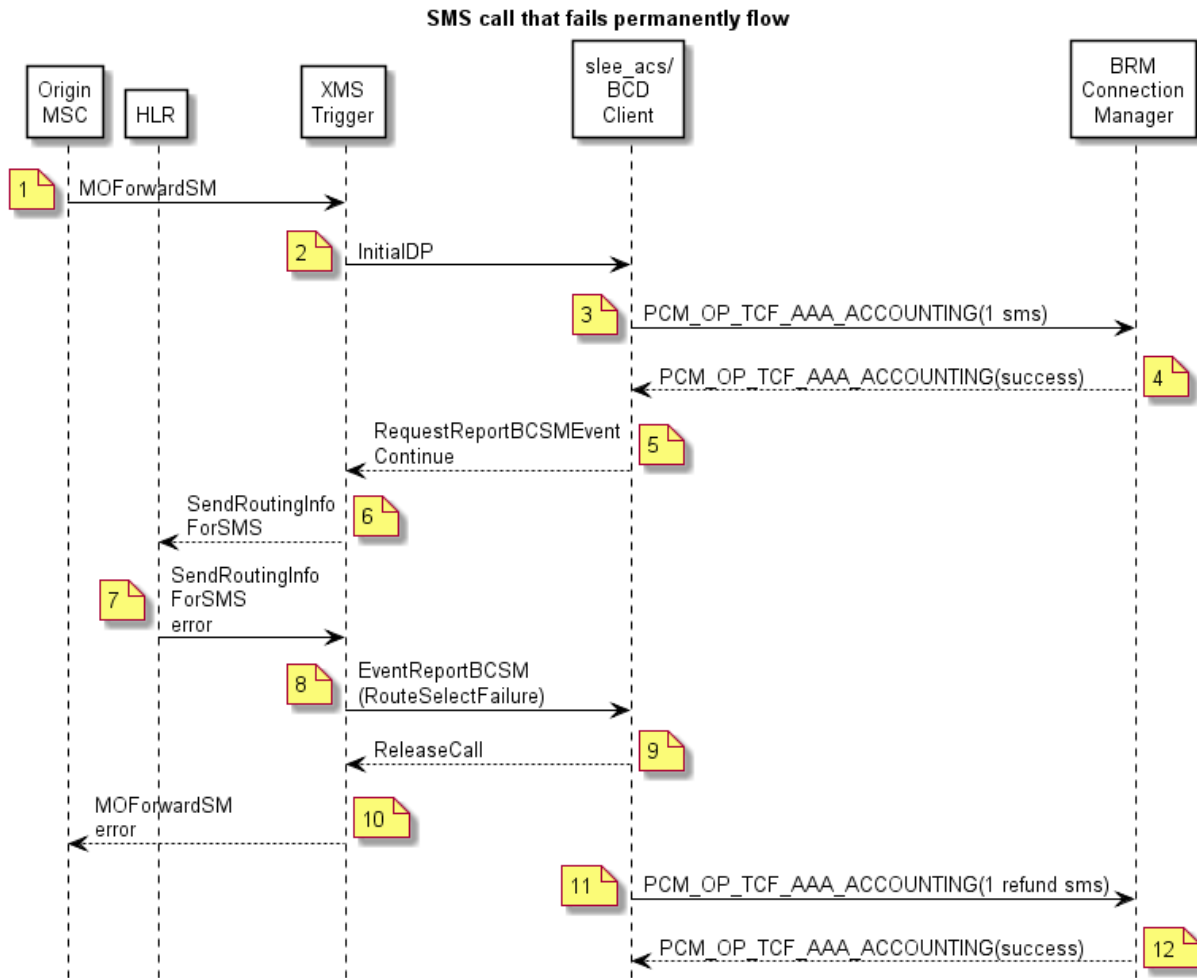
Step	Action
1	<ul style="list-style-type: none"> <li>The subscriber sends a short message from a GSM (voice) phone.</li> <li>MSC sends MOForwardSM to xmsTrigger</li> </ul>
2	xmsTrigger sends InitialDP to slee_acs

Step	Action
3	<ul style="list-style-type: none"> <li>• The slee_acs process on the SLC receives the InitialDP and passes it to the CCS service loader.</li> <li>• The CCS service loader looks up the subscriber and wallet in the SCP database on the SLC and determines the control plan to run.</li> <li>• The slee_acs process runs the control plan.</li> <li>• The slee_acs process reaches a Named Event feature node specifying Direct Event and name of the event as SMS.</li> <li>• The Named Event feature node invokes the DirectNamedEvent action in the BCD actions library.</li> <li>• The BCD actions library constructs an event (FlistSleeEvent) containing a PCM_OP_TCF_AAA_ACCOUNTING operation with the quantity set to 1.</li> <li>• The BCD Client finds a free connection on the Connection Manager with the lowest proportion of its connections currently in use.</li> <li>• The BCD Client calls the PCM_OP_TCF_AAA_ACCOUNTING opcode and sets a timer to the configured value for this type of operation.</li> </ul>
4	<ul style="list-style-type: none"> <li>• BRM responds to the operation by indicating that the SMS message has been successfully charged.</li> <li>• The BCD Client sends the output flist from the operation in an event (BcdSleeEvent) to slee_acs. It also marks the BRM connection as free and cancels the timer for the operation.</li> <li>• The BRM Charging Driver actions library translates the output flist to the response of the DirectNamedEvent action.</li> </ul>
5	<ul style="list-style-type: none"> <li>• The control plan reaches an Attempt Delivery to Pending (ADP) feature node, which is the main MMX node for delivering short messages.</li> <li>• The ADP feature node sends RequestReportBCSMEvent and INAP Continue operations to xmsTrigger.</li> </ul>
6	xmsTrigger sends MTFowardSM to the MSC serving the called subscriber.
7	Destination MSC successfully delivers SMS to called subscriber and sends success result of MTFowardSM to xmsTrigger.
8	<ul style="list-style-type: none"> <li>• xmsTrigger sends EventReportBCSM(oDisconnect) to slee_acs.</li> <li>• The slee_acs process reaches an end node and clears the call context.</li> </ul>
9	xmsTrigger sends a success result of MOForwardSM to the originating MSC.

## SMS call that fails permanently

### SMS call that fails permanently flow

Here is an example message flow covering the SMS call that fails permanently scenario.



### SMS call that fails permanently scenario

This scenario describes a short message (SMS) that a subscriber sends from a GSM phone. The message is handled by Convergent Charging Controller and charged against BRM but delivery fails permanently.

See Preconditions for SMS Call Scenarios for information about the preconditions for this scenario.

Step	Action
1 to 5	See steps for <i>SMS Call Delivered Successfully Scenario</i> (on page 70).
6	xmsTrigger sends SendRoutingInfoForSMS to HLR to find the location of the destination handset.
7	The destination number is invalid so HLR sends SendRoutingInfoForSMS error to xmsTrigger.
8	xmsTrigger sends EventReportBCSM(RouteSelectFailure) to the slee_acs process.
9	The slee_acs process sends ReleaseCall to xmsTrigger.
10	xmsTrigger sends a MTFowardSM error to the originating MSC.

Step	Action
11	<ul style="list-style-type: none"> <li>The slee_acs process takes the Delivery Failure branch of the ADP feature node and reaches a Named Event feature node.</li> <li>The Named Event feature node is configured to send 1 event of type Refund SMS. It invokes a DirectNamedEvent action on the BCD actions library.</li> <li>The BCD actions library constructs an FlistSleeEvent containing PCM_OP_TCF_AAA_ACCOUNTING(1 Refund SMS).</li> <li>The BCD Client has a free BRM connection and calls the PCM_OP_TCF_AAA_ACCOUNTING opcode and sets the timer for the operation to the configured value for this type of operation.</li> </ul>
12	<ul style="list-style-type: none"> <li>BRM responds to the operation indicating that the cost of the SMS has been refunded successfully.</li> <li>The BCD Client sends the output flist for the operation in an event (BcdSleeEvent) to the slee_acs process. It also marks the BRM connection and free and cancels the operation timer.</li> <li>The BCD actions library takes the output flist and translates it to the response of the DirectNamedEvent action.</li> </ul>

## Recharge using VWS Vouchers

### Preconditions to recharge using VWS vouchers

The scenarios in this section describe a subscriber who has a VWS voucher and uses it to recharge the amount on a BRM account using either IVR or USSD. These scenarios assume the following preconditions:

- The subscriber is provisioned so that voice calls run a control plan with a Named Event feature node.
- The subscriber's MSISDN is provisioned on the BRM with prepaid GSM service enabled.
- The voucher is provisioned on the VWS.

## IVR VWS voucher recharge

### IVR VWS voucher recharge flow

Here is an example message flow covering the IVR, VWS voucher recharge scenario.



### IVR VWS voucher recharge scenario

This scenario describes subscriber who successfully recharge the amount on a BRM account using a VWS voucher.

See Preconditions for Recharge Using VWS Vouchers for information about the preconditions for this scenario.

Action	Description
1	<ul style="list-style-type: none"> <li>The subscriber calls the toll free number for a voucher recharge.</li> <li>MSC sends InitialDP to the slee_acs process with serviceKey set to a special value indicating voucher recharge.</li> <li>xmsTrigger sends InitialDP to the slee_acs process.</li> </ul>



Action	Description
2	<ul style="list-style-type: none"> <li>The CCS service loader looks up the subscriber and wallet in the SCP database on the SLC and determines that the wallet information is on the BRM domain and VWS is used for the voucher. It also uses the serviceKey to select the voucher recharge control plan.</li> <li>The slee_acs process runs the control plan.</li> <li>The slee_acs process reaches a Voucher Recharge feature node.</li> <li>The Voucher Recharge feature node sends ConnectToResource, PromptAndCollectUserInfo to the MSC, instructing the MSC to prompt the caller for the voucher number.</li> </ul>
3	<ul style="list-style-type: none"> <li>MSC plays the specified announcement to the caller and collects the voucher number.</li> <li>MSC sends PromptAndCollectUserInfo result, containing the voucher number to the slee_acs process.</li> </ul>
4	<ul style="list-style-type: none"> <li>The Voucher Recharge feature node invokes the VoucherRedeem action on the FOX actions library.</li> <li>FOX actions library sends VR_Req to BeClient.</li> <li>BeClient sends VR_Req to VWS.</li> </ul>
5	<ul style="list-style-type: none"> <li>VWS sends VR_Ack to BeClient, indicating that the voucher has been reserved, and returning the recharge amounts for each balance type.</li> <li>BeClient sends VR_Ack to the slee_acs process.</li> </ul>
6	<ul style="list-style-type: none"> <li>The Voucher Recharge feature node calls the WalletRecharge action on the BCD actions library.</li> <li>BCD actions library can optionally construct an event (BcdSleeEvent) containing PCM_OP_ACT_FIND and sends it to the BCD Client.</li> <li>The BCD Client calls the PCM_OP_ACT_FIND opcode and sets a timer to the configured value for this type of operation.</li> </ul>
7	<ul style="list-style-type: none"> <li>BRM responds to the operation, providing account and balance group object strings.</li> </ul>
8	<ul style="list-style-type: none"> <li>BCD actions library constructs an event (BcdSleeEvent) containing PCM_OP_BILL_DEBIT and sends it to the BCD Client.</li> <li>The BCD Client calls the PCM_OP_BILL_DEBIT opcode and sets a timer to the configured value for this type of operation.</li> </ul>
9	<ul style="list-style-type: none"> <li>BRM responds to the operation, indicating that the account has been successfully recharged.</li> <li>The BCD Client receives the operation output flist and sends it in a BcdSleeEvent to the slee_acs process. It also marks the BRM connection as free for reuse and cancels the operation timer.</li> </ul>
10	<ul style="list-style-type: none"> <li>The VoucherRecharge feature node invokes the VoucherConfirm action on the FOX actions library.</li> <li>The FOX actions library sends CVR_Req to BeClient.</li> <li>BeClient sends CVR_Req to VWS.</li> </ul>
11	<ul style="list-style-type: none"> <li>VWS sends CVR_Ack to BeClient, indicating that the voucher has been permanently marked as redeemed.</li> <li>BeClient sends CVR_Ack to the slee_acs process.</li> </ul>
12	<ul style="list-style-type: none"> <li>The VoucherRecharge feature node sends PlayAnnouncement to MSC.</li> <li>MSC plays an announcement to the caller, stating that the recharge was successful.</li> </ul>

Action	Description
13	<ul style="list-style-type: none"> <li>The announcement finishes and MSC sends SpecializedResourceReport to the slee_acs process.</li> <li>The control plan reaches a Play Voucher Redeem Balances feature node, which invokes a VoucherInfo action on the FOX actions library.</li> <li>The FOX actions library returns the balance update information returned in the VR_Ack.</li> </ul>
14	<ul style="list-style-type: none"> <li>The Play Voucher Redeem Balances feature node sends a PlayAnnouncement to the MSC.</li> <li>MSC plays the balance update information to the caller in an announcement.</li> </ul>
15	The announcement ends and the MSC sends SpecializedResourceReport to the slee_acs process.
16	<ul style="list-style-type: none"> <li>The control plan reaches an end node and ACS sends DisconnectForwardConnection, ReleaseCall to the MSC and clears the call context.</li> <li>The caller is disconnected.</li> </ul>

### Messages: redemption of VWS voucher against BRM account

The following messages include operations sent to BRM and results returned by BRM for the redemption of a VWS voucher against a BRM account with two balance groups, with one phone number in each group. The general message format is: nesting level (0; 1, or 2); field; data type; value.

#### Operation: Send PCM\_OP\_ACT\_FIND (159)

```
Flags = PCM_OPFLG_READ_RESULT
0 PIN_FLD_POID POID [0] 0.0.0.1 /service/telco/gsm/telephony -1 0
0 PIN_FLD_LOGIN STR [0] "0049100701"
```

#### Result: Receive for operation PCM\_OP\_ACT\_FIND (159)

```
0 PIN_FLD_POID POID [0] 0.0.0.1 /service/telco/gsm/telephony 89343 29
0 PIN_FLD_CREATED_T TSTAMP [0] (1480252152) Sun Nov 27 13:09:12 2016
0 PIN_FLD_MOD_T TSTAMP [0] (1484782017) Wed Jan 18 23:26:57 2017
0 PIN_FLD_READ_ACCESS STR [0] "L"
0 PIN_FLD_WRITE_ACCESS STR [0] "L"
0 PIN_FLD_AAC_ACCESS STR [0] ""
0 PIN_FLD_AAC_PACKAGE STR [0] ""
0 PIN_FLD_AAC_PROMO_CODE STR [0] ""
0 PIN_FLD_AAC_SERIAL_NUM STR [0] ""
0 PIN_FLD_AAC_SOURCE STR [0] ""
0 PIN_FLD_AAC_VENDOR STR [0] ""
0 PIN_FLD_ACCOUNT_OBJ POID [0] 0.0.0.1 /account 135267 0
0 PIN_FLD_BAL_GRP_OBJ POID [0] 0.0.0.1 /balance_group 136803 166
0 PIN_FLD_CLOSE_WHEN_T TSTAMP [0] (0) <null>
0 PIN_FLD_EFFECTIVE_T TSTAMP [0] (1484782015) Wed Jan 18 23:26:55 2017
0 PIN_FLD_ITEM_POID_LIST STR [0] "0.0.0.1/item/cycle_forward 2972997 0"
0 PIN_FLD_LASTSTAT_CMNT STR [0] ""
0 PIN_FLD_LAST_STATUS_T TSTAMP [0] (1480252151) Sun Nov 27 13:09:11 2016
0 PIN_FLD_LIFECYCLE_STATE INT [0] 0
0 PIN_FLD_LOGIN STR [0] "144-20161127-050912-0-22971--152156464-den00bqf"
0 PIN_FLD_NAME STR [0] "PIN Service Object"
0 PIN_FLD_NEXT_ITEM_POID_LIST STR [0] ""
0 PIN_FLD_OBJECT_CACHE_TYPE ENUM [0] 0
0 PIN_FLD_PASSWD STR [0]
"sha1|0471FA6494968D7344714951EDED8578903F4077|24F3B5A01FD45A7F0387F9D96972070A"
0 PIN_FLD_PASSWD_EXPIRATION_T TSTAMP [0] (0) <null>
0 PIN_FLD_PASSWD_STATUS ENUM [0] 0
0 PIN_FLD_PROFILE_OBJ POID [0] 0.0.0.0 0 0
0 PIN_FLD_SERVICE_ID STR [0] ""
0 PIN_FLD_SERVICE_STATE_EXPIRATION_T TSTAMP [0] (0) <null>
0 PIN_FLD_STATUS ENUM [0] 10100
0 PIN_FLD_STATUS_FLAGS INT [0] 0
0 PIN_FLD_SUBSCRIPTION_OBJ POID [0] 0.0.0.0 0 0
```

```

0 PIN_FLD_TYPE          ENUM [0] 0
0 PIN_FLD_ALIAS_LIST    ARRAY [0] allocated 20, used 1
1   PIN_FLD_NAME         STR [0] "0049100701"
0 PIN_FLD_TELCO_INFO    SUBSTRUCT [0] allocated 20, used 1
1   PIN_FLD_PRIMARY_NUMBER INT [0] 0
0 PIN_FLD_GSM_INFO      SUBSTRUCT [0] allocated 20, used 2
1   PIN_FLD_BEARER_SERVICE STR [0] "Bearer Service"
1   PIN_FLD_IMEI         STR [0] "IMEI"

```

### Operation: Send PCM\_OP\_BILL\_DEBIT (105)

```

Flags = 0
0 PIN_FLD_POID          POID [0] 0.0.0.1 /account 135267 0
0 PIN_FLD_PROGRAM_NAME STR [0] "NCC_BCD_Client"
0 PIN_FLD_SESSION_ID    INT [0] 0
0 PIN_FLD_AUTHORIZATION_ID STR [0] "brmClient-XXX-2014-4-28-7_recharge_142092_0"
0 PIN_FLD_OBJ_TYPE      STR [0] "gsm/ncc"
0 PIN_FLD_DEBIT_INFO    ARRAY [0] allocated 20, used 2
1   PIN_FLD_BAL_GRP_OBJ  POID [0] 0.0.0.1 /balance_group 136803 6
1   PIN_FLD_DEBIT        ARRAY [840] allocated 20, used 2
2     PIN_FLD_BAL_OPERAND DECIMAL [0] -0.5000000000000000
2     PIN_FLD_FLAGS      INT [0] 1
0 PIN_FLD_DESCR         STR [0] "VOUCHER=6"

```

**Note:** We are debiting -50 Euro cents which is the same as crediting 50 Euro cents because this is a 50 Euro cent voucher.

### Result: Received for operation PCM\_OP\_BILL\_DEBIT (105)

```

0 PIN_FLD_POID          POID [0] 0.0.0.1 /account 313603 0
0 PIN_FLD_RESULTS       ARRAY [0] allocated 20, used 4
1   PIN_FLD_BAL_IMPACTS  ARRAY [0] allocated 20, used 17
2     PIN_FLD_IMPACT_TYPE ENUM [0] 2
2     PIN_FLD_RESOURCE_ID INT [0] 840
2     PIN_FLD_RESOURCE_ID_ORIG INT [0] 0
2     PIN_FLD_TAX_CODE   STR [0] ""
2     PIN_FLD_RATE_TAG   STR [0] ""
2     PIN_FLD_ACCOUNT_OBJ POID [0] 0.0.0.1 /account 135267 0
2     PIN_FLD_RATE_OBJ   POID [0] 0.0.0.0 0 0
2     PIN_FLD_DISCOUNT  DECIMAL [0] 0
2     PIN_FLD_PERCENT     DECIMAL [0] 0
2     PIN_FLD_QUANTITY    DECIMAL [0] 0
2     PIN_FLD_AMOUNT_DEFERRED DECIMAL [0] 0
2     PIN_FLD_AMOUNT      DECIMAL [0] -0.50
2     PIN_FLD_AMOUNT_ORIG DECIMAL [0] NULL pin_decimal_t ptr
2     PIN_FLD_BAL_GRP_OBJ  POID [0] 0.0.0.1 /balance_group 136803 6
2     PIN_FLD_GL_ID       INT [0] 0
2     PIN_FLD_ITEM_OBJ    POID [0] 0.0.0.1 /item/misc 355675 0
2     PIN_FLD_LINEAGE     STR [0] NULL str ptr
1   PIN_FLD_SUB_BAL_IMPACTS ARRAY [0] allocated 20, used 3
2     PIN_FLD_BAL_GRP_OBJ  POID [0] 0.0.0.1 /balance_group 136803 7
2     PIN_FLD_RESOURCE_ID  INT [0] 840
2     PIN_FLD_SUB_BALANCES ARRAY [2] allocated 20, used 8
3       PIN_FLD_VALID_FROM TSTAMP [0] (1395039600) Mon Mar 17 07:00:00 2014
3       PIN_FLD_VALID_TO   TSTAMP [0] (0) <null>
3       PIN_FLD_VALID_FROM_DETAILS INT [0] 1
3       PIN_FLD_VALID_TO_DETAILS INT [0] 0
3       PIN_FLD_GRANTOR_OBJ  POID [0] 0.0.0.1 /purchased_product 3132510
3       PIN_FLD_ROLLOVER_DATA INT [0] 0
3       PIN_FLD_CONTRIBUTOR_STR STR [0] ""
3       PIN_FLD_AMOUNT      DECIMAL [0] -0.50
1   PIN_FLD_ACCOUNT_OBJ  POID [0] 0.0.0.1 /account 135267 0
1   PIN_FLD_POID         POID [0] 0.0.0.1 /event/billing/debit 284782307687359323 0

```

**Messages: redemption of VWS voucher using incorrect voucher number**

The following messages include operations sent to BRM and results returned by BRM for the redemption of a VWS voucher against a BRM account using a bad voucher number. The general message format is: nesting level (0; 1, or 2); field; data type; value.

**Operation: Send PCM\_OP\_ACT\_ACTIVITY (151)**

```
Flags = 0
0 PIN_FLD_POID          POID [0] 0.0.0.1 /account 135267 0
0 PIN_FLD_PROGRAM_NAME  STR [0] "NCC_BCD_Client"
0 PIN_FLD_OBJ_TYPE      STR [0] "/voucher"
0 PIN_FLD_INHERITED_INFO SUBSTRUCT [0] allocated 20, used 1
1 10000                 SUBSTRUCT [0] allocated 20, used 2
2 10007                 STR [0] "9876543214567"
0 PIN_FLD_BAL_IMPACTS   ARRAY [1000011] allocated 20, used 4
1 PIN_FLD_AMOUNT        DECIMAL [0] 1
1 PIN_FLD_RESOURCE_ID   INT [0] 1000011
1 PIN_FLD_ACCOUNT_OBJ   POID [0] 0.0.0.1 /account 135267 0
1 PIN_FLD_IMPACT_TYPE   ENUM [0] 2
```

**Note:** Field 10007 has been defined as "VOUCHER\_SERIAL" respectively in the NccToBrmFieldMapping section of `eserv.config`. It has also been defined in BRM using Developer Center. BRM can be configured to produce an EDR showing the voucher serial number.

**Result: Received for operation PCM\_OP\_ACT\_ACTIVITY (151)**

```
0 PIN_FLD_POID          POID [0] 0.0.0.1 /account 135267 0
0 PIN_FLD_RESULTS       ARRAY [0] allocated 20, used 4
1 PIN_FLD_BAL_IMPACTS   ARRAY [1000011] allocated 20, used 8
2 PIN_FLD_AMOUNT        DECIMAL [0] 1
2 PIN_FLD_RESOURCE_ID   INT [0] 1000011
2 PIN_FLD_ACCOUNT_OBJ   POID [0] 0.0.0.1 /account 135267 0
2 PIN_FLD_IMPACT_TYPE   ENUM [0] 2
2 PIN_FLD_GL_ID         INT [0] 0
2 PIN_FLD_ITEM_OBJ      POID [0] 0.0.0.1 /item/misc 139539 0
2 PIN_FLD_BAL_GRP_OBJ   POID [0] 0.0.0.1 /balance_group 136803 247
2 PIN_FLD_LINEAGE       STR [0] NULL str ptr
1 PIN_FLD_SUB_BAL_IMPACTS ARRAY [1000011] allocated 20, used 3
2 PIN_FLD_BAL_GRP_OBJ   POID [0] 0.0.0.1 /balance_group 136803 248
2 PIN_FLD_RESOURCE_ID   INT [0] 1000011
2 PIN_FLD_SUB_BALANCES  ARRAY [4] allocated 20, used 8
3 PIN_FLD_VALID_FROM    TSTAMP [0] (1331753228) Wed Mar 14 19:27:08 2012
3 PIN_FLD_VALID_TO      TSTAMP [0] (0) <null>
3 PIN_FLD_ROLLOVER_DATA  INT [0] 0
3 PIN_FLD_VALID_FROM_DETAILS INT [0] 0
3 PIN_FLD_VALID_TO_DETAILS INT [0] 0
3 PIN_FLD_GRANTOR_OBJ   POID [0] 0.0.0.0 0 0
3 PIN_FLD_CONTRIBUTOR_STR STR [0] ""
3 PIN_FLD_AMOUNT        DECIMAL [0] 1
1 PIN_FLD_ACCOUNT_OBJ   POID [0] 0.0.0.1 /account 135267 0
1 PIN_FLD_POID          POID [0] 0.0.0.1 /event/activity/voucher 271148363502725395 0
```

## Data Charging

### Preconditions for data session charging on BRM

The scenario in this section describes a subscriber who initiates and later closes a data session using a mobile device. The GGSN communicates with the Convergent Charging Controller software on the SLC by way of Diameter credit control operations. Convergent Charging Controller charges the data session against an account on BRM. For information on creating a BRM product and deal for data calls, see *Creating a Product and Deal for Data Calls* (on page 52).

This scenario assumes the following preconditions:

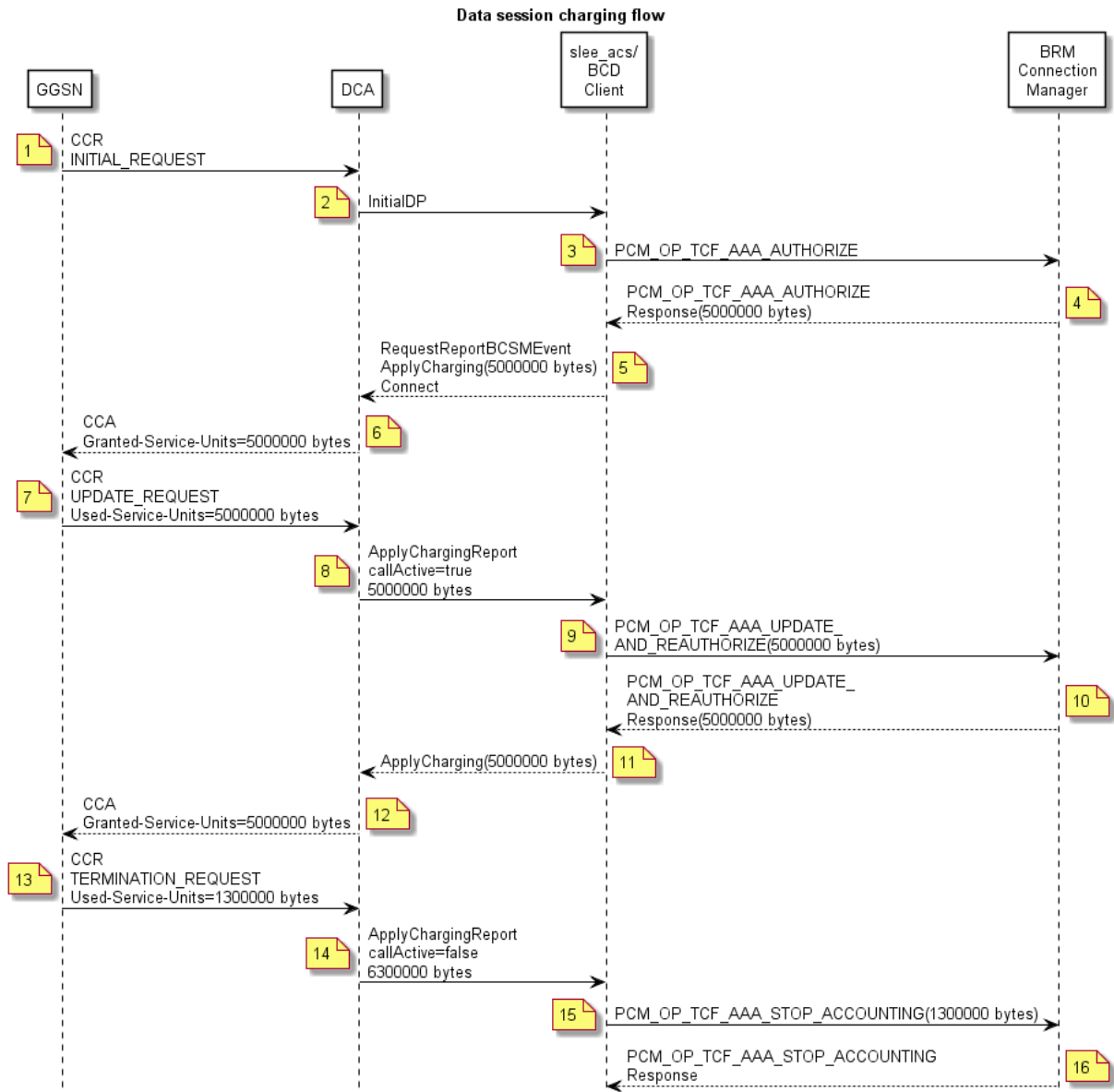
- The subscriber is provisioned so that data calls run a control plan with a UATB feature node.
- The subscriber's MSISDN is provisioned on BRM with prepaid GSM service enabled.

- The subscriber has sufficient money on his account for the data session.

## Data session charging

### Data session charging flow

Here is an example message flow covering the data session charging scenario.



### Charging for a Data Session

This scenario describes a data session that is initiated and later closed by a subscriber using a mobile device.

See Preconditions for data session charging on BRM for information about the preconditions for this scenario.

Action	Description
1	<ul style="list-style-type: none"> <li>The subscriber starts a data session.</li> <li>The GGSN sends Diameter Credit Control Request (CCR), INITIAL_REQUEST to DCA</li> </ul>
2	The DCA sends an InitialDP operation to the slee_acs.
3	<ul style="list-style-type: none"> <li>The slee_acs process on the SLC receives the InitialDP and passes it to the CCS service loader.</li> <li>The CCS service loader looks up the subscriber and wallet in the SCP database on the SLC and determines that the wallet information is on the BRM domain. It also determines the control plan to run.</li> <li>The slee_process runs the control plan.</li> <li>The slee_acs process reaches a Universal Attempt Terminate with Billing (UATB) node in the control plan and invokes the InitialTimeReservation action on the BCD actions library.</li> <li>The BCD actions library constructs an event (BcdSleeEvent) to invoke a PCM_OP_TCF_AAA_AUTHORIZE operation and sends it to the least busy BCD Client.</li> <li>The BCD Client finds a free connection on the least busy Connection Manager</li> <li>The BCD Client calls the PCM_OP_TCF_AAA_AUTHORIZE opcode and sets a timer to the configured value for this type of operation.</li> </ul>
4	<ul style="list-style-type: none"> <li>BRM responds to the operation by indicating that 5 million bytes of data can be used.</li> <li>The BCD Client sends the output flist for this operation in an event (BcdSleeEvent) to slee_acs. It also marks the BRM connection as available and cancels the operation timer.</li> <li>The BCD actions library translates the output flist into the response to the InitialTimeReservation action. It also copies the value of 5 million bytes into the tag used for this purpose by the DCA software.</li> </ul>
5	The slee_acs process sends RequestreportBCSMEvent, ApplyCharging, and Connect operations to DCA. The 5 million bytes of available data is held in an extension in ApplyCharging.
6	DCA sends Credit Control Answer (CCA) to the GGSN to specify that Granted Units = 5 million bytes.
7	After some time, the GGSN sends CCR(UPDATE_REQUEST) to DCA, indicating that 5 million bytes have been used.
8	DCA sends ApplyChargingReport(callActive=true) to the slee_acs process.
9	<ul style="list-style-type: none"> <li>The slee_acs process invokes an ExtendTimeReservation action on the BCD actions library.</li> <li>The BCD actions library constructs an event (BcdSleeEvent) for the PCM_OP_TCF_AAA_UPDATE_AND_REAUTHORIZE opcode for 5 million bytes and sends it to the least busy BCD Client.</li> <li>The BCD Client finds a connection on the least busy Connection Manager.</li> <li>The BCD Client calls the PCM_OP_TCF_AAA_UPDATE_AND_REAUTHORIZE opcode and sets a timer to the configured value for this type of operation.</li> </ul>

Action	Description
10	<ul style="list-style-type: none"> <li>BRM responds to the operation indicating that an additional 5 million bytes may be used.</li> <li>The BCD Client sends the output flist from the operation in an event (BcdSleeEvent) to the slee_acs process. It also marks the BRM connection as available and cancels the operation timer.</li> <li>The BCD actions library translates the output flist into the response to the ExtendTimeReservation action. It also places the 5 million bytes of allowed usage in the standard profile tag used by DCA.</li> </ul>
11	The slee_acs process sends an ApplyCharging operation to the DCA.
12	DCA sends CCA to the GGSN to specify Granted Units = 5 million bytes.
13	<ul style="list-style-type: none"> <li>After using an additional 1.3 million bytes, the user terminates the session.</li> <li>GGSN sends CCR(TERMINATION_REQUEST) to DCA indicating that an additional 1.3 million bytes have been used.</li> </ul>
14	DCA sends ApplyChargingReport(callActive=false), EventReportBCSM(oDisconnect) to the slee_acs process. The value of 6.3 million bytes is passed in an extension in ApplyChargingReport.
15	<ul style="list-style-type: none"> <li>The slee_acs process invokes a ConfirmTimeReservation action on the BCD actions library. It stores the value of 1.3 million bytes in context.</li> <li>The BCD actions library constructs an event (BcdSleeEvent) for invoking the PCM_OP_TCF_AAA_STOP_ACCOUNTING opcode, indicating that 6.3 million bytes have been used and sends it to the least busy BCD Client.</li> <li>The BCD Client finds a free connection on the least busy Connection Manager.</li> <li>The BCD Client calls the PCM_OP_TCF_AAA_STOP_ACCOUNTING opcode and sets a timer to the configured value for this type of operation.</li> </ul>
16	<ul style="list-style-type: none"> <li>BRM responds to the operation indicating that the cost of 1.3 million bytes of data has been permanently deducted from the account.</li> <li>The BCD Client sends the output flist from the operation in an event (BcdSleeEvent) to the slee_acs process. It also marks the connection as available and cancels the operation timer.</li> <li>The BCD actions library translates the output flist into the response to the ConfirmTimeReservation action. It also stores the charge information in call context for possible use in the future.</li> </ul>

### Messages: data session

The following messages include operations sent to BRM and results returned by BRM for a data session. The general message format is: nesting level (0; 1, or 2); field; data type; value.

#### Operation: Send PCM\_OP\_TCF\_AAA\_AUTHORIZE (4002)

```

Flags = 0
0 PIN_FLD_POID          POID [0] 0.0.0.1 /service/telco/gsm/data -1 0
0 PIN_FLD_PROGRAM_NAME  STR [0] "NCC_BCD_Client"
0 PIN_FLD_AUTHORIZATION_ID STR [0] "brmClient-cleejoh_session_126042_0"
0 PIN_FLD_OBJ_TYPE      STR [0] "gsm/ncc"
0 PIN_FLD_CALLING_NUMBER STR [0] "004085752158"
0 PIN_FLD_CALLED_NUMBER  STR [0] "55587390000"
0 PIN_FLD_EXTENDED_INFO SUBSTRUCT [0] allocated 20, used 2
1   PIN_FLD_GSM_INFO     SUBSTRUCT [0] allocated 20, used 3
2     PIN_FLD_DIRECTION  ENUM [0] 0
2     PIN_FLD_CELL_ID    STR [0] "000c"
2     PIN_FLD_LOC_AREA_CODE STR [0] "064001000f"
1   10000                SUBSTRUCT [0] allocated 20, used 2
2     10001              STR [0] "Present"
2     PIN_FLD_LOCATION   STR [0] "7390002"

```

## Chapter 7

```
0 PIN_FLD_MSID STR [0] "004085752158"
0 PIN_FLD_REQ_MODE ENUM [0] 4
```

**Note:** REQ\_MODE now indicates VOLUME

**Result:** received for operation PCM\_OP\_TCF\_AAA\_AUTHORIZE (4002)

```
0 PIN_FLD_POID POID [0] 0.0.0.1 /active_session/telco/gsm/ncc 138601 0
0 PIN_FLD_EXPIRATION_T TSTAMP [0] (1331837307) Thu Mar 15 18:48:27 2012
0 PIN_FLD_QUANTITY DECIMAL [0] 5000000
0 PIN_FLD_SERVICE_OBJ POID [0] 0.0.0.1 /service/telco/gsm/data 135651 10
0 PIN_FLD_RESERVATION_OBJ POID [0] 0.0.0.1 /reservation 136041 0
0 PIN_FLD_BAL_GRP_OBJ POID [0] 0.0.0.1 /balance_group 136803 203
0 PIN_FLD_BALANCES ARRAY [978] allocated 20, used 2
1 PIN_FLD_AMOUNT DECIMAL [0] 0.048
1 PIN_FLD_AVAILABLE_RESOURCE_LIMIT DECIMAL [0] 9.952
0 PIN_FLD_RESULT ENUM [0] 1
0 PIN_FLD_RATING_STATUS ENUM [0] 0
0 PIN_FLD_AUTHORIZATION_ID STR [0] "brmClient-cleejoh_session_126042_0"
0 PIN_FLD_ACCOUNT_OBJ POID [0] 0.0.0.1 /account 135267 0
```

**Note:** PIN\_FLD\_QUANTITY says 5 million bytes.

**Operation:** Send PCM\_OP\_TCF\_AAA\_UPDATE\_AND\_REAUTHORIZE (4026)

```
Flags = 0
0 PIN_FLD_POID POID [0] 0.0.0.1 /service/telco/gsm/data -1 0
0 PIN_FLD_PROGRAM_NAME STR [0] "NCC_BCD_Client"
0 PIN_FLD_AUTHORIZATION_ID STR [0] "brmClient-cleejoh_session_126042_0"
0 PIN_FLD_OBJ_TYPE STR [0] "gsm/ncc"
0 PIN_FLD_CALLING_NUMBER STR [0] "004085752158"
0 PIN_FLD_CALLED_NUMBER STR [0] "55587390000"
0 PIN_FLD_EXTENDED_INFO SUBSTRUCT [0] allocated 20, used 2
1 PIN_FLD_GSM_INFO SUBSTRUCT [0] allocated 20, used 3
2 PIN_FLD_DIRECTION ENUM [0] 0
2 PIN_FLD_CELL_ID STR [0] "000c"
2 PIN_FLD_LOC_AREA_CODE STR [0] "064001000f"
1 10000 SUBSTRUCT [0] allocated 20, used 2
2 10001 STR [0] "Present"
2 PIN_FLD_LOCATION STR [0] "7390002"
0 PIN_FLD_MSID STR [0] "004085752158"
0 PIN_FLD_REQ_MODE ENUM [0] 4
0 PIN_FLD_BYTES_UPLINK DECIMAL [0] 5000000.0000000000000000
```

**Note:** subscriber has uploaded 5 million bytes.

**Result Received for operation PCM\_OP\_TCF\_AAA\_UPDATE\_AND\_REAUTHORIZE (4026)**

```
0 PIN_FLD_POID POID [0] 0.0.0.1 /active_session/telco/gsm/ncc 138601 2
0 PIN_FLD_EXPIRATION_T TSTAMP [0] (1331837317) Thu Mar 15 18:48:37 2012
0 PIN_FLD_QUANTITY DECIMAL [0] 5000000
0 PIN_FLD_RESERVATION_OBJ POID [0] 0.0.0.1 /reservation 136041 1
0 PIN_FLD_BAL_GRP_OBJ POID [0] 0.0.0.1 /balance_group 136803 205
0 PIN_FLD_BALANCES ARRAY [978] allocated 20, used 2
1 PIN_FLD_AMOUNT DECIMAL [0] 0.048
1 PIN_FLD_AVAILABLE_RESOURCE_LIMIT DECIMAL [0] 9.857
0 PIN_FLD_RESULT ENUM [0] 1
0 PIN_FLD_RATING_STATUS ENUM [0] 0
0 PIN_FLD_AUTHORIZATION_ID STR [0] "brmClient-cleejoh_session_126042_0"
```

**Note:** The subscriber is now allowed to upload 5 million more bytes

**Operation:** Send PCM\_OP\_TCF\_AAA\_STOP\_ACCOUNTING (4007)

```
Flags = 0
0 PIN_FLD_POID POID [0] 0.0.0.1 /service/telco/gsm/data -1 0
0 PIN_FLD_PROGRAM_NAME STR [0] "NCC_BCD_Client"
0 PIN_FLD_AUTHORIZATION_ID STR [0] "brmClient-cleejoh_session_126042_0"
0 PIN_FLD_OBJ_TYPE STR [0] "gsm/ncc"
0 PIN_FLD_CALLING_NUMBER STR [0] "004085752158"
0 PIN_FLD_CALLED_NUMBER STR [0] "55587390000"
0 PIN_FLD_EXTENDED_INFO SUBSTRUCT [0] allocated 20, used 2
1 PIN_FLD_GSM_INFO SUBSTRUCT [0] allocated 20, used 3
2 PIN_FLD_DIRECTION ENUM [0] 0
```



```

2          PIN_FLD_CELL_ID          STR [0] "000c"
2          PIN_FLD_LOC_AREA_CODE    STR [0] "064001000f"
1 10000          SUBSTRUCT [0] allocated 20, used 3
2          10001                    STR [0] "Present"
2          PIN_FLD_LOCATION         STR [0] "7390002"
2          10007                    STR [0] "55587390000"
0 PIN_FLD_MSID          STR [0] "004085752158"
0 PIN_FLD_REQ_MODE      ENUM [0] 4
0 PIN_FLD_BYTES_UPLINK  DECIMAL [0] 1300000.0000000000000000

```

**Note:** the subscriber has uploaded 1.3 million more bytes and ended the session.

**Result:** received for operation PCM\_OP\_TCF\_AAA\_STOP\_ACCOUNTING (4007)

```

0 PIN_FLD_POID          POID [0] 0.0.0.1 /event/session/telco/gsm/ncc 271148363502721926 0
0 PIN_FLD_AUTHORIZATION_ID STR [0] "brmClient-cleejoh_session_126042_0"
0 PIN_FLD_ACCOUNT_OBJ    POID [0] 0.0.0.1 /account 135267 0
0 PIN_FLD_SERVICE_OBJ    POID [0] 0.0.0.1 /service/telco/gsm/data 135651 10
0 PIN_FLD_RATING_STATUS  ENUM [0] 0
0 PIN_FLD_BALANCES       ARRAY [978] allocated 20, used 2
1          PIN_FLD_AMOUNT          DECIMAL [0] 0.108
1          PIN_FLD_AVAILABLE_RESOURCE_LIMIT DECIMAL [0] 9.892

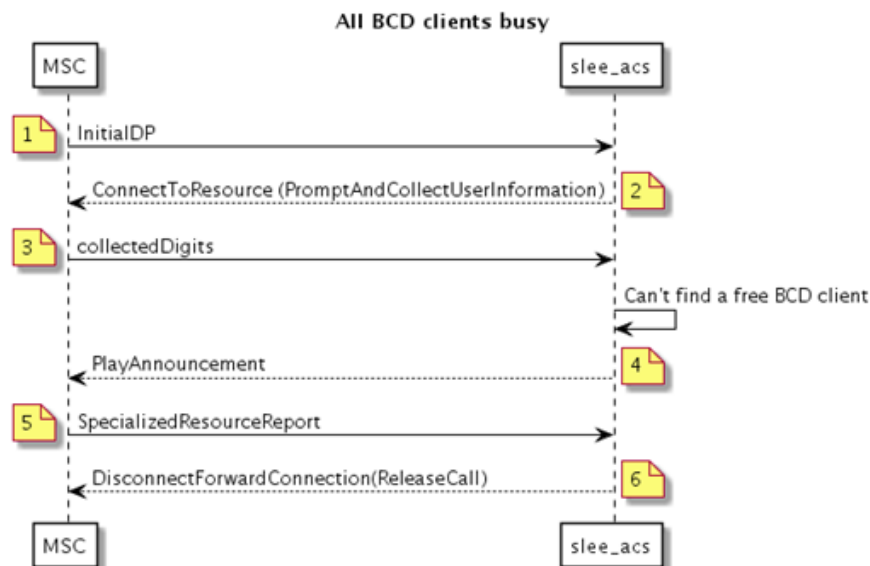
```

## Other Scenarios

### All BCD clients busy

#### All BCD clients busy flow

Here is an example of message flow that illustrates the sequence of messages when all BCD Clients are busy.



### All BCD clients busy scenario

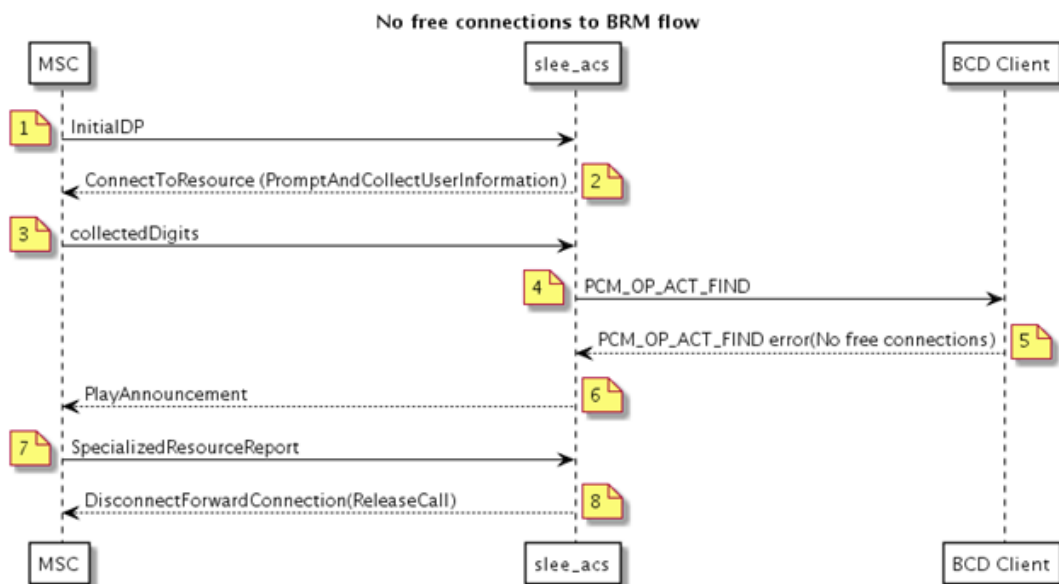
This scenario describes the sequence of messages that occurs when a subscriber makes a call and all BCD Clients are busy.

Step	Action
1.	<ul style="list-style-type: none"> <li>The subscriber dials the “subscribe to service” toll free number.</li> <li>MSC sends InitialDP to the slee_acs process, with serviceKey set to a special value indicating “subscribe to service”.</li> <li>The CCS service loader searches for the subscriber and wallet in the SCP database on the SLC and determines the wallet information on the BRM domain. It also determines the control plan to run, using the serviceKey to select the “subscribe to service” control plan.</li> <li>The slee_acs process runs the control plan.</li> <li>The slee_acs process reaches a Selection Dependent Routing feature node.</li> </ul>
2.	<ul style="list-style-type: none"> <li>The Selection Dependent Routing feature node sends ConnectToResource (PromptAndCollectUserInformation) to the MSC, instructing the MSC to prompt for a single digit from a menu.</li> <li>MSC plays the announcement to the caller and collects the menu choice.</li> </ul>
3.	<ul style="list-style-type: none"> <li>MSC sends PromptAndCollectUserInformation result, containing the menu choice digit, to the slee_acs process.</li> <li>The SDR feature node takes an exit to a Named Event feature node and specifies a direct named event for a non-reservable event.</li> <li>The BCD actions library constructs a BcdSleeEvent to invoke an authorize operation but is unable to send it to the least busy BCD Client. The BCD actions library returns an error response to the Direct Named Event action.</li> <li>The nevt feature node takes the Billing Fault exit and reaches a Play Announcement node for an error announcement.</li> </ul>
4.	<ul style="list-style-type: none"> <li>A Play Announcement feature node sends PlayAnnouncement to the MSC.</li> <li>MSC plays an announcement to the caller, stating that the transaction was not successful.</li> </ul>
5.	<ul style="list-style-type: none"> <li>The announcement finishes and MSC sends SpecializedResourceReport to the slee_acs process.</li> </ul>
6.	<ul style="list-style-type: none"> <li>The control plan reaches an end node. ACS sends DisconnectForwardConnection and ReleaseCall actions to MSC and clears the call context.</li> <li>The caller is disconnected.</li> </ul>

### No free connections to BRM

#### No free connections to BRM flow

Here is an example of message flow that illustrates the sequence of messages when there are no free connections to BRM.



### No free connections to BRM scenario

This scenario describes the sequence of messages that occurs when a subscriber's wallet is in the BRM domain and there are no free connections to BRM.

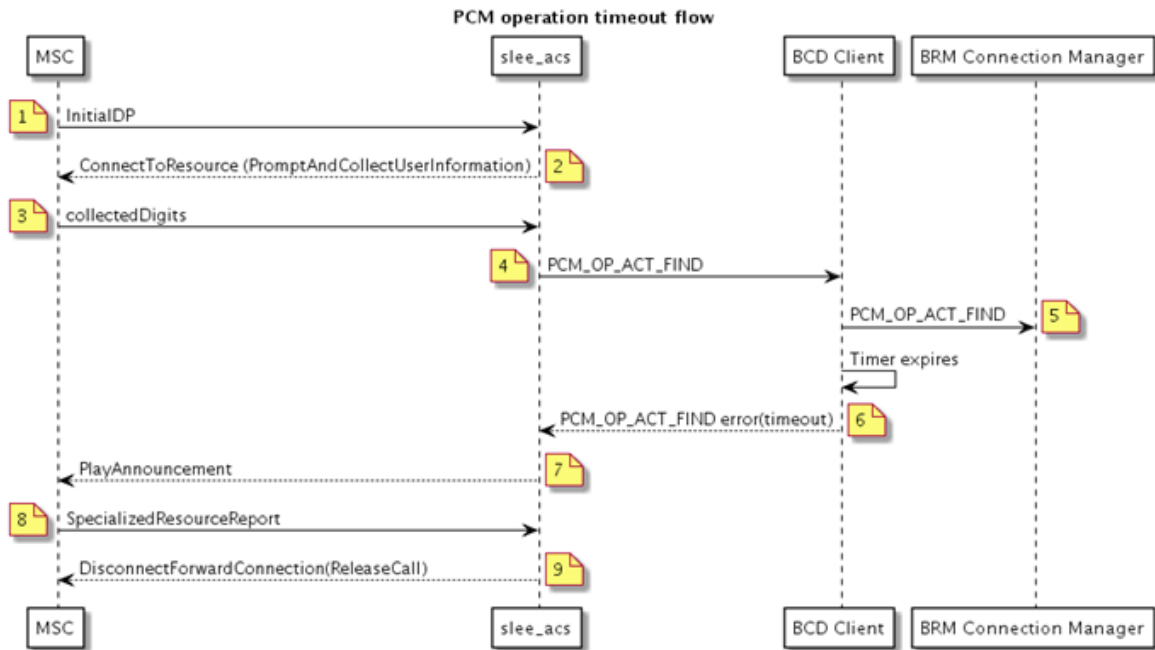
Step	Action
1	<ul style="list-style-type: none"> <li>The subscriber dials the “subscribe to service” toll free number.</li> <li>MSC sends InitialDP to the slee_acs process, with serviceKey set to a special value indicating “subscribe to service”.</li> <li>The CCS service loader searches for the subscriber and wallet in the SCP database on the SLC and determines the wallet information on the BRM domain. It also determines the control plan to run, using the serviceKey to select the “subscribe to service” control plan.</li> <li>The slee_acs process runs the control plan.</li> <li>The slee_acs process reaches a Selection Dependent Routing feature node.</li> </ul>
2	<ul style="list-style-type: none"> <li>The Selection Dependent Routing feature node sends ConnectToResource (PromptAndCollectUserInformation) to the MSC, instructing the MSC to prompt for a single digit from a menu.</li> </ul>
3	<ul style="list-style-type: none"> <li>MSC plays the announcement to the caller and collects the menu choice digit, to the slee_acs process.</li> <li>The SDR feature node takes an exit to a Named Event feature node and specifies a direct named event for a non-reservable event.</li> </ul>
4	<ul style="list-style-type: none"> <li>The BCD actions library constructs a BcdSleeEvent to invoke an authorize operation and sends it to the least busy BCD Client.</li> </ul>
5	<ul style="list-style-type: none"> <li>The BCD Client has no free BRM connections so sends a BcdSleeEvent to slee_acs with a status indicating that the BRM could not be contacted.</li> <li>The nev feature node takes the Billing Fault exit and reaches a Play Announcement node for an error announcement.</li> </ul>
6	<ul style="list-style-type: none"> <li>A Play Announcement feature node sends PlayAnnouncement to the MSC.</li> <li>MSC plays an announcement to the caller, stating that the transaction was not successful.</li> </ul>

Step	Action
7	<ul style="list-style-type: none"> <li>The announcement finishes and MSC sends SpecializedResourceReport to the slee_acs process.</li> </ul>
8	<ul style="list-style-type: none"> <li>The control plan reaches an end node. ACS sends DisconnectForwardConnection and ReleaseCall actions to MSC and clears the call context.</li> <li>The caller is disconnected.</li> </ul>

## PCM operation timeout

### PCM operation timeout flow

Here is an example of message flow that illustrates the message sequence when a PCM operation timeout occurs.



### PCM operation timeout scenario

This scenario describes the sequence of messages when a subscriber makes a call and PCM operation sent from BCD Client to BRM expires.

Step	Action
1	<ul style="list-style-type: none"> <li>The subscriber dials the “subscribe to service” toll free number.</li> <li>MSC sends InitialDP to the slee_acs process, with serviceKey set to a special value indicating “subscribe to service”.</li> <li>The CCS service loader searches for the subscriber and wallet in the SCP database on the SLC and determines the wallet information on the BRM domain. It also determines the control plan to run, using the serviceKey to select the “subscribe to service” control plan.</li> <li>The slee_acs process runs the control plan.</li> <li>The slee_acs process reaches a Selection Dependent Routing feature node.</li> </ul>

Step	Action
2	<ul style="list-style-type: none"> <li>The Selection Dependent Routing feature node sends ConnectToResource (PromptAndCollectUserInformation) to the MSC, instructing the MSC to prompt for a single digit from a menu.</li> </ul>
3	<ul style="list-style-type: none"> <li>MSC plays the announcement to the caller and collects the menu choice.</li> <li>MSC sends PromptAndCollectUserInformation result, containing the menu choice digit, to the slee_acs process.</li> <li>The SDR feature node takes an exit to a Named Event feature node and specifies a direct named event for a non-reservable event.</li> </ul>
4	<ul style="list-style-type: none"> <li>The BCD actions library constructs a BcdSleeEvent to invoke an authorize operation and sends it to the least busy BCD Client.</li> <li>The BCD Client finds a free connection – the one with the lowest proportion of its connections currently in use.</li> </ul>
5	<ul style="list-style-type: none"> <li>The BCD Billing Client invokes the authorize operation via the PCM_OP_SEND() function and sets a timer to the configured value for this type of operation.</li> <li>The operation timer expires.</li> </ul>
6	<ul style="list-style-type: none"> <li>The BCD Client closes the connection and sends a BcdSleeEvent to the slee_acs process with a status indicating that the operation timed out.</li> <li>The next feature node takes the Billing Fault exit and reaches a Play Announcement node for an error announcement.</li> </ul>
7	<ul style="list-style-type: none"> <li>A Play Announcement feature node sends PlayAnnouncement to the MSC.</li> <li>MSC plays an announcement to the caller, stating that the transaction was not successful.</li> </ul>
8	<ul style="list-style-type: none"> <li>The announcement finishes and MSC sends SpecializedResourceReport to the slee_acs process.</li> </ul>
9	<ul style="list-style-type: none"> <li>The control plan reaches an end node. ACS sends DisconnectForwardConnection and ReleaseCall actions to MSC and clears the call context.</li> <li>The caller is disconnected.</li> </ul>

### Messages: PCM operation timeout

The following messages include operations sent to BRM and results returned by BRM for a PCM operation timeout. The general message format is: nesting level (0; 1, or 2); field; data type; value.

#### Operation: send PCM\_OP\_ACT\_FIND (159)

```

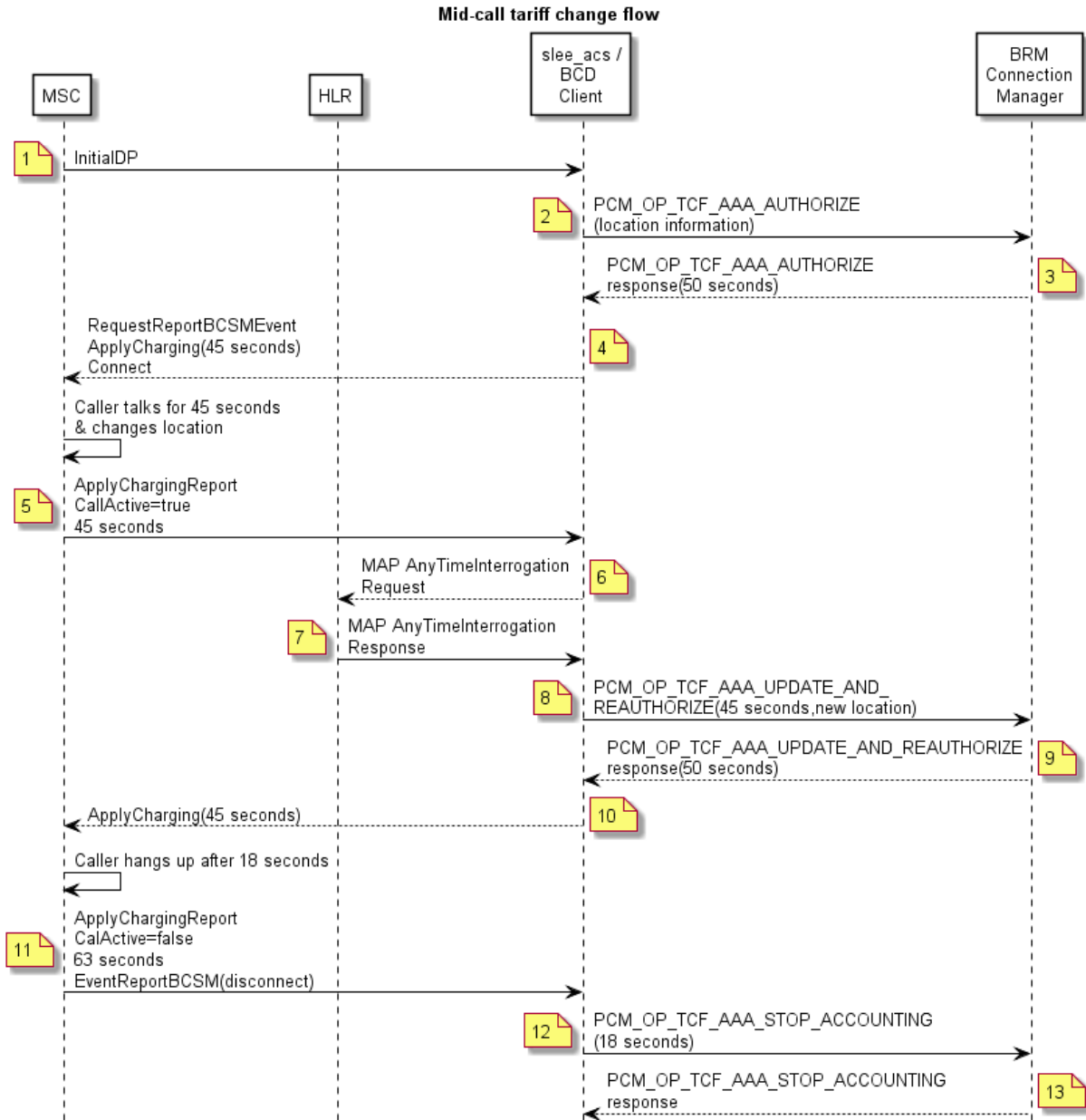
Flags = 0
0 PIN_FLD_POID          POID [0] 0.0.0.1 /service/telco/gsm/telephony -1 0
0 PIN_FLD_LOGIN        STR [0] "0049100701"

```

## Mid-call tariff change

### Mid-call tariff change flow

Here is an example message flow that illustrates the message sequence when a mid-call tariff change occurs.



### Mid-call tariff change scenario

This scenario describes the sequence of messages that occurs when the subscriber changes location during the call, causing a different rate to take effect. This scenario assumes that Convergent Charging Controller has been configured to query the location of the caller when the location has not been checked for a period of time.

Step	Action
1	<ul style="list-style-type: none"> <li>The subscriber makes a call.</li> <li>MSC sends an InitialDP operation, which contains location information, to the slee_acs process.</li> <li>The slee_acs process receives the InitialDP and passes it to the CCS service loader. It also stores the location information in context.</li> <li>The CCS service loader looks up the subscriber and wallet in the SCP database on the SLC and determines that the wallet information is in the BRM domain. It also determines which control plan to run.</li> <li>The slee_acs process runs the control plan.</li> <li>The slee_acs process reaches a Universal Attempt Terminate with Billing (UATB) node in the control plan and so invokes an InitialTimeReservation action on the BCD actions library.</li> </ul>
2	<ul style="list-style-type: none"> <li>The BCD actions library constructs a BcdSleeEvent to invoke a PCM_OP_TCF_AAA_AUTHORIZE operation (including the location information) and sends it to the least busy BCD Client.</li> <li>The BCD Client finds a free connection on the least busy Connection Manager.</li> <li>The BCD Client calls the PCM_OP_SEND() function to invoke the PCM_OP_TCF_AAA_AUTHORIZE operation and sets a timer to the configured value for this type of operation.</li> </ul>
3	<ul style="list-style-type: none"> <li>BRM responds to the operation, indicating that 50 seconds of time can be used.</li> <li>The BCD Client receives the operation output flist from the PCM_OP_RECEIVE() function and sends it in a BcdSleeEvent to the slee_acs process. It also free the BRM connection for reuse and cancels the operation timer.</li> <li>The BCD actions library takes the output flist and translates it into the response of the InitialTimeReservation action.</li> </ul>
4	<ul style="list-style-type: none"> <li>The slee_acs process sends RequestReportBCSMEEvent, ApplyCharging(45 seconds), and Connect operations to MSC.</li> <li>MSC connects the call to called party.</li> <li>The called party answers.</li> </ul>
5	<ul style="list-style-type: none"> <li>After 45 seconds, MSC sends ApplyChargingReport(callActive=true, 45 seconds) to the slee_acs process.</li> </ul>
6	<ul style="list-style-type: none"> <li>The subscriber location timer has expired so the slee_acs process sends MAP AnyTimeInterrogationRequest to MSC to determine the caller's new location.</li> </ul>
7	<ul style="list-style-type: none"> <li>MSC sends the result of AnyTimeInterrogationRequest to the slee_acs process to indicate the subscriber's new location.</li> <li>The slee_acs process invokes the ExtendTimeReservation action on the BCD actions library.</li> <li>The BCD actions library constructs a BcdSleeEvent to invoke the PCM_OP_TCF_AAA_UPDATE_AND_REAUTHORIZE operation, containing the new location, and sends it to the least busy BCD Client.</li> <li>The BCD Client finds a free connection on the least busy Connection Manager.</li> </ul>
8	<ul style="list-style-type: none"> <li>The BCD Client sends BRM a PCM_OP_TCF_AAA_UPDATE_AND_REAUTHORIZE operation and sets a timer to the configured value for this type of operation.</li> </ul>

Step	Action
9	<ul style="list-style-type: none"> <li>The BCD Client receives the operation output flist and sends it in a BcdSleeEvent to the slee_acs process. It also marks the BRM connection as free for reuse and cancels the operation timer.</li> <li>The BCD actions library translates the output flist into the response of the ExtendTimeReservation action.</li> </ul>
10	<ul style="list-style-type: none"> <li>The slee_acs process sends an ApplyCharging(45 seconds) operation to MSC.</li> <li>After 18 seconds the calling party hangs up.</li> </ul>
11	<ul style="list-style-type: none"> <li>MSC sends ApplyChargingReport(callActive=false,63 seconds), EventReportBCSM(oDisconnect) to the slee_acs process.</li> <li>The slee_acs process invokes a ConfirmTimeReservation action on the BCD actions library.</li> </ul>
12	<ul style="list-style-type: none"> <li>The BCD actions library constructs a BcdSleeEvent to invoke a PCM_OP_TCF_AAA_STOP_ACCOUNTING operation, indicating that 63 seconds of talk time has been used and sends it to the least busy BCD Client.</li> <li>The BCD Client finds a free connection on the least busy Connection Manager.</li> <li>The BCD Client invokes the PCM_OP_TCF_AAA_STOP_ACCOUNTING operation and sets a timer to the configured value for this type of operation.</li> </ul>
13	<ul style="list-style-type: none"> <li>BRM responds to the operation by indicating that the cost of the 63 seconds of talk time has been permanently deducted from the account. The amount reflects that the first 45 seconds of the call were made from the first location and the remaining 18 seconds of the call were made from the new location.</li> <li>The BCD Client receives the operation output flist and sends it in a BcdSleeEvent to the slee_acs process. It also marks the connection as free for reuse and cancels the operation timer.</li> <li>The BCD actions library translates the output flist into the response to the ConfirmTimeReservation action. It also stores the charge information in the call context for possible later use.</li> <li>The slee_acs process proceeds with the control plan. If there are no more feature nodes, processing ends for this call.</li> </ul>

### Messages: mid-call tariff change

The following messages include operations sent to BRM and results returned by BRM when a mid-call tariff change occurs. The general message format is: nesting level (0; 1, or 2); field; data type; value.

#### Operation: send PCM\_OP\_TCF\_AAA\_AUTHORIZE (4002)

```

Flags = 0
0 PIN_FLD_POID                POID [0] 0.0.0.1 /service/telco/gsm/telephony -1 0
0 PIN_FLD_PROGRAM_NAME       STR [0] "NCC_BCD_Client"
0 PIN_FLD_SESSION_ID        INT [0] 0
0 PIN_FLD_AUTHORIZATION_ID   STR [0] "brmClient-myoracle-2013-3-12-6_session_1447355_0"
0 PIN_FLD_OBJ_TYPE          STR [0] "gsm/ncc"
0 PIN_FLD_CALLING_NUMBER    STR [0] "644F220021002C"
0 PIN_FLD_CALLED_NUMBER     STR [0] "55587390000"
0 PIN_FLD_EXTENDED_INFO     SUBSTRUCT [0] allocated 20, used 2
1   PIN_FLD_GSM_INFO        SUBSTRUCT [0] allocated 20, used 3
2     PIN_FLD_DIRECTION     ENUM [0] 0
2     PIN_FLD_CELL_ID       STR [0] "002c"
2     PIN_FLD_LOC_AREA_CODE STR [0] "644F220021"
1   10000                   SUBSTRUCT [0] allocated 20, used 2
2     10001                 STR [0] "Present"
2     PIN_FLD_LOCATION      STR [0] "644F220021002C"
0 PIN_FLD_MSID              STR [0] "004085752159"
0 PIN_FLD_REQ_MODE          ENUM [0] 2

```

**Result:** received for operation PCM\_OP\_TCF\_AAA\_AUTHORIZE (4002)



```

0 PIN_FLD_POID POID [0] 0.0.0.1 /active_session/telco/gsm/ncc 188289 0
0 PIN_FLD_EXPIRATION_T TSTAMP [0] (1363821071) Wed Mar 20 23:11:11 2013
0 PIN_FLD_QUANTITY DECIMAL [0] 50
0 PIN_FLD_SERVICE_OBJ POID [0] 0.0.0.1 /service/telco/gsm/telephony 112551 21
0 PIN_FLD_RESERVATION_OBJ POID [0] 0.0.0.1 /reservation 184385 0
0 PIN_FLD_BAL_GRP_OBJ POID [0] 0.0.0.1 /balance_group 114087 1027
0 PIN_FLD_BALANCES ARRAY [978] allocated 20, used 2
1 PIN_FLD_AMOUNT DECIMAL [0] 0.500
1 PIN_FLD_AVAILABLE_RESOURCE_LIMIT DECIMAL [0] 7.500
0 PIN_FLD_RESULT ENUM [0] 1
0 PIN_FLD_RATING_STATUS ENUM [0] 0
0 PIN_FLD_AUTHORIZATION_ID STR [0] "brmClient-myoracle-2013-3-12-6_session_1447355_0"
0 PIN_FLD_ACCOUNT_OBJ POID [0] 0.0.0.1 /account 114343 0

```

#### Operation: send PCM\_OP\_TCF\_AAA\_UPDATE\_AND\_REAUTHORIZE (4026)

```

Flags = 0
0 PIN_FLD_POID POID [0] 0.0.0.1 /service/telco/gsm/telephony -1 0
0 PIN_FLD_PROGRAM_NAME STR [0] "NCC_BCD_Client"
0 PIN_FLD_SESSION_ID INT [0] 1
0 PIN_FLD_AUTHORIZATION_ID STR [0] "brmClient-myoracle-2013-3-12-6_session_1447355_0"
0 PIN_FLD_OBJ_TYPE STR [0] "gsm/ncc"
0 PIN_FLD_CALLING_NUMBER STR [0] "644F220021002C"
0 PIN_FLD_CALLED_NUMBER STR [0] "55587390000"
0 PIN_FLD_EXTENDED_INFO SUBSTRUCT [0] allocated 20, used 2
1 PIN_FLD_GSM_INFO SUBSTRUCT [0] allocated 20, used 3
2 PIN_FLD_DIRECTION ENUM [0] 0
2 PIN_FLD_CELL_ID STR [0] "002c"
2 PIN_FLD_LOC_AREA_CODE STR [0] "644F220021"
1 10000 SUBSTRUCT [0] allocated 20, used 2
2 10001 STR [0] "Present"
2 PIN_FLD_LOCATION STR [0] "644F220021002C"
0 PIN_FLD_MSID STR [0] "004085752159"
0 PIN_FLD_REQ_MODE ENUM [0] 2
0 PIN_FLD_RATING_MODE ENUM [0] 1
0 PIN_FLD_QUANTITY DECIMAL [0] 45.0000000000000000

```

#### Result: received for operation PCM\_OP\_TCF\_AAA\_UPDATE\_AND\_REAUTHORIZE (4026)

```

0 PIN_FLD_POID POID [0] 0.0.0.1 /active_session/telco/gsm/ncc 188289 1
0 PIN_FLD_EXPIRATION_T TSTAMP [0] (1363821074) Wed Mar 20 23:11:14 2013
0 PIN_FLD_QUANTITY DECIMAL [0] 50.0000000000000000
0 PIN_FLD_RESERVATION_OBJ POID [0] 0.0.0.1 /reservation 184385 0
0 PIN_FLD_BAL_GRP_OBJ POID [0] 0.0.0.1 /balance_group 114087 1028
0 PIN_FLD_BALANCES ARRAY [978] allocated 20, used 2
1 PIN_FLD_AMOUNT DECIMAL [0] 0.950
1 PIN_FLD_AVAILABLE_RESOURCE_LIMIT DECIMAL [0] 7.050
0 PIN_FLD_RESULT ENUM [0] 1
0 PIN_FLD_RATING_STATUS ENUM [0] 0
0 PIN_FLD_AUTHORIZATION_ID STR [0] "brmClient-myoracle-2013-3-12-6_session_1447355_0"

```

#### Operation: send PCM\_OP\_TCF\_AAA\_UPDATE\_AND\_REAUTHORIZE (4026)

```

Flags = 0
0 PIN_FLD_POID POID [0] 0.0.0.1 /service/telco/gsm/telephony -1 0
0 PIN_FLD_PROGRAM_NAME STR [0] "NCC_BCD_Client"
0 PIN_FLD_SESSION_ID INT [0] 2
0 PIN_FLD_AUTHORIZATION_ID STR [0] "brmClient-myoracle-2013-3-12-6_session_1447355_0"
0 PIN_FLD_OBJ_TYPE STR [0] "gsm/ncc"
0 PIN_FLD_CALLING_NUMBER STR [0] "644F220021002C"
0 PIN_FLD_CALLED_NUMBER STR [0] "55587390000"
0 PIN_FLD_EXTENDED_INFO SUBSTRUCT [0] allocated 20, used 2
1 PIN_FLD_GSM_INFO SUBSTRUCT [0] allocated 20, used 3
2 PIN_FLD_DIRECTION ENUM [0] 0
2 PIN_FLD_CELL_ID STR [0] "002c"
2 PIN_FLD_LOC_AREA_CODE STR [0] "644F220021"
1 10000 SUBSTRUCT [0] allocated 20, used 2
2 10001 STR [0] "Present"
2 PIN_FLD_LOCATION STR [0] "644F220021002C"
0 PIN_FLD_MSID STR [0] "004085752159"
0 PIN_FLD_REQ_MODE ENUM [0] 2

```

## Chapter 7

```
0 PIN_FLD_RATING_MODE      ENUM [0] 1
```

### Result: received for operation PCM\_OP\_TCF\_AAA\_UPDATE\_AND\_REAUTHORIZE (4026)

```
0 PIN_FLD_POID             POID [0] 0.0.0.1 /active_session/telco/gsm/ncc 188289 2
0 PIN_FLD_EXPIRATION_T     TSTAMP [0] (1363821076) Wed Mar 20 23:11:16 2013
0 PIN_FLD_QUANTITY         DECIMAL [0] 50.0000000000000000
0 PIN_FLD_RESERVATION_OBJ  POID [0] 0.0.0.1 /reservation 184385 1
0 PIN_FLD_BAL_GRP_OBJ      POID [0] 0.0.0.1 /balance_group 114087 1029
0 PIN_FLD_BALANCES         ARRAY [978] allocated 20, used 2
1   PIN_FLD_AMOUNT         DECIMAL [0] 1.400
1   PIN_FLD_AVAILABLE_RESOURCE_LIMIT DECIMAL [0] 6.600
0 PIN_FLD_RESULT           ENUM [0] 1
0 PIN_FLD_RATING_STATUS    ENUM [0] 0
0 PIN_FLD_AUTHORIZATION_ID STR [0] "brmClient-myoracle-2013-3-12-6_session_1447355_0"
```

### Operation: send is PCM\_OP\_TCF\_AAA\_STOP\_ACCOUNTING (4007)

```
Flags = 0
0 PIN_FLD_POID             POID [0] 0.0.0.1 /service/telco/gsm/telephony -1 0
0 PIN_FLD_PROGRAM_NAME     STR [0] "NCC_BCD_Client"
0 PIN_FLD_SESSION_ID       INT [0] 3
0 PIN_FLD_AUTHORIZATION_ID STR [0] "brmClient-myoracle-2013-3-12-6_session_1447355_0"
0 PIN_FLD_OBJ_TYPE         STR [0] "gsm/ncc"
0 PIN_FLD_CALLING_NUMBER   STR [0] "644F220021002C"
0 PIN_FLD_CALLED_NUMBER    STR [0] "55587390000"
0 PIN_FLD_EXTENDED_INFO    SUBSTRUCT [0] allocated 20, used 2
1   PIN_FLD_GSM_INFO        SUBSTRUCT [0] allocated 20, used 3
2     PIN_FLD_DIRECTION     ENUM [0] 0
2     PIN_FLD_CELL_ID       STR [0] "002c"
2     PIN_FLD_LOC_AREA_CODE STR [0] "644F220021"
1     10000                  SUBSTRUCT [0] allocated 20, used 3
2     10001                  STR [0] "Present"
2     PIN_FLD_LOCATION      STR [0] "644F220021002C"
2     10007                  STR [0] "55587390000"
0 PIN_FLD_MSID             STR [0] "004085752159"
0 PIN_FLD_REQ_MODE         ENUM [0] 2
0 PIN_FLD_QUANTITY         DECIMAL [0] 23.0000000000000000
```

### Result: received for operation PCM\_OP\_TCF\_AAA\_STOP\_ACCOUNTING (4007)

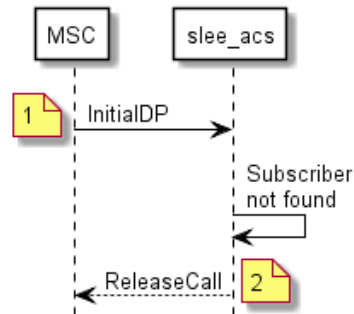
```
0 PIN_FLD_POID             POID [0] 0.0.0.1 /event/session/telco/gsm/ncc 277657472339203744 0
0 PIN_FLD_AUTHORIZATION_ID STR [0] "brmClient-myoracle-2013-3-12-6_session_1447355_0"
0 PIN_FLD_ACCOUNT_OBJ      POID [0] 0.0.0.1 /account 114343 0
0 PIN_FLD_SERVICE_OBJ      POID [0] 0.0.0.1 /service/telco/gsm/telephony 112551 21
0 PIN_FLD_RATING_STATUS    ENUM [0] 0
0 PIN_FLD_BALANCES         ARRAY [978] allocated 20, used 2
1   PIN_FLD_AMOUNT         DECIMAL [0] 1.130
1   PIN_FLD_AVAILABLE_RESOURCE_LIMIT DECIMAL [0] 6.870
```

## Subscriber not found in Convergent Charging Controller database

### Subscriber not found in Convergent Charging Controller database flow

Here is an example message flow that illustrates the message sequence when a subscriber is not found in the Convergent Charging Controller database.

#### Subscriber not found in NCC database flow



### Subscriber not found in Convergent Charging Controller database scenario

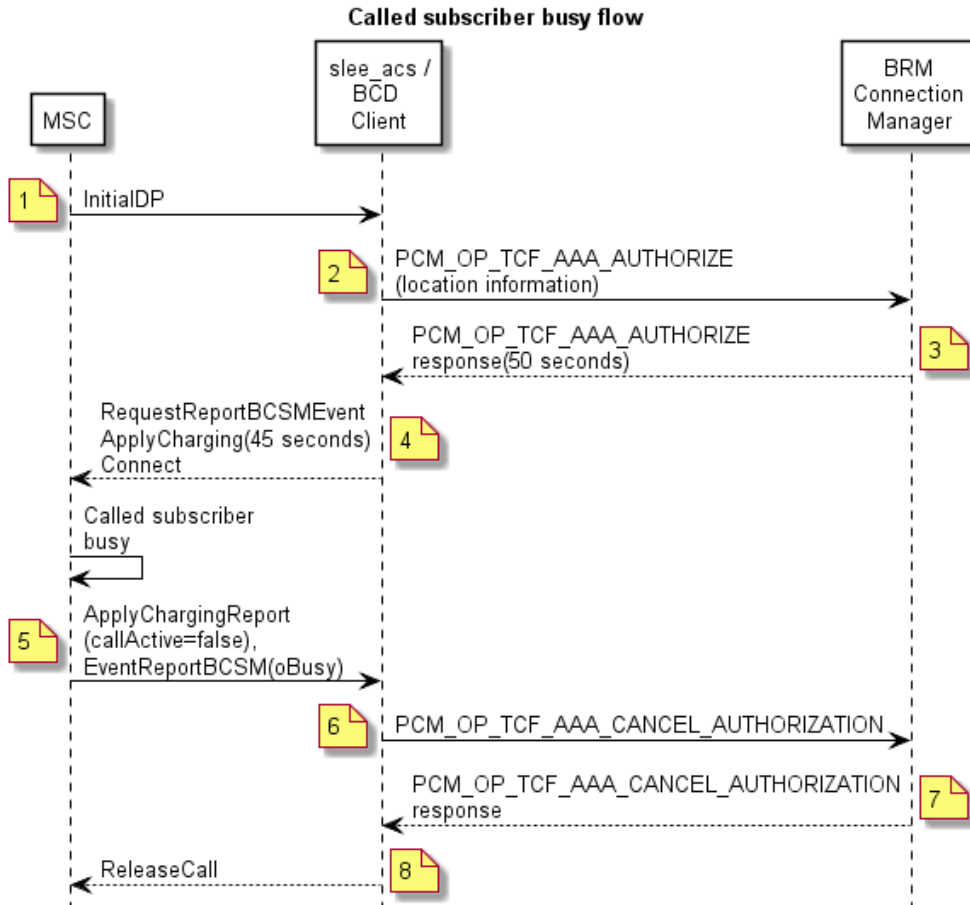
This scenario describes the sequence of messages that occurs when the subscriber is not found in the Convergent Charging Controller database.

Step	Action
1	<ul style="list-style-type: none"> <li>The subscriber makes a call.</li> <li>MSC sends an InitialDP operation to the SLC</li> <li>The slee_acs process receives the InitialDP and passes it to the CCS service loader.</li> <li>The CCS service loader looks up the subscriber and wallet in the SCP database on the SLC and determines that the wallet information is on the BRM domain. The subscriber is not found and there is no default control plan to run.</li> </ul>
2	<ul style="list-style-type: none"> <li>The slee_acs process sends a TC_END(ReleaseCall) message to MSC.</li> <li>The call is disconnected.</li> </ul>

## Called subscriber busy

### Called subscriber busy flow

Here is an example message flow that illustrates the message sequence that occurs when a called subscriber is busy.



### Called subscriber busy scenario

This scenario describes the message sequence that occurs when the called party's phone is busy.

Step	Action
1	<ul style="list-style-type: none"> <li>The subscriber makes a call.</li> <li>MSC sends an InitialDP operation to the slee_acs process.</li> <li>The slee_acs process receives the InitialDP and passes it to the CCS service loader.</li> <li>The CCS service loader looks up the subscriber and wallet in the SCP database on the SLC and determines that the wallet information is in the BRM domain. It also determines which control plan to run.</li> <li>The slee_acs process runs the control plan.</li> <li>The slee_acs process reaches a Universal Attempt Terminate with Billing (UATB) feature node in the control plan and so invokes an InitialTimeReservation action on the BCD actions library.</li> </ul>

Step	Action
2	<ul style="list-style-type: none"> <li>The BCD actions library constructs a BcdSleeEvent object to invoke a PCM_OP_TCF_AAA_AUTHORIZE operation and sends it to the least busy BCD Client.</li> <li>The BCD Client finds a free connection on the least busy Connection Manager.</li> <li>The BCD Client calls the PCM_OP_SEND() function to invoke the PCM_OP_TCF_AAA_AUTHORIZE operation and sets a timer to the configured value for this type of operation.</li> </ul>
3	<ul style="list-style-type: none"> <li>BRM responds to the operation, indicating that 50 seconds of time can be used.</li> <li>The BCD Client receives the operation output flist from the PCM_OP_RECEIVE() function and sends it in a BcdSleeEvent object to the slee_acs process. It also frees the BRM connection for reuse and cancels the operation timer.</li> <li>The BCD actions library translates the output flist into the response of the InitialTimeReservation action.</li> </ul>
4	<ul style="list-style-type: none"> <li>The slee_acs process sends RequestReportBCSMEEvent, ApplyCharging(45 seconds), and Connect operations to MSC.</li> <li>MSC attempts to connect the call to the called party but the party is busy.</li> </ul>
5	<ul style="list-style-type: none"> <li>MSC sends ApplyChargingReport(callActive=false), EventReportBCSM(oBusy) to the slee_acs process.</li> <li>The slee_acs process invokes a ConfirmTimeReservation action (0 seconds) on the BCD actions library.</li> </ul>
6	<ul style="list-style-type: none"> <li>The BCD actions library constructs a BcdSleeEvent object to invoke a PCM_OP_TCF_AAA_CANCEL_AUTHORIZATION operation and sends it to the least busy BCD Client.</li> <li>The BCD Client finds a free connection on the least busy Connection Manager. The Billing Client invokes the PCM_OP_TCF_AAA_CANCEL_AUTHORIZATION operation and sets a timer to the configured value for this type of operation.</li> </ul>
7	<ul style="list-style-type: none"> <li>BRM responds to the operation indicating that the reservation has been canceled and no money has been deducted from the account.</li> <li>The BCD Client receives the operation output flist and sends it in a BcdSleeEvent object to the slee_acs process. It also frees the connection for reuse and cancels the operation timer.</li> <li>The BCD actions library translates the output flist into the response of the ConfirmTimeReservation action.</li> </ul>
8	<ul style="list-style-type: none"> <li>The slee_acs process sends a TC_END(ReleaseCall) message to MSC.</li> <li>The call is disconnected.</li> </ul>

### Messages: called subscriber busy

The following messages include operations sent to BRM and results returned by BRM for a voice call when the called subscriber is busy. The general message format is: nesting level (0; 1, or 2); field; data type; value.

#### Operation: send PCM\_OP\_TCF\_AAA\_AUTHORIZE (4002)

```

Flags = 0
# number of field entries allocated 20, used 10
0 PIN_FLD_POID          POID [0] 0.0.0.1 /service/telco/gsm/telephony -1 0
0 PIN_FLD_PROGRAM_NAME  STR [0] "NCC_BCD_Client"
0 PIN_FLD_SESSION_ID   INT [0] 0
0 PIN_FLD_AUTHORIZATION_ID STR [0] "brmClient-myoracle-2013-3-12-6_session_1370272_0"
0 PIN_FLD_OBJ_TYPE     STR [0] "gsm/ncc"
0 PIN_FLD_CALLING_NUMBER STR [0] "004085752159"
0 PIN_FLD_CALLED_NUMBER STR [0] "55587390000"

```

```

0 PIN_FLD_EXTENDED_INFO SUBSTRUCT [0] allocated 20, used 2
1   PIN_FLD_GSM_INFO     SUBSTRUCT [0] allocated 20, used 3
2     PIN_FLD_DIRECTION  ENUM [0] 0
2     PIN_FLD_CELL_ID    STR [0] "000c"
2     PIN_FLD_LOC_AREA_CODE STR [0] "064001000f"
1   10000                SUBSTRUCT [0] allocated 20, used 2
2     10001              STR [0] "Present"
2     PIN_FLD_LOCATION   STR [0] "004085752159"
0 PIN_FLD_MSID          STR [0] "004085752159"
0 PIN_FLD_REQ_MODE      ENUM [0] 2

```

**Result:** received for operation PCM\_OP\_TCF\_AAA\_AUTHORIZE (4002)

```

# number of field entries allocated 20, used 11
0 PIN_FLD_POID          POID [0] 0.0.0.1 /active_session/telco/gsm/ncc 179130 0
0 PIN_FLD_EXPIRATION_T TSTAMP [0] (1363156055) Wed Mar 13 06:27:35 2013
0 PIN_FLD_QUANTITY      DECIMAL [0] 50
0 PIN_FLD_SERVICE_OBJ   POID [0] 0.0.0.1 /service/telco/gsm/telephony 112551 18
0 PIN_FLD_RESERVATION_OBJ POID [0] 0.0.0.1 /reservation 178106 0
0 PIN_FLD_BAL_GRP_OBJ   POID [0] 0.0.0.1 /balance_group 114087 772
0 PIN_FLD_BALANCES      ARRAY [978] allocated 20, used 2
1   PIN_FLD_AMOUNT       DECIMAL [0] 0.500
1   PIN_FLD_AVAILABLE_RESOURCE_LIMIT DECIMAL [0] 9.500
0 PIN_FLD_RESULT        ENUM [0] 1
0 PIN_FLD_RATING_STATUS ENUM [0] 0
0 PIN_FLD_AUTHORIZATION_ID STR [0] "brmClient-myoracle-2013-3-12-6_session_1370272_0"
0 PIN_FLD_ACCOUNT_OBJ   POID [0] 0.0.0.1 /account 114343 0

```

**Operation:** send PCM\_OP\_TCF\_AAA\_CANCEL\_AUTHORIZATION (4004)

```

Flags = 0
# number of field entries allocated 20, used 10
0 PIN_FLD_POID          POID [0] 0.0.0.1 /service/telco/gsm/telephony -1 0
0 PIN_FLD_PROGRAM_NAME  STR [0] "NCC_BCD_Client"
0 PIN_FLD_SESSION_ID    INT [0] 1
0 PIN_FLD_AUTHORIZATION_ID STR [0] "brmClient-myoracle-2013-3-12-6_session_1370272_0"
0 PIN_FLD_OBJ_TYPE      STR [0] "gsm/ncc"
0 PIN_FLD_CALLING_NUMBER STR [0] "004085752159"
0 PIN_FLD_CALLED_NUMBER STR [0] "55587390000"
0 PIN_FLD_EXTENDED_INFO SUBSTRUCT [0] allocated 20, used 2
1   PIN_FLD_GSM_INFO     SUBSTRUCT [0] allocated 20, used 3
2     PIN_FLD_DIRECTION  ENUM [0] 0
2     PIN_FLD_CELL_ID    STR [0] "000c"
2     PIN_FLD_LOC_AREA_CODE STR [0] "064001000f"
1   10000                SUBSTRUCT [0] allocated 20, used 3
2     10001              STR [0] "Present"
2     PIN_FLD_LOCATION   STR [0] "004085752159"
2     10007              STR [0] "55587390000"
0 PIN_FLD_MSID          STR [0] "004085752159"
0 PIN_FLD_REQ_MODE      ENUM [0] 2

```

**Result:** received for operation PCM\_OP\_TCF\_AAA\_CANCEL\_AUTHORIZATION (4004)

```

# number of field entries allocated 20, used 2
0 PIN_FLD_POID          POID [0] 0.0.0.1 /active_session/telco/gsm/ncc 179130 1
0 PIN_FLD_AUTHORIZATION_ID STR [0] "brmClient-myoracle-2013-3-12-6_session_1370272_0"

```

**With ASB voice call costs and cumulative balance****With ASB voice call costs and cumulative balance flow**

Here is an example message flow that illustrates the message sequence that occurs for a successful voice call with ASB, Voice Call Costs, and Cumulative Balances.



**With ASB voice call costs and cumulative balance scenario**

This scenario describes the sequence of messages that occurs for the following conditions:



- The Account State Branch feature node is used to test whether the account is active - if so, the call proceeds
- After the call, the Voice Call Cost feature node plays the cost of the session and the Cumulative Balances feature node plays the balances of an account on BRM.

Step	Action
1	<p>The subscriber makes a call.</p> <p>MSC sends an InitialDP operation to the slee_acs process.</p> <ul style="list-style-type: none"> <li>• The slee_acs process receives the InitialDP and passes it to the CCS service loader.</li> <li>• The CCS service loader looks up the subscriber and wallet in the SCP database on the SLC and determines that the wallet information is in the BRM domain. It also determines which control plan to run.</li> <li>• The slee_acs process runs the control plan.</li> <li>• The slee_acs process reaches an Account State Branch feature node in the control plan and so invokes a WalletInfo action on the BCD actions library.</li> <li>• The BCD actions library constructs a BcdSleeEvent object for a PCM_OP_TCF_AAA_QUERY_BALANCE operation and sends it to the least busy BCD Client.</li> <li>• The BCD Client finds a free connection on the least busy Connection Manager.</li> </ul>
2	<ul style="list-style-type: none"> <li>• The BCD Client invokes the PCM_OP_TCF_AAA_QUERY_BALANCE and sets a timer to the configured value for this type of operation.</li> </ul>
3	<ul style="list-style-type: none"> <li>• BRM responds to the operation.</li> <li>• The BCD Client receives the operation output flist and sends it in a BcdSleeEvent to the slee_acs process. It also marks the BRM connection as free for reuse and cancels the operation timer.</li> <li>• The BCD actions library translates the output flist into the response of the WalletInfo action.</li> <li>• The slee_acs process takes the active branch of the Account State Branch feature node.</li> </ul>
4	<ul style="list-style-type: none"> <li>• PCM_OP_READ_FLDS (Retrieve Account Details)</li> </ul>
5	<ul style="list-style-type: none"> <li>• PCM_OP_READ_FLDS response</li> </ul>
6	<ul style="list-style-type: none"> <li>• The slee_acs process reaches a Universal Attempt Terminate with Billing (UATB) feature node in the control plan and invokes an InitialTimeReservation action on the BCD actions library.</li> <li>• The BCD actions library creates a BcdSleeEvent object for an invoke of a PCM_OP_TCF_AAA_AUTHORIZE operation and sends it to the least busy BCD Client.</li> <li>• The BCD Billing Client invokes the PCM_OP_TCF_AAA_AUTHORIZE operation and sets a timer to the configured value for this type of operation.</li> </ul>
7	<ul style="list-style-type: none"> <li>• BRM responds to the operation by indicating that 50 seconds of time can be used.</li> <li>• The BCD Client receives the operation output flist and sends it in a BcdSleeEvent object to the slee_acs process. It also marks the connection as free for reuse and cancels the operation timer.</li> <li>• The BCD actions library translates the output flist into the response of the InitialTimeReservation action.</li> </ul>
8	<ul style="list-style-type: none"> <li>• The slee_acs process sends RequestReportBCSMEvent, ApplyCharging(45 seconds), and Connect operations to the MSC.</li> <li>• The MSC connects the called party.</li> <li>• The called party answers.</li> </ul>

Step	Action
9	<ul style="list-style-type: none"> <li>After 45 seconds the MSC sends an ApplyChargingReport(callActive=true, 45 seconds) to the slee_acs process.</li> <li>The slee_acs process invokes and ExtendTimeReservation action on the BCD actions library.</li> <li>The BCD actions library creates a BcdSleeEvent for an invoke of a PCM_OP_TCF_AAA_UPDATE_AND_REAUTHORIZE operation and sends it to the least busy BCD Client.</li> <li>The BCD Client finds a free connection on the least busy Connection Manager.</li> </ul>
10	<ul style="list-style-type: none"> <li>The BCD Client invokes the PCM_OP_TCF_AAA_UPDATE_AND_REAUTHORIZE operation and sets a timer to the configured value for this type of operation.</li> </ul>
11	<ul style="list-style-type: none"> <li>BRM responds to the operation by indicating that 50 more seconds of time can be used.</li> <li>The BCD Client receives the operation output flist and sends it in a BcdSleeEvent object to the slee_acs process. It also marks the BRM connection as free for reuse and cancels the operation timer.</li> <li>The BCD actions library translates the output flist into the response of the ExtendTimeReservation action.</li> </ul>
12	<ul style="list-style-type: none"> <li>The slee_acs process sends an ApplyCharging(45 seconds) operation to the MSC.</li> <li>After 18 seconds, the called party hangs up.</li> </ul>
13	<ul style="list-style-type: none"> <li>MSC sends EventReportBCSM(oDisconnect), ApplyChargingReport(callActive=false, 63 seconds) to the slee_acs process.</li> <li>The slee_acs process invokes a ConfirmTimeReservation action on the BCD actions library</li> </ul>
14	<ul style="list-style-type: none"> <li>The BCD actions library creates a BcdSleeEvent object for an invoke of a PCM_OP_TCF_AAA_STOP_ACCOUNTING operation .</li> <li>The BCD Client invokes the PCM_OP_TCF_AAA_STOP_ACCOUNTING operation and sets a timer to the configured value for this type of operation.</li> </ul>
15	<ul style="list-style-type: none"> <li>BRM responds to the operation by indicating that the cost of 63 seconds has been prematurely deducted from the account.</li> <li>The BCD Client receives the operation output flist and sends it in a BcdSleeEvent object to the slee_acs process. It also marks the BRM connection as free for reuse and cancels the operation timer.</li> <li>The BCD actions library translates the output flist into the response of the ConfirmTimeReservation action. It also stores the charge information in the call context for possible use later.</li> <li>The slee_acs process proceeds with the control plan and reaches a Voice Call Cost feature node.</li> <li>The Voice Call Cost feature node invokes the GetChargeDetails action on the BCD actions library.</li> <li>The BCD actions library returns the charge information that it stored earlier in the call context.</li> </ul>
16	<ul style="list-style-type: none"> <li>The slee_acs process sends ConnectToResource, PlayAnnouncement to the MSC to play the call cost information.</li> </ul>

Step	Action
17	<ul style="list-style-type: none"> <li>The MSC plays the call cost announcement and then sends SpecializedResourceReport to the slee_acs process to indicate that the announcement is complete.</li> <li>The slee_acs process takes the success branch of the Voice Call Cost feature node.</li> <li>The slee_acs process reaches a Cumulative Balances feature node.</li> <li>The Cumulative Balances feature node invokes a GetWallet action on the FOX actions library. This does a lookup in the SCP database on the SLC and returns. (The FOX actions library is used for the subscriber domain and GetWallet is a subscriber domain action.</li> <li>The Cumulative Balances feature node invokes a WalletInfo action on the BCD actions library</li> <li>The BCD actions library creates a BcdSleeEvent object for an invoke of a PCM_OP_TCF_AAA_QUERY_BALANCE operation and sends it to the least busy BCD Client.</li> </ul>
18	<ul style="list-style-type: none"> <li>The BCD Client invokes the PCM_OP_TCF_AAA_QUERY_BALANCE operation and sets a timer to the configured value for this type of operation.</li> </ul>
19	<ul style="list-style-type: none"> <li>BRM responds to the operation.</li> <li>The BCD Client receives the operation output flist and sends it in a BcdSleeEvent object to the slee_acs process. It also marks the BRM connection as free and cancels the operation timer.</li> <li>The BCD actions library translates the output flist into the response of the WalletInfo action.</li> </ul>
20	<ul style="list-style-type: none"> <li>The Cumulative Balances feature node plays the balance information from the WalletInfo response by sending a PlayAnnouncement action to the MSC.</li> </ul>
21	<ul style="list-style-type: none"> <li>The MSC plays the account balances announcement and then sends a SpecializedResourceReport message to the slee_acs process to indicate that the announcement is complete.</li> <li>The Cumulative Balances feature node takes the success branch exit and the slee_acs process reaches an end node.</li> </ul>
22	<ul style="list-style-type: none"> <li>The slee_acs process sends a (DisconnectForwardConnection, ReleaseCall) action to the MSC and releases the call connection.</li> <li>The caller is disconnected.</li> </ul>

### Messages: with ASB voice call costs and cumulative balance

The following messages include operations sent to BRM and results returned by BRM for a voice call with ASB voice call costs and cumulative balance. The general message format is: nesting level (0; 1, or 2); field; data type; value.

#### Operation: Send PCM\_OP\_TCF\_AAA\_QUERY\_BALANCE (4104)

```

Flags = 0
0 PIN_FLD_POID          POID [0] 0.0.0.1 /service/telco/gsm/telephony -1 0
0 PIN_FLD_PROGRAM_NAME STR [0] "NCC_BCD_Client"
0 PIN_FLD_OBJ_TYPE     STR [0] "gsm/ncc"
0 PIN_FLD_EXTENDED_INFO SUBSTRUCT [0] allocated 20, used 2
1   PIN_FLD_GSM_INFO    SUBSTRUCT [0] allocated 20, used 3
2     PIN_FLD_DIRECTION ENUM [0] 0
2     PIN_FLD_CELL_ID   STR [0] "000c"
2     PIN_FLD_LOC_AREA_CODE STR [0] "064001000f"
1   10000              SUBSTRUCT [0] allocated 20, used 2
2     10001            STR [0] "Present"
2     PIN_FLD_LOCATION STR [0] "004085752159"
0 PIN_FLD_MSID         STR [0] "004085752159"

```

## Chapter 7

```
0 PIN_FLD_FLAGS          INT [0] 4
```

### Result: received for operation PCM\_OP\_TCF\_AAA\_QUERY\_BALANCE (4104)

```
0 PIN_FLD_POID          POID [0] 0.0.0.1 /balance_group 114087 1059
0 PIN_FLD_ACCOUNT_OBJ   POID [0] 0.0.0.1 /account 114343 0
0 PIN_FLD_BILLINFO_OBJ  POID [0] 0.0.0.1 /billinfo 111015 0
0 PIN_FLD_EFFECTIVE_T   TSTAMP [0] (1362359921) Mon Mar 04 01:18:41 2013
0 PIN_FLD_BALANCES     ARRAY [978] allocated 20, used 10
1   PIN_FLD_RESERVED_AMOUNT DECIMAL [0] 0
1   PIN_FLD_NEXT_BAL     DECIMAL [0] 0
1   PIN_FLD_CONSUMPTION_RULE ENUM [0] 0
1   PIN_FLD_CURRENT_BAL  DECIMAL [0] -25
2   PIN_FLD_SUB_BALANCES ARRAY [0] allocated 20, used 12
2     PIN_FLD_CONTRIBUTOR_STR STR [0] ""
2     PIN_FLD_VALID_TO     TSTAMP [0] (0) <null>
2     PIN_FLD_VALID_TO_DETAILS INT [0] 0
2     PIN_FLD_VALID_FROM   TSTAMP [0] (1362297600) Sun Mar 03 08:00:00 2013
2     PIN_FLD_VALID_FROM_DETAILS INT [0] 0
2     PIN_FLD_CURRENT_BAL  DECIMAL [0] -25
2     PIN_FLD_NEXT_BAL     DECIMAL [0] 0
2     PIN_FLD_DELAYED_BAL  DECIMAL [0] 0
2     PIN_FLD_ROLLOVER_DATA INT [0] 0
2     PIN_FLD_GRANTOR_OBJ  POID [0] 0.0.0.1 /purchased_product 112231 0
2     PIN_FLD_STATUS       ENUM [0] 1
2     PIN_FLD_FLAGS        INT [0] 2
1   PIN_FLD_CURRENT_TOTAL DECIMAL [0] -25
1   PIN_FLD_CREDIT_FLOOR DECIMAL [0] NULL
1   PIN_FLD_CREDIT_LIMIT DECIMAL [0] 0
1   PIN_FLD_CREDIT_THRESHOLDS INT [0] 0
1   PIN_FLD_CREDIT_THRESHOLDS_FIXED STR [0] ""
0 PIN_FLD_REALTIME_CNTR INT [0] 4
0 PIN_FLD_BALANCES     ARRAY [1000011] allocated 20, used 10
1   PIN_FLD_RESERVED_AMOUNT DECIMAL [0] 0
1   PIN_FLD_NEXT_BAL     DECIMAL [0] 0
1   PIN_FLD_CONSUMPTION_RULE ENUM [0] 0
1   PIN_FLD_CURRENT_BAL  DECIMAL [0] 6
2   PIN_FLD_SUB_BALANCES ARRAY [4] allocated 20, used 12
2     PIN_FLD_CONTRIBUTOR_STR STR [0] ""
2     PIN_FLD_VALID_TO     TSTAMP [0] (0) <null>
2     PIN_FLD_VALID_TO_DETAILS INT [0] 0
2     PIN_FLD_VALID_FROM   TSTAMP [0] (1362528348) Wed Mar 06 00:05:48 2013
2     PIN_FLD_VALID_FROM_DETAILS INT [0] 0
2     PIN_FLD_CURRENT_BAL  DECIMAL [0] 6
2     PIN_FLD_NEXT_BAL     DECIMAL [0] 0
2     PIN_FLD_DELAYED_BAL  DECIMAL [0] 0
2     PIN_FLD_ROLLOVER_DATA INT [0] 0
2     PIN_FLD_GRANTOR_OBJ  POID [0] 0.0.0.0 0 0
2     PIN_FLD_STATUS       ENUM [0] 1
2     PIN_FLD_FLAGS        INT [0] 2
1   PIN_FLD_CURRENT_TOTAL DECIMAL [0] 6
1   PIN_FLD_CREDIT_FLOOR DECIMAL [0] NULL
1   PIN_FLD_CREDIT_LIMIT DECIMAL [0] 0
1   PIN_FLD_CREDIT_THRESHOLDS INT [0] 0
1   PIN_FLD_CREDIT_THRESHOLDS_FIXED STR [0] ""
0 PIN_FLD_BALANCES     ARRAY [1000076] allocated 20, used 10
1   PIN_FLD_RESERVED_AMOUNT DECIMAL [0] 0
1   PIN_FLD_NEXT_BAL     DECIMAL [0] 0
1   PIN_FLD_CONSUMPTION_RULE ENUM [0] 0
1   PIN_FLD_CURRENT_BAL  DECIMAL [0] -125.37
2   PIN_FLD_SUB_BALANCES ARRAY [2] allocated 20, used 12
2     PIN_FLD_CONTRIBUTOR_STR STR [0] ""
2     PIN_FLD_VALID_TO     TSTAMP [0] (1363939853) Fri Mar 22 08:10:53 2013
2     PIN_FLD_VALID_TO_DETAILS INT [0] 0
2     PIN_FLD_VALID_FROM   TSTAMP [0] (1362297600) Sun Mar 03 08:00:00 2013
2     PIN_FLD_VALID_FROM_DETAILS INT [0] 0
2     PIN_FLD_CURRENT_BAL  DECIMAL [0] -125.37
2     PIN_FLD_NEXT_BAL     DECIMAL [0] 0
2     PIN_FLD_DELAYED_BAL  DECIMAL [0] 0
2     PIN_FLD_ROLLOVER_DATA INT [0] 0
2     PIN_FLD_GRANTOR_OBJ  POID [0] 0.0.0.0 0 0
2     PIN_FLD_STATUS       ENUM [0] 1
```

```

2     PIN_FLD_FLAGS                INT [0] 2
1     PIN_FLD_CURRENT_TOTAL        DECIMAL [0] -125.37
1     PIN_FLD_CREDIT_FLOOR        DECIMAL [0] NULL
1     PIN_FLD_CREDIT_LIMIT        DECIMAL [0] 0
1     PIN_FLD_CREDIT_THRESHOLDS   INT [0] 0
1     PIN_FLD_CREDIT_THRESHOLDS_FIXED STR [0] ""

```

#### Operation: Send PCM\_OP\_READ\_FLDS (4)

```

Flags = 0
0 PIN_FLD_POID                    POID [0] 0.0.0.1 /account 114343 0
0 PIN_FLD_CURRENCY                INT [0] 0
0 PIN_FLD_STATUS                  ENUM [0] 0
0 PIN_FLD_CLOSE_WHEN_T           TSTAMP [0] (0) <null>
0 PIN_FLD_MOD_T                  TSTAMP [0] (0) <null>
0 PIN_FLD_LAST_STATUS_T          TSTAMP [0] (0) <null>

```

#### Result: received for operation PCM\_OP\_READ\_FLDS (4)

```

0 PIN_FLD_POID                    POID [0] 0.0.0.1 /account 114343 46
0 PIN_FLD_CURRENCY                INT [0] 978
0 PIN_FLD_STATUS                  ENUM [0] 10100
0 PIN_FLD_CLOSE_WHEN_T           TSTAMP [0] (0) <null>
0 PIN_FLD_MOD_T                  TSTAMP [0] (1363075261) Tue Mar 12 08:01:01 2013
0 PIN_FLD_LAST_STATUS_T          TSTAMP [0] (1363072273) Tue Mar 12 07:11:13 2013

```

#### Operation: Send PCM\_OP\_TCF\_AAA\_AUTHORIZE (4002)

```

Flags = 0
0 PIN_FLD_POID                    POID [0] 0.0.0.1 /service/telco/gsm/telephony -1 0
0 PIN_FLD_PROGRAM_NAME           STR [0] "NCC_BCD_Client"
0 PIN_FLD_SESSION_ID             INT [0] 0
0 PIN_FLD_AUTHORIZATION_ID       STR [0] "brmClient-myoracle-2013-3-12-6_session_1456361_0"
0 PIN_FLD_OBJ_TYPE               STR [0] "gsm/ncc"
0 PIN_FLD_CALLING_NUMBER         STR [0] "004085752159"
0 PIN_FLD_CALLED_NUMBER          STR [0] "55587390000"
0 PIN_FLD_EXTENDED_INFO         SUBSTRUCT [0] allocated 20, used 2
1     PIN_FLD_GSM_INFO            SUBSTRUCT [0] allocated 20, used 3
2         PIN_FLD_DIRECTION       ENUM [0] 0
2         PIN_FLD_CELL_ID         STR [0] "000c"
2         PIN_FLD_LOC_AREA_CODE   STR [0] "064001000f"
1     10000                       SUBSTRUCT [0] allocated 20, used 2
2         10001                   STR [0] "Present"
2         PIN_FLD_LOCATION        STR [0] "004085752159"
0 PIN_FLD_MSID                   STR [0] "004085752159"
0 PIN_FLD_REQ_MODE               ENUM [0] 2

```

#### Result: received for operation PCM\_OP\_TCF\_AAA\_AUTHORIZE (4002)

```

0 PIN_FLD_POID                    POID [0] 0.0.0.1 /active_session/telco/gsm/ncc 189820 0
0 PIN_FLD_EXPIRATION_T           TSTAMP [0] (1363897662) Thu Mar 21 20:27:42 2013
0 PIN_FLD_QUANTITY               DECIMAL [0] 50
0 PIN_FLD_SERVICE_OBJ           POID [0] 0.0.0.1 /service/telco/gsm/telephony 112551 21
0 PIN_FLD_RESERVATION_OBJ       POID [0] 0.0.0.1 /reservation 191868 0
0 PIN_FLD_BAL_GRP_OBJ           POID [0] 0.0.0.1 /balance_group 114087 1059
0 PIN_FLD_BALANCES              ARRAY [978] allocated 20, used 2
1     PIN_FLD_AMOUNT              DECIMAL [0] 0.500
1     PIN_FLD_AVAILABLE_RESOURCE_LIMIT DECIMAL [0] 24.500
0 PIN_FLD_RESULT                 ENUM [0] 1
0 PIN_FLD_RATING_STATUS         ENUM [0] 0
0 PIN_FLD_AUTHORIZATION_ID       STR [0] "brmClient-myoracle-2013-3-12-6_session_1456361_0"
0 PIN_FLD_ACCOUNT_OBJ           POID [0] 0.0.0.1 /account 114343 0

```

#### Operation: Send PCM\_OP\_TCF\_AAA\_UPDATE\_AND\_REAUTHORIZE (4026)

```

Flags = 0
0 PIN_FLD_POID                    POID [0] 0.0.0.1 /service/telco/gsm/telephony -1 0
0 PIN_FLD_PROGRAM_NAME           STR [0] "NCC_BCD_Client"
0 PIN_FLD_SESSION_ID             INT [0] 1
0 PIN_FLD_AUTHORIZATION_ID       STR [0] "brmClient-myoracle-2013-3-12-6_session_1456361_0"
0 PIN_FLD_OBJ_TYPE               STR [0] "gsm/ncc"

```

## Chapter 7

```
0 PIN_FLD_CALLING_NUMBER STR [0] "004085752159"
0 PIN_FLD_CALLED_NUMBER STR [0] "55587390000"
0 PIN_FLD_EXTENDED_INFO SUBSTRUCT [0] allocated 20, used 2
1 PIN_FLD_GSM_INFO SUBSTRUCT [0] allocated 20, used 3
2 PIN_FLD_DIRECTION ENUM [0] 0
2 PIN_FLD_CELL_ID STR [0] "000c"
2 PIN_FLD_LOC_AREA_CODE STR [0] "064001000f"
1 10000 SUBSTRUCT [0] allocated 20, used 2
2 10001 STR [0] "Present"
2 PIN_FLD_LOCATION STR [0] "004085752159"
0 PIN_FLD_MSID STR [0] "004085752159"
0 PIN_FLD_REQ_MODE ENUM [0] 2
0 PIN_FLD_RATING_MODE ENUM [0] 1
0 PIN_FLD_QUANTITY DECIMAL [0] 45.000000000000000
```

### Result: received for operation PCM\_OP\_TCF\_AAA\_UPDATE\_AND\_REAUTHORIZE (4026)

```
0 PIN_FLD_POID POID [0] 0.0.0.1 /active_session/telco/gsm/ncc 189820 1
0 PIN_FLD_EXPIRATION_T TSTAMP [0] (1363897664) Thu Mar 21 20:27:44 2013
0 PIN_FLD_QUANTITY DECIMAL [0] 50.000000000000000
0 PIN_FLD_RESERVATION_OBJ POID [0] 0.0.0.1 /reservation 191868 0
0 PIN_FLD_BAL_GRP_OBJ POID [0] 0.0.0.1 /balance_group 114087 1060
0 PIN_FLD_BALANCES ARRAY [978] allocated 20, used 2
1 PIN_FLD_AMOUNT DECIMAL [0] 0.950
1 PIN_FLD_AVAILABLE_RESOURCE_LIMIT DECIMAL [0] 24.050
0 PIN_FLD_RESULT ENUM [0] 1
0 PIN_FLD_RATING_STATUS ENUM [0] 0
0 PIN_FLD_AUTHORIZATION_ID STR [0] "brmClient-myoracle-2013-3-12-6_session_1456361_0"
```

### Operation: to send is PCM\_OP\_TCF\_AAA\_UPDATE\_AND\_REAUTHORIZE (4026)

```
Flags = 0
0 PIN_FLD_POID POID [0] 0.0.0.1 /service/telco/gsm/telephony -1 0
0 PIN_FLD_PROGRAM_NAME STR [0] "NCC_BCD_Client"
0 PIN_FLD_SESSION_ID INT [0] 2
0 PIN_FLD_AUTHORIZATION_ID STR [0] "brmClient-myoracle-2013-3-12-6_session_1456361_0"
0 PIN_FLD_OBJ_TYPE STR [0] "gsm/ncc"
0 PIN_FLD_CALLING_NUMBER STR [0] "004085752159"
0 PIN_FLD_CALLED_NUMBER STR [0] "55587390000"
0 PIN_FLD_EXTENDED_INFO SUBSTRUCT [0] allocated 20, used 2
1 PIN_FLD_GSM_INFO SUBSTRUCT [0] allocated 20, used 3
2 PIN_FLD_DIRECTION ENUM [0] 0
2 PIN_FLD_CELL_ID STR [0] "000c"
2 PIN_FLD_LOC_AREA_CODE STR [0] "064001000f"
1 10000 SUBSTRUCT [0] allocated 20, used 2
2 10001 STR [0] "Present"
2 PIN_FLD_LOCATION STR [0] "004085752159"
0 PIN_FLD_MSID STR [0] "004085752159"
0 PIN_FLD_REQ_MODE ENUM [0] 2
0 PIN_FLD_RATING_MODE ENUM [0] 1
0 PIN_FLD_QUANTITY DECIMAL [0] 45.000000000000000
```

### Result: received for operation PCM\_OP\_TCF\_AAA\_UPDATE\_AND\_REAUTHORIZE (4026)

```
0 PIN_FLD_POID POID [0] 0.0.0.1 /active_session/telco/gsm/ncc 189820 2
0 PIN_FLD_EXPIRATION_T TSTAMP [0] (1363897667) Thu Mar 21 20:27:47 2013
0 PIN_FLD_QUANTITY DECIMAL [0] 50.000000000000000
0 PIN_FLD_RESERVATION_OBJ POID [0] 0.0.0.1 /reservation 191868 1
0 PIN_FLD_BAL_GRP_OBJ POID [0] 0.0.0.1 /balance_group 114087 1061
0 PIN_FLD_BALANCES ARRAY [978] allocated 20, used 2
1 PIN_FLD_AMOUNT DECIMAL [0] 1.400
1 PIN_FLD_AVAILABLE_RESOURCE_LIMIT DECIMAL [0] 23.600
0 PIN_FLD_RESULT ENUM [0] 1
0 PIN_FLD_RATING_STATUS ENUM [0] 0
0 PIN_FLD_AUTHORIZATION_ID STR [0] "brmClient-myoracle-2013-3-12-6_session_1456361_0"
```

### Operation: send PCM\_OP\_TCF\_AAA\_UPDATE\_AND\_REAUTHORIZE (4026)

```
Flags = 0
0 PIN_FLD_POID POID [0] 0.0.0.1 /service/telco/gsm/telephony -1 0
0 PIN_FLD_PROGRAM_NAME STR [0] "NCC_BCD_Client"
0 PIN_FLD_SESSION_ID INT [0] 3
0 PIN_FLD_AUTHORIZATION_ID STR [0] "brmClient-myoracle-2013-3-12-6_session_1456361_0"
```

```

0 PIN_FLD_OBJ_TYPE          STR [0] "gsm/ncc"
0 PIN_FLD_CALLING_NUMBER   STR [0] "004085752159"
0 PIN_FLD_CALLED_NUMBER    STR [0] "55587390000"
0 PIN_FLD_EXTENDED_INFO   SUBSTRUCT [0] allocated 20, used 2
1   PIN_FLD_GSM_INFO       SUBSTRUCT [0] allocated 20, used 3
2     PIN_FLD_DIRECTION    ENUM [0] 0
2     PIN_FLD_CELL_ID      STR [0] "000c"
2     PIN_FLD_LOC_AREA_CODE STR [0] "064001000f"
1   10000                  SUBSTRUCT [0] allocated 20, used 2
2     10001                STR [0] "Present"
2     PIN_FLD_LOCATION     STR [0] "004085752159"
0 PIN_FLD_MSID             STR [0] "004085752159"
0 PIN_FLD_REQ_MODE        ENUM [0] 2
0 PIN_FLD_RATING_MODE     ENUM [0] 1
0 PIN_FLD_QUANTITY        DECIMAL [0] 45.000000000000000

```

**Result: received for operation PCM\_OP\_TCF\_AAA\_UPDATE\_AND\_REAUTHORIZE (4026)**

```

0 PIN_FLD_POID             POID [0] 0.0.0.1 /active_session/telco/gsm/ncc 189820 3
0 PIN_FLD_EXPIRATION_T    TSTAMP [0] (1363897669) Thu Mar 21 20:27:49 2013
0 PIN_FLD_QUANTITY        DECIMAL [0] 50.000000000000000
0 PIN_FLD_RESERVATION_OBJ POID [0] 0.0.0.1 /reservation 191868 2
0 PIN_FLD_BAL_GRP_OBJ     POID [0] 0.0.0.1 /balance_group 114087 1062
0 PIN_FLD_BALANCES        ARRAY [978] allocated 20, used 2
1   PIN_FLD_AMOUNT         DECIMAL [0] 1.850
1   PIN_FLD_AVAILABLE_RESOURCE_LIMIT DECIMAL [0] 23.150
0 PIN_FLD_RESULT          ENUM [0] 1
0 PIN_FLD_RATING_STATUS   ENUM [0] 0
0 PIN_FLD_AUTHORIZATION_ID STR [0] "brmClient-myoracle-2013-3-12-6_session_1456361_0"

```

**Operation: Send PCM\_OP\_TCF\_AAA\_STOP\_ACCOUNTING (4007)**

```

Flags = 0
0 PIN_FLD_POID             POID [0] 0.0.0.1 /service/telco/gsm/telephony -1 0
0 PIN_FLD_PROGRAM_NAME    STR [0] "NCC_BCD_Client"
0 PIN_FLD_SESSION_ID      INT [0] 4
0 PIN_FLD_AUTHORIZATION_ID STR [0] "brmClient-myoracle-2013-3-12-6_session_1456361_0"
0 PIN_FLD_OBJ_TYPE        STR [0] "gsm/ncc"
0 PIN_FLD_CALLING_NUMBER   STR [0] "004085752159"
0 PIN_FLD_CALLED_NUMBER    STR [0] "55587390000"
0 PIN_FLD_EXTENDED_INFO   SUBSTRUCT [0] allocated 20, used 2
1   PIN_FLD_GSM_INFO       SUBSTRUCT [0] allocated 20, used 3
2     PIN_FLD_DIRECTION    ENUM [0] 0
2     PIN_FLD_CELL_ID      STR [0] "000c"
2     PIN_FLD_LOC_AREA_CODE STR [0] "064001000f"
1   10000                  SUBSTRUCT [0] allocated 20, used 3
2     10001                STR [0] "Present"
2     PIN_FLD_LOCATION     STR [0] "004085752159"
2     10007                STR [0] "55587390000"
0 PIN_FLD_MSID             STR [0] "004085752159"
0 PIN_FLD_REQ_MODE        ENUM [0] 2
0 PIN_FLD_QUANTITY        DECIMAL [0] 30.000000000000000

```

**Result: received for operation PCM\_OP\_TCF\_AAA\_STOP\_ACCOUNTING (4007)**

```

0 PIN_FLD_POID             POID [0] 0.0.0.1 /event/session/telco/gsm/ncc 277675064525247937 0
0 PIN_FLD_AUTHORIZATION_ID STR [0] "brmClient-myoracle-2013-3-12-6_session_1456361_0"
0 PIN_FLD_ACCOUNT_OBJ     POID [0] 0.0.0.1 /account 114343 0
0 PIN_FLD_SERVICE_OBJ     POID [0] 0.0.0.1 /service/telco/gsm/telephony 112551 21
0 PIN_FLD_RATING_STATUS   ENUM [0] 0
0 PIN_FLD_BALANCES        ARRAY [978] allocated 20, used 2
1   PIN_FLD_AMOUNT         DECIMAL [0] 1.650
1   PIN_FLD_AVAILABLE_RESOURCE_LIMIT DECIMAL [0] 23.350

```

**Operation: Send PCM\_OP\_TCF\_AAA\_QUERY\_BALANCE (4104)**

```

Flags = 0
0 PIN_FLD_POID             POID [0] 0.0.0.1 /service/telco/gsm/telephony -1 0
0 PIN_FLD_PROGRAM_NAME    STR [0] "NCC_BCD_Client"
0 PIN_FLD_OBJ_TYPE        STR [0] "gsm/ncc"
0 PIN_FLD_CALLING_NUMBER   STR [0] "004085752159"

```

## Chapter 7

```
0 PIN_FLD_CALLED_NUMBER STR [0] "55587390000"
0 PIN_FLD_EXTENDED_INFO SUBSTRUCT [0] allocated 20, used 2
1   PIN_FLD_GSM_INFO SUBSTRUCT [0] allocated 20, used 3
2     PIN_FLD_DIRECTION ENUM [0] 0
2     PIN_FLD_CELL_ID STR [0] "000c"
2     PIN_FLD_LOC_AREA_CODE STR [0] "064001000f"
1   10000 SUBSTRUCT [0] allocated 20, used 3
2     10001 STR [0] "Present"
2     PIN_FLD_LOCATION STR [0] "004085752159"
2     10007 STR [0] "55587390000"
0 PIN_FLD_MSID STR [0] "004085752159"
0 PIN_FLD_FLAGS INT [0] 4
```

### Result: received for operation PCM\_OP\_TCF\_AAA\_QUERY\_BALANCE (4104)

```
0 PIN_FLD_POID POID [0] 0.0.0.1 /balance_group 114087 1065
0 PIN_FLD_ACCOUNT_OBJ POID [0] 0.0.0.1 /account 114343 0
0 PIN_FLD_BILLINFO_OBJ POID [0] 0.0.0.1 /billinfo 111015 0
0 PIN_FLD_EFFECTIVE_T TSTAMP [0] (1362359921) Mon Mar 04 01:18:41 2013
0 PIN_FLD_BALANCES ARRAY [978] allocated 20, used 10
1   PIN_FLD_RESERVED_AMOUNT DECIMAL [0] 0
1   PIN_FLD_NEXT_BAL DECIMAL [0] 0
1   PIN_FLD_CONSUMPTION_RULE ENUM [0] 0
1   PIN_FLD_CURRENT_BAL DECIMAL [0] -23.35
1   PIN_FLD_SUB_BALANCES ARRAY [0] allocated 20, used 12
2     PIN_FLD_CONTRIBUTOR_STR STR [0] ""
2     PIN_FLD_VALID_TO TSTAMP [0] (0) <null>
2     PIN_FLD_VALID_TO_DETAILS INT [0] 0
2     PIN_FLD_VALID_FROM TSTAMP [0] (1362297600) Sun Mar 03 08:00:00 2013
2     PIN_FLD_VALID_FROM_DETAILS INT [0] 0
2     PIN_FLD_CURRENT_BAL DECIMAL [0] -23.35
2     PIN_FLD_NEXT_BAL DECIMAL [0] 0
2     PIN_FLD_DELAYED_BAL DECIMAL [0] 0
2     PIN_FLD_ROLLOVER_DATA INT [0] 0
2     PIN_FLD_GRANTOR_OBJ POID [0] 0.0.0.1 /purchased_product 112231 0
2     PIN_FLD_STATUS ENUM [0] 1
2     PIN_FLD_FLAGS INT [0] 2
1   PIN_FLD_CURRENT_TOTAL DECIMAL [0] -23.35
1   PIN_FLD_CREDIT_FLOOR DECIMAL [0] NULL
1   PIN_FLD_CREDIT_LIMIT DECIMAL [0] 0
1   PIN_FLD_CREDIT_THRESHOLDS INT [0] 0
1   PIN_FLD_CREDIT_THRESHOLDS_FIXED STR [0] ""
0 PIN_FLD_REALTIME_CNTR INT [0] 4
0 PIN_FLD_BALANCES ARRAY [1000011] allocated 20, used 10
1   PIN_FLD_RESERVED_AMOUNT DECIMAL [0] 0
1   PIN_FLD_NEXT_BAL DECIMAL [0] 0
1   PIN_FLD_CONSUMPTION_RULE ENUM [0] 0
1   PIN_FLD_CURRENT_BAL DECIMAL [0] 6
1   PIN_FLD_SUB_BALANCES ARRAY [4] allocated 20, used 12
2     PIN_FLD_CONTRIBUTOR_STR STR [0] ""
2     PIN_FLD_VALID_TO TSTAMP [0] (0) <null>
2     PIN_FLD_VALID_TO_DETAILS INT [0] 0
2     PIN_FLD_VALID_FROM TSTAMP [0] (1362528348) Wed Mar 06 00:05:48 2013
2     PIN_FLD_VALID_FROM_DETAILS INT [0] 0
2     PIN_FLD_CURRENT_BAL DECIMAL [0] 6
2     PIN_FLD_NEXT_BAL DECIMAL [0] 0
2     PIN_FLD_DELAYED_BAL DECIMAL [0] 0
2     PIN_FLD_ROLLOVER_DATA INT [0] 0
2     PIN_FLD_GRANTOR_OBJ POID [0] 0.0.0.0 0 0
2     PIN_FLD_STATUS ENUM [0] 1
2     PIN_FLD_FLAGS INT [0] 2
1   PIN_FLD_CURRENT_TOTAL DECIMAL [0] 6
1   PIN_FLD_CREDIT_FLOOR DECIMAL [0] NULL
1   PIN_FLD_CREDIT_LIMIT DECIMAL [0] 0
1   PIN_FLD_CREDIT_THRESHOLDS INT [0] 0
1   PIN_FLD_CREDIT_THRESHOLDS_FIXED STR [0] ""
0 PIN_FLD_BALANCES ARRAY [1000076] allocated 20, used 10
1   PIN_FLD_RESERVED_AMOUNT DECIMAL [0] 0
1   PIN_FLD_NEXT_BAL DECIMAL [0] 0
1   PIN_FLD_CONSUMPTION_RULE ENUM [0] 0
1   PIN_FLD_CURRENT_BAL DECIMAL [0] -125.37
1   PIN_FLD_SUB_BALANCES ARRAY [2] allocated 20, used 12
```



```

2     PIN_FLD_CONTRIBUTOR_STR    STR [0] ""
2     PIN_FLD_VALID_TO          TSTAMP [0] (1363939853) Fri Mar 22 08:10:53 2013
2     PIN_FLD_VALID_TO_DETAILS  INT [0] 0
2     PIN_FLD_VALID_FROM        TSTAMP [0] (1362297600) Sun Mar 03 08:00:00 2013
2     PIN_FLD_VALID_FROM_DETAILS INT [0] 0
2     PIN_FLD_CURRENT_BAL       DECIMAL [0] -125.37
2     PIN_FLD_NEXT_BAL          DECIMAL [0] 0
2     PIN_FLD_DELAYED_BAL       DECIMAL [0] 0
2     PIN_FLD_ROLLOVER_DATA     INT [0] 0
2     PIN_FLD_GRANTOR_OBJ       POID [0] 0.0.0.0 0 0
2     PIN_FLD_STATUS            ENUM [0] 1
2     PIN_FLD_FLAGS             INT [0] 2
1     PIN_FLD_CURRENT_TOTAL     DECIMAL [0] -125.37
1     PIN_FLD_CREDIT_FLOOR     DECIMAL [0] NULL
1     PIN_FLD_CREDIT_LIMIT     DECIMAL [0] 0
1     PIN_FLD_CREDIT_THRESHOLDS INT [0] 0
1     PIN_FLD_CREDIT_THRESHOLDS_FIXED STR [0] ""

```

**Operation: send is PCM\_OP\_READ\_FLDS (4)**

```

Flags = 0
0 PIN_FLD_POID          POID [0] 0.0.0.1 /account 114343 0
0 PIN_FLD_CURRENCY      INT [0] 0
0 PIN_FLD_STATUS        ENUM [0] 0
0 PIN_FLD_CLOSE_WHEN_T TSTAMP [0] (0) <null>
0 PIN_FLD_MOD_T         TSTAMP [0] (0) <null>
0 PIN_FLD_LAST_STATUS_T TSTAMP [0] (0) <null>

```

**Result: received for operation PCM\_OP\_READ\_FLDS (4)**

```

0 PIN_FLD_POID          POID [0] 0.0.0.1 /account 114343 46
0 PIN_FLD_CURRENCY      INT [0] 978
0 PIN_FLD_STATUS        ENUM [0] 10100
0 PIN_FLD_CLOSE_WHEN_T TSTAMP [0] (0) <null>
0 PIN_FLD_MOD_T         TSTAMP [0] (1363075261) Tue Mar 12 08:01:01 2013
0 PIN_FLD_LAST_STATUS_T TSTAMP [0] (1363072273) Tue Mar 12 07:11:13 2013

```

## **SMS call info and SMS account balances**

### **SMS call info and SMS account balances flow**

Here is an example message flow that illustrates the message sequence that occurs for a voice call with the SMS Call Info and SMS Account Balance feature nodes.

Voice call, caller hang-up, post-call call info and balance info SMS



### SMS call info and SMS account balances scenario

This scenario describes the sequence of messages that occurs after a voice call when the SMS Call Info feature node is used to send the cost of the session to the caller and the SMS Account Balances feature node is used to send the balances of a BRM account to the caller.

Step	Action
1	<ul style="list-style-type: none"> <li>The subscriber, Party A, makes a voice call.</li> <li>The MSC sends an InitialDP operation to the SLC.</li> </ul>
2	<ul style="list-style-type: none"> <li>The slee_acs process on the SLC receives the InitialDP and passes it to the CCS service loader.</li> <li>The CCS service loader looks up the subscriber and wallet in the SCP database on the SLC and determines that the wallet information is on the BRM domain. It also determines the control plan to run.</li> <li>The slee_acs process runs the control plan.</li> <li>The slee_acs process reaches a Universal Attempt Terminate with Billing (UATB) feature node in the control plan and invokes an InitialTimeReservation action on the BCD actions library.</li> <li>The BCD actions library creates an event (BcdSleeEvent) to invoke a PCM_OP_TCF_AAA_AUTHORIZE operation and sends the event to the BCD Client that is the least busy.</li> <li>The BCD Client finds a free connection on the least busy Connection Manager.</li> <li>The BCD Client invokes the PCM_OP_TCF_AAA_AUTHORIZE opcode and starts a timer for the configured value for this type of operation.</li> </ul>
3	<ul style="list-style-type: none"> <li>BRM responds to the operation and authorizes 50 seconds of time to be used.</li> <li>The BCD Client receives the BRM output flist from PCM_OP_TCF_AAA_AUTHORIZE and packages it in a BcdSleeEvent and sends it to slee_acs. It also marks the BRM connection as available and cancels the operation timer.</li> <li>The BCD actions library takes the output flist and translates it into the response to the InitialTimerReservation action.</li> </ul>
4	<ul style="list-style-type: none"> <li>The slee_acs process sends a RequestReportBCSMEEvent operation, a Connect or a Continue operation, and an ApplyCharging operation. The ApplyCharging operation allows 45 seconds of call time (50 seconds minus the 5 second buffer previously defined).</li> <li>The MSC connects the call to party B.</li> <li>Party B answers the call.</li> </ul>
5	<ul style="list-style-type: none"> <li>After 45 seconds, the MSC sends ApplyChargingReport(callActive=true, 45 seconds) to slee_acs.</li> </ul>
6	<ul style="list-style-type: none"> <li>The slee_acs invokes an ExtendTimeReservation action on the BCD actions library.</li> <li>The BCD actions library constructs an event (BcdSleeEvent) and invokes a PCM_OP_TCF_AAA_UPDATE_AND_REAUTHORIZE opcode and sends the event to the least busy BCD Client.</li> <li>The BCD Client finds a free connection on the least busy connection manager.</li> <li>The BCD Client sends the PCM_OP_TCF_AAA_UPDATE_AND_REAUTHORIZE opcode and sets the timer to the configured value for this type of operation.</li> </ul>
7	<ul style="list-style-type: none"> <li>BRM responds by indicating that the caller can use 50 more seconds.</li> <li>The BCD Client sends the output flist from the operation to slee_acs in an event (BcdSleeEvent). It also marks the BRM connection as available and cancels the operation timer.</li> <li>The BCD actions library translates the output flist to the response of the ExtendTimeReservation action.</li> </ul>

Step	Action
8	<ul style="list-style-type: none"> <li>The slee_acs sends an ApplyCharging(45 seconds) operation to the MSC.</li> <li>After 18 more seconds, party A hangs up.</li> </ul>
9	<ul style="list-style-type: none"> <li>MSC sends an ApplyChargingReport(callActive=false, 63 seconds) and an EventReportBCSM(Disconnect) to slee_acs.</li> </ul>
10	<ul style="list-style-type: none"> <li>The slee_acs invokes a ConfirmTimeReservation action on the BCD actions library.</li> <li>The BCD actions library constructs an event (BcdSleeEvent) and invokes a PCM_OP_TCF_AAA_STOP_ACCOUNTING operation to indicate that 63 seconds of total talk time were used and sends it to the least busy Billing Client.</li> <li>The BCD Client finds a free connection on the least busy connection manager.</li> <li>The BCD Client calls the PCM_OP_SEND() function to invoke a PCM_OP_TCF_AAA_STOP_ACCOUNTING operation and sets a timer to the configured value for this type of operation.</li> </ul>
11	<ul style="list-style-type: none"> <li>BRM responds by indicating that 63 seconds of talk time has been deducted from the account.</li> <li>The BCD Client sends the output flist from the operation and to slee_acs packaged in an event (BcdSleeEvent). It also marks the BRM connection as available and cancels the operation timer.</li> <li>The BCD actions library translates the output flist into the response of the ConfirmTimeReservation action. It also stores the charge information in a call context for possible later use.</li> </ul>
12	<ul style="list-style-type: none"> <li>The slee_acs process reaches an SMS Call Info feature node.</li> <li>The SMS Call Info feature node invokes the GetChargeDetails action on the BCD actions library</li> <li>The BCD actions library returns the charge information stored previously.</li> <li>The slee_acs process constructs an MMX GenericMessage containing the charge information and sends it to xmsTrigger.</li> </ul>
13	<ul style="list-style-type: none"> <li>MSC sends an SMS containing the charge information to the caller.</li> <li>The slee_acs process takes the success branch of the SMS Call Info feature node.</li> <li>The slee_acs process reaches an SMS Account Balances Balances feature node.</li> <li>The SMS Account Balances Balances feature node invokes a GetWallet action on the FOX actions library. This does a lookup in the SCP database on the SLC and returns. (The FOX actions library is used because FOX is used for the subscriber domain and GetWallet is a subscriber domain action.)</li> <li>The SMS Account Balances Balances feature node invokes a WalletInfo action on the BCD actions library.</li> <li>The BCD actions library constructs a BcdSleeEvent for the invoke of a PCM_OP_TCF_AAA_QUERY_BALANCE operation and sends it to the least busy BCD Client.</li> <li>The BCD Client invokes the PCM_OP_TCF_AAA_QUERY_BALANCE operation and sets a timer to the configured value for this type of operation.</li> </ul>
14	<ul style="list-style-type: none"> <li>BRM responds to the operation.</li> <li>The BCD Client receives the output flist and sends it in a BcdSleeEvent object to the slee_acs process. It also marks the BRM connection as free for reuse and cancels the operation timer.</li> <li>The BCD actions library translates the output flist into the response of the WalletInfo action.</li> </ul>
15	<ul style="list-style-type: none"> <li>PCM_OP_READ_FLDS(Retrieve Account Details)</li> </ul>
16	<ul style="list-style-type: none"> <li>PCM_OP_READ_FLDS response</li> </ul>

Step	Action
17	<ul style="list-style-type: none"> <li>The SMS Account Balances Balances feature node constructs an MMX GenericMessage object containing th balances information and sends it to xmsTrigger.</li> </ul>
18	<ul style="list-style-type: none"> <li>xmsTrigger sends an MTForwardSM operation to the MSC, containing balances information.</li> </ul>
19	<ul style="list-style-type: none"> <li>The MSC sends an SMS containing the balances information to the caller.</li> <li>The slee_acs process takes the success branch of the SMS Account Balances feature node and reaches an end node.</li> </ul>

If the `suppressAAAMessages` parameter is set to `true`, then the call flow is as follows:

Action	Description
1	<ul style="list-style-type: none"> <li>The subscriber makes a voice call.</li> <li>The MSC sends an InitialDP operation to the SLC.</li> </ul>
2	<ul style="list-style-type: none"> <li>The slee_acs process on the SLC receives the InitialDP and passes it to the CCS service loader.</li> <li>The CCS service loader searches for the subscriber and wallet in the SCP database on the SLC and determines that the wallet information is on the BRM domain. It also determines the control plan to run.</li> <li>The slee_acs process runs the control plan.</li> <li>The slee_acs process reaches an SMS Account Balances feature node.</li> <li>The SMS Account Balances feature node invokes a GetWallet action on the FOX actions library. The action searches in the SCP database on the SLC and returns. (The FOX actions library is used because FOX is used for the subscriber domain and GetWallet is a subscriber domain action.)</li> <li>The SMS Account Balances feature node invokes a WalletInfo action on the BCD actions library.</li> </ul>
3.	<ul style="list-style-type: none"> <li>BRM Connection Manager responds to the operation indicating that the account has been successfully recharged.</li> <li>The BRM Connection Manager sends the output flist from the operation in an event (BcdSleeEvent) to slee_acs. It also marks the BRM connection as free and cancels the operation timer.</li> </ul>
4.	<ul style="list-style-type: none"> <li>The BCD actions library constructs a BcdSleeEvent to invoke PCM_OP_BAL_GET_ECE_BALANCE operation and sends it to the least busy BCD Client.</li> <li>The BCD Client invokes the PCM_OP_BAL_GET_ECE_BALANCE operation and sets a timer to the configured value for this type of operation.</li> </ul>
5.	<ul style="list-style-type: none"> <li>BRM responds to the operation.</li> <li>The BCD Client receives the output flist and sends it in a BcdSleeEvent object to the slee_acs process. It also marks the BRM connection as free for reuse and cancels the operation timer.</li> <li>The BCD actions library translates the output flist into the response of the WalletInfo action.</li> </ul>
6.	<ul style="list-style-type: none"> <li>PCM_OP_READ_FLDS(Retrieve Account Details).</li> </ul>
7.	<ul style="list-style-type: none"> <li>PCM_OP_READ_FLDS response.</li> </ul>
8.	<ul style="list-style-type: none"> <li>The SMS Account Balances feature node constructs an MMX GenericMessage object containing balances information and sends it to xmsTrigger.</li> </ul>
9.	<ul style="list-style-type: none"> <li>xmsTrigger sends an MTForwardSM operation to the MSC, containing balances information.</li> </ul>

Action	Description
10.	<ul style="list-style-type: none"> <li>The MSC sends an SMS containing the balances information to the caller.</li> <li>The slee_acs process takes the success branch of the SMS Account Balances feature node and reaches an end node.</li> </ul>

### Messages: SMS call info and SMS account balances

The following messages include operations sent to BRM and results returned by BRM for a voice call that is followed by the SMS Call Info feature node sending the cost of the call and SMS Account Balances feature node sending the account balance. The general message format is: nesting level (0; 1, or 2); field; data type; value.

#### Operation: send PCM\_OP\_TCF\_AAA\_QUERY\_BALANCE (4104)

```

Flags = 0
0 PIN_FLD_POID          POID [0] 0.0.0.1 /service/telco/gsm/telephony -1 0
0 PIN_FLD_PROGRAM_NAME STR [0] "NCC_BCD_Client"
0 PIN_FLD_OBJ_TYPE      STR [0] "gsm/ncc"
0 PIN_FLD_EXTENDED_INFO SUBSTRUCT [0] allocated 20, used 2
1   PIN_FLD_GSM_INFO    SUBSTRUCT [0] allocated 20, used 3
2     PIN_FLD_DIRECTION ENUM [0] 0
2     PIN_FLD_CELL_ID   STR [0] "000c"
2     PIN_FLD_LOC_AREA_CODE STR [0] "064001000f"
1   10000              SUBSTRUCT [0] allocated 20, used 2
2     10001            STR [0] "Present"
2     PIN_FLD_LOCATION STR [0] "004085752159"
0 PIN_FLD_MSID         STR [0] "004085752159"
0 PIN_FLD_FLAGS        INT [0] 4

```

#### Result: received for operation PCM\_OP\_TCF\_AAA\_QUERY\_BALANCE (4104)

```

0 PIN_FLD_POID          POID [0] 0.0.0.1 /balance_group 114087 1073
0 PIN_FLD_ACCOUNT_OBJ  POID [0] 0.0.0.1 /account 114343 0
0 PIN_FLD_BILLINFO_OBJ POID [0] 0.0.0.1 /billinfo 111015 0
0 PIN_FLD_EFFECTIVE_T  TSTAMP [0] (1362359921) Mon Mar 04 01:18:41 2013
0 PIN_FLD_BALANCES     ARRAY [978] allocated 20, used 10
1   PIN_FLD_RESERVED_AMOUNT DECIMAL [0] 0
1   PIN_FLD_NEXT_BAL       DECIMAL [0] 0
1   PIN_FLD_CONSUMPTION_RULE ENUM [0] 0
1   PIN_FLD_CURRENT_BAL    DECIMAL [0] -3
1   PIN_FLD_SUB_BALANCES  ARRAY [0] allocated 20, used 12
2     PIN_FLD_CONTRIBUTOR_STR STR [0] ""
2     PIN_FLD_VALID_TO       TSTAMP [0] (0) <null>
2     PIN_FLD_VALID_TO_DETAILS INT [0] 0
2     PIN_FLD_VALID_FROM     TSTAMP [0] (1362297600) Sun Mar 03 08:00:00 2013
2     PIN_FLD_VALID_FROM_DETAILS INT [0] 0
2     PIN_FLD_CURRENT_BAL    DECIMAL [0] -3
2     PIN_FLD_NEXT_BAL       DECIMAL [0] 0
2     PIN_FLD_DELAYED_BAL    DECIMAL [0] 0
2     PIN_FLD_ROLLOVER_DATA  INT [0] 0
2     PIN_FLD_GRANTOR_OBJ    POID [0] 0.0.0.1 /purchased_product 112231 0
2     PIN_FLD_STATUS         ENUM [0] 1
2     PIN_FLD_FLAGS          INT [0] 2
1     PIN_FLD_CURRENT_TOTAL DECIMAL [0] -3
1     PIN_FLD_CREDIT_FLOOR DECIMAL [0] NULL
1     PIN_FLD_CREDIT_LIMIT DECIMAL [0] 0
1     PIN_FLD_CREDIT_THRESHOLDS INT [0] 0
1     PIN_FLD_CREDIT_THRESHOLDS_FIXED STR [0] ""
0 PIN_FLD_REALTIME_CNTR INT [0] 4
0 PIN_FLD_BALANCES     ARRAY [1000011] allocated 20, used 10
1   PIN_FLD_RESERVED_AMOUNT DECIMAL [0] 0
1   PIN_FLD_NEXT_BAL       DECIMAL [0] 0
1   PIN_FLD_CONSUMPTION_RULE ENUM [0] 0
1   PIN_FLD_CURRENT_BAL    DECIMAL [0] 6
1   PIN_FLD_SUB_BALANCES  ARRAY [4] allocated 20, used 12

```

```

2     PIN_FLD_CONTRIBUTOR_STR    STR [0] ""
2     PIN_FLD_VALID_TO          TSTAMP [0] (0) <null>
2     PIN_FLD_VALID_TO_DETAILS  INT [0] 0
2     PIN_FLD_VALID_FROM        TSTAMP [0] (1362528348) Wed Mar 06 00:05:48 2013
2     PIN_FLD_VALID_FROM_DETAILS INT [0] 0
2     PIN_FLD_CURRENT_BAL       DECIMAL [0] 6
2     PIN_FLD_NEXT_BAL          DECIMAL [0] 0
2     PIN_FLD_DELAYED_BAL       DECIMAL [0] 0
2     PIN_FLD_ROLLOVER_DATA     INT [0] 0
2     PIN_FLD_GRANTOR_OBJ       POID [0] 0.0.0.0 0 0
2     PIN_FLD_STATUS            ENUM [0] 1
2     PIN_FLD_FLAGS             INT [0] 2
1     PIN_FLD_CURRENT_TOTAL     DECIMAL [0] 6
1     PIN_FLD_CREDIT_FLOOR     DECIMAL [0] NULL
1     PIN_FLD_CREDIT_LIMIT     DECIMAL [0] 0
1     PIN_FLD_CREDIT_THRESHOLDS INT [0] 0
1     PIN_FLD_CREDIT_THRESHOLDS_FIXED STR [0] ""
0 PIN_FLD_BALANCES             ARRAY [1000076] allocated 20, used 10
1     PIN_FLD_RESERVED_AMOUNT  DECIMAL [0] 0
1     PIN_FLD_NEXT_BAL         DECIMAL [0] 0
1     PIN_FLD_CONSUMPTION_RULE  ENUM [0] 0
1     PIN_FLD_CURRENT_BAL       DECIMAL [0] -125.37
1     PIN_FLD_SUB_BALANCES     ARRAY [2] allocated 20, used 12
2     PIN_FLD_CONTRIBUTOR_STR    STR [0] ""
2     PIN_FLD_VALID_TO          TSTAMP [0] (1363939853) Fri Mar 22 08:10:53 2013
2     PIN_FLD_VALID_TO_DETAILS  INT [0] 0
2     PIN_FLD_VALID_FROM        TSTAMP [0] (1362297600) Sun Mar 03 08:00:00 2013
2     PIN_FLD_VALID_FROM_DETAILS INT [0] 0
2     PIN_FLD_CURRENT_BAL       DECIMAL [0] -125.37
2     PIN_FLD_NEXT_BAL         DECIMAL [0] 0
2     PIN_FLD_DELAYED_BAL       DECIMAL [0] 0
2     PIN_FLD_ROLLOVER_DATA     INT [0] 0
2     PIN_FLD_GRANTOR_OBJ       POID [0] 0.0.0.0 0 0
2     PIN_FLD_STATUS            ENUM [0] 1
2     PIN_FLD_FLAGS             INT [0] 2
1     PIN_FLD_CURRENT_TOTAL     DECIMAL [0] -125.37
1     PIN_FLD_CREDIT_FLOOR     DECIMAL [0] NULL
1     PIN_FLD_CREDIT_LIMIT     DECIMAL [0] 0
1     PIN_FLD_CREDIT_THRESHOLDS INT [0] 0
1     PIN_FLD_CREDIT_THRESHOLDS_FIXED STR [0] ""

```

**Operation: send PCM\_OP\_READ\_FLDS (4)**

```

Flags = 0
0 PIN_FLD_POID                POID [0] 0.0.0.1 /account 114343 0
0 PIN_FLD_CURRENCY            INT [0] 0
0 PIN_FLD_STATUS              ENUM [0] 0
0 PIN_FLD_CLOSE_WHEN_T        TSTAMP [0] (0) <null>
0 PIN_FLD_MOD_T               TSTAMP [0] (0) <null>
0 PIN_FLD_LAST_STATUS_T       TSTAMP [0] (0) <null>

```

**Result: received for operation PCM\_OP\_READ\_FLDS (4)**

```

0 PIN_FLD_POID                POID [0] 0.0.0.1 /account 114343 46
0 PIN_FLD_CURRENCY            INT [0] 978
0 PIN_FLD_STATUS              ENUM [0] 10100
0 PIN_FLD_CLOSE_WHEN_T        TSTAMP [0] (0) <null>
0 PIN_FLD_MOD_T               TSTAMP [0] (1363075261) Tue Mar 12 08:01:01 2013
0 PIN_FLD_LAST_STATUS_T       TSTAMP [0] (1363072273) Tue Mar 12 07:11:13 2013

```

**Operation: Send PCM\_OP\_TCF\_AAA\_AUTHORIZE (4002)**

```

Flags = 0
0 PIN_FLD_POID                POID [0] 0.0.0.1 /service/telco/gsm/telephony -1 0
0 PIN_FLD_PROGRAM_NAME        STR [0] "NCC_BCD_Client"
0 PIN_FLD_SESSION_ID          INT [0] 0
0 PIN_FLD_AUTHORIZATION_ID     STR [0] "brmClient-myoracle-2013-3-12-6_session_1458363_0"
0 PIN_FLD_OBJ_TYPE             STR [0] "gsm/ncc"
0 PIN_FLD_CALLING_NUMBER       STR [0] "004085752159"
0 PIN_FLD_CALLED_NUMBER        STR [0] "55587390000"
0 PIN_FLD_EXTENDED_INFO        SUBSTRUCT [0] allocated 20, used 2
1     PIN_FLD_GSM_INFO          SUBSTRUCT [0] allocated 20, used 3

```



```

2      PIN_FLD_DIRECTION      ENUM [0] 0
2      PIN_FLD_CELL_ID        STR [0] "000c"
2      PIN_FLD_LOC_AREA_CODE  STR [0] "064001000f"
1      10000                  SUBSTRUCT [0] allocated 20, used 2
2      10001                  STR [0] "Present"
2      PIN_FLD_LOCATION       STR [0] "004085752159"
0 PIN_FLD_MSID               STR [0] "004085752159"
0 PIN_FLD_REQ_MODE          ENUM [0] 2

```

**Result: received for operation PCM\_OP\_TCF\_AAA\_AUTHORIZE (4002)**

```

0 PIN_FLD_POID               POID [0] 0.0.0.1 /active_session/telco/gsm/ncc 188130 0
0 PIN_FLD_EXPIRATION_T      TSTAMP [0] (1363899127) Thu Mar 21 20:52:07 2013
0 PIN_FLD_QUANTITY          DECIMAL [0] 50
0 PIN_FLD_SERVICE_OBJ       POID [0] 0.0.0.1 /service/telco/gsm/telephony 112551 21
0 PIN_FLD_RESERVATION_OBJ   POID [0] 0.0.0.1 /reservation 184802 0
0 PIN_FLD_BAL_GRP_OBJ       POID [0] 0.0.0.1 /balance_group 114087 1073
0 PIN_FLD_BALANCES          ARRAY [978] allocated 20, used 2
1      PIN_FLD_AMOUNT         DECIMAL [0] 0.500
1      PIN_FLD_AVAILABLE_RESOURCE_LIMIT DECIMAL [0] 2.500
0 PIN_FLD_RESULT            ENUM [0] 1
0 PIN_FLD_RATING_STATUS     ENUM [0] 0
0 PIN_FLD_AUTHORIZATION_ID  STR [0] "brmClient-myoracle-2013-3-12-6_session_1458363_0"
0 PIN_FLD_ACCOUNT_OBJ       POID [0] 0.0.0.1 /account 114343 0

```

**Operation: Send PCM\_OP\_TCF\_AAA\_UPDATE\_AND\_REAUTHORIZE (4026)**

```

Flags = 0
0 PIN_FLD_POID               POID [0] 0.0.0.1 /service/telco/gsm/telephony -1 0
0 PIN_FLD_PROGRAM_NAME      STR [0] "NCC_BCD_Client"
0 PIN_FLD_SESSION_ID        INT [0] 1
0 PIN_FLD_AUTHORIZATION_ID  STR [0] "brmClient-myoracle-2013-3-12-6_session_1458363_0"
0 PIN_FLD_OBJ_TYPE          STR [0] "gsm/ncc"
0 PIN_FLD_CALLING_NUMBER    STR [0] "004085752159"
0 PIN_FLD_CALLED_NUMBER     STR [0] "55587390000"
0 PIN_FLD_EXTENDED_INFO     SUBSTRUCT [0] allocated 20, used 2
1      PIN_FLD_GSM_INFO       SUBSTRUCT [0] allocated 20, used 3
2      PIN_FLD_DIRECTION      ENUM [0] 0
2      PIN_FLD_CELL_ID        STR [0] "000c"
2      PIN_FLD_LOC_AREA_CODE  STR [0] "064001000f"
1      10000                  SUBSTRUCT [0] allocated 20, used 2
2      10001                  STR [0] "Present"
2      PIN_FLD_LOCATION       STR [0] "004085752159"
0 PIN_FLD_MSID               STR [0] "004085752159"
0 PIN_FLD_REQ_MODE          ENUM [0] 2
0 PIN_FLD_RATING_MODE       ENUM [0] 1
0 PIN_FLD_QUANTITY          DECIMAL [0] 45.0000000000000000

```

**Result: received for operation PCM\_OP\_TCF\_AAA\_UPDATE\_AND\_REAUTHORIZE (4026)**

```

0 PIN_FLD_POID               POID [0] 0.0.0.1 /active_session/telco/gsm/ncc 188130 1
0 PIN_FLD_EXPIRATION_T      TSTAMP [0] (1363899128) Thu Mar 21 20:52:08 2013
0 PIN_FLD_QUANTITY          DECIMAL [0] 50.0000000000000000
0 PIN_FLD_RESERVATION_OBJ   POID [0] 0.0.0.1 /reservation 184802 0
0 PIN_FLD_BAL_GRP_OBJ       POID [0] 0.0.0.1 /balance_group 114087 1074
0 PIN_FLD_BALANCES          ARRAY [978] allocated 20, used 2
1      PIN_FLD_AMOUNT         DECIMAL [0] 0.950
1      PIN_FLD_AVAILABLE_RESOURCE_LIMIT DECIMAL [0] 2.050
0 PIN_FLD_RESULT            ENUM [0] 1
0 PIN_FLD_RATING_STATUS     ENUM [0] 0
0 PIN_FLD_AUTHORIZATION_ID  STR [0] "brmClient-myoracle-2013-3-12-6_session_1458363_0"

```

**Operation: send PCM\_OP\_TCF\_AAA\_UPDATE\_AND\_REAUTHORIZE (4026)**

```

Flags = 0
0 PIN_FLD_POID               POID [0] 0.0.0.1 /service/telco/gsm/telephony -1 0
0 PIN_FLD_PROGRAM_NAME      STR [0] "NCC_BCD_Client"
0 PIN_FLD_SESSION_ID        INT [0] 2
0 PIN_FLD_AUTHORIZATION_ID  STR [0] "brmClient-myoracle-2013-3-12-6_session_1458363_0"
0 PIN_FLD_OBJ_TYPE          STR [0] "gsm/ncc"
0 PIN_FLD_CALLING_NUMBER    STR [0] "004085752159"

```

## Chapter 7

```
0 PIN_FLD_CALLED_NUMBER      STR [0] "55587390000"
0 PIN_FLD_EXTENDED_INFO     SUBSTRUCT [0] allocated 20, used 2
1   PIN_FLD_GSM_INFO        SUBSTRUCT [0] allocated 20, used 3
2     PIN_FLD_DIRECTION     ENUM [0] 0
2     PIN_FLD_CELL_ID       STR [0] "000c"
2     PIN_FLD_LOC_AREA_CODE STR [0] "064001000f"
1   10000                   SUBSTRUCT [0] allocated 20, used 2
2     10001                 STR [0] "Present"
2     PIN_FLD_LOCATION      STR [0] "004085752159"
0 PIN_FLD_MSID              STR [0] "004085752159"
0 PIN_FLD_REQ_MODE          ENUM [0] 2
0 PIN_FLD_RATING_MODE       ENUM [0] 1
0 PIN_FLD_QUANTITY          DECIMAL [0] 24.000000000000000
```

### Result: received for operation PCM\_OP\_TCF\_AAA\_UPDATE\_AND\_REAUTHORIZE (4026)

```
0 PIN_FLD_POID              POID [0] 0.0.0.1 /active_session/telco/gsm/ncc 188130 2
0 PIN_FLD_EXPIRATION_T      TSTAMP [0] (1363899130) Thu Mar 21 20:52:10 2013
0 PIN_FLD_QUANTITY          DECIMAL [0] 50.000000000000000
0 PIN_FLD_RESERVATION_OBJ   POID [0] 0.0.0.1 /reservation 184802 1
0 PIN_FLD_BAL_GRP_OBJ      POID [0] 0.0.0.1 /balance_group 114087 1075
0 PIN_FLD_BALANCES         ARRAY [978] allocated 20, used 2
1   PIN_FLD_AMOUNT          DECIMAL [0] 1.190
1   PIN_FLD_AVAILABLE_RESOURCE_LIMIT DECIMAL [0] 1.810
0 PIN_FLD_RESULT           ENUM [0] 1
0 PIN_FLD_RATING_STATUS    ENUM [0] 0
0 PIN_FLD_AUTHORIZATION_ID STR [0] "brmClient-myoracle-2013-3-12-6_session_1458363_0"
```

### Operation: Send PCM\_OP\_TCF\_AAA\_STOP\_ACCOUNTING (4007)

Flags = 0

```
0 PIN_FLD_POID              POID [0] 0.0.0.1 /service/telco/gsm/telephony -1 0
0 PIN_FLD_PROGRAM_NAME     STR [0] "NCC_BCD_Client"
0 PIN_FLD_SESSION_ID       INT [0] 3
0 PIN_FLD_AUTHORIZATION_ID STR [0] "brmClient-myoracle-2013-3-12-6_session_1458363_0"
0 PIN_FLD_OBJ_TYPE         STR [0] "gsm/ncc"
0 PIN_FLD_CALLING_NUMBER   STR [0] "004085752159"
0 PIN_FLD_CALLED_NUMBER    STR [0] "55587390000"
0 PIN_FLD_EXTENDED_INFO     SUBSTRUCT [0] allocated 20, used 2
1   PIN_FLD_GSM_INFO        SUBSTRUCT [0] allocated 20, used 3
2     PIN_FLD_DIRECTION     ENUM [0] 0
2     PIN_FLD_CELL_ID       STR [0] "000c"
2     PIN_FLD_LOC_AREA_CODE STR [0] "064001000f"
1   10000                   SUBSTRUCT [0] allocated 20, used 3
2     10001                 STR [0] "Present"
2     PIN_FLD_LOCATION      STR [0] "004085752159"
2     10007                 STR [0] "55587390000"
0 PIN_FLD_MSID              STR [0] "004085752159"
0 PIN_FLD_REQ_MODE          ENUM [0] 2
0 PIN_FLD_QUANTITY          DECIMAL [0] 0.000000000000000
```

### Result: received for operation PCM\_OP\_TCF\_AAA\_STOP\_ACCOUNTING (4007)

```
0 PIN_FLD_POID              POID [0] 0.0.0.1 /event/session/telco/gsm/ncc 277675064525244755 0
0 PIN_FLD_AUTHORIZATION_ID STR [0] "brmClient-myoracle-2013-3-12-6_session_1458363_0"
0 PIN_FLD_ACCOUNT_OBJ      POID [0] 0.0.0.1 /account 114343 0
0 PIN_FLD_SERVICE_OBJ      POID [0] 0.0.0.1 /service/telco/gsm/telephony 112551 21
0 PIN_FLD_RATING_STATUS    ENUM [0] 0
0 PIN_FLD_BALANCES         ARRAY [978] allocated 20, used 2
1   PIN_FLD_AMOUNT          DECIMAL [0] 0.690
1   PIN_FLD_AVAILABLE_RESOURCE_LIMIT DECIMAL [0] 2.310
```

### Operation: Send PCM\_OP\_TCF\_AAA\_QUERY\_BALANCE (4104)

Flags = 0

```
0 PIN_FLD_POID              POID [0] 0.0.0.1 /service/telco/gsm/telephony -1 0
0 PIN_FLD_PROGRAM_NAME     STR [0] "NCC_BCD_Client"
0 PIN_FLD_OBJ_TYPE         STR [0] "gsm/ncc"
0 PIN_FLD_CALLING_NUMBER   STR [0] "004085752159"
0 PIN_FLD_CALLED_NUMBER    STR [0] "55587390000"
0 PIN_FLD_EXTENDED_INFO     SUBSTRUCT [0] allocated 20, used 2
1   PIN_FLD_GSM_INFO        SUBSTRUCT [0] allocated 20, used 3
2     PIN_FLD_DIRECTION     ENUM [0] 0
```

```

2      PIN_FLD_CELL_ID          STR [0] "000c"
2      PIN_FLD_LOC_AREA_CODE    STR [0] "064001000f"
1 10000      SUBSTRUCT [0] allocated 20, used 3
2      10001                    STR [0] "Present"
2      PIN_FLD_LOCATION         STR [0] "004085752159"
2      10007                    STR [0] "55587390000"
0 PIN_FLD_MSID                 STR [0] "004085752159"
0 PIN_FLD_FLAGS                INT [0] 4

```

**Result: received for operation PCM\_OP\_TCF\_AAA\_QUERY\_BALANCE (4104)**

```

0 PIN_FLD_POID                 POID [0] 0.0.0.1 /balance_group 114087 1078
0 PIN_FLD_ACCOUNT_OBJ         POID [0] 0.0.0.1 /account 114343 0
0 PIN_FLD_BILLINFO_OBJ        POID [0] 0.0.0.1 /billinfo 111015 0
0 PIN_FLD_EFFECTIVE_T         TSTAMP [0] (1362359921) Mon Mar 04 01:18:41 2013
0 PIN_FLD_BALANCES            ARRAY [978] allocated 20, used 10
1      PIN_FLD_RESERVED_AMOUNT DECIMAL [0] 0
1      PIN_FLD_NEXT_BAL        DECIMAL [0] 0
1      PIN_FLD_CONSUMPTION_RULE ENUM [0] 0
1      PIN_FLD_CURRENT_BAL     DECIMAL [0] -2.31
1      PIN_FLD_SUB_BALANCES    ARRAY [0] allocated 20, used 12
2      PIN_FLD_CONTRIBUTOR_STR STR [0] ""
2      PIN_FLD_VALID_TO        TSTAMP [0] (0) <null>
2      PIN_FLD_VALID_TO_DETAILS INT [0] 0
2      PIN_FLD_VALID_FROM      TSTAMP [0] (1362297600) Sun Mar 03 08:00:00 2013
2      PIN_FLD_VALID_FROM_DETAILS INT [0] 0
2      PIN_FLD_CURRENT_BAL     DECIMAL [0] -2.31
2      PIN_FLD_NEXT_BAL        DECIMAL [0] 0
2      PIN_FLD_DELAYED_BAL     DECIMAL [0] 0
2      PIN_FLD_ROLLOVER_DATA   INT [0] 0
2      PIN_FLD_GRANTOR_OBJ      POID [0] 0.0.0.1 /purchased_product 112231 0
2      PIN_FLD_STATUS           ENUM [0] 1
2      PIN_FLD_FLAGS           INT [0] 2
1      PIN_FLD_CURRENT_TOTAL   DECIMAL [0] -2.31
1      PIN_FLD_CREDIT_FLOOR    DECIMAL [0] NULL
1      PIN_FLD_CREDIT_LIMIT    DECIMAL [0] 0
1      PIN_FLD_CREDIT_THRESHOLDS INT [0] 0
1      PIN_FLD_CREDIT_THRESHOLDS_FIXED STR [0] ""
0 PIN_FLD_REALTIME_CNTR      INT [0] 4
0 PIN_FLD_BALANCES            ARRAY [1000011] allocated 20, used 10
1      PIN_FLD_RESERVED_AMOUNT DECIMAL [0] 0
1      PIN_FLD_NEXT_BAL        DECIMAL [0] 0
1      PIN_FLD_CONSUMPTION_RULE ENUM [0] 0
1      PIN_FLD_CURRENT_BAL     DECIMAL [0] 6
1      PIN_FLD_SUB_BALANCES    ARRAY [4] allocated 20, used 12
2      PIN_FLD_CONTRIBUTOR_STR STR [0] ""
2      PIN_FLD_VALID_TO        TSTAMP [0] (0) <null>
2      PIN_FLD_VALID_TO_DETAILS INT [0] 0
2      PIN_FLD_VALID_FROM      TSTAMP [0] (1362528348) Wed Mar 06 00:05:48 2013
2      PIN_FLD_VALID_FROM_DETAILS INT [0] 0
2      PIN_FLD_CURRENT_BAL     DECIMAL [0] 6
2      PIN_FLD_NEXT_BAL        DECIMAL [0] 0
2      PIN_FLD_DELAYED_BAL     DECIMAL [0] 0
2      PIN_FLD_ROLLOVER_DATA   INT [0] 0
2      PIN_FLD_GRANTOR_OBJ      POID [0] 0.0.0.0 0 0
2      PIN_FLD_STATUS           ENUM [0] 1
2      PIN_FLD_FLAGS           INT [0] 2
1      PIN_FLD_CURRENT_TOTAL   DECIMAL [0] 6
1      PIN_FLD_CREDIT_FLOOR    DECIMAL [0] NULL
1      PIN_FLD_CREDIT_LIMIT    DECIMAL [0] 0
1      PIN_FLD_CREDIT_THRESHOLDS INT [0] 0
1      PIN_FLD_CREDIT_THRESHOLDS_FIXED STR [0] ""
0 PIN_FLD_BALANCES            ARRAY [1000076] allocated 20, used 10
1      PIN_FLD_RESERVED_AMOUNT DECIMAL [0] 0
1      PIN_FLD_NEXT_BAL        DECIMAL [0] 0
1      PIN_FLD_CONSUMPTION_RULE ENUM [0] 0
1      PIN_FLD_CURRENT_BAL     DECIMAL [0] -125.37
1      PIN_FLD_SUB_BALANCES    ARRAY [2] allocated 20, used 12
2      PIN_FLD_CONTRIBUTOR_STR STR [0] ""
2      PIN_FLD_VALID_TO        TSTAMP [0] (1363939853) Fri Mar 22 08:10:53 2013
2      PIN_FLD_VALID_TO_DETAILS INT [0] 0

```

## Chapter 7

```
2 PIN_FLD_VALID_FROM TSTAMP [0] (1362297600) Sun Mar 03 08:00:00 2013
2 PIN_FLD_VALID_FROM_DETAILS INT [0] 0
2 PIN_FLD_CURRENT_BAL DECIMAL [0] -125.37
2 PIN_FLD_NEXT_BAL DECIMAL [0] 0
2 PIN_FLD_DELAYED_BAL DECIMAL [0] 0
2 PIN_FLD_ROLLOVER_DATA INT [0] 0
2 PIN_FLD_GRANTOR_OBJ POID [0] 0.0.0.0 0 0
2 PIN_FLD_STATUS ENUM [0] 1
2 PIN_FLD_FLAGS INT [0] 2
1 PIN_FLD_CURRENT_TOTAL DECIMAL [0] -125.37
1 PIN_FLD_CREDIT_FLOOR DECIMAL [0] NULL
1 PIN_FLD_CREDIT_LIMIT DECIMAL [0] 0
1 PIN_FLD_CREDIT_THRESHOLDS INT [0] 0
1 PIN_FLD_CREDIT_THRESHOLDS_FIXED STR [0] ""
```

### Operation: Send PCM\_OP\_READ\_FLDS (4)

```
Flags = 0
0 PIN_FLD_POID POID [0] 0.0.0.1 /account 114343 0
0 PIN_FLD_CURRENCY INT [0] 0
0 PIN_FLD_STATUS ENUM [0] 0
0 PIN_FLD_CLOSE_WHEN_T TSTAMP [0] (0) <null>
0 PIN_FLD_MOD_T TSTAMP [0] (0) <null>
0 PIN_FLD_LAST_STATUS_T TSTAMP [0] (0) <null>
```

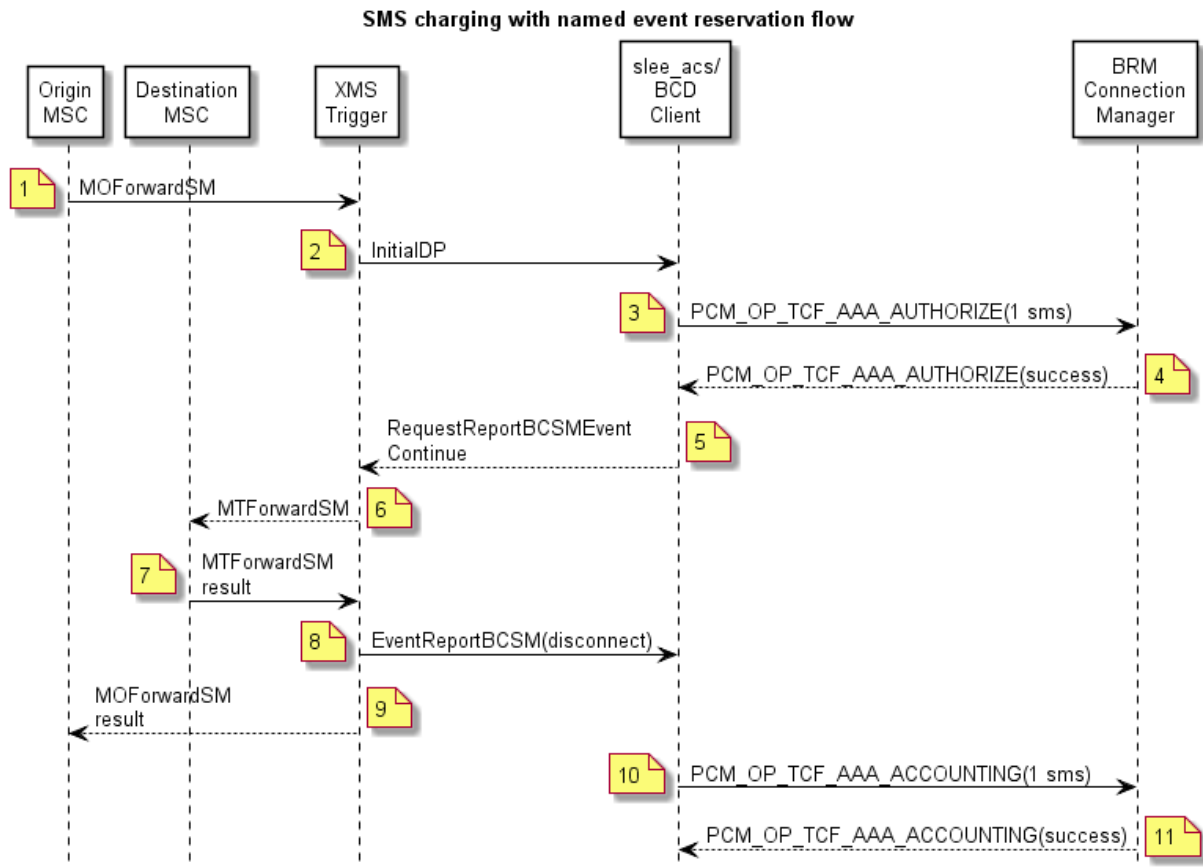
### Result: received for operation PCM\_OP\_READ\_FLDS (4)

```
0 PIN_FLD_POID POID [0] 0.0.0.1 /account 114343 46
0 PIN_FLD_CURRENCY INT [0] 978
0 PIN_FLD_STATUS ENUM [0] 10100
0 PIN_FLD_CLOSE_WHEN_T TSTAMP [0] (0) <null>
0 PIN_FLD_MOD_T TSTAMP [0] (1363075261) Tue Mar 12 08:01:01 2013
0 PIN_FLD_LAST_STATUS_T TSTAMP [0] (1363072273) Tue Mar 12 07:11:13 2013
```

## SMS charging with named event reservation

### SMS charging with named event reservation flow

Here is an example message flow that illustrates the message sequence that occurs for SMS charging with a named event reservation.



### SMS charging with named event reservation scenario

This scenario describes the sequence of messages that occurs when the subscriber sends a short message (SMS) from a GSM phone and a named event reservation is used and BRM is used for charging.

Step	Action
1	<ul style="list-style-type: none"> <li>Subscriber sends an SMS from a GSM phone.</li> <li>MSC sends MOForwardSM to xmsTrigger.</li> </ul>

Step	Action
2	<ul style="list-style-type: none"> <li>• xmsTrigger sends InitialDP to the slee_acs process.</li> <li>• The slee_acs process receives the InitialDP and passes it to the CCS service loader.</li> <li>• The CCS service loader looks up the subscriber and wallet in the SCP database on the SLC and determines that the wallet information is on the BRM domain. It also determines the control plan to run.</li> <li>• The slee_acs process runs the control plan.</li> <li>• The slee_acs process reaches a Named Event feature node specifying Reserve Event, name of event = SMS.</li> <li>• The Named Event feature node invokes the NamedEventReservation action on the BCD actions library.</li> <li>• The BCD actions library constructs a FlistSleeEvent containing PCM_OP_TCF_AAA_AUTHORIZE, with quantity set to 1.</li> <li>• The BCD Client finds a free connection on the least busy connections manager.</li> </ul>
3	<ul style="list-style-type: none"> <li>• The BCD Client invokes the PCM_OP_TCF_AAA_AUTHORIZE operation and sets a timer to the configured value for this type of operation.</li> </ul>
4	<ul style="list-style-type: none"> <li>• BRM responds, indicating that the SMS has been successfully reserved.</li> <li>• The BCD Client receives the output flist and sends it in an event (BcdSleeEvent) to the slee_acs process. It also marks the BRM connection as free for reuse and cancels the operation timer.</li> <li>• The BCD actions library takes the output flist and translates it into the response to the NamedEventReservation action.</li> <li>• The control plan reaches an Attempt Delivery to Pending (ADP) feature node.</li> </ul>
5	<ul style="list-style-type: none"> <li>• The ADP feature node sends RequestReportBCSMEvent, Connect operations to xmsTrigger.</li> </ul>
6	<ul style="list-style-type: none"> <li>• xmsTrigger sends MTFForwardSM to the MSC serving the called subscriber.</li> </ul>
7	<ul style="list-style-type: none"> <li>• MSC successfully delivers SMS to the called subscriber and sends a success result of MTFForwardSM to xmsTrigger.</li> </ul>
8	<ul style="list-style-type: none"> <li>• xmsTrigger sends EventReportBCSM(oDisconnect) to the slee_acs process.</li> </ul>
9	<ul style="list-style-type: none"> <li>• xmsTrigger sends a success result of MOForwardSM to the originating MSC.</li> <li>• The slee_acs process reaches a Named Event feature node specifying ConfirmEvent, name of event = SMS.</li> <li>• The BillableEvent feature node invokes the ConfirmNamedEventReservation action on the BCD actions library.</li> <li>• The BCD actions library constructs an FlistSleeEvent for a PCM_OP_TCF_AAA_ACCOUNTING operation.</li> </ul>
10	<ul style="list-style-type: none"> <li>• The BCD Client invokes the PCM_OP_TCF_AAA_ACCOUNTING operation and sets a timer to the configured value for this type of operation.</li> </ul>
11	<ul style="list-style-type: none"> <li>• BRM responds to the operation, indicating that the SMS has been charged successfully.</li> <li>• The BCD Client receives the operation output flist and sends it in an event (BcdSleeEvent) to the slee_acs process. It also marks the BRM connection as free for reuse and cancels the operation timer.</li> <li>• The BCD actions library translates the output flist into the response to the ConfirmNamedEventReservation action.</li> <li>• The slee_acs process reaches an end node and clears the call context.</li> </ul>

**Messages: SMS charging with named event reservation**

The following messages include operations sent to BRM and results returned by BRM for SMS charging with a named event reservation. The general message format is: nesting level (0; 1, or 2); field; data type; value.

**Operation: send is PCM\_OP\_TCF\_AAA\_AUTHORIZE (4002)**

```

Flags = 0
0 PIN_FLD_POID          POID [0] 0.0.0.1 /service/telco/gsm/sms -1 0
0 PIN_FLD_PROGRAM_NAME  STR [0] "NCC_BCD_Client"
0 PIN_FLD_SESSION_ID    INT [0] 0
0 PIN_FLD_AUTHORIZATION_ID STR [0] "brmClient-myoracle-2013-3-12-6_ne_1393296_0"
0 PIN_FLD_OBJ_TYPE      STR [0] "gsm/ncc"
0 PIN_FLD_CALLING_NUMBER STR [0] "004085752159"
0 PIN_FLD_CALLED_NUMBER  STR [0] "55587390000"
0 PIN_FLD_EXTENDED_INFO SUBSTRUCT [0] allocated 20, used 2
1   PIN_FLD_GSM_INFO     SUBSTRUCT [0] allocated 20, used 3
2     PIN_FLD_DIRECTION  ENUM [0] 0
2     PIN_FLD_CELL_ID    STR [0] "000c"
2     PIN_FLD_LOC_AREA_CODE STR [0] "064001000f"
1   10000                SUBSTRUCT [0] allocated 20, used 3
2     10001              STR [0] "Present"
2     PIN_FLD_LOCATION   STR [0] "004085752159"
2     10002              INT [0] 1
0 PIN_FLD_MSID          STR [0] "004085752159"
0 PIN_FLD_REQ_MODE      ENUM [0] 8

```

**Result: received for operation PCM\_OP\_TCF\_AAA\_AUTHORIZE (4002)**

```

0 PIN_FLD_POID          POID [0] 0.0.0.1 /active_session/telco/gsm/ncc 177146 0
0 PIN_FLD_EXPIRATION_T  TSTAMP [0] (1363158022) Wed Mar 13 07:00:22 2013
0 PIN_FLD_QUANTITY      DECIMAL [0] 1
0 PIN_FLD_SERVICE_OBJ   POID [0] 0.0.0.1 /service/telco/gsm/sms 112359 17
0 PIN_FLD_RESERVATION_OBJ POID [0] 0.0.0.1 /reservation 179194 0
0 PIN_FLD_BAL_GRP_OBJ   POID [0] 0.0.0.1 /balance_group 114087 841
0 PIN_FLD_BALANCES      ARRAY [978] allocated 20, used 2
1   PIN_FLD_AMOUNT       DECIMAL [0] 0.200
1   PIN_FLD_AVAILABLE_RESOURCE_LIMIT DECIMAL [0] 8.400
0 PIN_FLD_RESULT        ENUM [0] 1
0 PIN_FLD_RATING_STATUS ENUM [0] 0
0 PIN_FLD_AUTHORIZATION_ID STR [0] "brmClient-myoracle-2013-3-12-6_ne_1393296_0"
0 PIN_FLD_ACCOUNT_OBJ   POID [0] 0.0.0.1 /account 114343 0

```

**Operation: send is PCM\_OP\_TCF\_AAA\_STOP\_ACCOUNTING (4007)**

```

Flags = 0
0 PIN_FLD_POID          POID [0] 0.0.0.1 /service/telco/gsm/sms -1 0
0 PIN_FLD_PROGRAM_NAME  STR [0] "NCC_BCD_Client"
0 PIN_FLD_SESSION_ID    INT [0] 1
0 PIN_FLD_AUTHORIZATION_ID STR [0] "brmClient-myoracle-2013-3-12-6_ne_1393296_0"
0 PIN_FLD_OBJ_TYPE      STR [0] "gsm/ncc"
0 PIN_FLD_CALLING_NUMBER STR [0] "004085752159"
0 PIN_FLD_CALLED_NUMBER  STR [0] "55587390000"
0 PIN_FLD_EXTENDED_INFO SUBSTRUCT [0] allocated 20, used 2
1   PIN_FLD_GSM_INFO     SUBSTRUCT [0] allocated 20, used 3
2     PIN_FLD_DIRECTION  ENUM [0] 0
2     PIN_FLD_CELL_ID    STR [0] "000c"
2     PIN_FLD_LOC_AREA_CODE STR [0] "064001000f"
1   10000                SUBSTRUCT [0] allocated 20, used 3
2     10001              STR [0] "Present"
2     PIN_FLD_LOCATION   STR [0] "004085752159"
2     10002              INT [0] 1
0 PIN_FLD_MSID          STR [0] "004085752159"
0 PIN_FLD_MODE          ENUM [0] 0

```

**Result: received for operation PCM\_OP\_TCF\_AAA\_STOP\_ACCOUNTING (4007)**

```

0 PIN_FLD_POID          POID [0] 0.0.0.1 /event/activity/telco/gsm/ncc 277534327036884986 0
0 PIN_FLD_AUTHORIZATION_ID STR [0] "brmClient-myoracle-2013-3-12-6_ne_1393296_0"
0 PIN_FLD_ACCOUNT_OBJ   POID [0] 0.0.0.1 /account 114343 0

```

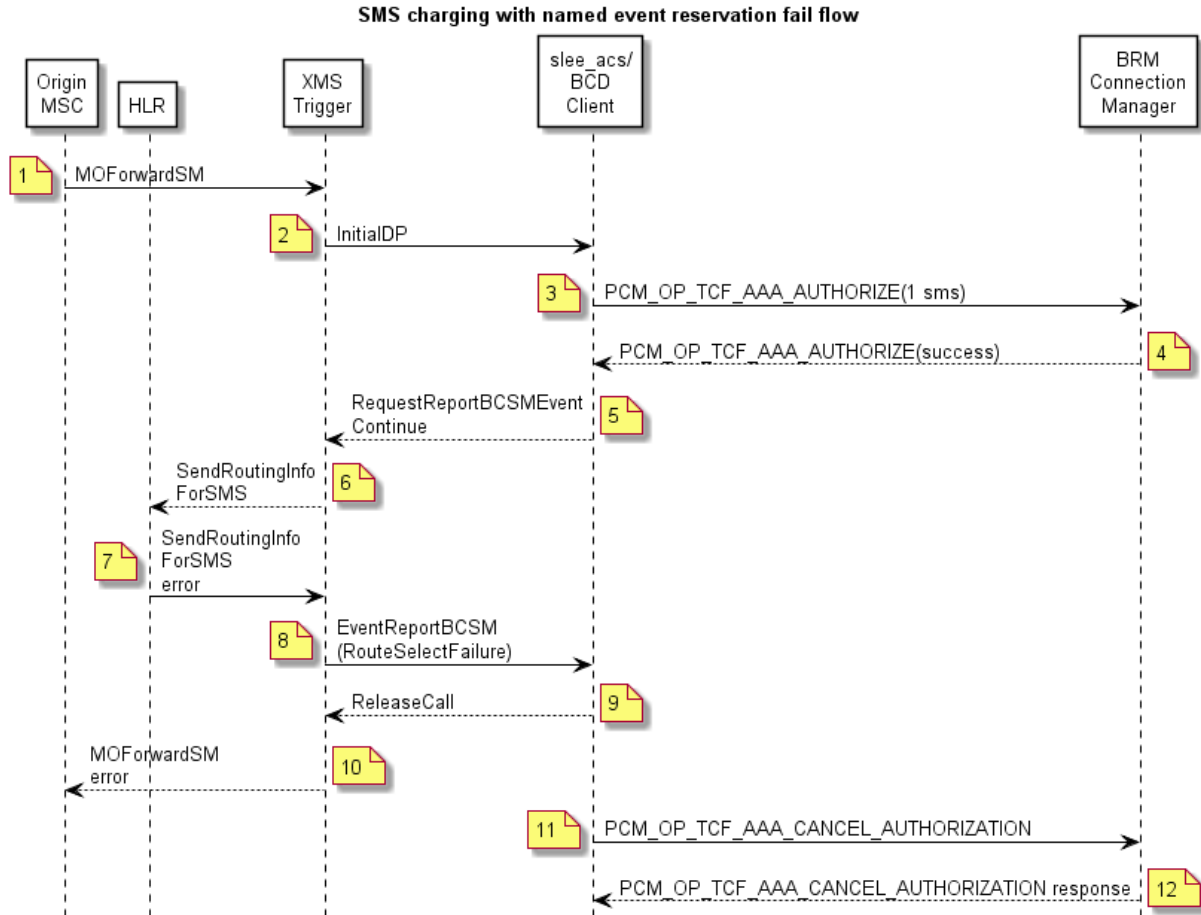
```

0 PIN_FLD_SERVICE_OBJ      POID [0] 0.0.0.1 /service/telco/gsm/sms 112359 17
0 PIN_FLD_RATING_STATUS   ENUM [0] 0
0 PIN_FLD_BALANCES        ARRAY [978] allocated 20, used 2
1   PIN_FLD_AMOUNT         DECIMAL [0] 0.200
1   PIN_FLD_AVAILABLE_RESOURCE_LIMIT DECIMAL [0] 8.400
    
```

## SMS charging with named event reservation fail

### SMS charging with named event reservation fail flow

Here is an example message flow that illustrates the message sequence that occurs for SMS charging with a named event reservation that fails.



### SMS charging with named event reservation fail scenario

This scenario describes the sequence of messages that occurs when the subscriber sends a short message (SMS) that fails from a GSM phone. A named event reservation is used and BRM is used for charging.

Step	Action
1	<ul style="list-style-type: none"> <li>Subscriber sends an SMS from a GSM phone.</li> <li>MSC sends MOForwardSM to xmsTrigger.</li> </ul>



Step	Action
2	<ul style="list-style-type: none"> <li>• xmsTrigger sends InitialDP to the slee_acs process.</li> <li>• The slee_acs process receives the InitialDP and passes it to the CCS service loader.</li> <li>• The CCS service loader looks up the subscriber and wallet in the SCP database on the SLC and determines that the wallet information is on the BRM domain. It also determines the control plan to run.</li> <li>• The slee_acs process runs the control plan.</li> <li>• The slee_acs process reaches a Named Event feature node specifying Reserve Event, name of event = SMS.</li> <li>• The Named Event feature node invokes the NamedEventReservation action on the BCD actions library.</li> <li>• The BCD actions library constructs a FlistSleeEvent containing PCM_OP_TCF_AAA_AUTHORIZE, with quantity set to 1.</li> <li>• The BCD Client finds a free connection on the least busy connections manager.</li> </ul>
3	<ul style="list-style-type: none"> <li>• The BCD Client invokes the PCM_OP_TCF_AAA_AUTHORIZE operation and sets a timer to the configured value for this type of operation.</li> </ul>
4	<ul style="list-style-type: none"> <li>• BRM responds, indicating that the SMS has been successfully reserved.</li> <li>• The BCD Client receives the output flist and sends it in an event (BcdSleeEvent) to the slee_acs process. It also marks the BRM connection as free for reuse and cancels the operation timer.</li> <li>• The BCD actions library takes the output flist and translates it into the response to the NamedEventReservation action.</li> <li>• The control plan reaches an Attempt Delivery to Pending (ADP) feature node.</li> </ul>
5	<ul style="list-style-type: none"> <li>• The ADP feature node sends RequestReportBCSMEvent, Connect operations to xmsTrigger.</li> </ul>
6	<ul style="list-style-type: none"> <li>• xmsTrigger sends SendRoutingInfoForSMS to HLR to find the location of the destination handset</li> </ul>
7	<ul style="list-style-type: none"> <li>• HLR sends SendRoutingInfoForSMS error to xmsTrigger because destination number is invalid.</li> </ul>
8	<ul style="list-style-type: none"> <li>• xmsTrigger sends EventReportBCSM(RouteSelectFailure) to slee_acs.</li> </ul>
9	<ul style="list-style-type: none"> <li>• slee_acs sends ReleaseCall to xmsTrigger.</li> </ul>
10	<ul style="list-style-type: none"> <li>• xmsTrigger sends a MOForwardSM error to the originating MSC.</li> <li>• slee_acs takes the Delivery Failure branch of the ADP node and reaches a Named Event feature node.</li> <li>• The Named Event feature node is configured to revoke 1 event of type SMS. It invokes a RevokeNamedEvent action on the BCD actions library.</li> <li>• BCD actions library constructs an event (FlistSleeEvent) containing PCM_OP_TCF_AAA_CANCEL_AUTHORIZATION.</li> </ul>
11	<ul style="list-style-type: none"> <li>• The BCD Client invokes the PCM_OP_TCF_AAA_CANCEL_AUTHORIZATION operation and sets a timer to the configured value for this type of operation.</li> </ul>
12	<ul style="list-style-type: none"> <li>• BRM responds, indicating that the cost of the SMS has been refunded successfully.</li> <li>• The BCD Client receives the operation output flist and sends it in an event (BcdSleeEvent) to the slee_acs process. It also marks the connection as free for reuse and cancels the operation timer.</li> <li>• The BCD actions library takes the output flist and translates it into the response to the RevokeNamedEvent action.</li> <li>• The slee_acs process reaches an end node and clears the call context.</li> </ul>

**Messages: SMS charging with named event reservation fail**

The following messages include operations sent to BRM and results returned by BRM for SMS charging that fails. The operation uses a named event reservation. The general message format is: nesting level (0; 1, or 2); field; data type; value.

**Operation: send is PCM\_OP\_TCF\_AAA\_AUTHORIZE (4002)**

```
Flags = 0
0 PIN_FLD_POID POID [0] 0.0.0.1 /service/telco/gsm/sms -1 0
0 PIN_FLD_PROGRAM_NAME STR [0] "NCC_BCD_Client"
0 PIN_FLD_SESSION_ID INT [0] 0
0 PIN_FLD_AUTHORIZATION_ID STR [0] "brmClient-myoracle-2013-3-12-6_ne_1394297_0"
0 PIN_FLD_OBJ_TYPE STR [0] "gsm/ncc"
0 PIN_FLD_CALLING_NUMBER STR [0] "004085752159"
0 PIN_FLD_CALLED_NUMBER STR [0] "55587390000"
0 PIN_FLD_EXTENDED_INFO SUBSTRUCT [0] allocated 20, used 2
1 PIN_FLD_GSM_INFO SUBSTRUCT [0] allocated 20, used 3
2 PIN_FLD_DIRECTION ENUM [0] 0
2 PIN_FLD_CELL_ID STR [0] "000c"
2 PIN_FLD_LOC_AREA_CODE STR [0] "064001000f"
1 10000 SUBSTRUCT [0] allocated 20, used 3
2 10001 STR [0] "Present"
2 PIN_FLD_LOCATION STR [0] "004085752159"
2 10002 INT [0] 8
0 PIN_FLD_MSID STR [0] "004085752159"
0 PIN_FLD_REQ_MODE ENUM [0] 8
```

**Result: received for operation PCM\_OP\_TCF\_AAA\_AUTHORIZE (4002)**

```
0 PIN_FLD_POID POID [0] 0.0.0.1 /active_session/telco/gsm/ncc 173317 0
0 PIN_FLD_EXPIRATION_T TSTAMP [0] (1363158099) Wed Mar 13 07:01:39 2013
0 PIN_FLD_QUANTITY DECIMAL [0] 8
0 PIN_FLD_SERVICE_OBJ POID [0] 0.0.0.1 /service/telco/gsm/sms 112359 17
0 PIN_FLD_RESERVATION_OBJ POID [0] 0.0.0.1 /reservation 175365 0
0 PIN_FLD_BAL_GRP_OBJ POID [0] 0.0.0.1 /balance_group 114087 846
0 PIN_FLD_BALANCES ARRAY [978] allocated 20, used 2
1 PIN_FLD_AMOUNT DECIMAL [0] 1.600
1 PIN_FLD_AVAILABLE_RESOURCE_LIMIT DECIMAL [0] 8.400
0 PIN_FLD_RESULT ENUM [0] 1
0 PIN_FLD_RATING_STATUS ENUM [0] 0
0 PIN_FLD_AUTHORIZATION_ID STR [0] "brmClient-myoracle-2013-3-12-6_ne_1394297_0"
0 PIN_FLD_ACCOUNT_OBJ POID [0] 0.0.0.1 /account 114343 0
```

**Operation: send PCM\_OP\_TCF\_AAA\_CANCEL\_AUTHORIZATION (4004)**

```
Flags = 0
0 PIN_FLD_POID POID [0] 0.0.0.1 /service/telco/gsm/sms -1 0
0 PIN_FLD_PROGRAM_NAME STR [0] "NCC_BCD_Client"
0 PIN_FLD_SESSION_ID INT [0] 1
0 PIN_FLD_AUTHORIZATION_ID STR [0] "brmClient-myoracle-2013-3-12-6_ne_1394297_0"
0 PIN_FLD_OBJ_TYPE STR [0] "gsm/ncc"
0 PIN_FLD_CALLING_NUMBER STR [0] "004085752159"
0 PIN_FLD_CALLED_NUMBER STR [0] "55587390000"
0 PIN_FLD_EXTENDED_INFO SUBSTRUCT [0] allocated 20, used 2
1 PIN_FLD_GSM_INFO SUBSTRUCT [0] allocated 20, used 3
2 PIN_FLD_DIRECTION ENUM [0] 0
2 PIN_FLD_CELL_ID STR [0] "000c"
2 PIN_FLD_LOC_AREA_CODE STR [0] "064001000f"
1 10000 SUBSTRUCT [0] allocated 20, used 3
2 10001 STR [0] "Present"
2 PIN_FLD_LOCATION STR [0] "004085752159"
2 10002 INT [0] 8
0 PIN_FLD_MSID STR [0] "004085752159"
```

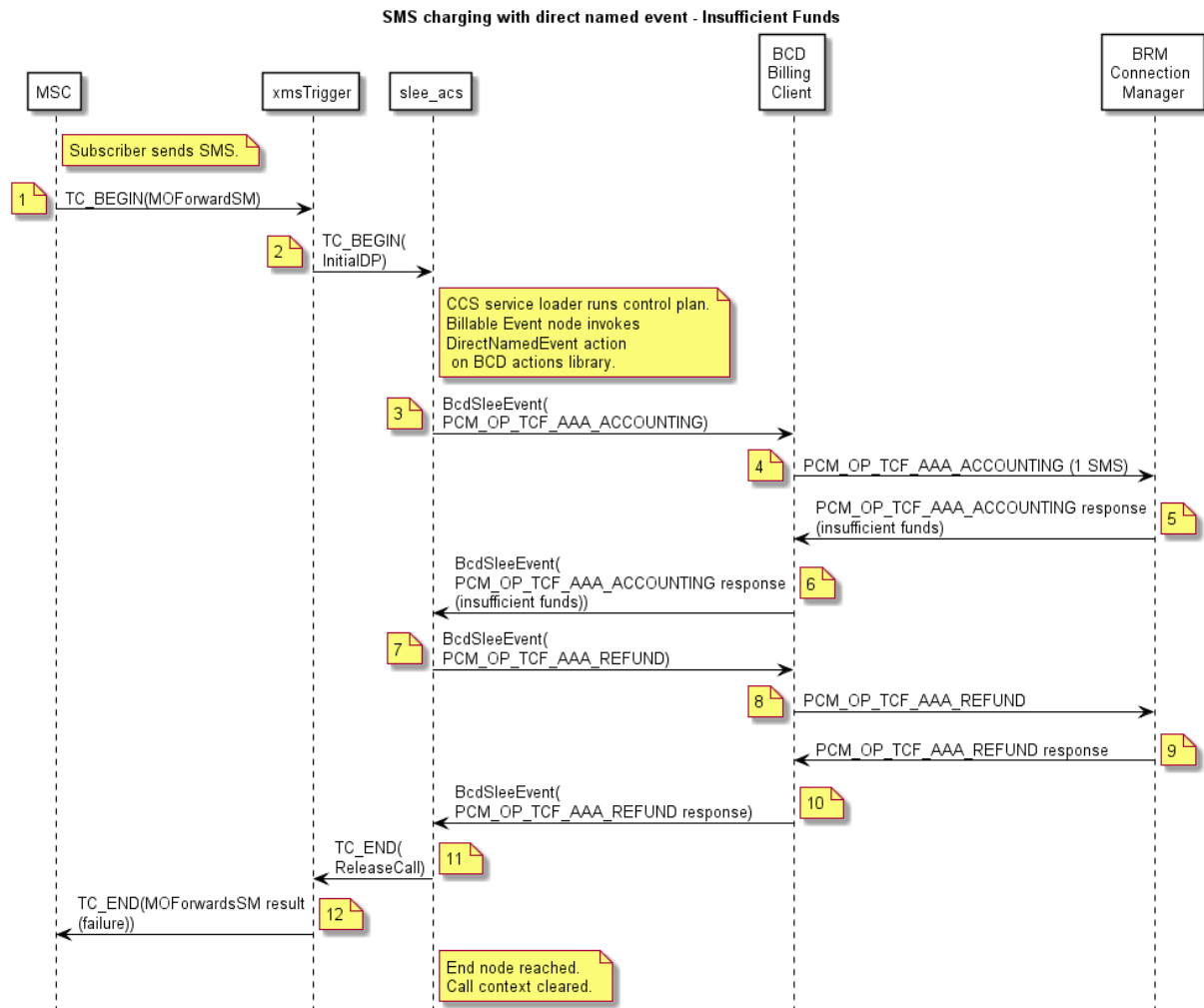
**Result: received for operation PCM\_OP\_TCF\_AAA\_CANCEL\_AUTHORIZATION (4004)**

```
0 PIN_FLD_POID POID [0] 0.0.0.1 /active_session/telco/gsm/ncc 173317 1
0 PIN_FLD_AUTHORIZATION_ID STR [0] "brmClient-myoracle-2013-3-12-6_ne_1394297_0"
```

## SMS charging with direct named event - insufficient funds

### SMS charging with direct named event - insufficient funds flow

Here is an example message flow that illustrates the message sequence that occurs for SMS charging with a direct named event that where the subscriber has insufficient funds.



### SMS charging with direct named event - insufficient funds scenario

This scenario describes the sequence of messages that occurs when the subscriber sends a short message (SMS) from a GSM phone and BRM is used for charging but the subscriber has insufficient funds.

Step	Action
1	<ul style="list-style-type: none"> <li>The subscriber sends an SMS from a GSM phone.</li> <li>MSC sends MOForwardSM to xmsTrigger.</li> </ul>
2	<ul style="list-style-type: none"> <li>xmsTrigger sends InitialDP to slee_acs.</li> </ul>

Step	Action
3	<ul style="list-style-type: none"> <li>The slee_acs process on the SLC receives the InitialDP and passes it to the CCS service loader.</li> <li>The CCS service loader looks up the subscriber and wallet in the SLC database and determines that the wallet information is on the BRM domain. It also determines the control plan to run.</li> <li>The slee_acs process runs the control plan.</li> <li>The slee_acs process reaches a Billable Event feature node specifying Direct Event, name of event = SMS.</li> <li>The Billable Event feature node invokes the DirectNamedEvent action on the BCD actions library.</li> <li>The BCD actions library constructs an FlistSleeEvent containing PCM_OP_TCF_AAA_ACCOUNTING, with quantity set to 1 .</li> </ul>
4	<ul style="list-style-type: none"> <li>BCD Billing client finds a free connection on the least busy Connection Manager, which is the one with the lowest proportion of its connections currently in use.</li> <li>BCD Billing Client invokes the PCM_OP_TCF_AAA_ACCOUNTING operation and starts a timer for the configured value for this type of operation.</li> </ul>
5	<ul style="list-style-type: none"> <li>BRM responds to the operation with PIN_ERR=26 (insufficient funds) indicating that 0.5 SMS have been charged.</li> </ul>
6	<ul style="list-style-type: none"> <li>The BCD Billing Client receives the operation output flist and sends it in a BcdSleeEvent to slee_acs. It also marks the BRM connection as free for reuse and cancels the operation timer.</li> </ul>
7	<ul style="list-style-type: none"> <li>The BCD actions library sends PCM_OP_TCF_AAA_REFUND to the BCD Billing Client to reverse the charge for the last PCM_OP_TCF_AAA_ACCOUNTING</li> </ul>
8	<ul style="list-style-type: none"> <li>The BCD Billing client finds a free connection on the least busy Connection Manager, which is the one with the lowest proportion of its connections currently in use.</li> <li>The BCD Billing Client invokes the PCM_OP_TCF_AAA_REFUND operation and starts a timer for the configured value for this operation type.</li> </ul>
9	<ul style="list-style-type: none"> <li>BRM responds to the operation</li> </ul>
10	<ul style="list-style-type: none"> <li>The BCD actions library constructs a failure response of the DirectNamedEvent action.</li> <li>The control plan exits the No Credit branch of the Billable Event feature node and reaches a Disconnect feature node.</li> </ul>
11	<ul style="list-style-type: none"> <li>The Disconnect feature node sends a ReleaseCall operation to xmsTrigger.</li> </ul>
12	<ul style="list-style-type: none"> <li>xmsTrigger sends a failure result of MOForwardSM to the originating MSC.</li> <li>The slee_acs process reaches an end feature node and clears the call context.</li> </ul>

### Messages: SMS charging with direct named event - insufficient funds

The following messages include operations sent to BRM and results returned by BRM for an SMS message for which there is insufficient funds. The general message format is: nesting level (0; 1, or 2); field; data type; value.

**Operation:** send is PCM\_OP\_TCF\_AAA\_ACCOUNTING (4012)

```

Flags = 0
0 PIN_FLD_POID          POID [0] 0.0.0.1 /service/telco/gsm/sms -1 0
0 PIN_FLD_PROGRAM_NAME STR [0] "NCC_BCD_Client"
0 PIN_FLD_SESSION_ID   INT [0] 0
0 PIN_FLD_AUTHORIZATION_ID STR [0] "brmClient-cleejoh-2013-3-12-4_dne_1274367_0"
0 PIN_FLD_OBJ_TYPE     STR [0] "gsm/ncc"
0 PIN_FLD_CALLING_NUMBER STR [0] "004085752153"

```

```

0 PIN_FLD_CALLED_NUMBER    STR [0] "55587390000"
0 PIN_FLD_EXTENDED_INFO   SUBSTRUCT [0] allocated 20, used 2
1   PIN_FLD_GSM_INFO      SUBSTRUCT [0] allocated 20, used 3
2     PIN_FLD_DIRECTION   ENUM [0] 0
2     PIN_FLD_CELL_ID     STR [0] "000c"
2     PIN_FLD_LOC_AREA_CODE STR [0] "064001000f"
1   10000                 SUBSTRUCT [0] allocated 20, used 3
2     10001                STR [0] "Present"
2     PIN_FLD_LOCATION    STR [0] "004085752153"
2     10002                INT [0] 8
0 PIN_FLD_MSID            STR [0] "004085752153"
0 PIN_FLD_MODE            ENUM [0] 1

```

#### Result: received for operation PCM\_OP\_TCF\_AAA\_ACCOUNTING (4012)

```

0 PIN_FLD_POID            POID [0] 0.0.0.1 /event/activity/telco/gsm/ncc 277516734850839065 0
0 PIN_FLD_AUTHORIZATION_ID STR [0] "brmClient-cleejoh-2013-3-12-4_dne_1274367_0"
0 PIN_FLD_ACCOUNT_OBJ     POID [0] 0.0.0.1 /account 109399 0
0 PIN_FLD_SERVICE_OBJ     POID [0] 0.0.0.1 /service/telco/gsm/sms 108343 20
0 PIN_FLD_RATING_STATUS   ENUM [0] 26
0 PIN_FLD_BALANCES        ARRAY [978] allocated 20, used 2
1   PIN_FLD_AMOUNT        DECIMAL [0] 0.050
1   PIN_FLD_AVAILABLE_RESOURCE_LIMIT DECIMAL [0] 0
0 PIN_FLD_QUANTITY        DECIMAL [0] 0.25000000
0 PIN_FLD_RUM_NAME        STR [0] "Number Of Events"
0 PIN_FLD_RESULT          ENUM [0] 1
0 PIN_FLD_REASON          ENUM [0] 3

```

#### Operation: send is PCM\_OP\_TCF\_AAA\_REFUND (4102)

```

Flags = 0
0 PIN_FLD_POID            POID [0] 0.0.0.1 /service/telco/gsm/sms -1 0
0 PIN_FLD_PROGRAM_NAME    STR [0] "NCC_BCD_Client"
0 PIN_FLD_SESSION_ID      INT [0] 0
0 PIN_FLD_AUTHORIZATION_ID STR [0] "brmClient-cleejoh-2013-3-12-4_dne_1274367_0"
0 PIN_FLD_OBJ_TYPE        STR [0] "gsm/ncc"
0 PIN_FLD_CALLING_NUMBER  STR [0] "004085752153"
0 PIN_FLD_CALLED_NUMBER   STR [0] "55587390000"
0 PIN_FLD_EXTENDED_INFO   SUBSTRUCT [0] allocated 20, used 2
1   PIN_FLD_GSM_INFO      SUBSTRUCT [0] allocated 20, used 3
2     PIN_FLD_DIRECTION   ENUM [0] 0
2     PIN_FLD_CELL_ID     STR [0] "000c"
2     PIN_FLD_LOC_AREA_CODE STR [0] "064001000f"
1   10000                 SUBSTRUCT [0] allocated 20, used 3
2     10001                STR [0] "Present"
2     PIN_FLD_LOCATION    STR [0] "004085752153"
2     10002                INT [0] 8
0 PIN_FLD_MSID            STR [0] "004085752153"
0 PIN_FLD_REQ_MODE        ENUM [0] 8
0 PIN_FLD_ADJUSTMENT_INFO ARRAY [0] allocated 20, used 2
1   PIN_FLD_RESOURCE_ID   INT [0] 978
1   PIN_FLD_PERCENT       DECIMAL [0] 100.0000000000000000

```

#### Result: received for operation PCM\_OP\_TCF\_AAA\_REFUND (4102)

```

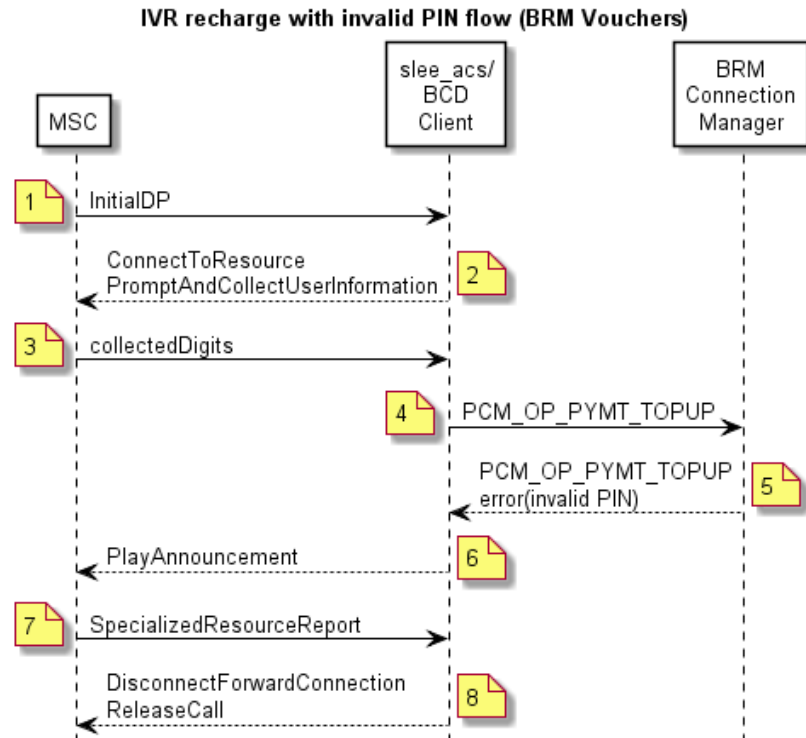
0 PIN_FLD_POID            POID [0] 0.0.0.1 /event/activity/telco/gsm/ncc 277516734850839065 0
0 PIN_FLD_RESULT          ENUM [0] 1
0 PIN_FLD_ADJUSTMENT_INFO ARRAY [0] allocated 20, used 6
1   PIN_FLD_RESOURCE_ID   INT [0] 978
1   PIN_FLD_AMOUNT        DECIMAL [0] 0.05
1   PIN_FLD_AMOUNT_ADJUSTED DECIMAL [0] 0.050
1   PIN_FLD_AMOUNT_TAX_ADJUSTED DECIMAL [0] 0
1   PIN_FLD_AMOUNT_TAXED DECIMAL [0] 0
1   PIN_FLD_DISCOUNT     DECIMAL [0] 0
0 PIN_FLD_BAL_GRP_OBJ     POID [0] 0.0.0.1 /balance_group 109783 1178
0 PIN_FLD_ITEM_OBJ        POID [0] 0.0.0.1 /item/adjustment 182664 0
0 PIN_FLD_ACCOUNT_OBJ     POID [0] 0.0.0.1 /account 109399 0
0 PIN_FLD_SERVICE_OBJ     POID [0] 0.0.0.1 /service/telco/gsm/sms 108343 20
0 PIN_FLD_AUTHORIZATION_ID STR [0] "brmClient-cleejoh-2013-3-12-4_dne_1274367_0"
0 PIN_FLD_EVENT_OBJ       POID [0] 0.0.0.1 /event/billing/adjustment/event 277516734850844040 0

```

## IVR recharge with invalid PIN

### IVR recharge with invalid PIN flow

Here is an example message flow for an IVR recharge with an invalid PIN.



### IVR recharge with invalid PIN scenario

This scenario describes the sequence of messages that occurs when the subscriber sends a USSD message requesting a voucher recharge and the subscriber's PIN is invalid. In this scenario both the account and the voucher are on BRM.

Step	Action
1	<ul style="list-style-type: none"> <li>The subscriber dials the voucher recharge number, which is toll free.</li> <li>MSC sends InitialDP to the slee_acs process with ServiceKey set to a special value that indicates voucher recharge.</li> </ul>
2	<ul style="list-style-type: none"> <li>The CCS service loader looks up the subscriber and wallet in the SCP database on the SLC and determines the control plan to run, using the serviceKey to select the voucher recharge control plan.</li> <li>The slee_acs process runs the control plan.</li> <li>The slee_acs process reaches a Voucher Recharge feature node.</li> <li>The Voucher Recharge feature node sends ConnectToResource, PromptAndCollectUserInformation to the MSC, instructing the MSC to prompt the caller for the voucher number and PIN.</li> </ul>
3	<ul style="list-style-type: none"> <li>MSC plays the specified announcement to the caller and collects the voucher number and PIN.</li> <li>MSC sends PromptAndCollectUserInformation result, containing voucher number and PIN to the slee_acs process.</li> </ul>

Step	Action
4	<ul style="list-style-type: none"> <li>The Voucher Recharge feature node invokes the VoucherRedeem action on the BCD actions library.</li> <li>The BCD actions library constructs an event (FlistSleeEvent) that contains PCM_OP_PYMT_TOPUP and sends it to the BCD Client.</li> <li>The BCD Client invokes the PCM_OP_PYMT_TOPUP operation and sets a timer to the configured value for this type of operation.</li> </ul>
5	<ul style="list-style-type: none"> <li>The BCD Client receives the operation output flist and sends it in an event (BcdSleeEvent) to the slee_acs process. It also marks the BRM connection as free for reuse and cancels the operation timer.</li> <li>The BCD actions library translates the output flist into the error response of the VoucherRedeem action.</li> </ul>
6	<ul style="list-style-type: none"> <li>The Voucher Recharge feature node sends PlayAnnouncement to the MSC.</li> <li>MSC plays an announcement to the caller, stating that the recharge was unsuccessful.</li> </ul>
7	<ul style="list-style-type: none"> <li>MSC sends SpecializedResourceReport to the slee_acs process.</li> </ul>
8	<ul style="list-style-type: none"> <li>The control plan reaches an end feature node and ACS sends DisconnectForwardConnection and ReleaseCall actions to the MSC and clears the call connection.</li> <li>The caller is disconnected.</li> </ul>

### Messages: IVR recharge with invalid PIN

The following messages include operations sent to BRM and results returned by BRM for a recharge with an invalid PIN using IVR. The general message format is: nesting level (0; 1, or 2); field; data type; value.

#### Operation: send is PCM\_OP\_TCF\_AAA\_QUERY\_BALANCE (4104)

```

Flags = 0
0 PIN_FLD_POID          POID [0] 0.0.0.1 /service/telco/gsm/telephony -1 0
0 PIN_FLD_PROGRAM_NAME STR [0] "NCC_BCD_Client"
0 PIN_FLD_OBJ_TYPE      STR [0] "gsm/ncc"
0 PIN_FLD_EXTENDED_INFO SUBSTRUCT [0] allocated 20, used 2
1   PIN_FLD_GSM_INFO    SUBSTRUCT [0] allocated 20, used 3
2     PIN_FLD_DIRECTION ENUM [0] 0
2     PIN_FLD_CELL_ID   STR [0] "000c"
2     PIN_FLD_LOC_AREA_CODE STR [0] "064001000f"
1   10000              SUBSTRUCT [0] allocated 20, used 2
2     10001            STR [0] "Present"
2     PIN_FLD_LOCATION STR [0] "004085752160"
0 PIN_FLD_MSID         STR [0] "004085752160"
0 PIN_FLD_FLAGS        INT [0] 4

```

#### Result: received for operation PCM\_OP\_TCF\_AAA\_QUERY\_BALANCE (4104)

```

0 PIN_FLD_POID          POID [0] 0.0.0.1 /balance_group 127667 6441
0 PIN_FLD_ACCOUNT_OBJ  POID [0] 0.0.0.1 /account 128819 0
0 PIN_FLD_BILLINFO_OBJ POID [0] 0.0.0.1 /billinfo 129203 0
0 PIN_FLD_EFFECTIVE_T  TSTAMP [0] (1337557354) Sun May 20 23:42:34 2012
0 PIN_FLD_BALANCES     ARRAY [978] allocated 20, used 10
1   PIN_FLD_RESERVED_AMOUNT DECIMAL [0] 0
1   PIN_FLD_NEXT_BAL     DECIMAL [0] 0
1   PIN_FLD_CONSUMPTION_RULE ENUM [0] 0
1   PIN_FLD_CURRENT_BAL  DECIMAL [0] 350
1   PIN_FLD_SUB_BALANCES ARRAY [0] allocated 20, used 12
2     PIN_FLD_CONTRIBUTOR_STR STR [0] ""
2     PIN_FLD_VALID_TO       TSTAMP [0] (0) <null>
2     PIN_FLD_VALID_TO_DETAILS INT [0] 0
2     PIN_FLD_VALID_FROM     TSTAMP [0] (1337497200) Sun May 20 07:00:00 2012

```

## Chapter 7

```
2 PIN_FLD_VALID_FROM_DETAILS INT [0] 0
2 PIN_FLD_CURRENT_BAL DECIMAL [0] 350
2 PIN_FLD_NEXT_BAL DECIMAL [0] 0
2 PIN_FLD_DELAYED_BAL DECIMAL [0] 0
2 PIN_FLD_ROLLOVER_DATA INT [0] 0
2 PIN_FLD_GRANTOR_OBJ POID [0] 0.0.0.1 /purchased_product 130995 0
2 PIN_FLD_STATUS ENUM [0] 1
2 PIN_FLD_FLAGS INT [0] 2
1 PIN_FLD_CURRENT_TOTAL DECIMAL [0] 350
1 PIN_FLD_CREDIT_FLOOR DECIMAL [0] NULL
1 PIN_FLD_CREDIT_LIMIT DECIMAL [0] 500
1 PIN_FLD_CREDIT_THRESHOLDS INT [0] 0
1 PIN_FLD_CREDIT_THRESHOLDS_FIXED STR [0] ""
0 PIN_FLD_REALTIME_CNTR INT [0] 4
0 PIN_FLD_BALANCES ARRAY [1000011] allocated 20, used 10
1 PIN_FLD_RESERVED_AMOUNT DECIMAL [0] 0
1 PIN_FLD_NEXT_BAL DECIMAL [0] 0
1 PIN_FLD_CONSUMPTION_RULE ENUM [0] 0
1 PIN_FLD_CURRENT_BAL DECIMAL [0] 70
1 PIN_FLD_SUB_BALANCES ARRAY [4] allocated 20, used 12
2 PIN_FLD_CONTRIBUTOR_STR STR [0] ""
2 PIN_FLD_VALID_TO TSTAMP [0] (0) <null>
2 PIN_FLD_VALID_TO_DETAILS INT [0] 0
2 PIN_FLD_VALID_FROM TSTAMP [0] (1337666360) Tue May 22 05:59:20 2012
2 PIN_FLD_VALID_FROM_DETAILS INT [0] 0
2 PIN_FLD_CURRENT_BAL DECIMAL [0] 70
2 PIN_FLD_NEXT_BAL DECIMAL [0] 0
2 PIN_FLD_DELAYED_BAL DECIMAL [0] 0
2 PIN_FLD_ROLLOVER_DATA INT [0] 0
2 PIN_FLD_GRANTOR_OBJ POID [0] 0.0.0.0 0 0
2 PIN_FLD_STATUS ENUM [0] 1
2 PIN_FLD_FLAGS INT [0] 2
1 PIN_FLD_CURRENT_TOTAL DECIMAL [0] 70
1 PIN_FLD_CREDIT_FLOOR DECIMAL [0] NULL
1 PIN_FLD_CREDIT_LIMIT DECIMAL [0] 0
1 PIN_FLD_CREDIT_THRESHOLDS INT [0] 0
1 PIN_FLD_CREDIT_THRESHOLDS_FIXED STR [0] ""
0 PIN_FLD_BALANCES ARRAY [1000076] allocated 20, used 10
1 PIN_FLD_RESERVED_AMOUNT DECIMAL [0] 0
1 PIN_FLD_NEXT_BAL DECIMAL [0] 0
1 PIN_FLD_CONSUMPTION_RULE ENUM [0] 0
1 PIN_FLD_CURRENT_BAL DECIMAL [0] -125
1 PIN_FLD_SUB_BALANCES ARRAY [2] allocated 20, used 12
2 PIN_FLD_CONTRIBUTOR_STR STR [0] ""
2 PIN_FLD_VALID_TO TSTAMP [0] (0) <null>
2 PIN_FLD_VALID_TO_DETAILS INT [0] 0
2 PIN_FLD_VALID_FROM TSTAMP [0] (1337497200) Sun May 20 07:00:00 2012
2 PIN_FLD_VALID_FROM_DETAILS INT [0] 0
2 PIN_FLD_CURRENT_BAL DECIMAL [0] -125
2 PIN_FLD_NEXT_BAL DECIMAL [0] 0
2 PIN_FLD_DELAYED_BAL DECIMAL [0] 0
2 PIN_FLD_ROLLOVER_DATA INT [0] 0
2 PIN_FLD_GRANTOR_OBJ POID [0] 0.0.0.1 /purchased_product 130995 193
2 PIN_FLD_STATUS ENUM [0] 1
2 PIN_FLD_FLAGS INT [0] 2
1 PIN_FLD_CURRENT_TOTAL DECIMAL [0] -125
1 PIN_FLD_CREDIT_FLOOR DECIMAL [0] NULL
1 PIN_FLD_CREDIT_LIMIT DECIMAL [0] 0
1 PIN_FLD_CREDIT_THRESHOLDS INT [0] 0
1 PIN_FLD_CREDIT_THRESHOLDS_FIXED STR [0] ""
```

### Operation: send is PCM\_OP\_PYMT\_TOPUP (3726)

```
Flags = 0
0 PIN_FLD_POID POID [0] 0.0.0.1 /account 128819 0
0 PIN_FLD_PROGRAM_NAME STR [0] "NCC_BCD_Client"
0 PIN_FLD_OBJ_TYPE STR [0] "gsm/ncc"
0 PIN_FLD_INHERITED_INFO SUBSTRUCT [0] allocated 20, used 1
1 PIN_FLD_VOUCHERS_INFO ARRAY [0] allocated 20, used 4
2 PIN_FLD_DEVICE_ID STR [0] "9876543214"
2 PIN_FLD_VOUCHER_PIN STR [0] "3210"
2 PIN_FLD_BILLINFO_OBJ POID [0] 0.0.0.1 /billinfo 129203 0
```



```
2          PIN_FLD_BAL_GRP_OBJ      POID [0] 0.0.0.1 /balance_group 127667 6441
```

**Result: received for operation PCM\_OP\_PYMT\_TOPUP (3726)**

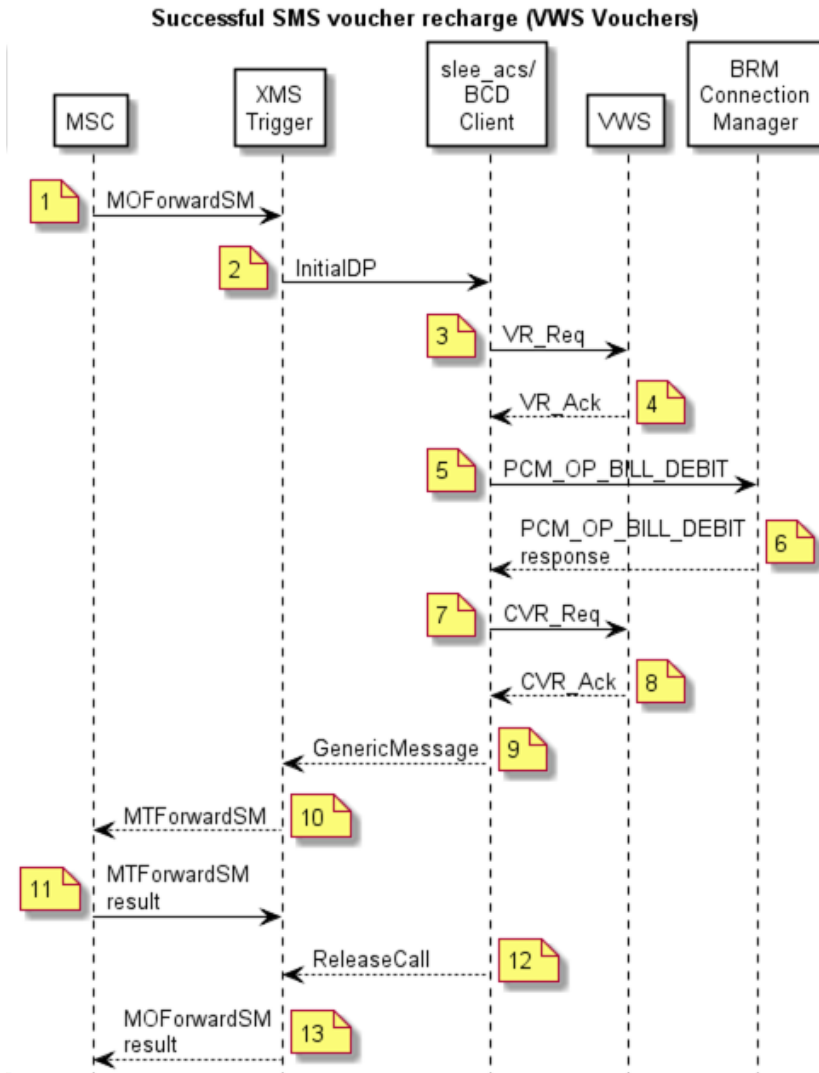
```
0 PIN_FLD_POID          POID [0] 0.0.0.1 /error_poid 128819 0
```

```
Error specified:  
location=5  
pin_errclass=4  
pin_err=3  
field=83893688  
rec_id=0  
reserved=0  
facility=0  
msg_id=0  
version=0
```

## Successful SMS recharge using a VWS voucher

### Successful SMS recharge using a VWS voucher flow

Here is an example message flow for a scenario of a successful SMS recharge using a VWS voucher.



### Successful SMS recharge using a VWS voucher scenario

This scenario describes the sequence of messages that occur during a successful SMS recharge using a VWS voucher. In this scenario, the account is on BRM while the voucher is in the Convergent Charging Controller VWS.

Step	Action
1	<ul style="list-style-type: none"> <li>MSC sends MOForwardSM to xmsTrigger.</li> <li>The subscriber has sent an SMS, which contains the voucher and PIN, from a GSM phone to the SMS recharge number.</li> </ul>

Step	Action
2	<ul style="list-style-type: none"> <li>• xmsTrigger sends InitialDP to the slee_acs process, with the service key set to a special value indicating SMS recharge.</li> <li>• The slee_acs process on the SLC receives the InitialDP and passes it to the CCS service loader.</li> <li>• The CCS service loader looks up the subscriber and wallet in the SCP database on the SLC and determines that the wallet information is in the BRM domain. It also determines the control plan to run, based on the serviceKey.</li> <li>• The slee_acs process runs the SMS recharge control plan.</li> <li>• The slee_acs process reaches an Extract Content feature node, which extracts the voucher number and PIN from the SMS and places them in temporary storage.</li> <li>• The slee_acs process reaches a Voucher Recharge feature node, which extracts the voucher number and PIN from temporary storage and uses them to invoke a VoucherRedeem action on the FOX actions library.</li> </ul>
3	<ul style="list-style-type: none"> <li>• FOX actions library sends VR_Req to BeClient.</li> <li>• BeClient send VR_Req to VWS.</li> </ul>
4	<ul style="list-style-type: none"> <li>• VWS sends VR_Ack to BeClient, indicating that the voucher has been reserved and returning the recharge amounts for each balance type.</li> <li>• BeClient send VR_Ack to the slee_acs process.</li> <li>• The Voucher Recharge feature node invokes a WalletRecharge action on the BCD actions library.</li> </ul>
5	<ul style="list-style-type: none"> <li>• The slee_acs process creates an event (FlistSleeEvent) for a PCM_OP_BILL_DEBIT operation and sends it to the BCD Client</li> <li>• The BCD Client invokes the PCM_OP_BILL_DEBIT operation and sets a timer to the configured value for this type of operation.</li> </ul>
6	<ul style="list-style-type: none"> <li>• BRM responds to the operation indicating that the account has been successfully recharged.</li> <li>• The BCD Client receives the operation output flist and sends it in BcdSleeEvent to the slee_acs process. It also marks the BRM connection as free for reuse and cancels the operation timer.</li> <li>• The BCD actions library translates the output flist into the response of the WalletRecharge action.</li> <li>• The Voucher Recharge feature node invokes the VoucherConfirm action on FOX actions library.</li> </ul>
7	<ul style="list-style-type: none"> <li>• FOX actions library sends CVR_Req to BeClient.</li> <li>• BeClient sends CVR_Req to VWS.</li> <li>• VWS sends CVR_Ack to BeClient, indicating that the voucher has been permanently marked as redeemed.</li> </ul>
8	<ul style="list-style-type: none"> <li>• BeClient sends CVR_Ack to the slee_acs process.</li> <li>• The slee_acs process takes the success branch of the VoucherRecharge feature node and reaches a Send Short Message Notification feature node, which specifies sending a success text message.</li> </ul>
9	<ul style="list-style-type: none"> <li>• The SSMN feature node creates an MMX GenericMessage containing the success message and sends it to xmsTrigger.</li> </ul>
10	<ul style="list-style-type: none"> <li>• xmsTrigger sends an MTFowardSM operation to the MSC, containing the success message.</li> </ul>
11	<ul style="list-style-type: none"> <li>• MSC sends an SMS containing the success message to the caller.</li> </ul>
12	<ul style="list-style-type: none"> <li>• The slee_acs process reaches an Accept feature node which sends ReleaseCall to xmsTrigger.</li> </ul>

Step	Action
13	<ul style="list-style-type: none"> <li>xmsTrigger sends an MOForwardSM result to the MSC.</li> <li>The MSC sends a notification of successful delivery of the original SMS to the caller</li> <li>The slee_acs process reaches an end node and clears the call connection.</li> </ul>

### Messages: successful SMS recharge using a VWS voucher

The following messages include operations sent to BRM and results returned by BRM for a VWS voucher recharge to a BRM account using SMS. The general message format is: nesting level (0; 1, or 2); field; data type; value.

#### Operation: send is PCM\_OP\_ACT\_FIND (159)

```
Flags = 0
0 PIN_FLD_POID          POID [0] 0.0.0.1 /service/telco/gsm/telephony -1 0
0 PIN_FLD_LOGIN        STR [0] "0049100701"
```

#### Result: received for operation PCM\_OP\_ACT\_FIND (159)

```
0 PIN_FLD_POID          POID [0] 0.0.0.1 /service/telco/gsm/telephony 91119 8
0 PIN_FLD_CREATED_T    TSTAMP [0] (1485826646) Tue Jan 31 01:37:26 2017
0 PIN_FLD_MOD_T        TSTAMP [0] (1485826647) Tue Jan 31 01:37:27 2017
0 PIN_FLD_READ_ACCESS  STR [0] "L"
0 PIN_FLD_WRITE_ACCESS STR [0] "L"
0 PIN_FLD_AAC_ACCESS   STR [0] ""
0 PIN_FLD_AAC_PACKAGE  STR [0] ""
0 PIN_FLD_AAC_PROMO_CODE STR [0] ""
0 PIN_FLD_AAC_SERIAL_NUM STR [0] ""
0 PIN_FLD_AAC_SOURCE   STR [0] ""
0 PIN_FLD_AAC_VENDOR   STR [0] ""
0 PIN_FLD_ACCOUNT_OBJ  POID [0] 0.0.0.1 /account 93423 0
0 PIN_FLD_BAL_GRP_OBJ  POID [0] 0.0.0.1 /balance_group 92655 0
0 PIN_FLD_CLOSE_WHEN_T TSTAMP [0] (0) <null>
0 PIN_FLD_EFFECTIVE_T  TSTAMP [0] (1485826646) Tue Jan 31 01:37:26 2017
0 PIN_FLD_ITEM_POID_LIST STR [0] "0.0.0.1/item/misc 100941 0"
0 PIN_FLD_LASTSTAT_CMNT STR [0] ""
0 PIN_FLD_LAST_STATUS_T TSTAMP [0] (1485826646) Tue Jan 31 01:37:26 2017
0 8052                 INT [0] 0
0 PIN_FLD_LOGIN        STR [0] "893-20170130-173726-0-30615--152246576-den00bkf"
0 PIN_FLD_NAME         STR [0] "PIN Service Object"
0 PIN_FLD_NEXT_ITEM_POID_LIST STR [0] ""
0 PIN_FLD_OBJECT_CACHE_TYPE ENUM [0] 0
0 PIN_FLD_PASSWD       STR [0]
"sha1|50C2F101B640E2A5F7DB3F42C083EA52EE05516B|A6CBC7C27AD6BCE053D3BFBA7522E87E"
0 PIN_FLD_PASSWD_EXPIRATION_T TSTAMP [0] (0) <null>
0 PIN_FLD_PASSWD_STATUS ENUM [0] 0
0 PIN_FLD_PROFILE_OBJ  POID [0] 0.0.0.0 0 0
0 PIN_FLD_SERVICE_ID   STR [0] ""
0 8053                 TSTAMP [0] (0) <null>
0 PIN_FLD_STATUS       ENUM [0] 10100
0 PIN_FLD_STATUS_FLAGS INT [0] 0
0 PIN_FLD_SUBSCRIPTION_OBJ POID [0] 0.0.0.0 0 0
0 PIN_FLD_TYPE          ENUM [0] 0
0 PIN_FLD_ALIAS_LIST   ARRAY [0] allocated 20, used 1
1   PIN_FLD_NAME        STR [0] "0049100701"
0 PIN_FLD_TELCO_INFO   SUBSTRUCT [0] allocated 20, used 1
1   PIN_FLD_PRIMARY_NUMBER INT [0] 0
0 PIN_FLD_GSM_INFO     SUBSTRUCT [0] allocated 20, used 2
1   PIN_FLD_BEARER_SERVICE STR [0] "Bearer Service"
1   PIN_FLD_IMEI        STR [0] "IMEI"
```

#### Operation: send is PCM\_OP\_BILL\_DEBIT (105)

```
Flags = 0
0 PIN_FLD_POID          POID [0] 0.0.0.1 /account 128819 0
0 PIN_FLD_PROGRAM_NAME STR [0] "NCC_BCD_Client"
0 PIN_FLD_OBJ_TYPE     STR [0] "gsm/ncc"
0 PIN_FLD_DEBIT        ARRAY [978] allocated 20, used 1
1   PIN_FLD_BAL_OPERAND DECIMAL [0] -0.5000000000000000
```

**Result: received for operation PCM\_OP\_BILL\_DEBIT (105)**

```

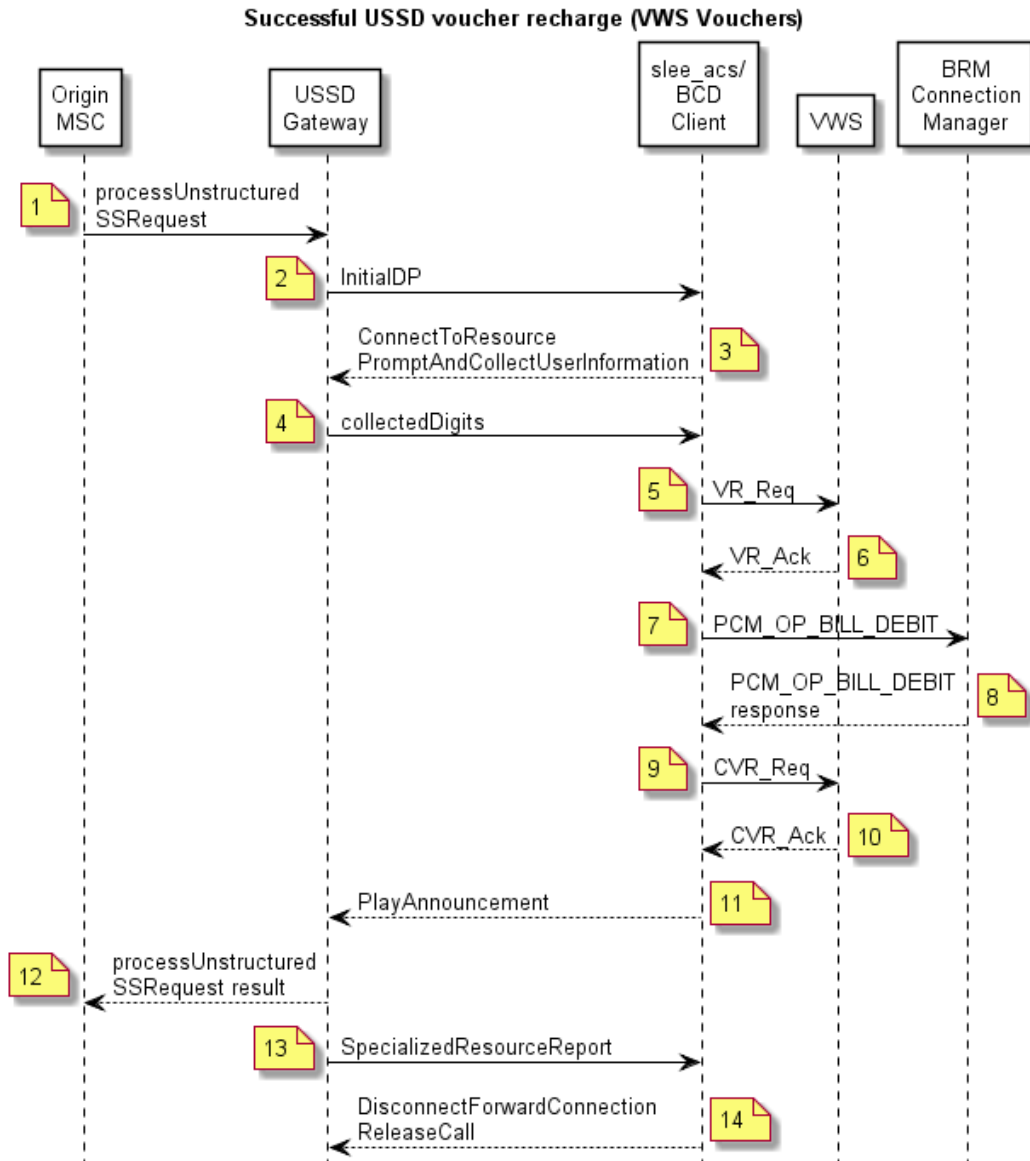
0 PIN_FLD_POID          POID [0] 0.0.0.1 /account 128819 0
0 PIN_FLD_RESULTS      ARRAY [0] allocated 20, used 4
1   PIN_FLD_BAL_IMPACTS ARRAY [0] allocated 20, used 17
2     PIN_FLD_IMPACT_TYPE ENUM [0] 2
2     PIN_FLD_RESOURCE_ID INT [0] 978
2     PIN_FLD_RESOURCE_ID_ORIG INT [0] 0
2     PIN_FLD_TAX_CODE STR [0] ""
2     PIN_FLD_RATE_TAG STR [0] ""
2     PIN_FLD_ACCOUNT_OBJ POID [0] 0.0.0.1 /account 128819 0
2     PIN_FLD_RATE_OBJ POID [0] 0.0.0.0 0 0
2     PIN_FLD_DISCOUNT DECIMAL [0] 0
2     PIN_FLD_PERCENT DECIMAL [0] 0
2     PIN_FLD_QUANTITY DECIMAL [0] 0
2     PIN_FLD_AMOUNT_DEFERRED DECIMAL [0] 0
2     PIN_FLD_AMOUNT DECIMAL [0] -0.500
2     PIN_FLD_AMOUNT_ORIG DECIMAL [0] NULL pin_decimal_t ptr
2     PIN_FLD_BAL_GRP_OBJ POID [0] 0.0.0.1 /balance_group 127667 0
2     PIN_FLD_GL_ID INT [0] 0
2     PIN_FLD_ITEM_OBJ POID [0] 0.0.0.1 /item/misc 129715 1466
2     PIN_FLD_LINEAGE STR [0] NULL str ptr
1   PIN_FLD_SUB_BAL_IMPACTS ARRAY [0] allocated 20, used 3
2     PIN_FLD_BAL_GRP_OBJ POID [0] 0.0.0.1 /balance_group 127667 6447
2     PIN_FLD_RESOURCE_ID INT [0] 978
2     PIN_FLD_SUB_BALANCES ARRAY [0] allocated 20, used 3
3       PIN_FLD_AMOUNT DECIMAL [0] -0.500
3       PIN_FLD_VALID_FROM TSTAMP [0] (0) <null>
3       PIN_FLD_VALID_TO TSTAMP [0] (0) <null>
1   PIN_FLD_ACCOUNT_OBJ POID [0] 0.0.0.1 /account 128819 0
1   PIN_FLD_POID POID [0] 0.0.0.1 /event/billing/debit 272643699316523851 0

```

## Successful USSD recharge using a VWS voucher

### Successful USSD recharge using a VWS voucher flow

Here is an example message flow for a scenario of a successful USSD recharge using a VWS voucher.



### Successful USSD recharge using a VWS voucher scenario

This scenario describes the sequence of messages that occurs for successful USSD recharge using a VWS voucher. In this scenario, the account is on BRM while the voucher is in the Convergent Charging Controller VWS.

Step	Action
1	<ul style="list-style-type: none"> <li>MSC sends processUnstructuredSS-Request to USSD Gateway</li> <li>The calling subscriber has sent a USSD message that contains the service code for a voucher recharge, the voucher number and PIN.</li> </ul>

Step	Action
2	<ul style="list-style-type: none"> <li>• The USSD Gateway sends InitialDP to the slee_acs process, using the USSD voucher recharge service key as determined by the service code configuration.</li> <li>• The CCS service loader looks up the subscriber and wallet in the SCP database on the SLC and determines that the wallet information is on the BRM domain. It also determines the control plan to run, using the serviceKey to select the USSD voucher recharge control plan.</li> <li>• The slee_acs process runs the control plan.</li> <li>• The slee_acs process reaches a Voucher Recharge feature node.</li> </ul>
3	<ul style="list-style-type: none"> <li>• The Voucher Recharge feature node sends ConnectToResource, PromptAndCollectUserInformation to USSD Gateway, instructing it to prompt the caller for the voucher number and PIN.</li> <li>• USSD Gateway retrieves the voucher number and PIN from the received processUnstructuredSS-Request.</li> </ul>
4	<ul style="list-style-type: none"> <li>• USSD Gateway sends the PromptAndCollectUserInformation result, containing the voucher number and PIN, to the slee_acs process.</li> <li>• The Voucher Recharge feature node invokes the VoucherRedeem action on the FOX actions library.</li> </ul>
5	<ul style="list-style-type: none"> <li>• The FOX actions library sends VR_Req to BeClient</li> <li>• BeClient sends VR_Req to VWS</li> </ul>
6	<ul style="list-style-type: none"> <li>• VWS sends VR_Ack to BeClient, indicating that the voucher has been reserved, and returning the recharge amounts for each balance type.</li> <li>• BeClient sends VR_Ack to the slee_acs process.</li> <li>• The Voucher Recharge feature node invokes the WalletRecharge action on the BCD actions library.</li> </ul>
7	<ul style="list-style-type: none"> <li>• The slee_acs process creates an FlistSleeEvent for a PCM_OP_BILL_DEBIT operation and sends it to the BCD Client.</li> <li>• The BCD actions library creates an event (FlistSleeEvent) that contains a PCM_OP_BILL_DEBIT operation and sends it to the BCD Client</li> <li>• The BCD Client invokes the PCM_OP_BILL_DEBIT operation and sets a timer to the configured value for this type of operation.</li> </ul>
8	<ul style="list-style-type: none"> <li>• BRM responds to the operation indicating that the account has been successfully recharged.</li> <li>• The BCD Client receives the operation output flist and sends it in an event (BcdSleeEvent) to the slee_acs process. It also marks the BRM connection as free for reuse and cancels the operation timer.</li> <li>• The BCD actions library translates the output flist into the response of the WalletRecharge action.</li> <li>• The Voucher Recharge feature node invokes the Voucher Confirm action on the FOX actions library.</li> </ul>
9	<ul style="list-style-type: none"> <li>• The FOX actions library sends CVR_Req to BeClient</li> <li>• BeClient sends CVR_Req to VWS.</li> </ul>
10	<ul style="list-style-type: none"> <li>• VWS sends CVR_Ack to BeClient, indicating that the voucher has been permanently marked as redeemed.</li> <li>• BeClient sends CVR_Ack to the slee_acs process.</li> </ul>
11	<ul style="list-style-type: none"> <li>• The Voucher Recharge feature node sends PlayAnnouncement to USSD Gateway.</li> <li>• USSD Gateway translates the announcement into text that states that the recharge was successful, based on configuration.</li> </ul>

Step	Action
12	<ul style="list-style-type: none"> <li>• USSD Gateway sends processUnstructuredSS-Request result to the MSC.</li> <li>• USSD text, which states that the recharge was successful, is displayed on the caller's handset.</li> </ul>
13	<ul style="list-style-type: none"> <li>• USSD Gateway sends SpecializedResourceReport to the slee_acs process.</li> </ul>
14	<ul style="list-style-type: none"> <li>• The control plan reaches an end node and ACS sends DisconnectForwardConnection and ReleaseCall actions to USSD Gateway.</li> </ul>

### Messages: successful USSD recharge using a VWS voucher

The following messages include operations sent to BRM and results returned by BRM for a VWS voucher recharge to a BRM account using USSD. The general message format is: nesting level (0; 1, or 2); field; data type; value.

#### Operation: send is PCM\_OP\_ACT\_FIND (159)

```
Flags = 0
0 PIN_FLD_POID          POID [0] 0.0.0.1 /service/telco/gsm/telephony -1 0
0 PIN_FLD_LOGIN        STR [0] "0049100701"
```

#### Result: received for operation PCM\_OP\_ACT\_FIND (159)

```
0 PIN_FLD_POID          POID [0] 0.0.0.1 /service/telco/gsm/telephony 91119 8
0 PIN_FLD_CREATED_T    TSTAMP [0] (1485826646) Tue Jan 31 01:37:26 2017
0 PIN_FLD_MOD_T        TSTAMP [0] (1485826647) Tue Jan 31 01:37:27 2017
0 PIN_FLD_READ_ACCESS  STR [0] "L"
0 PIN_FLD_WRITE_ACCESS STR [0] "L"
0 PIN_FLD_AAC_ACCESS   STR [0] ""
0 PIN_FLD_AAC_PACKAGE  STR [0] ""
0 PIN_FLD_AAC_PROMO_CODE STR [0] ""
0 PIN_FLD_AAC_SERIAL_NUM STR [0] ""
0 PIN_FLD_AAC_SOURCE   STR [0] ""
0 PIN_FLD_AAC_VENDOR   STR [0] ""
0 PIN_FLD_ACCOUNT_OBJ  POID [0] 0.0.0.1 /account 93423 0
0 PIN_FLD_BAL_GRP_OBJ  POID [0] 0.0.0.1 /balance_group 92655 0
0 PIN_FLD_CLOSE_WHEN_T TSTAMP [0] (0) <null>
0 PIN_FLD_EFFECTIVE_T  TSTAMP [0] (1485826646) Tue Jan 31 01:37:26 2017
0 PIN_FLD_ITEM_POID_LIST STR [0] "0.0.0.1|/item/misc 100941 0"
0 PIN_FLD_LASTSTAT_CMNT STR [0] ""
0 PIN_FLD_LAST_STATUS_T TSTAMP [0] (1485826646) Tue Jan 31 01:37:26 2017
0 8052                 INT [0] 0
0 PIN_FLD_LOGIN        STR [0] "893-20170130-173726-0-30615--152246576-den00bkf"
0 PIN_FLD_NAME         STR [0] "PIN Service Object"
0 PIN_FLD_NEXT_ITEM_POID_LIST STR [0] ""
0 PIN_FLD_OBJECT_CACHE_TYPE ENUM [0] 0
0 PIN_FLD_PASSWD       STR [0]
"sha1|50c2f101b640e2a5f7db3f42c083ea52ee05516b|A6CBC7C27AD6BCE053D3BFBA7522E87E"
0 PIN_FLD_PASSWD_EXPIRATION_T TSTAMP [0] (0) <null>
0 PIN_FLD_PASSWD_STATUS ENUM [0] 0
0 PIN_FLD_PROFILE_OBJ  POID [0] 0.0.0.0 0 0
0 PIN_FLD_SERVICE_ID   STR [0] ""
0 8053                 TSTAMP [0] (0) <null>
0 PIN_FLD_STATUS       ENUM [0] 10100
0 PIN_FLD_STATUS_FLAGS INT [0] 0
0 PIN_FLD_SUBSCRIPTION_OBJ POID [0] 0.0.0.0 0 0
0 PIN_FLD_TYPE         ENUM [0] 0
0 PIN_FLD_ALIAS_LIST   ARRAY [0] allocated 20, used 1
1   PIN_FLD_NAME        STR [0] "0049100701"
0 PIN_FLD_TELCO_INFO   SUBSTRUCT [0] allocated 20, used 1
1   PIN_FLD_PRIMARY_NUMBER INT [0] 0
0 PIN_FLD_GSM_INFO     SUBSTRUCT [0] allocated 20, used 2
1   PIN_FLD_BEARER_SERVICE STR [0] "Bearer Service"
1   PIN_FLD_IMEI        STR [0] "IMEI"
```

#### Operation: send is PCM\_OP\_BILL\_DEBIT (105)

```
Flags = 0
```



```

0 PIN_FLD_POID          POID [0] 0.0.0.1 /account 128819 0
0 PIN_FLD_PROGRAM_NAME STR [0] "NCC_BCD_Client"
0 PIN_FLD_OBJ_TYPE     STR [0] "gsm/ncc"
0 PIN_FLD_DEBIT        ARRAY [978] allocated 20, used 1
1   PIN_FLD_BAL_OPERAND DECIMAL [0] -0.5000000000000000

```

**Result: received for operation PCM\_OP\_BILL\_DEBIT (105)**

```

0 PIN_FLD_POID          POID [0] 0.0.0.1 /account 128819 0
0 PIN_FLD_RESULTS      ARRAY [0] allocated 20, used 4
1   PIN_FLD_BAL_IMPACTS ARRAY [0] allocated 20, used 17
2     PIN_FLD_IMPACT_TYPE ENUM [0] 2
2     PIN_FLD_RESOURCE_ID INT [0] 978
2     PIN_FLD_RESOURCE_ID_ORIG INT [0] 0
2     PIN_FLD_TAX_CODE STR [0] ""
2     PIN_FLD_RATE_TAG STR [0] ""
2     PIN_FLD_ACCOUNT_OBJ POID [0] 0.0.0.1 /account 128819 0
2     PIN_FLD_RATE_OBJ POID [0] 0.0.0.0 0 0
2     PIN_FLD_DISCOUNT DECIMAL [0] 0
2     PIN_FLD_PERCENT DECIMAL [0] 0
2     PIN_FLD_QUANTITY DECIMAL [0] 0
2     PIN_FLD_AMOUNT_DEFERRED DECIMAL [0] 0
2     PIN_FLD_AMOUNT DECIMAL [0] -0.500
2     PIN_FLD_AMOUNT_ORIG DECIMAL [0] NULL pin_decimal_t ptr
2     PIN_FLD_BAL_GRP_OBJ POID [0] 0.0.0.1 /balance_group 127667 0
2     PIN_FLD_GL_ID INT [0] 0
2     PIN_FLD_ITEM_OBJ POID [0] 0.0.0.1 /item/misc 129715 1466
2     PIN_FLD_LINEAGE STR [0] NULL str ptr
1   PIN_FLD_SUB_BAL_IMPACTS ARRAY [0] allocated 20, used 3
2     PIN_FLD_BAL_GRP_OBJ POID [0] 0.0.0.1 /balance_group 127667 6447
2     PIN_FLD_RESOURCE_ID INT [0] 978
2     PIN_FLD_SUB_BALANCES ARRAY [0] allocated 20, used 3
3       PIN_FLD_AMOUNT DECIMAL [0] -0.500
3       PIN_FLD_VALID_FROM TSTAMP [0] (0) <null>
3       PIN_FLD_VALID_TO TSTAMP [0] (0) <null>
1   PIN_FLD_ACCOUNT_OBJ POID [0] 0.0.0.1 /account 128819 0
1   PIN_FLD_POID POID [0] 0.0.0.1 /event/billing/debit 272643699316523851 0

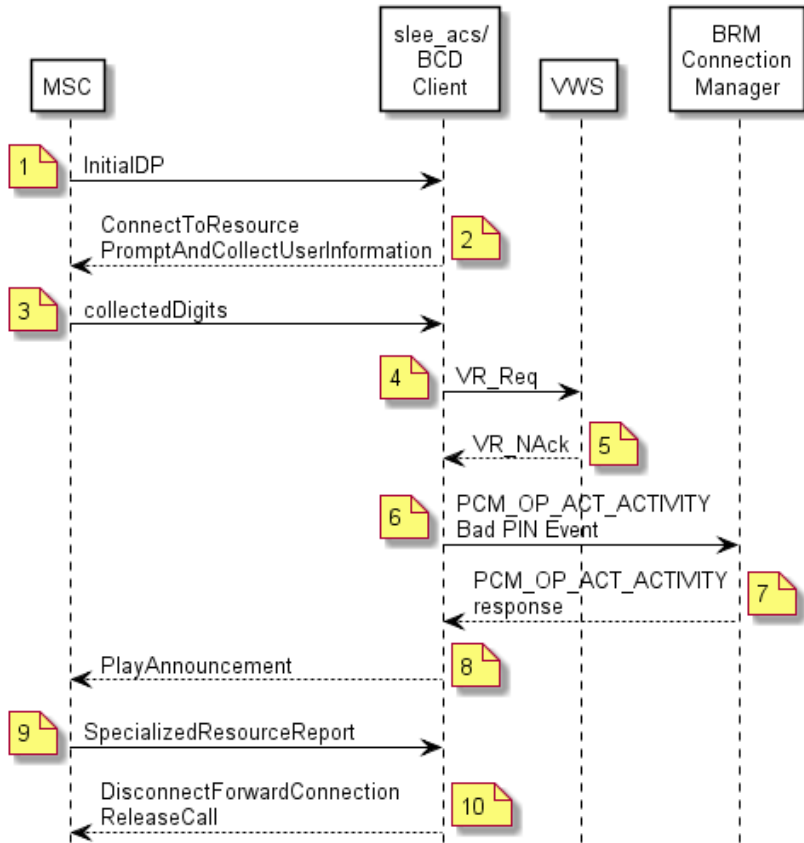
```

## Error on IVR Recharge using a VWS voucher with invalid PIN

### Error on IVR Recharge using a VWS voucher with invalid PIN flow

Here is an example message flow for an error on an IVR Recharge using a VWS voucher with an invalid PIN.

**Error on IVR voucher recharge with invalid PIN flow (VWS Vouchers)**



### Error on IVR recharge using a VWS voucher with invalid PIN scenario

This scenario describes the sequence of messages that occurs for an error when the subscriber calls the toll free number to request a voucher recharge but the subscriber's PIN is invalid. In this scenario, the account is on BRM while the voucher is in the Convergent Charging Controller VWS.

Step	Action
1	<ul style="list-style-type: none"> <li>The subscriber calls the toll free number for a voucher recharge</li> <li>MSC sends InitialDP to the slee_acs process with serviceKey set to a special value indicating voucher recharge.</li> <li>xmsTrigger sends InitialDP to the slee_acs process.</li> </ul>

Step	Action
2	<ul style="list-style-type: none"> <li>• The CCS service loader looks up the subscriber and wallet in the SCP database on the SLC and determines that the wallet information is on the BRM domain and VWS is used for the voucher. It also uses the serviceKey to select the voucher recharge control plan.</li> <li>• The slee_acs process runs the control plan.</li> <li>• The slee_acs process reaches a Voucher Recharge feature node.</li> <li>• The Voucher Recharge feature node sends ConnectToResource, PromptAndCollectUserInfo to the MSC, instructing the MSC to prompt the caller for the voucher number and PIN.</li> </ul>
3	<ul style="list-style-type: none"> <li>• MSC plays the specified announcement to the caller and collects the voucher number and PIN.</li> <li>• MSC sends PromptAndCollectUserInfo result, containing voucher number and PIN to the slee_acs process.</li> </ul>
4	<ul style="list-style-type: none"> <li>• The Voucher Recharge feature node invokes the VoucherRedeem action on the FOX actions library.</li> <li>• FOX actions library sends VR_Req to BeClient.</li> <li>• BeClient sends VR_Req to VWS.</li> </ul>
5	<ul style="list-style-type: none"> <li>• VWS sends VR_Nack to BeClient, indicating that the voucher PIN is incorrect.</li> <li>• The Voucher Recharge feature node invokes the VoucherBadPIN action on the BCD actions library.</li> <li>• The VoucherBadPIN action does nothing and returns success.</li> <li>• The Voucher Recharge feature node invokes the VoucherCreateEDR action on the BCD actions library to create a record for the bad PIN attempt.</li> </ul>
6	<ul style="list-style-type: none"> <li>• The VoucherCreateEDR action creates an event (FlistSleeEvent) that contains a PCM_OP_ACT_ACTIVITY operation for the special voucher bad PIN event and sends it to BCD Client.</li> <li>• The BCD Client invokes the PCM_OP_ACT_ACTIVITY operation and sets a timer to the configured value for this type of operation.</li> </ul>
7	<ul style="list-style-type: none"> <li>• BRM creates a record for the bad PIN event and responds to the operation by indicating that this has been done.</li> <li>• The BCD Client receives the operation output flist and sends it in an event (BcdSleeEvent) to the slee_acs process. It also marks the BRM connection as free for reuse and cancels the operation timer.</li> <li>• The BCD actions library translates the output flist into the response of the VoucherCreateEDR action.</li> </ul>
<p><b>Note:</b>Recording bad PIN attempts would allow BRM to freeze accounts against which a large number of bad PIN attempts have been made. Some customization would be required, however, for BRM to freeze an account.</p>	
8	<ul style="list-style-type: none"> <li>• The Voucher Recharge feature node sends PlayAnnouncement to the MSC.</li> <li>• MSC plays an announcement to the caller, stating that the recharge was unsuccessful.</li> </ul>
9	<ul style="list-style-type: none"> <li>• The announcement finishes and MSC sends SpecializedResourceReport to the slee_acs process.</li> </ul>
10	<ul style="list-style-type: none"> <li>• The control plan reaches an end node and ACS sends DisconnectForwardConnection and ReleaseCall actions to the MSC and clears the call context.</li> <li>• The caller is disconnected.</li> </ul>

**Messages: error on IVR recharge using a VWS voucher with an invalid PIN**

The following messages include operations sent to BRM and results returned by BRM for an IVR recharge using a VWS voucher with an invalid PIN. The general message format is: nesting level (0; 1, or 2); field; data type; value.

**Operation: send is PCM\_OP\_ACT\_FIND (159)**

```
Flags = 0
0 PIN_FLD_POID          POID [0] 0.0.0.1 /service/telco/gsm/telephony -1 0
0 PIN_FLD_LOGIN        STR [0] "0049100701"
```

**Result: received for operation PCM\_OP\_ACT\_FIND (159)**

```
0 PIN_FLD_POID          POID [0] 0.0.0.1 /service/telco/gsm/telephony 91119 8
0 PIN_FLD_CREATED_T    TSTAMP [0] (1485826646) Tue Jan 31 01:37:26 2017
0 PIN_FLD_MOD_T        TSTAMP [0] (1485826647) Tue Jan 31 01:37:27 2017
0 PIN_FLD_READ_ACCESS  STR [0] "L"
0 PIN_FLD_WRITE_ACCESS STR [0] "L"
0 PIN_FLD_AAC_ACCESS   STR [0] ""
0 PIN_FLD_AAC_PACKAGE  STR [0] ""
0 PIN_FLD_AAC_PROMO_CODE STR [0] ""
0 PIN_FLD_AAC_SERIAL_NUM STR [0] ""
0 PIN_FLD_AAC_SOURCE   STR [0] ""
0 PIN_FLD_AAC_VENDOR   STR [0] ""
0 PIN_FLD_ACCOUNT_OBJ  POID [0] 0.0.0.1 /account 93423 0
0 PIN_FLD_BAL_GRP_OBJ  POID [0] 0.0.0.1 /balance_group 92655 0
0 PIN_FLD_CLOSE_WHEN_T TSTAMP [0] (0) <null>
0 PIN_FLD_EFFECTIVE_T  TSTAMP [0] (1485826646) Tue Jan 31 01:37:26 2017
0 PIN_FLD_ITEM_POID_LIST STR [0] "0.0.0.1|/item/misc 100941 0"
0 PIN_FLD_LASTSTAT_CMNT STR [0] ""
0 PIN_FLD_LAST_STATUS_T TSTAMP [0] (1485826646) Tue Jan 31 01:37:26 2017
0 8052                 INT [0] 0
0 PIN_FLD_LOGIN        STR [0] "893-20170130-173726-0-30615--152246576-den00bkf"
0 PIN_FLD_NAME         STR [0] "PIN Service Object"
0 PIN_FLD_NEXT_ITEM_POID_LIST STR [0] ""
0 PIN_FLD_OBJECT_CACHE_TYPE ENUM [0] 0
0 PIN_FLD_PASSWD       STR [0]
"sha1|50c2f101b640e2a5f7db3f42c083ea52ee05516b|A6CBC7C27AD6BCE053D3BFBA7522E87E"
0 PIN_FLD_PASSWD_EXPIRATION_T TSTAMP [0] (0) <null>
0 PIN_FLD_PASSWD_STATUS ENUM [0] 0
0 PIN_FLD_PROFILE_OBJ  POID [0] 0.0.0.0 0 0
0 PIN_FLD_SERVICE_ID   STR [0] ""
0 8053                 TSTAMP [0] (0) <null>
0 PIN_FLD_STATUS       ENUM [0] 10100
0 PIN_FLD_STATUS_FLAGS INT [0] 0
0 PIN_FLD_SUBSCRIPTION_OBJ POID [0] 0.0.0.0 0 0
0 PIN_FLD_TYPE         ENUM [0] 0
0 PIN_FLD_ALIAS_LIST   ARRAY [0] allocated 20, used 1
1 PIN_FLD_NAME         STR [0] "0049100701"
0 PIN_FLD_TELCO_INFO   SUBSTRUCT [0] allocated 20, used 1
1 PIN_FLD_PRIMARY_NUMBER INT [0] 0
0 PIN_FLD_GSM_INFO     SUBSTRUCT [0] allocated 20, used 2
1 PIN_FLD_BEARER_SERVICE STR [0] "Bearer Service"
1 PIN_FLD_IMEI         STR [0] "IMEI"
```

**Operation: send is PCM\_OP\_ACT\_ACTIVITY (151)**

```
Flags = 0
0 PIN_FLD_POID          POID [0] 0.0.0.1 /account 128819 0
0 PIN_FLD_PROGRAM_NAME STR [0] "NCC_BCD_Client"
0 PIN_FLD_OBJ_TYPE     STR [0] "/voucher"
0 PIN_FLD_INHERITED_INFO SUBSTRUCT [0] allocated 20, used 1
1 10000                SUBSTRUCT [0] allocated 20, used 2
2 10007                STR [0] "9876543214"
2 10008                STR [0] "3210"
0 PIN_FLD_BAL_IMPACTS  ARRAY [1000011] allocated 20, used 4
1 PIN_FLD_AMOUNT       DECIMAL [0] 1
1 PIN_FLD_RESOURCE_ID  INT [0] 1000011
1 PIN_FLD_ACCOUNT_OBJ  POID [0] 0.0.0.1 /account 128819 0
1 PIN_FLD_IMPACT_TYPE  ENUM [0] 2
```

**Result: received for operation PCM\_OP\_ACT\_ACTIVITY (151)**

```

0 PIN_FLD_POID          POID [0] 0.0.0.1 /account 128819 0
0 PIN_FLD_RESULTS      ARRAY [0] allocated 20, used 4
1   PIN_FLD_BAL_IMPACTS ARRAY [1000011] allocated 20, used 8
2     PIN_FLD_AMOUNT    DECIMAL [0] 1
2     PIN_FLD_RESOURCE_ID INT [0] 1000011
2     PIN_FLD_ACCOUNT_OBJ POID [0] 0.0.0.1 /account 128819 0
2     PIN_FLD_IMPACT_TYPE ENUM [0] 2
2     PIN_FLD_GL_ID      INT [0] 0
2     PIN_FLD_ITEM_OBJ   POID [0] 0.0.0.1 /item/misc 175577 0
2     PIN_FLD_BAL_GRP_OBJ POID [0] 0.0.0.1 /balance_group 127667 6530
2     PIN_FLD_LINEAGE    STR [0] NULL str ptr
1   PIN_FLD_SUB_BAL_IMPACTS ARRAY [1000011] allocated 20, used 3
2     PIN_FLD_BAL_GRP_OBJ POID [0] 0.0.0.1 /balance_group 127667 6531
2     PIN_FLD_RESOURCE_ID INT [0] 1000011
2     PIN_FLD_SUB_BALANCES ARRAY [4] allocated 20, used 3
3       PIN_FLD_AMOUNT    DECIMAL [0] 1
3       PIN_FLD_VALID_FROM TSTAMP [0] (0) <null>
3       PIN_FLD_VALID_TO   TSTAMP [0] (0) <null>
1   PIN_FLD_ACCOUNT_OBJ POID [0] 0.0.0.1 /account 128819 0
1   PIN_FLD_POID        POID [0] 0.0.0.1 /event/activity/voucher 272643699316532185 0

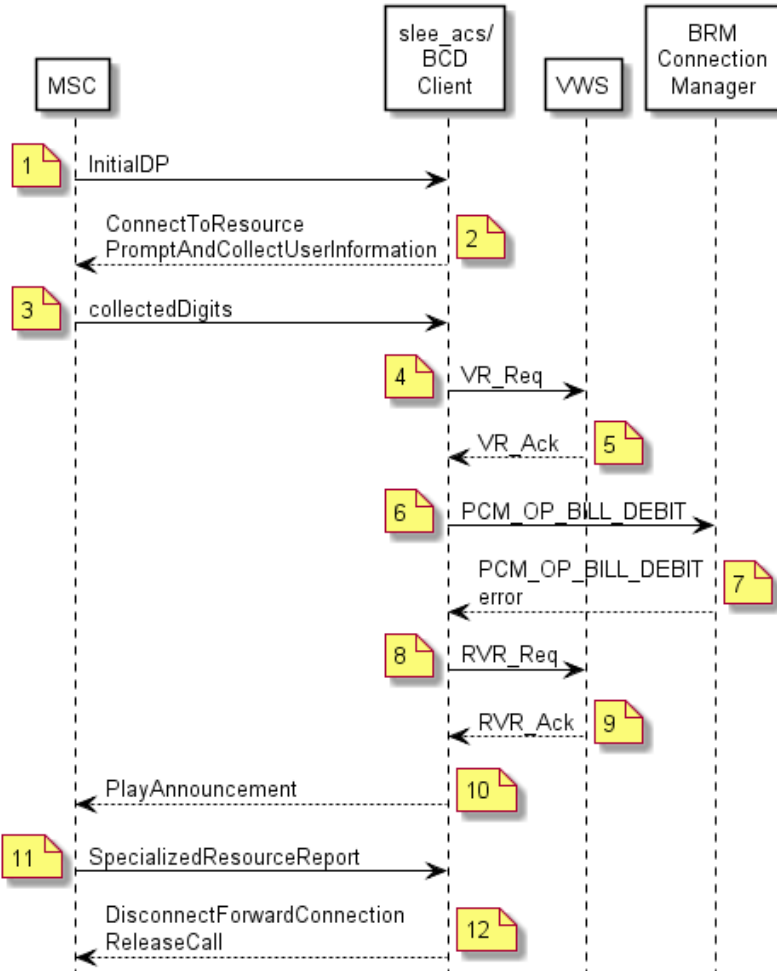
```

## Error on IVR recharge account topup failed

### Error on IVR recharge account topup failed flow

Here is an example message flow for an IVR Recharge in which an account topup failed.

**Error on IVR voucher recharge topup failed flow (VWS Vouchers)**



### Error on IVR recharge account topup failed scenario

This scenario describes the sequence of messages that occurs when a subscriber calls a toll-free number to request a voucher recharge but the action to recharge the subscriber's wallet on BRM fails. In this scenario, the account is on BRM while the voucher is in the Convergent Charging Controller VWS.

Step	Action
1	<ul style="list-style-type: none"> <li>The subscriber calls the toll free number for a voucher recharge.</li> <li>MSC sends InitialDP to the slee_acs process with serviceKey set to a special value indicating voucher recharge.</li> </ul>

Step	Action
2	<ul style="list-style-type: none"> <li>• The CCS service loader looks up the subscriber and wallet in the SCP database on the SLC and determines that the wallet information is on the BRM domain and VWS is used for the voucher. It also uses the serviceKey to select the voucher recharge control plan.</li> <li>• The slee_acs process runs the control plan.</li> <li>• The slee_acs process reaches a Voucher Recharge feature node.</li> <li>• The Voucher Recharge feature node sends ConnectToResource, PromptAndCollectUserInfo to the MSC, instructing the MSC to prompt the caller for the voucher number and PIN.</li> </ul>
3	<ul style="list-style-type: none"> <li>• MSC plays the specified announcement to the caller and collects the voucher number and PIN.</li> <li>• MSC sends PromptAndCollectUserInfo result, containing voucher number and PIN to the slee_acs process.</li> </ul>
4	<ul style="list-style-type: none"> <li>• The Voucher Recharge feature node invokes the VoucherRedeem action on the FOX actions library.</li> <li>• FOX actions library sends VR_Req to BeClient.</li> <li>• BeClient sends VR_Req to VWS.</li> </ul>
5	<ul style="list-style-type: none"> <li>• VWS sends VR_Ack to BeClient, indicating that the voucher has been reserved, and returning the recharge amounts for each balance type.</li> <li>• BeClient sends VR_Ack to the slee_acs process.</li> </ul>
6	<ul style="list-style-type: none"> <li>• The Voucher Recharge feature node invokes the WalletRecharge action on the BCD actions library.</li> <li>• The BCD actions library constructs an event (BcdSleeEvent) containing PCM_OP_BILL_DEBIT and sends it to the BCD Client.</li> <li>• The BCD Client invokes the PCM_OP_BILL_DEBIT operation and sets a timer to the configured value for this type of operation.</li> </ul>
7	<ul style="list-style-type: none"> <li>• BRM responds to the operation by indicating that the account has not been recharged.</li> <li>• The BCD Client receives the operation output flist and sends it in an event (BcdSleeEvent) to the slee_acs process. It also marks the BRM connection as free for reuse and cancels the operation timer.</li> <li>• The BCD actions library translates the output flist into the error response of the WalletRecharge action.</li> <li>• The Voucher Recharge feature node invokes the VoucherRevoke action on the FOX actions library.</li> </ul>
8	<ul style="list-style-type: none"> <li>• The FOX actions library sends RVR_Req to BeClient.</li> <li>• BeClient sends RVR_Req to VWS.</li> </ul>
9	<ul style="list-style-type: none"> <li>• VWS sends RVR_Ack to BeClient, indicating that the voucher reservation has been revoked.</li> <li>• BeClient sends CVR_Ack to the slee_acs process.</li> </ul>
10	<ul style="list-style-type: none"> <li>• The Voucher Recharge feature node sends PlayAnnouncement to the MSC.</li> <li>• MSC plays an announcement to the caller, stating that the recharge was not successful.</li> </ul>
11	<ul style="list-style-type: none"> <li>• The announcement finishes and MSC sends SpecializedResourceReport to the slee_acs process.</li> </ul>

Step	Action
12	<ul style="list-style-type: none"> <li>The control plan reaches an end node and ACS sends DisconnectForwardConnection and ReleaseCall actions to the MSC and clears the call connection.</li> <li>The caller is disconnected.</li> </ul>

### Messages: Error on IVR recharge account topup failed

The following messages include operations sent to BRM and results returned by BRM for an IVR recharge when the account topup failed. The general message format is: nesting level (0; 1, or 2); field; data type; value.

#### Operation: send is PCM\_OP\_ACT\_FIND (159)

```
Flags = 0
0 PIN_FLD_POID          POID [0] 0.0.0.1 /service/telco/gsm/telephony -1 0
0 PIN_FLD_LOGIN        STR [0] "0049100701"
```

#### Result: received for operation PCM\_OP\_ACT\_FIND (159)

```
0 PIN_FLD_POID          POID [0] 0.0.0.1 /service/telco/gsm/telephony 91119 8
0 PIN_FLD_CREATED_T    TSTAMP [0] (1485826646) Tue Jan 31 01:37:26 2017
0 PIN_FLD_MOD_T        TSTAMP [0] (1485826647) Tue Jan 31 01:37:27 2017
0 PIN_FLD_READ_ACCESS  STR [0] "L"
0 PIN_FLD_WRITE_ACCESS STR [0] "L"
0 PIN_FLD_AAC_ACCESS   STR [0] ""
0 PIN_FLD_AAC_PACKAGE  STR [0] ""
0 PIN_FLD_AAC_PROMO_CODE STR [0] ""
0 PIN_FLD_AAC_SERIAL_NUM STR [0] ""
0 PIN_FLD_AAC_SOURCE   STR [0] ""
0 PIN_FLD_AAC_VENDOR   STR [0] ""
0 PIN_FLD_ACCOUNT_OBJ  POID [0] 0.0.0.1 /account 93423 0
0 PIN_FLD_BAL_GRP_OBJ  POID [0] 0.0.0.1 /balance_group 92655 0
0 PIN_FLD_CLOSE_WHEN_T TSTAMP [0] (0) <null>
0 PIN_FLD_EFFECTIVE_T  TSTAMP [0] (1485826646) Tue Jan 31 01:37:26 2017
0 PIN_FLD_ITEM_POID_LIST STR [0] "0.0.0.1|/item/misc 100941 0"
0 PIN_FLD_LASTSTAT_CMNT STR [0] ""
0 PIN_FLD_LAST_STATUS_T TSTAMP [0] (1485826646) Tue Jan 31 01:37:26 2017
0 8052                 INT [0] 0
0 PIN_FLD_LOGIN        STR [0] "893-20170130-173726-0-30615--152246576-den00bkf"
0 PIN_FLD_NAME         STR [0] "PIN Service Object"
0 PIN_FLD_NEXT_ITEM_POID_LIST STR [0] ""
0 PIN_FLD_OBJECT_CACHE_TYPE ENUM [0] 0
0 PIN_FLD_PASSWD       STR [0]
"sha1|50c2f101b640e2a5f7db3f42c083ea52ee05516b|A6CBC7C27AD6BCE053D3BFBA7522E87E"
0 PIN_FLD_PASSWD_EXPIRATION_T TSTAMP [0] (0) <null>
0 PIN_FLD_PASSWD_STATUS ENUM [0] 0
0 PIN_FLD_PROFILE_OBJ  POID [0] 0.0.0.0 0 0
0 PIN_FLD_SERVICE_ID   STR [0] ""
0 8053                 TSTAMP [0] (0) <null>
0 PIN_FLD_STATUS       ENUM [0] 10100
0 PIN_FLD_STATUS_FLAGS INT [0] 0
0 PIN_FLD_SUBSCRIPTION_OBJ POID [0] 0.0.0.0 0 0
0 PIN_FLD_TYPE         ENUM [0] 0
0 PIN_FLD_ALIAS_LIST  ARRAY [0] allocated 20, used 1
1   PIN_FLD_NAME       STR [0] "0049100701"
0 PIN_FLD_TELCO_INFO  SUBSTRUCT [0] allocated 20, used 1
1   PIN_FLD_PRIMARY_NUMBER INT [0] 0
0 PIN_FLD_GSM_INFO    SUBSTRUCT [0] allocated 20, used 2
1   PIN_FLD_BEARER_SERVICE STR [0] "Bearer Service"
1   PIN_FLD_IMEI       STR [0] "IMEI"
```

#### Operation: send is PCM\_OP\_BILL\_DEBIT (105)

```
Flags = 0
0 PIN_FLD_POID          POID [0] 0.0.0.1 /account 128819 0
0 PIN_FLD_PROGRAM_NAME STR [0] "NCC_BCD_Client"
0 PIN_FLD_OBJ_TYPE     STR [0] "gsm/ncc"
0 PIN_FLD_DEBIT        ARRAY [978] allocated 20, used 1
```



```
1 PIN_FLD_BAL_OPERAND DECIMAL [0] -0.5000000000000000
```

**Result:** received for operation PCM\_OP\_BILL\_DEBIT(105)

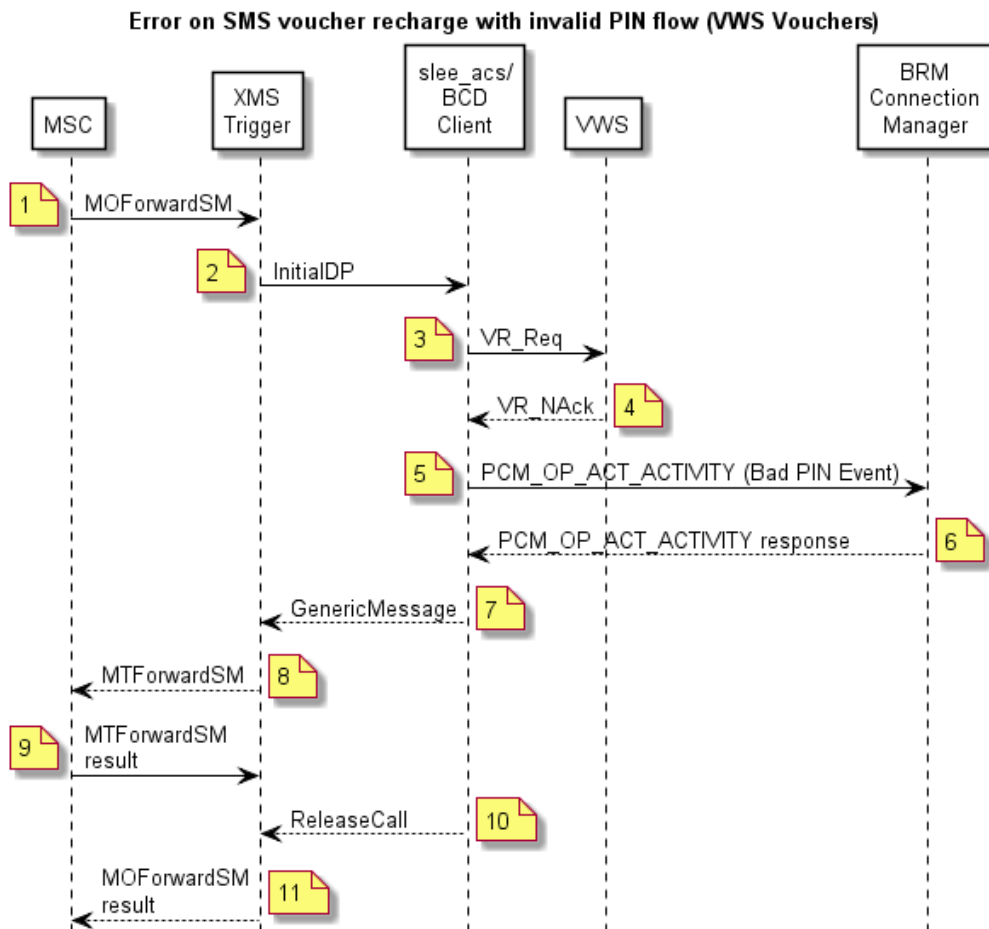
```
0 PIN_FLD_POID POID [0] 0.0.0.1 /error_poid 128819 0
```

```
Error specified:
location=5
pin_errclass=4
pin_err=3
field=83893688
rec_id=0
reserved=0
facility=0
msg_id=0
version=0
```

## Error on SMS recharge with invalid PIN

### Error on SMS recharge with invalid PIN flow

Here is an example message flow for an error on an SMS recharge with an invalid PIN.



### Error on SMS recharge with invalid PIN scenario

This scenario describes the sequence of messages that occurs when a subscriber's attempt to recharge a voucher fails due to an invalid PIN and MSC sends a short text message to inform the caller. In this scenario, the account is on BRM while the voucher is in the Convergent Charging Controller VWS.

Step	Action
1	<ul style="list-style-type: none"> <li>MSC sends MOForwardSM to xmsTrigger.</li> <li>The subscriber has sent an SMS, which contains the voucher and PIN, from a GSM phone to the SMS recharge number.</li> </ul>
2	<ul style="list-style-type: none"> <li>xmsTrigger sends InitialDP to the slee_acs process, with the service key set to a special value indicating SMS recharge.</li> <li>The slee_acs process on the SLC receives the InitialDP and passes it to the CCS service loader.</li> <li>The CCS service loader looks up the subscriber and wallet in the SCP database on the SLC and determines that the wallet information is in the BRM domain. It also determines the control plan to run, based on the serviceKey.</li> <li>The slee_acs process runs the SMS recharge control plan.</li> <li>The slee_acs process reaches an Extract Content feature node, which extracts the voucher number and PIN from the SMS and places them in temporary storage.</li> <li>The slee_acs process reaches a Voucher Recharge feature node, which extracts the voucher number and PIN from temporary storage and uses them to invoke a VoucherRedeem action on the FOX actions library.</li> </ul>
3	<ul style="list-style-type: none"> <li>FOX actions library sends VR_Req to BeClient.</li> <li>BeClient send VR_Req to VWS.</li> </ul>
4	<ul style="list-style-type: none"> <li>VWS sends VR_Nack to BeClient, indicating that the voucher PIN is incorrect.</li> <li>The Voucher Recharge feature node invokes a VoucherBadPIN action on the BCD actions library.</li> <li>The VoucherBadPIN action does nothing and returns success.</li> <li>The Voucher Recharge feature node invokes the VoucherCreateEDR action on the BCD actions library, to create a record for the bad PIN attempt.</li> </ul>
5	<ul style="list-style-type: none"> <li>VoucherCreateEDR action constructs an event (FlistSleeEvent) that contains a PCM_OP_ACT_ACTIVITY operation for the special voucher bad PIN event and sends it to BCD Client.</li> <li>The BCD Client invokes the PCM_OP_ACT_ACTIVITY operation and sets a timer to the configured value for this type of operation.</li> </ul>
6	<ul style="list-style-type: none"> <li>BRM creates a record for the bad PIN event and responds to the operation by indicating that this has been done.</li> <li>The BCD Client receives the operation output flist and sends it in an event (BcdSleeEvent) to the slee_acs process. It also marks the BRM connection as free for reuse and cancels the operation timer.</li> <li>The BCD actions library translates the output flist into the response of the VoucherCreateEDR action.</li> <li>The slee_acs process takes the Voucher Invalid branch of the Voucher Recharge feature node and reaches a Send Short Message Notification feature node, which specifies sending a failure text message.</li> </ul>
7	<ul style="list-style-type: none"> <li>The SSMN feature node creates an MMX GenericMessage containing the failure message and sends it to xmsTrigger .</li> </ul>
8	<ul style="list-style-type: none"> <li>xmsTrigger sends an MTForwardSM operation to the MSC, containing the failure message.</li> </ul>
9	<ul style="list-style-type: none"> <li>The MSC sends an SMS containing the failure message to the caller.</li> </ul>

Step	Action
10	<ul style="list-style-type: none"> <li>The slee_acs process reaches an Accept feature node, which sends ReleaseCall to xmsTrigger.</li> </ul>
11	<ul style="list-style-type: none"> <li>xmsTrigger sends a MOForwardSM result to the MSC.</li> <li>The MSC sends a notification of successful delivery of the original SMS to the caller.</li> <li>The slee_acs process reaches an end node and clears the call context.</li> </ul>

### Messages: error on SMS recharge with invalid PIN

The following messages include operations sent to BRM and results returned by BRM when an error occurs for a voucher recharge with an invalid PIN using SMS. The general message format is: nesting level (0; 1, or 2); field; data type; value.

#### Operation: send is PCM\_OP\_ACT\_FIND (159)

```
Flags = 0
0 PIN_FLD_POID          POID [0] 0.0.0.1 /service/telco/gsm/telephony -1 0
0 PIN_FLD_LOGIN        STR [0] "0049100701"
```

#### Result: received for operation PCM\_OP\_ACT\_FIND (159)

```
0 PIN_FLD_POID          POID [0] 0.0.0.1 /service/telco/gsm/telephony 91119 8
0 PIN_FLD_CREATED_T    TSTAMP [0] (1485826646) Tue Jan 31 01:37:26 2017
0 PIN_FLD_MOD_T        TSTAMP [0] (1485826647) Tue Jan 31 01:37:27 2017
0 PIN_FLD_READ_ACCESS  STR [0] "L"
0 PIN_FLD_WRITE_ACCESS STR [0] "L"
0 PIN_FLD_AAC_ACCESS   STR [0] ""
0 PIN_FLD_AAC_PACKAGE  STR [0] ""
0 PIN_FLD_AAC_PROMO_CODE STR [0] ""
0 PIN_FLD_AAC_SERIAL_NUM STR [0] ""
0 PIN_FLD_AAC_SOURCE   STR [0] ""
0 PIN_FLD_AAC_VENDOR   STR [0] ""
0 PIN_FLD_ACCOUNT_OBJ  POID [0] 0.0.0.1 /account 93423 0
0 PIN_FLD_BAL_GRP_OBJ  POID [0] 0.0.0.1 /balance_group 92655 0
0 PIN_FLD_CLOSE_WHEN_T TSTAMP [0] (0) <null>
0 PIN_FLD_EFFECTIVE_T  TSTAMP [0] (1485826646) Tue Jan 31 01:37:26 2017
0 PIN_FLD_ITEM_POID_LIST STR [0] "0.0.0.1|/item/misc 100941 0"
0 PIN_FLD_LASTSTAT_CMNT STR [0] ""
0 PIN_FLD_LAST_STATUS_T TSTAMP [0] (1485826646) Tue Jan 31 01:37:26 2017
0 8052                 INT [0] 0
0 PIN_FLD_LOGIN        STR [0] "893-20170130-173726-0-30615--152246576-den00bkf"
0 PIN_FLD_NAME         STR [0] "PIN Service Object"
0 PIN_FLD_NEXT_ITEM_POID_LIST STR [0] ""
0 PIN_FLD_OBJECT_CACHE_TYPE ENUM [0] 0
0 PIN_FLD_PASSWD       STR [0]
"sha1|50c2f101b640e2a5f7db3f42c083ea52ee05516b|a6cbc7c27ad6bce053d3bfba7522e87e"
0 PIN_FLD_PASSWD_EXPIRATION_T TSTAMP [0] (0) <null>
0 PIN_FLD_PASSWD_STATUS ENUM [0] 0
0 PIN_FLD_PROFILE_OBJ  POID [0] 0.0.0.0 0 0
0 PIN_FLD_SERVICE_ID   STR [0] ""
0 8053                 TSTAMP [0] (0) <null>
0 PIN_FLD_STATUS       ENUM [0] 10100
0 PIN_FLD_STATUS_FLAGS INT [0] 0
0 PIN_FLD_SUBSCRIPTION_OBJ POID [0] 0.0.0.0 0 0
0 PIN_FLD_TYPE         ENUM [0] 0
0 PIN_FLD_ALIAS_LIST   ARRAY [0] allocated 20, used 1
1   PIN_FLD_NAME       STR [0] "0049100701"
0 PIN_FLD_TELCO_INFO   SUBSTRUCT [0] allocated 20, used 1
1   PIN_FLD_PRIMARY_NUMBER INT [0] 0
0 PIN_FLD_GSM_INFO     SUBSTRUCT [0] allocated 20, used 2
1   PIN_FLD_BEARER_SERVICE STR [0] "Bearer Service"
1   PIN_FLD_IMEI        STR [0] "IMEI"
```

#### Operation: send is PCM\_OP\_ACT\_ACTIVITY (151)

```
Flags = 0
```

## Chapter 7

```
0 PIN_FLD_POID          POID [0] 0.0.0.1 /account 128819 0
0 PIN_FLD_PROGRAM_NAME STR [0] "NCC_BCD_Client"
0 PIN_FLD_OBJ_TYPE      STR [0] "/voucher"
0 PIN_FLD_INHERITED_INFO SUBSTRUCT [0] allocated 20, used 1
1   10000                SUBSTRUCT [0] allocated 20, used 2
2     10007                STR [0] "9876543214"
2     10008                STR [0] "3210"
0 PIN_FLD_BAL_IMPACTS   ARRAY [1000011] allocated 20, used 4
1   PIN_FLD_AMOUNT       DECIMAL [0] 1
1   PIN_FLD_RESOURCE_ID  INT [0] 1000011
1   PIN_FLD_ACCOUNT_OBJ  POID [0] 0.0.0.1 /account 128819 0
1   PIN_FLD_IMPACT_TYPE  ENUM [0] 2
```

### Result: received for operation PCM\_OP\_ACT\_ACTIVITY (151)

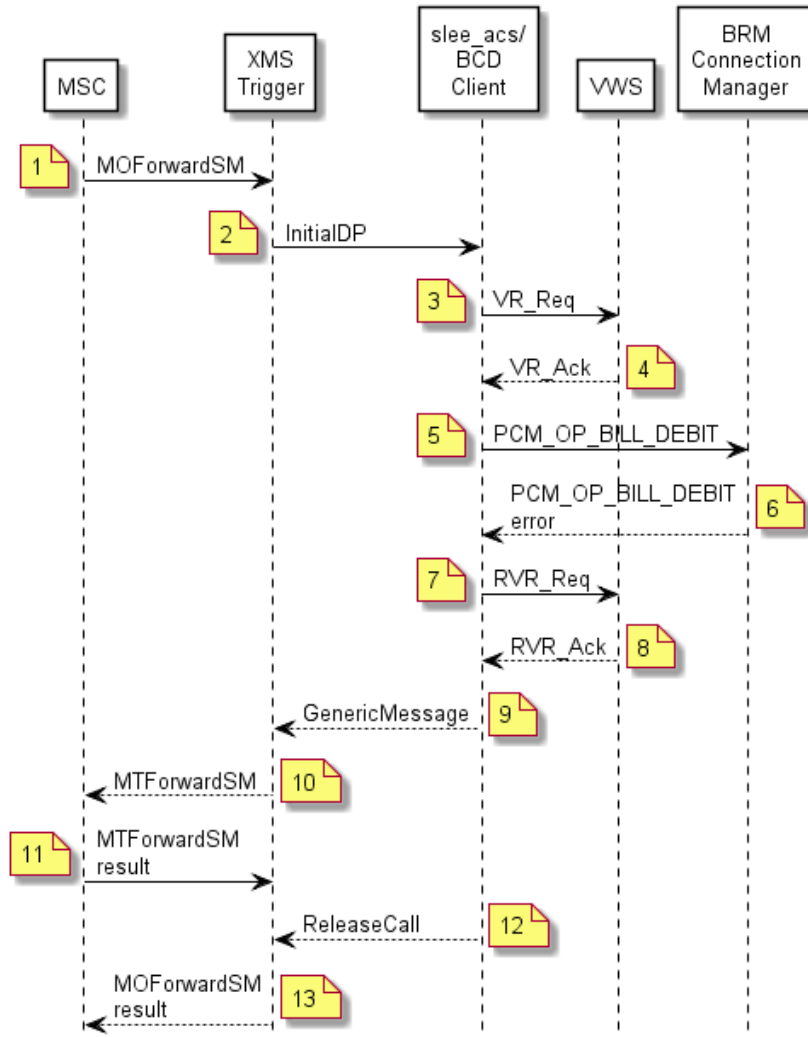
```
0 PIN_FLD_POID          POID [0] 0.0.0.1 /account 128819 0
0 PIN_FLD_RESULTS       ARRAY [0] allocated 20, used 4
1   PIN_FLD_BAL_IMPACTS ARRAY [1000011] allocated 20, used 8
2     PIN_FLD_AMOUNT       DECIMAL [0] 1
2     PIN_FLD_RESOURCE_ID  INT [0] 1000011
2     PIN_FLD_ACCOUNT_OBJ  POID [0] 0.0.0.1 /account 128819 0
2     PIN_FLD_IMPACT_TYPE  ENUM [0] 2
2     PIN_FLD_GL_ID        INT [0] 0
2     PIN_FLD_ITEM_OBJ     POID [0] 0.0.0.1 /item/misc 175577 0
2     PIN_FLD_BAL_GRP_OBJ  POID [0] 0.0.0.1 /balance_group 127667 6530
2     PIN_FLD_LINEAGE      STR [0] NULL str ptr
1   PIN_FLD_SUB_BAL_IMPACTS ARRAY [1000011] allocated 20, used 3
2     PIN_FLD_BAL_GRP_OBJ  POID [0] 0.0.0.1 /balance_group 127667 6531
2     PIN_FLD_RESOURCE_ID  INT [0] 1000011
2     PIN_FLD_SUB_BALANCES ARRAY [4] allocated 20, used 3
3       PIN_FLD_AMOUNT       DECIMAL [0] 1
3       PIN_FLD_VALID_FROM   TSTAMP [0] (0) <null>
3       PIN_FLD_VALID_TO     TSTAMP [0] (0) <null>
1   PIN_FLD_ACCOUNT_OBJ   POID [0] 0.0.0.1 /account 128819 0
1   PIN_FLD_POID          POID [0] 0.0.0.1 /event/activity/voucher 272643699316532185 0
```

## Error on SMS recharge with account topup failed

### Error on SMS recharge with account topup failed flow

Here is an example flow for an error on an SMS recharge when an account topup failed.

#### Error on SMS voucher recharge with account topup failed flow (VWS Vouchers)



### Error on SMS recharge with account topup failed scenario

This scenario describes the sequence of messages that occurs when the subscriber sends an SMS to recharge a voucher but the action to recharge the subscriber's wallet on BRM fails. In this scenario, the account is on BRM while the voucher is in the Convergent Charging Controller VWS.

Step	Action
1	<ul style="list-style-type: none"> <li>MSC sends MOForwardSM to xmsTrigger.</li> <li>The subscriber has sent an SMS, which contains the voucher and PIN, from a GSM phone to the SMS recharge number.</li> </ul>

Step	Action
2	<ul style="list-style-type: none"> <li>xmsTrigger sends InitialDP to the slee_acs process, with the service key set to a special value indicating SMS recharge.</li> <li>The slee_acs process on the SLC receives the InitialDP and passes it to the CCS service loader.</li> <li>The CCS service loader looks up the subscriber and wallet in the SCP database on the SLC and determines that the wallet information is in the BRM domain. It also determines the control plan to run, based on the serviceKey.</li> <li>The slee_acs process runs the SMS recharge control plan.</li> <li>The slee_acs process reaches an Extract Content feature node, which extracts the voucher number and PIN from the SMS and places them in temporary storage.</li> <li>The slee_acs process reaches a Voucher Recharge feature node, which extracts the voucher number and PIN from temporary storage and uses them to invoke a VoucherRedeem action on the FOX actions library.</li> </ul>
3	<ul style="list-style-type: none"> <li>FOX actions library sends VR_Req to BeClient.</li> <li>BeClient send VR_Req to VWS.</li> </ul>
4	<ul style="list-style-type: none"> <li>VWS sends VR_Ack to BeClient, indicating that the voucher has been reserved and returning the recharge amounts for each balance type.</li> <li>BeClient send VR_Ack to the slee_acs process.</li> <li>The Voucher Recharge feature node invokes a WalletRecharge action on the BCD actions library.</li> </ul>
5	<ul style="list-style-type: none"> <li>The slee_acs process creates an event (FlistSleeEvent) for a PCM_OP_BILL_DEBIT operation and sends it to the BCD Client</li> <li>The BCD Client invokes the PCM_OP_BILL_DEBIT operation and sets a timer to the configured value for this type of operation.</li> </ul>
6	<ul style="list-style-type: none"> <li>BRM responds to the operation indicating that the account has been not been successfully recharged.</li> <li>The BCD Client receives the operation output flist and sends it in an event (BcdSleeEvent) to the slee_acs process. It also marks the BRM connection as free for reuse and cancels the operation timer.</li> <li>The BCD actions library translates output flist and into the error response of the WalletRecharge action.</li> <li>The Voucher Recharge feature node invokes the VoucherRevoke action on the FOX actions library.</li> </ul>
7	<ul style="list-style-type: none"> <li>FOX actions library sends RVR_Req to BeClient.</li> <li>BeClient sends RVR_Req to VWS.</li> </ul>
8	<ul style="list-style-type: none"> <li>VWS sends RVR_Ack to BeClient, indicating that the voucher reservation has been revoked.</li> <li>BeClient sends RVR_Ack to the slee_acs process.</li> <li>The slee_acs process takes the unsupported branch of the Voucher Recharge feature node and reaches a Send Short Message Notification feature node, which specifies sending an error text message.</li> </ul>
9	<ul style="list-style-type: none"> <li>The SSMN feature node constructs an MMX GenericMessage containing the failure message and sends it to xmsTrigger.</li> </ul>
10	<ul style="list-style-type: none"> <li>xmsTrigger sends an MTForwardSM operation to the MSC, containing the failure message.</li> </ul>
11	<ul style="list-style-type: none"> <li>The MSC sends an SMS containing the failure message to the caller.</li> </ul>
12	<ul style="list-style-type: none"> <li>The slee_acs process reaches an Accept feature node, which sends ReleaseCall to xmsTrigger.</li> </ul>

Step	Action
13	<ul style="list-style-type: none"> <li>xmsTrigger sends a MOForwardSM result to the MSC.</li> <li>The MSC sends a notification of the successful delivery of the original SMS to the caller.</li> <li>The slee_acs process reaches an end node and clears the call connection.</li> </ul>

### Messages: error on SMS recharge with account topup failed

The following messages include operations sent to BRM and results returned by BRM for an error on an SMS recharge when the account topup failed. The general message format is: nesting level (0; 1, or 2); field; data type; value.

#### Operation: send is PCM\_OP\_ACT\_FIND (159)

```
Flags = 0
0 PIN_FLD_POID          POID [0] 0.0.0.1 /service/telco/gsm/telephony -1 0
0 PIN_FLD_LOGIN        STR [0] "0049100701"
```

#### Result: received for operation PCM\_OP\_ACT\_FIND (159)

```
0 PIN_FLD_POID          POID [0] 0.0.0.1 /service/telco/gsm/telephony 91119 8
0 PIN_FLD_CREATED_T    TSTAMP [0] (1485826646) Tue Jan 31 01:37:26 2017
0 PIN_FLD_MOD_T        TSTAMP [0] (1485826647) Tue Jan 31 01:37:27 2017
0 PIN_FLD_READ_ACCESS  STR [0] "L"
0 PIN_FLD_WRITE_ACCESS STR [0] "L"
0 PIN_FLD_AAC_ACCESS   STR [0] ""
0 PIN_FLD_AAC_PACKAGE  STR [0] ""
0 PIN_FLD_AAC_PROMO_CODE STR [0] ""
0 PIN_FLD_AAC_SERIAL_NUM STR [0] ""
0 PIN_FLD_AAC_SOURCE   STR [0] ""
0 PIN_FLD_AAC_VENDOR   STR [0] ""
0 PIN_FLD_ACCOUNT_OBJ  POID [0] 0.0.0.1 /account 93423 0
0 PIN_FLD_BAL_GRP_OBJ  POID [0] 0.0.0.1 /balance_group 92655 0
0 PIN_FLD_CLOSE_WHEN_T TSTAMP [0] (0) <null>
0 PIN_FLD_EFFECTIVE_T  TSTAMP [0] (1485826646) Tue Jan 31 01:37:26 2017
0 PIN_FLD_ITEM_POID_LIST STR [0] "0.0.0.1|/item/misc 100941 0"
0 PIN_FLD_LASTSTAT_CMNT STR [0] ""
0 PIN_FLD_LAST_STATUS_T TSTAMP [0] (1485826646) Tue Jan 31 01:37:26 2017
0 8052                 INT [0] 0
0 PIN_FLD_LOGIN        STR [0] "893-20170130-173726-0-30615--152246576-den00bkf"
0 PIN_FLD_NAME         STR [0] "PIN Service Object"
0 PIN_FLD_NEXT_ITEM_POID_LIST STR [0] ""
0 PIN_FLD_OBJECT_CACHE_TYPE ENUM [0] 0
0 PIN_FLD_PASSWD       STR [0]
"sha1|50c2f101b640e2a5f7db3f42c083ea52ee05516b|a6cbc7c27ad6bce053d3bfba7522e87e"
0 PIN_FLD_PASSWD_EXPIRATION_T TSTAMP [0] (0) <null>
0 PIN_FLD_PASSWD_STATUS ENUM [0] 0
0 PIN_FLD_PROFILE_OBJ  POID [0] 0.0.0.0 0 0
0 PIN_FLD_SERVICE_ID   STR [0] ""
0 8053                 TSTAMP [0] (0) <null>
0 PIN_FLD_STATUS       ENUM [0] 10100
0 PIN_FLD_STATUS_FLAGS INT [0] 0
0 PIN_FLD_SUBSCRIPTION_OBJ POID [0] 0.0.0.0 0 0
0 PIN_FLD_TYPE         ENUM [0] 0
0 PIN_FLD_ALIAS_LIST   ARRAY [0] allocated 20, used 1
1   PIN_FLD_NAME        STR [0] "0049100701"
0 PIN_FLD_TELCO_INFO   SUBSTRUCT [0] allocated 20, used 1
1   PIN_FLD_PRIMARY_NUMBER INT [0] 0
0 PIN_FLD_GSM_INFO     SUBSTRUCT [0] allocated 20, used 2
1   PIN_FLD_BEARER_SERVICE STR [0] "Bearer Service"
1   PIN_FLD_IMEI         STR [0] "IMEI"
```

#### Operation: send is PCM\_OP\_BILL\_DEBIT (105)

## Chapter 7

```
Flags = 0
0 PIN_FLD_POID          POID [0] 0.0.0.1 /account 128819 0
0 PIN_FLD_PROGRAM_NAME STR [0] "NCC_BCD_Client"
0 PIN_FLD_OBJ_TYPE     STR [0] "gsm/ncc"
0 PIN_FLD_DEBIT        ARRAY [978] allocated 20, used 1
1 PIN_FLD_BAL_OPERAND  DECIMAL [0] -0.5000000000000000
```

**Result:** received for operation PCM\_OP\_BILL\_DEBIT(105)

```
0 PIN_FLD_POID          POID [0] 0.0.0.1 /error_poid 128819 0
```

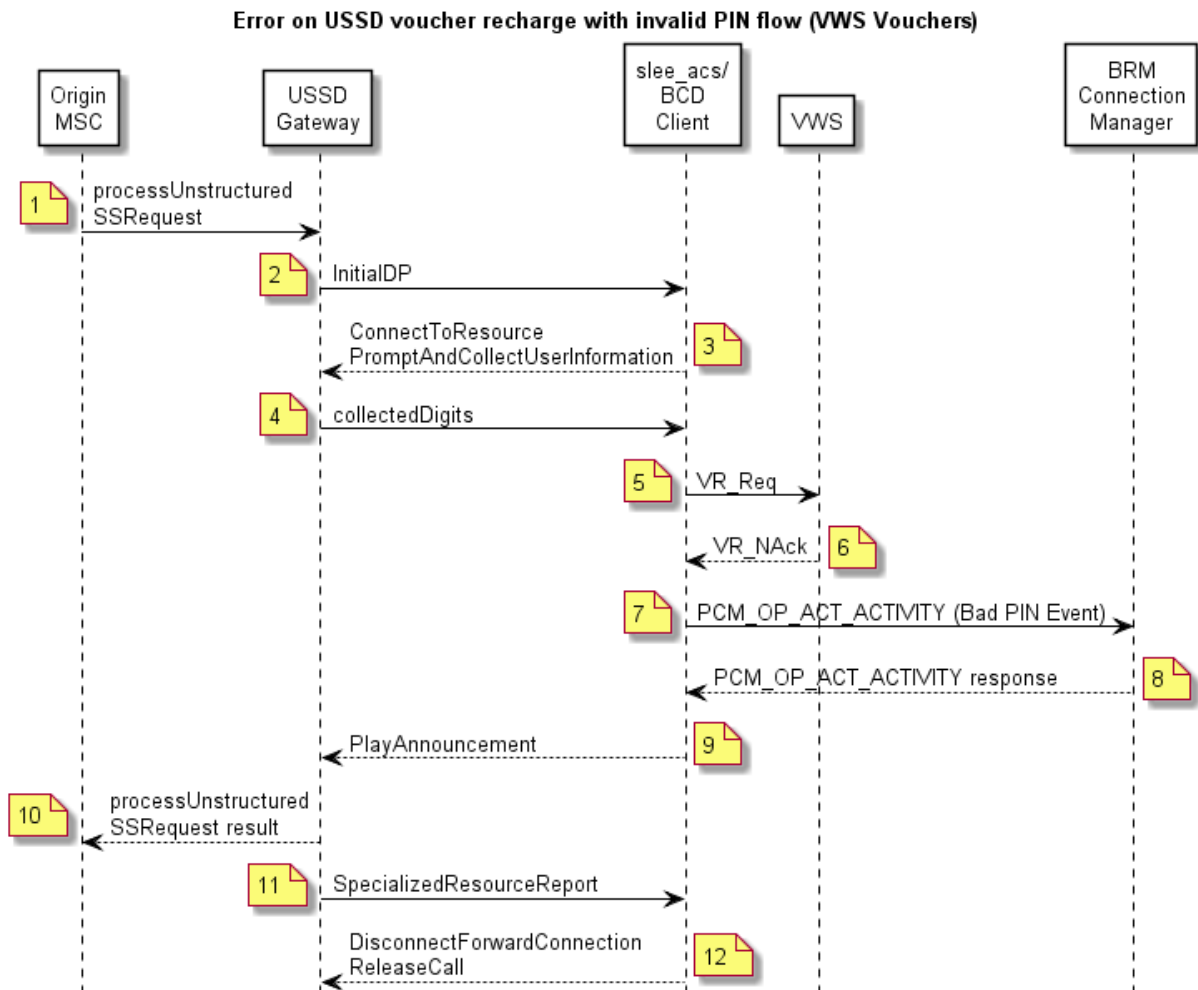
```
Error specified:
location=5
pin_errclass=4
pin_err=3
field=83893688
rec_id=0
reserved=0
facility=0
msg_id=0
version=0
```



## Error on USSD recharge with invalid PIN

### Error on USSD recharge with invalid PIN flow

Here is an example flow for an error on a USSD recharge with an invalid PIN.



### Error on USSD recharge with invalid Pin scenario

This scenario describes the sequence of messages that occurs when the subscriber sends a USSD message to recharge a voucher but the subscriber's pin is invalid and a USSD message is displayed on the caller's handset. In this scenario, the account is on BRM while the voucher is in the Convergent Charging Controller VWS.

Step	Action
1	<ul style="list-style-type: none"> <li>MSC sends processUnstructuredSS-Request to USSD Gateway</li> <li>The calling subscriber has sent a USSD message that contains the service code for a voucher recharge, the voucher number and PIN.</li> </ul>

Step	Action
2	<ul style="list-style-type: none"> <li>The USSD Gateway sends InitialDP to the slee_acs process, using the USSD voucher recharge service key as determined by the service code configuration.</li> <li>The CCS service loader looks up the subscriber and wallet in the SCP database on the SLC and determines that the wallet information is on the BRM domain. It also determines the control plan to run, using the serviceKey to select the USSD voucher recharge control plan.</li> <li>The slee_acs process runs the control plan.</li> <li>The slee_acs process reaches a Voucher Recharge feature node.</li> </ul>
3	<ul style="list-style-type: none"> <li>The Voucher Recharge feature node sends ConnectToResource, PromptAndCollectUserInfo to USSD Gateway, instructing it to prompt the caller for the voucher number and PIN.</li> <li>USSD Gateway retrieves the voucher number and PIN from the received processUnstructuredSS-Request.</li> </ul>
4	<ul style="list-style-type: none"> <li>USSD Gateway sends the PromptAndCollectUserInfo result, containing the voucher number and PIN, to the slee_acs process.</li> <li>The Voucher Recharge feature node invokes the VoucherRedeem action on the FOX actions library.</li> </ul>
5	<ul style="list-style-type: none"> <li>The FOX actions library sends VR_Req to BeClient</li> <li>BeClient sends VR_Req to VWS.</li> </ul>
6	<ul style="list-style-type: none"> <li>VWS sends VR_Nack to BeClient, indicating that the voucher PIN is incorrect.</li> <li>The Voucher Recharge feature node invokes a VoucherBadPIN action on the BCD actions library.</li> <li>The VoucherBadPIN action does nothing and returns success.</li> <li>The Voucher Recharge feature node invokes the VoucherCreateEDR action on the BCD actions library to create a record for the bad PIN attempt.</li> </ul>
7	<ul style="list-style-type: none"> <li>VoucherCreateEDR action constructs a FlistSleeEvent containing a PCM_OP_ACT_ACTIVITY operation for the special voucher bad PIN event and sends it to BCD Client.</li> <li>The BCD Client invokes the PCM_OP_ACT_ACTIVITY operation and sets a timer to the configured value for this type of operation.</li> </ul>
8	<ul style="list-style-type: none"> <li>BRM creates a record for the bad PIN event and responds to the operation by indicating that this has been done.</li> <li>The BCD Client receives the operation output flist and sends it in an event (BcdSleeEvent) to the slee_acs process. It also marks the BRM connection as free for reuse and cancels the operation timer.</li> <li>The BCD actions library translates the output flist into the response of the VoucherCreateEDR action.</li> </ul>
9	<ul style="list-style-type: none"> <li>The Voucher Recharge feature node sends PlayAnnouncement to USSD Gateway.</li> <li>USSD Gateway translates the announcement ID into text stating that the recharge was not successful, based on the configuration.</li> </ul>
10	<ul style="list-style-type: none"> <li>USSD Gateway sends the processUnstructuredSS-Request result to the MSC.</li> <li>USSD text stating that the recharge was not successful is displayed on the caller's handset.</li> </ul>
11	<ul style="list-style-type: none"> <li>USSD Gateway sends a SpecializedResourceReport to the slee_acs process.</li> </ul>
12	<ul style="list-style-type: none"> <li>The control plan reaches an end node and ACS sends DisconnectForwardConnection and ReleaseCall actions to the USSD Gateway and clears the call connection.</li> </ul>

**Messages: error on USSD recharge with invalid PIN**

The following messages include operations sent to BRM and results returned by BRM for an error on a USSD recharge with an invalid PIN. The general message format is: nesting level (0; 1, or 2); field; data type; value.

**Operation: send is PCM\_OP\_ACT\_FIND (159)**

```
Flags = 0
0 PIN_FLD_POID          POID [0] 0.0.0.1 /service/telco/gsm/telephony -1 0
0 PIN_FLD_LOGIN        STR [0] "0049100701"
```

**Result: received for operation PCM\_OP\_ACT\_FIND (159)**

```
0 PIN_FLD_POID          POID [0] 0.0.0.1 /service/telco/gsm/telephony 91119 8
0 PIN_FLD_CREATED_T    TSTAMP [0] (1485826646) Tue Jan 31 01:37:26 2017
0 PIN_FLD_MOD_T        TSTAMP [0] (1485826647) Tue Jan 31 01:37:27 2017
0 PIN_FLD_READ_ACCESS  STR [0] "L"
0 PIN_FLD_WRITE_ACCESS STR [0] "L"
0 PIN_FLD_AAC_ACCESS   STR [0] ""
0 PIN_FLD_AAC_PACKAGE  STR [0] ""
0 PIN_FLD_AAC_PROMO_CODE STR [0] ""
0 PIN_FLD_AAC_SERIAL_NUM STR [0] ""
0 PIN_FLD_AAC_SOURCE   STR [0] ""
0 PIN_FLD_AAC_VENDOR   STR [0] ""
0 PIN_FLD_ACCOUNT_OBJ  POID [0] 0.0.0.1 /account 93423 0
0 PIN_FLD_BAL_GRP_OBJ  POID [0] 0.0.0.1 /balance_group 92655 0
0 PIN_FLD_CLOSE_WHEN_T TSTAMP [0] (0) <null>
0 PIN_FLD_EFFECTIVE_T  TSTAMP [0] (1485826646) Tue Jan 31 01:37:26 2017
0 PIN_FLD_ITEM_POID_LIST STR [0] "0.0.0.1|/item/misc 100941 0"
0 PIN_FLD_LASTSTAT_CMNT STR [0] ""
0 PIN_FLD_LAST_STATUS_T TSTAMP [0] (1485826646) Tue Jan 31 01:37:26 2017
0 8052                 INT [0] 0
0 PIN_FLD_LOGIN        STR [0] "893-20170130-173726-0-30615--152246576-den00bkf"
0 PIN_FLD_NAME         STR [0] "PIN Service Object"
0 PIN_FLD_NEXT_ITEM_POID_LIST STR [0] ""
0 PIN_FLD_OBJECT_CACHE_TYPE ENUM [0] 0
0 PIN_FLD_PASSWD       STR [0]
"sha1|50c2f101b640e2a5f7db3f42c083ea52ee05516b|a6cbc7c27ad6bce053d3bfba7522e87e"
0 PIN_FLD_PASSWD_EXPIRATION_T TSTAMP [0] (0) <null>
0 PIN_FLD_PASSWD_STATUS ENUM [0] 0
0 PIN_FLD_PROFILE_OBJ  POID [0] 0.0.0.0 0 0
0 PIN_FLD_SERVICE_ID   STR [0] ""
0 8053                 TSTAMP [0] (0) <null>
0 PIN_FLD_STATUS       ENUM [0] 10100
0 PIN_FLD_STATUS_FLAGS INT [0] 0
0 PIN_FLD_SUBSCRIPTION_OBJ POID [0] 0.0.0.0 0 0
0 PIN_FLD_TYPE         ENUM [0] 0
0 PIN_FLD_ALIAS_LIST   ARRAY [0] allocated 20, used 1
1   PIN_FLD_NAME       STR [0] "0049100701"
0 PIN_FLD_TELCO_INFO   SUBSTRUCT [0] allocated 20, used 1
1   PIN_FLD_PRIMARY_NUMBER INT [0] 0
0 PIN_FLD_GSM_INFO     SUBSTRUCT [0] allocated 20, used 2
1   PIN_FLD_BEARER_SERVICE STR [0] "Bearer Service"
1   PIN_FLD_IMEI        STR [0] "IMEI"
```

**Operation: send is PCM\_OP\_ACT\_ACTIVITY (151)**

```
Flags = 0
0 PIN_FLD_POID          POID [0] 0.0.0.1 /account 128819 0
0 PIN_FLD_PROGRAM_NAME STR [0] "NCC_BCD_Client"
0 PIN_FLD_OBJ_TYPE     STR [0] "/voucher"
0 PIN_FLD_INHERITED_INFO SUBSTRUCT [0] allocated 20, used 1
1   10000              SUBSTRUCT [0] allocated 20, used 2
2     10007            STR [0] "9876543214"
2     10008            STR [0] "3210"
0 PIN_FLD_BAL_IMPACTS  ARRAY [1000011] allocated 20, used 4
1   PIN_FLD_AMOUNT     DECIMAL [0] 1
1   PIN_FLD_RESOURCE_ID INT [0] 1000011
1   PIN_FLD_ACCOUNT_OBJ POID [0] 0.0.0.1 /account 128819 0
```

## Chapter 7

```
1 PIN_FLD_IMPACT_TYPE ENUM [0] 2
```

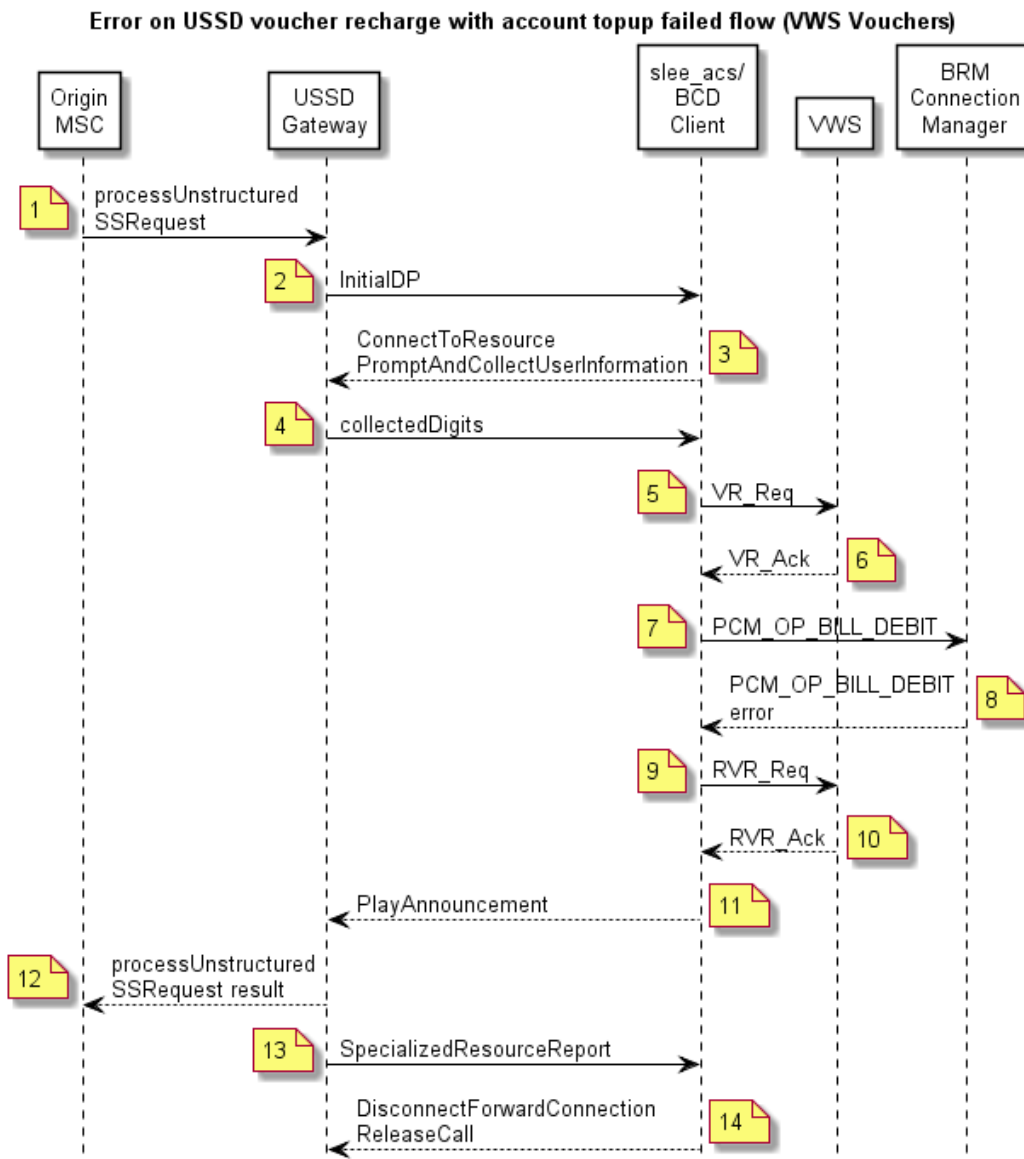
### Result: received for operation PCM\_OP\_ACT\_ACTIVITY (151)

```
0 PIN_FLD_POID POID [0] 0.0.0.1 /account 128819 0
0 PIN_FLD_RESULTS ARRAY [0] allocated 20, used 4
1 PIN_FLD_BAL_IMPACTS ARRAY [1000011] allocated 20, used 8
2 PIN_FLD_AMOUNT DECIMAL [0] 1
2 PIN_FLD_RESOURCE_ID INT [0] 1000011
2 PIN_FLD_ACCOUNT_OBJ POID [0] 0.0.0.1 /account 128819 0
2 PIN_FLD_IMPACT_TYPE ENUM [0] 2
2 PIN_FLD_GL_ID INT [0] 0
2 PIN_FLD_ITEM_OBJ POID [0] 0.0.0.1 /item/misc 175577 0
2 PIN_FLD_BAL_GRP_OBJ POID [0] 0.0.0.1 /balance_group 127667 6530
2 PIN_FLD_LINEAGE STR [0] NULL str ptr
1 PIN_FLD_SUB_BAL_IMPACTS ARRAY [1000011] allocated 20, used 3
2 PIN_FLD_BAL_GRP_OBJ POID [0] 0.0.0.1 /balance_group 127667 6531
2 PIN_FLD_RESOURCE_ID INT [0] 1000011
2 PIN_FLD_SUB_BALANCES ARRAY [4] allocated 20, used 3
3 PIN_FLD_AMOUNT DECIMAL [0] 1
3 PIN_FLD_VALID_FROM TSTAMP [0] (0) <null>
3 PIN_FLD_VALID_TO TSTAMP [0] (0) <null>
1 PIN_FLD_ACCOUNT_OBJ POID [0] 0.0.0.1 /account 128819 0
1 PIN_FLD_POID POID [0] 0.0.0.1 /event/activity/voucher 272643699316532185 0
```

## Error on USSD recharge with account topup failed

### Error on USSD recharge with account topup failed flow

Here is an example message flow for an error on a USSD Recharge with an account topup that failed.



### Error on USSD recharge with account topup failed scenario

This scenario describes the sequence of messages that occurs when the subscriber sends a USSD message requesting a voucher recharge but the wallet recharge action fails on BRM and a USSD text message is displayed on the caller's display. In this scenario, the account is on BRM while the voucher is in the Convergent Charging Controller VWS.

Step	Action
1	<ul style="list-style-type: none"> <li>MSC sends processUnstructuredSS-Request to USSD Gateway</li> <li>The calling subscriber has sent a USSD message that contains the service code for a voucher recharge, the voucher number and PIN.</li> </ul>

Step	Action
2	<ul style="list-style-type: none"> <li>The USSD Gateway sends InitialDP to the slee_acs process, using the USSD voucher recharge service key as determined by the service code configuration.</li> <li>The CCS service loader looks up the subscriber and wallet in the SCP database on the SLC and determines that the wallet information is on the BRM domain. It also determines the control plan to run, using the serviceKey to select the USSD voucher recharge control plan.</li> <li>The slee_acs process runs the control plan.</li> <li>The slee_acs process reaches a Voucher Recharge feature node.</li> </ul>
3	<ul style="list-style-type: none"> <li>The Voucher Recharge feature node sends ConnectToResource, PromptAndCollectUserInfo to USSD Gateway, instructing it to prompt the caller for the voucher number and PIN.</li> <li>USSD Gateway retrieves the voucher number and PIN from the received processUnstructuredSS-Request.</li> </ul>
4	<ul style="list-style-type: none"> <li>USSD Gateway sends the PromptAndCollectUserInfo result, containing the voucher number and PIN, to the slee_acs process.</li> <li>The Voucher Recharge feature node invokes the VoucherRedeem action on the FOX actions library.</li> </ul>
5	<ul style="list-style-type: none"> <li>The FOX actions library sends VR_Req to BeClient.</li> <li>BeClient sends VR_Req to VWS.</li> </ul>
6	<ul style="list-style-type: none"> <li>VWS sends VR_Ack to BeClient, indicating that the voucher has been reserved, and returning the recharge amounts for each balance type.</li> <li>BeClient sends VR_Ack to the slee_acs process.</li> <li>The Voucher Recharge feature node invokes the WalletRecharge action on the BCD actions library.</li> </ul>
7	<ul style="list-style-type: none"> <li>The slee_acs process creates a FlistSleeEvent for a PCM_OP_BILL_DEBIT operation and sends it to the BCD Client.</li> <li>The BCD actions library creates an event (FlistSleeEvent) that contains a PCM_OP_BILL_DEBIT operation and sends it to the Client.</li> <li>The BCD Client invokes the PCM_OP_BILL_DEBIT operation and sets a timer to the configured value for this type of operation.</li> </ul>
8	<ul style="list-style-type: none"> <li>BRM responds to the operation by indicating that the account has not been successfully recharged.</li> <li>The BCD Client receives the operation output flist and sends it in an event (BcdSleeEvent) to the slee_acs process. It also marks the BRM connection as free for reuse and cancels the operation timer.</li> <li>The BCD actions library translates the output flist into the response of the WalletRecharge action.</li> <li>The Voucher Recharge feature node invokes the VoucherRevoke action on the FOX actions library.</li> </ul>
9	<ul style="list-style-type: none"> <li>FOX actions library sends RVR_Req to BeClient.</li> <li>BeClient sends RVR_Req to VWS.</li> </ul>
10	<ul style="list-style-type: none"> <li>VWS sends RVR_Ack to BeClient, indicating that the voucher reservation has been revoked.</li> <li>BeClient sends RVR_Ack to the slee_acs process.</li> </ul>
11	<ul style="list-style-type: none"> <li>Voucher Recharge node sends PlayAnnouncement to USSD Gateway.</li> <li>USSD Gateway translates the announcement ID into some text that states that the recharge was not successful, based on the configuration.</li> </ul>

Step	Action
12	<ul style="list-style-type: none"> <li>• USSD Gateway sends processUnstructuredSS-Request result to the MSC.</li> <li>• USSD text stating that the recharge was not successful is displayed on the caller's handset.</li> </ul>
13	<ul style="list-style-type: none"> <li>• USSD Gateway sends SpecializedResourceReport to the slee_acs process.</li> </ul>
14	<ul style="list-style-type: none"> <li>• The control plan reaches an end node and ACS sends DisconnectForwardConnection and ReleaseCall actions to the USSD Gateway and clears the call connection.</li> </ul>

### Messages: error on USSD recharge with account topup failed

The following messages include operations sent to BRM and results returned by BRM for an error on a USSD recharge with a failed account topup. The general message format is: nesting level (0; 1, or 2); field; data type; value.

#### Operation: send is PCM\_OP\_ACT\_FIND (159)

```
Flags = 0
0 PIN_FLD_POID          POID [0] 0.0.0.1 /service/telco/gsm/telephony -1 0
0 PIN_FLD_LOGIN        STR [0] "0049100701"
```

#### Result: received for operation PCM\_OP\_ACT\_FIND (159)

```
0 PIN_FLD_POID          POID [0] 0.0.0.1 /service/telco/gsm/telephony 91119 8
0 PIN_FLD_CREATED_T    TSTAMP [0] (1485826646) Tue Jan 31 01:37:26 2017
0 PIN_FLD_MOD_T        TSTAMP [0] (1485826647) Tue Jan 31 01:37:27 2017
0 PIN_FLD_READ_ACCESS  STR [0] "L"
0 PIN_FLD_WRITE_ACCESS STR [0] "L"
0 PIN_FLD_AAC_ACCESS   STR [0] ""
0 PIN_FLD_AAC_PACKAGE  STR [0] ""
0 PIN_FLD_AAC_PROMO_CODE STR [0] ""
0 PIN_FLD_AAC_SERIAL_NUM STR [0] ""
0 PIN_FLD_AAC_SOURCE   STR [0] ""
0 PIN_FLD_AAC_VENDOR   STR [0] ""
0 PIN_FLD_ACCOUNT_OBJ  POID [0] 0.0.0.1 /account 93423 0
0 PIN_FLD_BAL_GRP_OBJ  POID [0] 0.0.0.1 /balance_group 92655 0
0 PIN_FLD_CLOSE_WHEN_T TSTAMP [0] (0) <null>
0 PIN_FLD_EFFECTIVE_T  TSTAMP [0] (1485826646) Tue Jan 31 01:37:26 2017
0 PIN_FLD_ITEM_POID_LIST STR [0] "0.0.0.1|/item/misc 100941 0"
0 PIN_FLD_LASTSTAT_CMNT STR [0] ""
0 PIN_FLD_LAST_STATUS_T TSTAMP [0] (1485826646) Tue Jan 31 01:37:26 2017
0 8052                 INT [0] 0
0 PIN_FLD_LOGIN        STR [0] "893-20170130-173726-0-30615--152246576-den00bkf"
0 PIN_FLD_NAME         STR [0] "PIN Service Object"
0 PIN_FLD_NEXT_ITEM_POID_LIST STR [0] ""
0 PIN_FLD_OBJECT_CACHE_TYPE ENUM [0] 0
0 PIN_FLD_PASSWD       STR [0]
"sha1|50C2F101B640E2A5F7DB3F42C083EA52EE05516B|A6CBC7C27AD6BCE053D3BFBA7522E87E"
0 PIN_FLD_PASSWD_EXPIRATION_T TSTAMP [0] (0) <null>
0 PIN_FLD_PASSWD_STATUS ENUM [0] 0
0 PIN_FLD_PROFILE_OBJ  POID [0] 0.0.0.0 0 0
0 PIN_FLD_SERVICE_ID   STR [0] ""
0 8053                 TSTAMP [0] (0) <null>
0 PIN_FLD_STATUS       ENUM [0] 10100
0 PIN_FLD_STATUS_FLAGS INT [0] 0
0 PIN_FLD_SUBSCRIPTION_OBJ POID [0] 0.0.0.0 0 0
0 PIN_FLD_TYPE         ENUM [0] 0
0 PIN_FLD_ALIAS_LIST   ARRAY [0] allocated 20, used 1
1   PIN_FLD_NAME       STR [0] "0049100701"
0 PIN_FLD_TELCO_INFO   SUBSTRUCT [0] allocated 20, used 1
1   PIN_FLD_PRIMARY_NUMBER INT [0] 0
0 PIN_FLD_GSM_INFO     SUBSTRUCT [0] allocated 20, used 2
1   PIN_FLD_BEARER_SERVICE STR [0] "Bearer Service"
1   PIN_FLD_IMEI       STR [0] "IMEI"
```

**Operation: send is PCM\_OP\_BILL\_DEBIT (105)**

```

Flags = 0
0 PIN_FLD_POID          POID [0] 0.0.0.1 /account 128819 0
0 PIN_FLD_PROGRAM_NAME  STR [0] "NCC_BCD_Client"
0 PIN_FLD_OBJ_TYPE      STR [0] "gsm/ncc"
0 PIN_FLD_DEBIT         ARRAY [978] allocated 20, used 1
1 PIN_FLD_BAL_OPERAND   DECIMAL [0] -0.5000000000000000
    
```

**Result: received for operation PCM\_OP\_BILL\_DEBIT(105)**

```

0 PIN_FLD_POID          POID [0] 0.0.0.1 /error_poid 128819 0
    
```

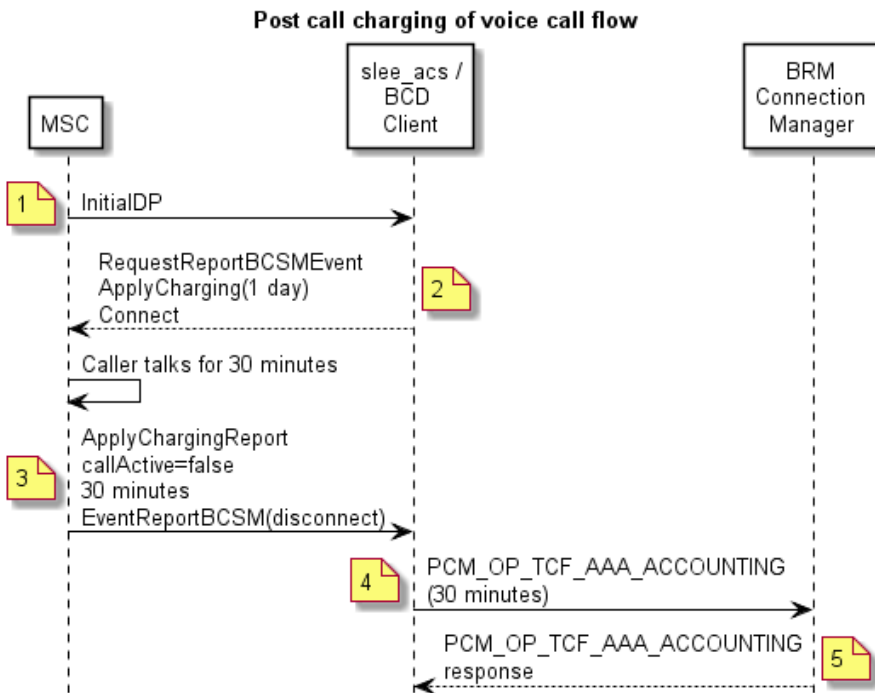
```

Error specified:
location=5
pin_errclass=4
pin_err=3
field=83893688
rec_id=0
reserved=0
facility=0
msg_id=0
version=0
    
```

**Post call charging of voice call**

**Post call charging of voice call flow**

Here is an example message flow for post call charging of a voice call.





### Post call charging of voice call scenario

This scenario describes the sequence of messages that occurs when the subscriber is charged after hanging up.

Step	Action
1	<ul style="list-style-type: none"> <li>The MSC sends an InitialDP operation to the SLC.</li> <li>The subscriber has made a call attempt.</li> <li>The slee_acs process on the SLC receives the InitialDP and passes it to the CCS service loader.</li> <li>The CCS service loader looks up the subscriber and wallet in the SCP database on the SLC and determines that the wallet information is on the BRM domain. It also determines the control plan to run.</li> <li>The slee_acs process runs the post call charging control plan.</li> <li>The slee_acs process reaches an Attempt Terminate to Pending with Duration (ATPD) feature node with the maximum call duration set to one day.</li> </ul>
2	<ul style="list-style-type: none"> <li>The slee_acs process sends RequestReportBCSMEvent , ApplyCharging(1 day) and Connect operations to the MSC.</li> <li>MSC connects the call to the called party.</li> <li>The called party answers.</li> <li>After 30 minutes, the calling party hangs up.</li> </ul>
3	<ul style="list-style-type: none"> <li>MSC sends ApplyChargingReport(callActive=false,30 minutes), EventReportBCSM(oDisconnect) to the slee_acs process.</li> <li>The control plan reaches a Direct Unit Charge (DUCR) feature node.</li> <li>The slee_acs process invokes a DirectTimeCharge action on the BCD actions library.</li> </ul>
4	<ul style="list-style-type: none"> <li>The BCD actions library creates an event (BcdSleeEvent) to invoke a PCM_OP_TCF_AAA_ACCOUNTING operation, indicating that 30 minutes of total talk time have been used, and sends it to the least busy BCD Client.</li> <li>The BCD Client finds a free connection on the least busy Connection Manager.</li> <li>The BCD Client invokes the PCM_OP_TCF_AAA_ACCOUNTING operation and sets a timer to the configured value for this type of operation.</li> </ul>
5	<ul style="list-style-type: none"> <li>BRM responds to the operation indicating that the cost of 30 minutes of talk time has been permanently deducted from the account.</li> <li>The BCD Client receives the operation output flist and sends it in an event (BcdSleeEvent) to the slee_acs process. It also marks the BRM connection as free for reuse and cancels the operation timer.</li> <li>The BCD actions library translates the output flist into the response of the DirectTime action. It also stores the charge information in the call context for possible later use.</li> <li>The slee_acs process proceeds with the control plan. If there are no more feature nodes, processing for this call ends.</li> </ul>

### Messages: post call charging of voice call

The following messages include operations sent to BRM and results returned by BRM for a voice call with post call charging. The general message format is: nesting level (0; 1, or 2); field; data type; value.

**Operation:** send is PCM\_OP\_TCF\_AAA\_STOP\_ACCOUNTING (4007)

```

Flags = 0
0 PIN_FLD_POID          POID [0] 0.0.0.1 /service/telco/gsm/telephony -1 0
0 PIN_FLD_PROGRAM_NAME STR [0] "NCC_BCD_Client"
0 PIN_FLD_SESSION_ID   INT [0] 0
0 PIN_FLD_AUTHORIZATION_ID STR [0] "brmClient-myoracle-2013-3-12-6_session_1381284_0"
0 PIN_FLD_OBJ_TYPE     STR [0] "gsm/ncc"

```

## Chapter 7

```
0 PIN_FLD_CALLING_NUMBER    STR [0] "004085752159"
0 PIN_FLD_CALLED_NUMBER    STR [0] "55587390000"
0 PIN_FLD_EXTENDED_INFO    SUBSTRUCT [0] allocated 20, used 2
1   PIN_FLD_GSM_INFO        SUBSTRUCT [0] allocated 20, used 3
2     PIN_FLD_DIRECTION     ENUM [0] 0
2     PIN_FLD_CELL_ID       STR [0] "000c"
2     PIN_FLD_LOC_AREA_CODE STR [0] "064001000f"
1   10000                   SUBSTRUCT [0] allocated 20, used 2
2     10001                 STR [0] "Present"
2     PIN_FLD_LOCATION      STR [0] "004085752159"
0 PIN_FLD_MSID              STR [0] "004085752159"
0 PIN_FLD_REQ_MODE          ENUM [0] 2
0 PIN_FLD_QUANTITY          DECIMAL [0] 15.0000000000000000
```

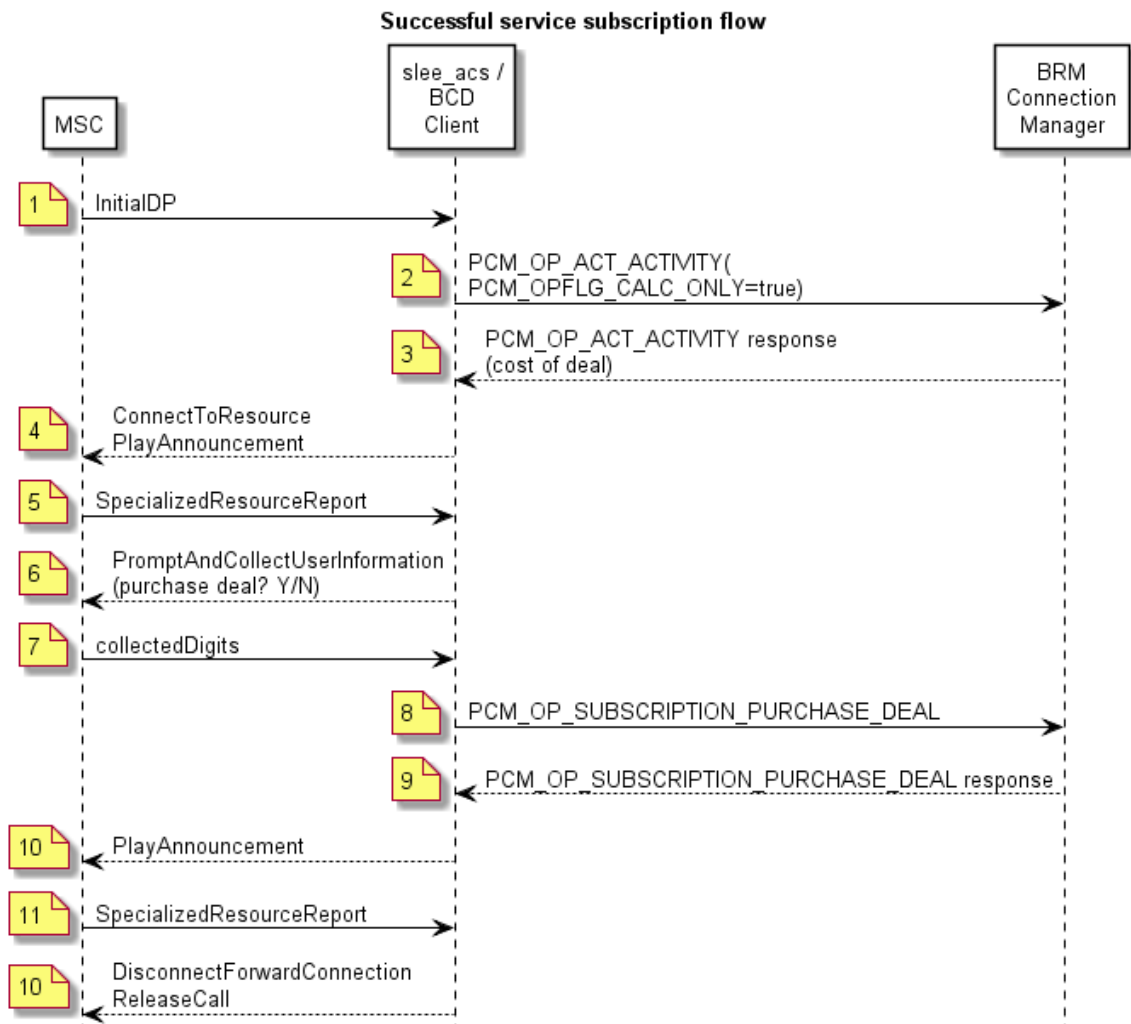
### Result: received for operation PCM\_OP\_TCF\_AAA\_STOP\_ACCOUNTING (4007)

```
0 PIN_FLD_POID              POID [0] 0.0.0.1 /event/session/telco/gsm/ncc 277516734850840473 0
0 PIN_FLD_AUTHORIZATION_ID  STR [0] "brmClient-myoracle-2013-3-12-6_session_1381284_0"
0 PIN_FLD_ACCOUNT_OBJ       POID [0] 0.0.0.1 /account 114343 0
0 PIN_FLD_SERVICE_OBJ       POID [0] 0.0.0.1 /service/telco/gsm/telephony 112551 18
0 PIN_FLD_RATING_STATUS     ENUM [0] 0
0 PIN_FLD_BALANCES          ARRAY [978] allocated 20, used 2
1   PIN_FLD_AMOUNT           DECIMAL [0] 0.150
1   PIN_FLD_AVAILABLE_RESOURCE_LIMIT DECIMAL [0] 9.850
```

## Successful service subscription

### Successful service subscription flow

Here is an example message flow for a successful service subscription flow.



### Successful service subscription scenario

This scenario describes the sequence of messages that occurs when the caller calls the toll free number to subscribe to a service.

Step	Action
1	<ul style="list-style-type: none"> <li>MSC sends InitialDP to the slee_acs process, with serviceKey set to a special value indicating “subscribe to service”.</li> <li>The subscriber has dialed the “subscribe to service” toll free number.</li> <li>The CCS service loader looks up the subscriber and wallet in the SCP database on the SLC and determines that the wallet information is on the BRM domain. It also determines the control plan to run, using the serviceKey to select the “subscribe to service” control plan.</li> <li>The slee_acs process runs the control plan.</li> <li>The slee_acs process reaches a Named Event feature node, specifying named event rates for a non-reservable event.</li> </ul>
2	<ul style="list-style-type: none"> <li>The BCD actions library constructs a FlistSleeEvent containing a PCM_OP_ACT_ACTIVITY operation and sends it to BCD Client.</li> <li>The BCD actions library constructs an event( FlistSleeEvent) that contains the PCM_OP_ACT_ACTIVITY operation and sends it to the BCD Client.</li> <li>The BCD Client invokes the PCM_OP_ACT_ACTIVITY operation and sets a timer to the configured value for this type of operation.</li> </ul>
3	<ul style="list-style-type: none"> <li>BRM responds to the operation, giving the cost of the deal.</li> <li>The BCD Client receives the operation output flist and sends it in an event (BcdSleeEvent) to the slee_acs process. It also marks the BRM connection as free for reuse and cancels the operation timer.</li> <li>The BCD actions library translates the output flist into the response of the NamedEventRates action.</li> <li>The Named Event feature node stores the cost in call context, takes the success exit and reaches a Play Variable Part Announcement node.</li> </ul>
4	<ul style="list-style-type: none"> <li>The slee_acs process sends ConnectToResource,PlayAnnouncement to the MSC, with a variable part indicating the cost of the deal.</li> <li>MSC plays the announcement to the caller.</li> </ul>
5	<ul style="list-style-type: none"> <li>The announcement finishes and MSC sends a SpecializedResourceReport message to the slee_acs process.</li> <li>The Play Variable Part Announcement feature node takes the success exit.</li> <li>The slee_acs process reaches a Selection Dependent Routing feature node.</li> </ul>
6	<ul style="list-style-type: none"> <li>The Selection Dependent Routing node sends PromptAndCollectUserInformation to the MSC, instructing the MSC to prompt for a single digit from a menu.</li> <li>MSC plays the specified announcement to the caller and collects the menu choice.</li> </ul>
7	<ul style="list-style-type: none"> <li>MSC sends PromptAndCollectUserInformation result, containing the menu choice digit, to the slee_acs process.</li> <li>The SDR feature node takes an exit to a Named Event feature node that specifies a direct named event for the same type of non-reservable event.</li> </ul>
8	<ul style="list-style-type: none"> <li>The BCD actions library constructs an event (FlistSleeEvent) that contains a PCM_OP_SUBSCRIPTION_PURCHASE_DEAL operation and sends it to BCD Client.</li> </ul> <p>Sometimes the BCD actions library will send PCM_OP_CUST_POL_GET_DEALS before sending PCM_OP_SUBSCRIPTION_PURCHASE_DEAL if it has no knowledge of the requested deal or if the cached information about the deal is too old.</p> <ul style="list-style-type: none"> <li>The BCD Client invokes the PCM_OP_SUBSCRIPTION_PURCHASE_DEAL operation and sets a timer to the configured value for this type of operation.</li> </ul>

Step	Action
9	<ul style="list-style-type: none"> <li>BRM responds to the operation indicating that the deal has been purchased.</li> <li>The BCD Client receives the operation output flist and sends it in an event (BcdSleeEvent) to the slee_acs process. It also marks the BRM connection as free for reuse and cancels the operation timer.</li> <li>The BCD actions library translates the output flist into the response of the DirectNamedEvent action.</li> <li>The Named Event feature node takes the success exit and reaches a Play Announcement feature node for a success announcement.</li> </ul>
10	<ul style="list-style-type: none"> <li>A Play Announcement feature node sends PlayAnnouncement to the MSC.</li> <li>MSC plays an announcement to the caller, stating that the transaction was successful.</li> </ul>
11	<ul style="list-style-type: none"> <li>The announcement finishes and MSC sends a SpecializedResourceReport message to the slee_acs process.</li> </ul>
12	<ul style="list-style-type: none"> <li>The control plan reaches an end node and ACS sends DisconnectForwardConnection and ReleaseCall actions to MSC and clears the call context.</li> <li>The caller is disconnected.</li> </ul>

### Messages: successful service subscription

The following messages include operations sent to BRM and results returned by BRM for a successful service subscription. The general message format is: nesting level (0; 1, or 2); field; data type; value.

#### Operation: send is PCM\_OP\_BAL\_GET\_ECE\_BALANCE (1281)

```
Flags = 0
0 PIN_FLD_POID          POID [0] 0.0.0.1 /service/telco/gsm/telephony -1 0
0 PIN_FLD_LOGIN        STR [0] "0049100701"
0 PIN_FLD_MODE         ENUM [0] 1
0 PIN_FLD_START_T     TSTAMP [0] (1486008379) Thu Feb 02 04:06:19 2017
```

#### Result: received for operation PCM\_OP\_BAL\_GET\_ECE\_BALANCE (1281)

```
0 PIN_FLD_POID          POID [0] 0.0.0.1 /service/telco/gsm/telephony -1 0
0 PIN_FLD_MODE         ENUM [0] 1
0 PIN_FLD_BAL_IMPACTS  ARRAY [840] allocated 20, used 6
1   PIN_FLD_CREDIT_LIMIT DECIMAL [0] 2000
1   PIN_FLD_CURRENT_BAL DECIMAL [0] 10.50
1   PIN_FLD_CREDIT_PROFILE INT [0] 6
1   PIN_FLD_CREDIT_FLOOR DECIMAL [0] -300000
1   PIN_FLD_SUB_BAL_IMPACTS ARRAY [840] allocated 20, used 4
2     3205 DECIMAL [0] 0
2     PIN_FLD_AMOUNT DECIMAL [0] -3.00
2     PIN_FLD_VALID_TO TSTAMP [0] (1503184917) Sat Aug 19 23:21:57 2017
2     PIN_FLD_VALID_FROM TSTAMP [0] (0) <null>
1   PIN_FLD_SUB_BAL_IMPACTS ARRAY [1] allocated 20, used 3
2     3205 DECIMAL [0] 0
2     PIN_FLD_AMOUNT DECIMAL [0] 13.50
2     PIN_FLD_VALID_FROM TSTAMP [0] (1485826686) Tue Jan 31 01:38:06 2017
```

#### Operation: send is PCM\_OP\_ACT\_ACTIVITY (151)

```
Flags = 128
0 PIN_FLD_POID          POID [0] 0.0.0.1 /account 128819 0
0 PIN_FLD_PROGRAM_NAME STR [0] "NCC_BCD_Client"
0 PIN_FLD_OBJ_TYPE     STR [0] "/gsm/ncc"
```

#### Result: received for operation PCM\_OP\_ACT\_ACTIVITY (151)

```
0 PIN_FLD_POID          POID [0] 0.0.0.1 /account 128819 0
0 PIN_FLD_RESULTS      ARRAY [0] allocated 27, used 27
```

## Chapter 7

```
1 PIN_FLD_POID POID [0] 0.0.0.1 /event/activity/gsm/ncc -1 0
1 PIN_FLD_NAME STR [0] "Activity Tracking Event Log"
1 PIN_FLD_USERID POID [0] 0.0.0.1 /service/pcm_client 1 34764
1 PIN_FLD_SESSION_OBJ POID [0] 0.0.0.1 /event/session 272643699316532386 0
1 PIN_FLD_ACCOUNT_OBJ POID [0] 0.0.0.1 /account 128819 0
1 PIN_FLD_PROGRAM_NAME STR [0] "NCC_BCD_Client"
1 PIN_FLD_START_T TSTAMP [0] (1339108525) Thu Jun 07 22:35:25 2012
1 PIN_FLD_END_T TSTAMP [0] (1339108525) Thu Jun 07 22:35:25 2012
1 PIN_FLD_FLAGS INT [0] 128
1 PIN_FLD_SYS_DESCR STR [0] "Activity: /gsm/ncc"
1 PIN_FLD_BILLINFO_OBJ POID [0] 0.0.0.1 /billinfo 129203 0
1 PIN_FLD_RUM_NAME STR [0] "Occurrence"
1 PIN_FLD_UNIT ENUM [0] 0
1 PIN_FLD_TOD_MODE ENUM [0] 0
1 PIN_FLD_NET_QUANTITY DECIMAL [0] 1
1 PIN_FLD_MIN_QUANTITY DECIMAL [0] 1
1 PIN_FLD_INCR_QUANTITY DECIMAL [0] 1
1 PIN_FLD_MIN_UNIT ENUM [0] 0
1 PIN_FLD_INCR_UNIT ENUM [0] 0
1 PIN_FLD_ROUNDING_MODE ENUM [0] 0
1 PIN_FLD_TIMEZONE_MODE ENUM [0] 1
1 PIN_FLD_RATED_TIMEZONE_ID STR [0] "US/Pacific"
1 PIN_FLD_BAL_IMPACTS ARRAY [0] allocated 20, used 18
2 PIN_FLD_ACCOUNT_OBJ POID [0] 0.0.0.1 /account 128819 338
2 PIN_FLD_PRODUCT_OBJ POID [0] 0.0.0.1 /product 80619 9
2 PIN_FLD_TAX_CODE STR [0] ""
2 PIN_FLD_RATE_OBJ POID [0] 0.0.0.1 /rate 79259 1
2 PIN_FLD_RATE_TAG STR [0] "Rate 1"
2 PIN_FLD_IMPACT_CATEGORY STR [0] "default"
2 PIN_FLD_OFFERING_OBJ POID [0] 0.0.0.1 /purchased_product 129779 176
2 PIN_FLD_LINEAGE STR [0] NULL str ptr
2 PIN_FLD_GL_ID INT [0] 0
2 PIN_FLD_QUANTITY DECIMAL [0] 1.00000000
2 PIN_FLD_IMPACT_TYPE ENUM [0] 1
2 PIN_FLD_DISCOUNT DECIMAL [0] 0
2 PIN_FLD_PERCENT DECIMAL [0] 1
2 PIN_FLD_AMOUNT DECIMAL [0] 0.200
2 PIN_FLD_RESOURCE_ID INT [0] 978
2 PIN_FLD_AMOUNT_DEFERRED DECIMAL [0] 0
2 PIN_FLD_BAL_GRP_OBJ POID [0] 0.0.0.1 /balance_group 127667 6798
2 PIN_FLD_BILLINFO_OBJ POID [0] 0.0.0.1 /billinfo 129203 0
1 PIN_FLD_TOTAL ARRAY [978] allocated 20, used 1
2 PIN_FLD_AMOUNT DECIMAL [0] 0.200
1 PIN_FLD_UNRATED_QUANTITY DECIMAL [0] 0
1 PIN_FLD_RATING_STATUS ENUM [0] 0
1 PIN_FLD_SUB_BAL_IMPACTS ARRAY [0] allocated 20, used 3
2 PIN_FLD_BAL_GRP_OBJ POID [0] 0.0.0.1 /balance_group 127667 6798
2 PIN_FLD_RESOURCE_ID INT [0] 978
2 PIN_FLD_SUB_BALANCES ARRAY [0] allocated 20, used 3
3 PIN_FLD_AMOUNT DECIMAL [0] 0.200
3 PIN_FLD_VALID_FROM TSTAMP [0] (0) <null>
3 PIN_FLD_VALID_TO TSTAMP [0] (0) <null>
```

### Operation: send is PCM\_OP\_CUST\_POL\_GET\_DEALS (278)

```
Flags = 0
0 PIN_FLD_POID POID [0] 0.0.0.1 /account 128819 0
```

### Result: received for operation PCM\_OP\_CUST\_POL\_GET\_DEALS (278)

```
0 PIN_FLD_POID POID [0] 0.0.0.1 /account 128819 0
0 PIN_FLD_DEALS ARRAY [10] allocated 20, used 14
1 PIN_FLD_POID POID [0] 0.0.0.1 /deal 90056 4
1 PIN_FLD_CREATED_T TSTAMP [0] (1327455797) Wed Jan 25 01:43:17 2012
1 PIN_FLD_MOD_T TSTAMP [0] (1327455952) Wed Jan 25 01:45:52 2012
1 PIN_FLD_READ_ACCESS STR [0] "B"
1 PIN_FLD_WRITE_ACCESS STR [0] "S"
1 PIN_FLD_ACCOUNT_OBJ POID [0] 0.0.0.1 /account 1 0
1 PIN_FLD_CODE STR [0] "50 Euro Topup Deal"
1 PIN_FLD_DESCR STR [0] ""
1 PIN_FLD_END_T TSTAMP [0] (0) <null>
1 PIN_FLD_FLAGS INT [0] 0
```

```

1 PIN_FLD_NAME STR [0] "50 Euro Topup Deal"
1 PIN_FLD_PERMITTED STR [0] "/account"
1 PIN_FLD_START_T TSTAMP [0] (0) <null>
1 PIN_FLD_PRODUCTS ARRAY [0] allocated 20, used 19
2 PIN_FLD_CYCLE_DISCOUNT DECIMAL [0] 0
2 PIN_FLD_CYCLE_END_DETAILS INT [0] 2
2 PIN_FLD_CYCLE_END_T TSTAMP [0] (0) <null>
2 PIN_FLD_CYCLE_START_DETAILS INT [0] 1
2 PIN_FLD_CYCLE_START_T TSTAMP [0] (0) <null>
2 PIN_FLD_PRODUCT_OBJ POID [0] 0.0.0.1 /product 82729 6
2 PIN_FLD_PURCHASE_DISCOUNT DECIMAL [0] 0
2 PIN_FLD_PURCHASE_END_DETAILS INT [0] 2
2 PIN_FLD_PURCHASE_END_T TSTAMP [0] (0) <null>
2 PIN_FLD_PURCHASE_START_DETAILS INT [0] 1
2 PIN_FLD_PURCHASE_START_T TSTAMP [0] (0) <null>
2 PIN_FLD_QUANTITY DECIMAL [0] 1
2 PIN_FLD_STATUS ENUM [0] 1
2 PIN_FLD_STATUS_FLAGS INT [0] 0
2 PIN_FLD_USAGE_DISCOUNT DECIMAL [0] 0
2 PIN_FLD_USAGE_END_DETAILS INT [0] 2
2 PIN_FLD_USAGE_END_T TSTAMP [0] (0) <null>
2 PIN_FLD_USAGE_START_DETAILS INT [0] 1
2 PIN_FLD_USAGE_START_T TSTAMP [0] (0) <null>
0 PIN_FLD_DEALS ARRAY [9] allocated 20, used 14
1 PIN_FLD_POID POID [0] 0.0.0.1 /deal 88008 4
1 PIN_FLD_CREATED_T TSTAMP [0] (1327455797) Wed Jan 25 01:43:17 2012
1 PIN_FLD_MOD_T TSTAMP [0] (1327455952) Wed Jan 25 01:45:52 2012
1 PIN_FLD_READ_ACCESS STR [0] "B"
1 PIN_FLD_WRITE_ACCESS STR [0] "S"
1 PIN_FLD_ACCOUNT_OBJ POID [0] 0.0.0.1 /account 1 0
1 PIN_FLD_CODE STR [0] "DirectEventDeal"
1 PIN_FLD_DESCR STR [0] ""
1 PIN_FLD_END_T TSTAMP [0] (0) <null>
1 PIN_FLD_FLAGS INT [0] 0
1 PIN_FLD_NAME STR [0] "DirectEventDeal"
1 PIN_FLD_PERMITTED STR [0] "/account"
1 PIN_FLD_START_T TSTAMP [0] (0) <null>
1 PIN_FLD_PRODUCTS ARRAY [0] allocated 20, used 19
2 PIN_FLD_CYCLE_DISCOUNT DECIMAL [0] 0
2 PIN_FLD_CYCLE_END_DETAILS INT [0] 2
2 PIN_FLD_CYCLE_END_T TSTAMP [0] (0) <null>
2 PIN_FLD_CYCLE_START_DETAILS INT [0] 1
2 PIN_FLD_CYCLE_START_T TSTAMP [0] (0) <null>
2 PIN_FLD_PRODUCT_OBJ POID [0] 0.0.0.1 /product 84328 7
2 PIN_FLD_PURCHASE_DISCOUNT DECIMAL [0] 0
2 PIN_FLD_PURCHASE_END_DETAILS INT [0] 2
2 PIN_FLD_PURCHASE_END_T TSTAMP [0] (0) <null>
2 PIN_FLD_PURCHASE_START_DETAILS INT [0] 1
2 PIN_FLD_PURCHASE_START_T TSTAMP [0] (0) <null>
2 PIN_FLD_QUANTITY DECIMAL [0] 1
2 PIN_FLD_STATUS ENUM [0] 1
2 PIN_FLD_STATUS_FLAGS INT [0] 0
2 PIN_FLD_USAGE_DISCOUNT DECIMAL [0] 0
2 PIN_FLD_USAGE_END_DETAILS INT [0] 2
2 PIN_FLD_USAGE_END_T TSTAMP [0] (0) <null>
2 PIN_FLD_USAGE_START_DETAILS INT [0] 1
2 PIN_FLD_USAGE_START_T TSTAMP [0] (0) <null>

```

**Operation: send is PCM\_OP\_SUBSCRIPTION\_PURCHASE\_DEAL (108)**

```

Flags = 0
0 PIN_FLD_POID POID [0] 0.0.0.1 /account 128819 0
0 PIN_FLD_PROGRAM_NAME STR [0] "NCC_BCD_Client"
0 PIN_FLD_DEAL_INFO SUBSTRUCT [0] allocated 20, used 1
1 PIN_FLD_DEAL_OBJ POID [0] 0.0.0.1 /deal 88008 4

```

**Result: received for operation PCM\_OP\_SUBSCRIPTION\_PURCHASE\_DEAL (108)**

```

0 PIN_FLD_POID POID [0] 0.0.0.1 /account 128819 0
0 PIN_FLD_RESULTS ARRAY [0] allocated 20, used 9
1 PIN_FLD_BAL_IMPACTS ARRAY [0] allocated 20, used 18

```

## Chapter 7

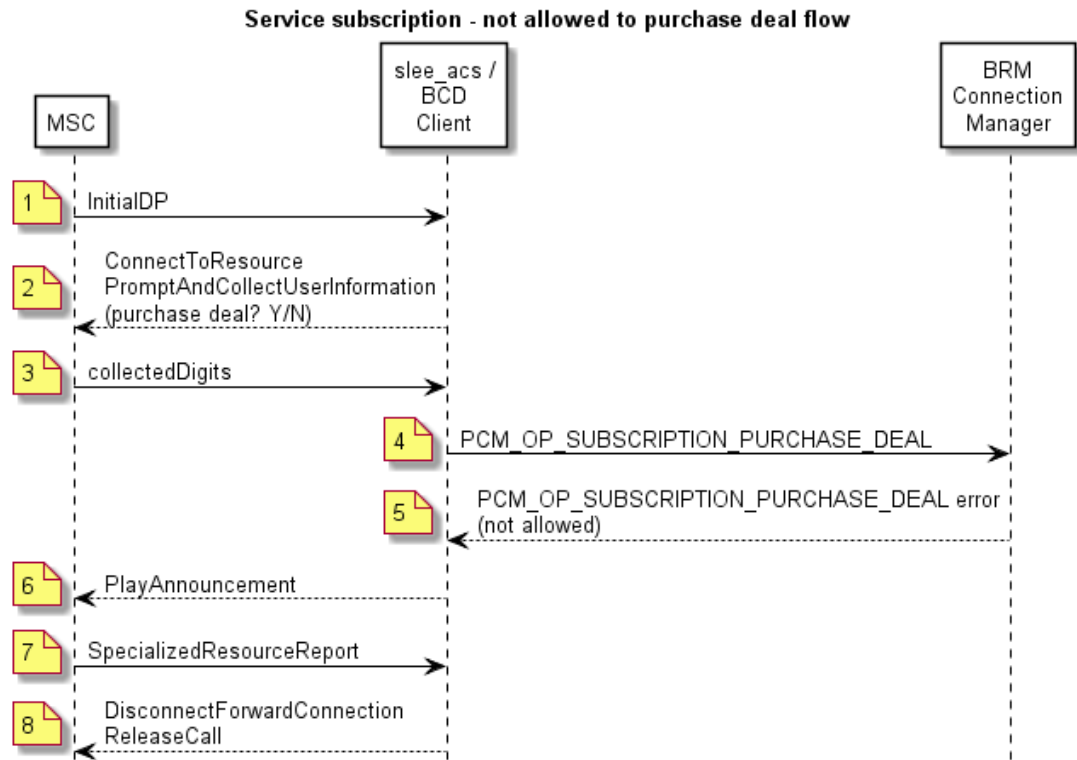
```
2 PIN_FLD_ACCOUNT_OBJ POID [0] 0.0.0.1 /account 128819 338
2 PIN_FLD_PRODUCT_OBJ POID [0] 0.0.0.1 /product 84328 7
2 PIN_FLD_TAX_CODE STR [0] ""
2 PIN_FLD_RATE_OBJ POID [0] 0.0.0.1 /rate 79451 1
2 PIN_FLD_RATE_TAG STR [0] "Rate 1"
2 PIN_FLD_IMPACT_CATEGORY STR [0] "default"
2 PIN_FLD_OFFERING_OBJ POID [0] NULL poid pointer
2 PIN_FLD_LINEAGE STR [0] NULL str ptr
2 PIN_FLD_GL_ID INT [0] 0
2 PIN_FLD_QUANTITY DECIMAL [0] 1.00000000
2 PIN_FLD_IMPACT_TYPE ENUM [0] 1
2 PIN_FLD_DISCOUNT DECIMAL [0] 0
2 PIN_FLD_PERCENT DECIMAL [0] 1
2 PIN_FLD_AMOUNT DECIMAL [0] 0.300
2 PIN_FLD_RESOURCE_ID INT [0] 978
2 PIN_FLD_AMOUNT_DEFERRED DECIMAL [0] 0
2 PIN_FLD_BAL_GRP_OBJ POID [0] 0.0.0.1 /balance_group 127667 6798
2 PIN_FLD_ITEM_OBJ POID [0] 0.0.0.1 /item/misc 129715 0
1 PIN_FLD_SUB_BAL_IMPACTS ARRAY [0] allocated 20, used 3
2 PIN_FLD_BAL_GRP_OBJ POID [0] 0.0.0.1 /balance_group 127667 6798
2 PIN_FLD_RESOURCE_ID INT [0] 978
2 PIN_FLD_SUB_BALANCES ARRAY [0] allocated 20, used 3
3 PIN_FLD_AMOUNT DECIMAL [0] 0.300
3 PIN_FLD_VALID_FROM TSTAMP [0] (0) <null>
3 PIN_FLD_VALID_TO TSTAMP [0] (0) <null>
1 PIN_FLD_UNRATED_QUANTITY DECIMAL [0] 0
1 PIN_FLD_SERVICE_OBJ POID [0] 0.0.0.0 0 0
1 PIN_FLD_ACCOUNT_OBJ POID [0] 0.0.0.1 /account 128819 0
1 PIN_FLD_RATING_STATUS ENUM [0] 0
1 PIN_FLD_NET_QUANTITY DECIMAL [0] 1
1 PIN_FLD_RUM_NAME STR [0] "Occurrence"
1 PIN_FLD_POID POID [0] 0.0.0.1 /event/billing/product/fee/purchase
272643699316538418 0
0 PIN_FLD_RESULTS ARRAY [1] allocated 20, used 3
1 PIN_FLD_SERVICE_OBJ POID [0] 0.0.0.0 0 0
1 PIN_FLD_ACCOUNT_OBJ POID [0] 0.0.0.1 /account 128819 0
1 PIN_FLD_POID POID [0] 0.0.0.1 /event/billing/product/action/purchase
17592186221106 0
0 PIN_FLD_PRODUCTS ARRAY [0] allocated 20, used 2
1 PIN_FLD_PRODUCT_OBJ POID [0] 0.0.0.1 /product 84328 7
1 PIN_FLD_PACKAGE_ID INT [0] 260
0 PIN_FLD_RESULTS ARRAY [2] allocated 20, used 2
1 PIN_FLD_ACCOUNT_OBJ POID [0] 0.0.0.1 /account 128819 0
1 PIN_FLD_POID POID [0] 0.0.0.1 /event/billing/deal/purchase 17592186223154 0
```



## Service subscription - not allowed to purchase deal

### Service subscription - not allowed to purchase deal flow

Here is an example message flow for the subscriber not being allowed to purchase a deal.



### Service subscription - not allowed to purchase deal scenario

This scenario describes the sequence of messages that occurs when the subscriber is not allowed to purchase a deal.

Step	Action
1	<ul style="list-style-type: none"> <li>MSC sends InitialDP to the slee_acs process, with serviceKey set to a special value indicating "subscribe to service".</li> <li>The subscriber has dialed the "subscribe to service" toll free number.</li> <li>The CCS service loader looks up the subscriber and wallet in the SCP database on the SLC and determines that the wallet information is on the BRM domain. It also determines the control plan to run, using the serviceKey to select the "subscribe to service" control plan.</li> <li>The slee_acs process runs the control plan.</li> <li>The slee_acs process reaches a Selection Dependent Routing feature node.</li> </ul>
2	<ul style="list-style-type: none"> <li>The Selection Dependent Routing feature node sends ConnectToResource, PromptAndCollectUserInformation to the MSC, instructing the MSC to prompt for a single digit from a menu.</li> </ul>
3	<ul style="list-style-type: none"> <li>MSC plays the specified announcement to the caller and collects the menu choice.</li> <li>MSC sends PromptAndCollectUserInformation result, containing the menu choice digit, to the slee_acs process.</li> <li>The SDR feature node takes an exit to a Named Event feature node and specifies a direct named event for a non-reservable event.</li> </ul>

Step	Action
4	<ul style="list-style-type: none"> <li>The BCD actions library constructs an event (FlistSleeEvent) that contains a PCM_OP_SUBSCRIPTION_PURCHASE_DEAL operation and sends it to the BCD Client.</li> <li>The BCD Client invokes the PCM_OP_SUBSCRIPTION_PURCHASE_DEAL operation and sets a timer to the configured value for this type of operation.</li> </ul>
5	<ul style="list-style-type: none"> <li>BRM responds to the operation with an error.</li> <li>The BCD Client receives the operation error output flist and sends it in an event (BcdSleeEvent) to the slee_acs process. It also marks the BRM connection as free for reuse and cancels the operation timer.</li> <li>The BCD actions library translates the error output flist into the error response of the DirectNamedEvent action.</li> <li>The Named Event feature node takes an error exit and reaches a Play Announcement node for an error announcement.</li> </ul>
6	<ul style="list-style-type: none"> <li>A Play Announcement feature node sends PlayAnnouncement to the MSC.</li> <li>MSC plays an announcement to the caller, stating that the transaction was not successful.</li> </ul>
7	<ul style="list-style-type: none"> <li>The announcement finishes and MSC sends SpecializedResourceReport to the slee_acs process.</li> </ul>
8	<ul style="list-style-type: none"> <li>The control plan reaches an end node and ACS sends DisconnectForwardConnection and ReleaseCall actions to MSC and clears the call context.</li> <li>The caller is disconnected.</li> </ul>

### Messages: service subscription - not allowed to purchase deal

The following messages include operations sent to BRM and results returned by BRM for service subscription when the subscriber is not allowed to purchase a deal. The general message format is: nesting level (0; 1, or 2); field; data type; value.

#### Operation: send is PCM\_OP\_ACT\_FIND (159)

```

Flags = 0
0 PIN_FLD_POID          POID [0] 0.0.0.1 /service/telco/gsm/telephony -1 0
0 PIN_FLD_PROGRAM_NAME STR [0] "NCC_BCD_Client"
0 PIN_FLD_OBJ_TYPE      STR [0] "gsm/ncc"
0 PIN_FLD_EXTENDED_INFO SUBSTRUCT [0] allocated 20, used 2
1   PIN_FLD_GSM_INFO    SUBSTRUCT [0] allocated 20, used 3
2     PIN_FLD_DIRECTION ENUM [0] 0
2     PIN_FLD_CELL_ID   STR [0] "000c"
2     PIN_FLD_LOC_AREA_CODE STR [0] "064001000f"
1   10000              SUBSTRUCT [0] allocated 20, used 3
2     10001             STR [0] "Present"
2     PIN_FLD_LOCATION  STR [0] "004085752160"
2     10002             INT [0] 1
0 PIN_FLD_MSID         STR [0] "004085752160"
0 PIN_FLD_FLAGS        INT [0] 4

```

#### Result: received for operation PCM\_OP\_ACT\_FIND (159)

```

0 PIN_FLD_POID          POID [0] 0.0.0.1 /balance_group 127667 6801
0 PIN_FLD_ACCOUNT_OBJ  POID [0] 0.0.0.1 /account 128819 0
0 PIN_FLD_BILLINFO_OBJ POID [0] 0.0.0.1 /billinfo 129203 0
0 PIN_FLD_EFFECTIVE_T  TSTAMP [0] (1337557354) Sun May 20 23:42:34 2012
0 PIN_FLD_BALANCES     ARRAY [978] allocated 20, used 10
1   PIN_FLD_RESERVED_AMOUNT DECIMAL [0] 0
1   PIN_FLD_NEXT_BAL     DECIMAL [0] 0
1   PIN_FLD_CONSUMPTION_RULE ENUM [0] 0
1   PIN_FLD_CURRENT_BAL  DECIMAL [0] 0
1   PIN_FLD_SUB_BALANCES ARRAY [0] allocated 20, used 12
2   PIN_FLD_CONTRIBUTOR_STR STR [0] ""

```

```

2     PIN_FLD_VALID_TO      TSTAMP [0] (0) <null>
2     PIN_FLD_VALID_TO_DETAILS INT [0] 0
2     PIN_FLD_VALID_FROM    TSTAMP [0] (1337497200) Sun May 20 07:00:00 2012
2     PIN_FLD_VALID_FROM_DETAILS INT [0] 0
2     PIN_FLD_CURRENT_BAL   DECIMAL [0] 0
2     PIN_FLD_NEXT_BAL      DECIMAL [0] 0
2     PIN_FLD_DELAYED_BAL   DECIMAL [0] 0
2     PIN_FLD_ROLLOVER_DATA INT [0] 0
2     PIN_FLD_GRANTOR_OBJ   POID [0] 0.0.0.1 /purchased_product 130995 0
2     PIN_FLD_STATUS        ENUM [0] 1
2     PIN_FLD_FLAGS         INT [0] 2
1     PIN_FLD_CURRENT_TOTAL DECIMAL [0] 0
1     PIN_FLD_CREDIT_FLOOR DECIMAL [0] NULL
1     PIN_FLD_CREDIT_LIMIT DECIMAL [0] 0
1     PIN_FLD_CREDIT_THRESHOLDS INT [0] 0
1     PIN_FLD_CREDIT_THRESHOLDS_FIXED STR [0] ""
0 PIN_FLD_REALTIME_CNTR    INT [0] 4
0 PIN_FLD_BALANCES        ARRAY [1000011] allocated 20, used 10
1     PIN_FLD_RESERVED_AMOUNT DECIMAL [0] 0
1     PIN_FLD_NEXT_BAL         DECIMAL [0] 0
1     PIN_FLD_CONSUMPTION_RULE ENUM [0] 0
1     PIN_FLD_CURRENT_BAL      DECIMAL [0] 77
1     PIN_FLD_SUB_BALANCES     ARRAY [4] allocated 20, used 12
2     PIN_FLD_CONTRIBUTOR_STR  STR [0] ""
2     PIN_FLD_VALID_TO        TSTAMP [0] (0) <null>
2     PIN_FLD_VALID_TO_DETAILS INT [0] 0
2     PIN_FLD_VALID_FROM      TSTAMP [0] (1337666360) Tue May 22 05:59:20 2012
2     PIN_FLD_VALID_FROM_DETAILS INT [0] 0
2     PIN_FLD_CURRENT_BAL     DECIMAL [0] 77
2     PIN_FLD_NEXT_BAL        DECIMAL [0] 0
2     PIN_FLD_DELAYED_BAL     DECIMAL [0] 0
2     PIN_FLD_ROLLOVER_DATA   INT [0] 0
2     PIN_FLD_GRANTOR_OBJ     POID [0] 0.0.0.0 0 0
2     PIN_FLD_STATUS          ENUM [0] 1
2     PIN_FLD_FLAGS           INT [0] 2
1     PIN_FLD_CURRENT_TOTAL DECIMAL [0] 77
1     PIN_FLD_CREDIT_FLOOR DECIMAL [0] NULL
1     PIN_FLD_CREDIT_LIMIT DECIMAL [0] 0
1     PIN_FLD_CREDIT_THRESHOLDS INT [0] 0
1     PIN_FLD_CREDIT_THRESHOLDS_FIXED STR [0] ""
0 PIN_FLD_BALANCES        ARRAY [1000076] allocated 20, used 10
1     PIN_FLD_RESERVED_AMOUNT DECIMAL [0] 0
1     PIN_FLD_NEXT_BAL         DECIMAL [0] 0
1     PIN_FLD_CONSUMPTION_RULE ENUM [0] 0
1     PIN_FLD_CURRENT_BAL      DECIMAL [0] -125.37
1     PIN_FLD_SUB_BALANCES     ARRAY [2] allocated 20, used 12
2     PIN_FLD_CONTRIBUTOR_STR  STR [0] ""
2     PIN_FLD_VALID_TO        TSTAMP [0] (0) <null>
2     PIN_FLD_VALID_TO_DETAILS INT [0] 0
2     PIN_FLD_VALID_FROM      TSTAMP [0] (1337497200) Sun May 20 07:00:00 2012
2     PIN_FLD_VALID_FROM_DETAILS INT [0] 0
2     PIN_FLD_CURRENT_BAL     DECIMAL [0] -125.37
2     PIN_FLD_NEXT_BAL        DECIMAL [0] 0
2     PIN_FLD_DELAYED_BAL     DECIMAL [0] 0
2     PIN_FLD_ROLLOVER_DATA   INT [0] 0
2     PIN_FLD_GRANTOR_OBJ     POID [0] 0.0.0.1 /purchased_product 130995 205
2     PIN_FLD_STATUS          ENUM [0] 1
2     PIN_FLD_FLAGS           INT [0] 2
1     PIN_FLD_CURRENT_TOTAL DECIMAL [0] -125.37
1     PIN_FLD_CREDIT_FLOOR DECIMAL [0] NULL
1     PIN_FLD_CREDIT_LIMIT DECIMAL [0] 0
1     PIN_FLD_CREDIT_THRESHOLDS INT [0] 0
1     PIN_FLD_CREDIT_THRESHOLDS_FIXED STR [0] ""

```

**Operation:** send is PCM\_OP\_SUBSCRIPTION\_PURCHASE\_DEAL (108)

```

Flags = 0
0 PIN_FLD_POID              POID [0] 0.0.0.1 /account 128819 0
0 PIN_FLD_PROGRAM_NAME     STR [0] "NCC_BCD_Client"
0 PIN_FLD_DEAL_INFO        SUBSTRUCT [0] allocated 20, used 1
1     PIN_FLD_DEAL_OBJ      POID [0] 0.0.0.1 /deal 88008 4

```

## Chapter 7

**Result:** received for operation PCM\_OP\_SUBSCRIPTION\_PURCHASE\_DEAL (108)

```
0 PIN_FLD_POID          POID [0] 0.0.0.1 /account 128819 0
```

```
Error specified:  
location=5  
pin_errclass=1  
pin_err=81  
field=0  
rec_id=0  
reserved=0  
facility=0  
msg_id=0  
version=0
```

## **Successful credit transfer using IVR**

### **Successful credit transfer using IVR flow**

Here is an example message flow for a successful credit transfer using IVR.

Successful credit transfer using IVR flow



### Successful credit transfer using IVR scenario

This scenario describes the sequence of messages that occurs when the subscriber completes a successful credit transfer using IVR.

Step	Action
1	<ul style="list-style-type: none"> <li>Subscriber has called the special “gift 100 free minutes” number.</li> <li>MSC sends InitialDP to the slee_acs process, with serviceKey set to a special value indicating “gift 100 free minutes”.</li> <li>xmsTrigger sends InitialDP to the slee_acs process.</li> <li>The CCS service loader looks up the subscriber and wallet in the SCP database on the SLC and determines the control plan to run, using the serviceKey to select the “gift 100 free minutes” control plan.</li> <li>The slee_acs process runs the control plan.</li> <li>The slee_acs process reaches a Collect Digits To Buffer node.</li> </ul>
2	<ul style="list-style-type: none"> <li>The Collect Digits To Buffer feature node sends ConnectToResource, PromptAndCollectUserInformation to the MSC, instructing the MSC to prompt the caller for his PIN.</li> <li>MSC plays the specified announcement to the caller and collects the PIN.</li> </ul>
3	<ul style="list-style-type: none"> <li>MSC sends the PromptAndCollectUserInformation result, which contains the PIN, to the slee_acs process.</li> <li>The slee_acs process stores the PIN and then reaches another Collect Digits To Buffer feature node.</li> </ul>
4	<ul style="list-style-type: none"> <li>The Collect Digits To Buffer feature node sends PromptAndCollectUserInformation to the MSC, instructing the MSC to prompt the caller for the recipient's number.</li> <li>MSC plays the specified announcement to the caller and collects the recipient's number.</li> </ul>
5	<ul style="list-style-type: none"> <li>MSC sends PromptAndCollectUserInformation result, containing the recipient's number to the slee_acs process.</li> <li>The slee_acs process stores the recipient's number and reaches a Credit Wallet Transfer feature node.</li> <li>The Credit Wallet Transfer node performs the following actions, all of which are implemented on the (FOX) subscriber domain using local database queries: <ul style="list-style-type: none"> <li>– AlternateWalletDetails</li> <li>– AlernateSubscriberDetails</li> </ul> </li> <li>The Credit Wallet Transfer feature node invokes the (wallet domain) GetCreditTransferDetails action on the BCD actions library. In spite of being in the BCD actions library, this action also does a local database look-up in exactly the same way as the equivalent FOX action.</li> <li>The Credit Wallet Transfer feature node invokes the (FOX) subscriber domain CompareSubscriberPINDetails action, which compares the entered PIN with the PIN stored in the subscriber's profile.</li> <li>The Credit Wallet Transfer feature node invokes the NamedEventReservation action on BCD actions library.</li> <li>BCD actions library creates an (FlistSleeEvent) that contains a PCM_OP_TCF_AAA_AUTHORIZE operation, with quantity set to 1 and units set to time (the default). SVC_TYPE is set to Gift100Mins (The name of the named event).</li> <li>The BCD Client finds a free connection on the least busy Connection Manager.</li> </ul>
6	<ul style="list-style-type: none"> <li>The BCD Client invokes the PCM_OP_TCF_AAA_AUTHORIZE operation and sets a timer to the configured value for this type of operation.</li> </ul>

Step	Action
7	<ul style="list-style-type: none"> <li>BRM responds to the operation by indicating that the charge for this service has been reserved against the caller's account.</li> <li>The BCD Client receives the operation output flist via and sends it in an event (BcdSleeEvent) to the slee_acs process. It also marks the BRM connection as free for reuse and cancels the operation timer.</li> <li>The BCD actions library translates the output flist into the response of the NamedEventReservation action.</li> <li>The Credit Wallet Transfer feature node invokes the VoucherTypeRedeem action on the FOX actions library.</li> </ul>
8	<ul style="list-style-type: none"> <li>The FOX actions library sends VI_Req to BeClient.</li> <li>BeClient sends VI_Req to VWS.</li> </ul>
9	<ul style="list-style-type: none"> <li>VWS sends VI_Ack to BeClient, indicating that the voucher type exists, and returning the recharge amounts for each balance type.</li> <li>BeClient sends VI_Ack to the slee_acs process.</li> <li>The Credit Wallet Transfer feature node invokes a VoucherTypeWalletRecharge action on the BCD actions library.</li> </ul>
10	<ul style="list-style-type: none"> <li>The BCD actions library constructs an event (FlistSleeEvent) that contains a PCM_OP_QUERY_BALANCE operation and sends it to the BCD Client.</li> <li>The BCD Client invokes the PCM_OP_QUERY_BALANCE operation and sets a timer for the configured value for this type of operation.</li> </ul>
11	<ul style="list-style-type: none"> <li>BRM responds to the operation indicating that the account exists and gives the account object ID.</li> <li>BCD Client receives the operation output flist and sends it in an event (BcdSleeEvent) to the slee_acs process. It also marks the BRM connection as free for reuse and cancels the operation timer.</li> </ul>
12	<ul style="list-style-type: none"> <li>The BCD actions library constructs an event (FlistSleeEvent) that contains a PCM_OP_BILL_DEBIT operation and sends it to the BCD Client.</li> <li>The BCD Client invokes the PCM_OP_BILL_DEBIT operation and sets a timer to the configured value for this type of operation.</li> </ul>
13	<ul style="list-style-type: none"> <li>BRM responds to the operation indicating that the account has been successfully recharged.</li> <li>The BCD Client receives the operation output flist and sends it in an event (BcdSleeEvent) to the slee_acs process. It also marks the BRM connection as free for reuse and cancels the operation timer.</li> <li>The BCD actions library translates the output flist and into the response of the VoucherTypeWalletRecharge action.</li> <li>The Credit Wallet Transfer feature node invokes the ConfirmNamedEventReservation action on BCD actions library.</li> <li>The BCD actions library constructs an event (FlistSleeEvent) that contains a PCM_OP_TCF_AAA_ACCOUNTING operation.</li> </ul>
14	<ul style="list-style-type: none"> <li>The BCD Client invokes the PCM_OP_TCF_AAA_ACCOUNTING operation and sets a timer to the configured value for this type of operation.</li> </ul>
15	<ul style="list-style-type: none"> <li>BRM responds to the operation indicating that the charge for this service has been made successfully against the caller's account..</li> <li>The BCD Client receives the operation output flist and sends it in an event (BcdSleeEvent) to the slee_acs process. It also marks the BRM connection as free for reuse and cancels the operation timer.</li> <li>The BCD actions library translates the output flist into the response of the ConfirmNamedEventReservation action.</li> </ul>



Step	Action
16	<ul style="list-style-type: none"> <li>The Credit Wallet Transfer feature node constructs an MMX GenericMessage containing a “you have been gifted 100 minutes” message for the recipient and sends it to xmsTrigger.</li> </ul>
17	<ul style="list-style-type: none"> <li>xmsTrigger sends an MTForwardSM operation to the MSC, containing the “you have been gifted 100 minutes” message.</li> </ul>
18	<ul style="list-style-type: none"> <li>The MSC sends an SMS containing the “you have been gifted 100 minutes” message to the recipient.</li> <li>The slee_acs process takes the success branch of the Credit Wallet Transfer feature node.</li> </ul>
19	<ul style="list-style-type: none"> <li>The slee_acs process reaches a Play Announcement feature node, which sends PlayAnnouncement to the MSC.</li> <li>MSC plays an announcement to the caller, which states that the 100 minutes have been gifted.</li> </ul>
20	<ul style="list-style-type: none"> <li>The Announcement finishes and MSC sends a SpecializedResourceReport message to slee_acs process.</li> </ul>
21	<ul style="list-style-type: none"> <li>The control plan reaches an end node and ACS sends DisconnectForwardConnection and ReleaseCall actions to MSC and clears the call context.</li> <li>The caller is disconnected.</li> </ul>

### Messages: successful credit transfer using IVR scenario

The following messages include operations sent to BRM and results returned by BRM for a successful credit transfer using IVR. The general message format is: nesting level (0; 1, or 2); field; data type; value.

#### Operation: send is PCM\_OP\_TCF\_AAA\_AUTHORIZE (4002)

```

Flags = 0
0 PIN_FLD_POID          POID [0] 0.0.0.1 /service/telco/gsm/sms -1 0
0 PIN_FLD_PROGRAM_NAME STR [0] "NCC_BCD_Client"
0 PIN_FLD_SESSION_ID   INT [0] 0
0 PIN_FLD_AUTHORIZATION_ID STR [0] "brmClient-myoracle-2013-3-12-6_ne_1461366_0"
0 PIN_FLD_OBJ_TYPE     STR [0] "gsm/ncc"
0 PIN_FLD_CALLING_NUMBER STR [0] "004085752159"
0 PIN_FLD_CALLED_NUMBER STR [0] "08001234567"
0 PIN_FLD_EXTENDED_INFO SUBSTRUCT [0] allocated 20, used 2
1   PIN_FLD_GSM_INFO    SUBSTRUCT [0] allocated 20, used 3
2     PIN_FLD_DIRECTION ENUM [0] 0
2     PIN_FLD_CELL_ID   STR [0] "000c"
2     PIN_FLD_LOC_AREA_CODE STR [0] "064001000f"
1   10000              SUBSTRUCT [0] allocated 20, used 3
2     10001             STR [0] "Present"
2     PIN_FLD_LOCATION  STR [0] "004085752159"
2     10002             INT [0] 1
0 PIN_FLD_MSID         STR [0] "004085752159"
0 PIN_FLD_REQ_MODE     ENUM [0] 8

```

#### Result: received for operation PCM\_OP\_TCF\_AAA\_AUTHORIZE (4002)

```

0 PIN_FLD_POID          POID [0] 0.0.0.1 /active_session/telco/gsm/ncc 189822 0
0 PIN_FLD_EXPIRATION_T TSTAMP [0] (1363910537) Fri Mar 22 00:02:17 2013
0 PIN_FLD_QUANTITY     DECIMAL [0] 1
0 PIN_FLD_SERVICE_OBJ  POID [0] 0.0.0.1 /service/telco/gsm/sms 112359 20
0 PIN_FLD_RESERVATION_OBJ POID [0] 0.0.0.1 /reservation 191870 0
0 PIN_FLD_BAL_GRP_OBJ  POID [0] 0.0.0.1 /balance_group 114087 1096
0 PIN_FLD_BALANCES     ARRAY [978] allocated 20, used 2
1   PIN_FLD_AMOUNT     DECIMAL [0] 0.200
1   PIN_FLD_AVAILABLE_RESOURCE_LIMIT DECIMAL [0] 4.800
0 PIN_FLD_RESULT       ENUM [0] 1

```

## Chapter 7

```
0 PIN_FLD_RATING_STATUS   ENUM [0] 0
0 PIN_FLD_AUTHORIZATION_ID STR [0] "brmClient-myoracle-2013-3-12-6_ne_1461366_0"
0 PIN_FLD_ACCOUNT_OBJ     POID [0] 0.0.0.1 /account 114343 0
```

### Operation: send PCM\_OP\_TCF\_AAA\_QUERY\_BALANCE (4104)

```
Flags = 0
0 PIN_FLD_POID            POID [0] 0.0.0.1 /service/telco/gsm/telephony -1 0
0 PIN_FLD_PROGRAM_NAME   STR [0] "NCC_BCD_Client"
0 PIN_FLD_OBJ_TYPE       STR [0] "gsm/ncc"
0 PIN_FLD_CALLING_NUMBER STR [0] "004085752159"
0 PIN_FLD_CALLED_NUMBER  STR [0] "08001234567"
0 PIN_FLD_EXTENDED_INFO SUBSTRUCT [0] allocated 20, used 2
1   PIN_FLD_GSM_INFO     SUBSTRUCT [0] allocated 20, used 3
2     PIN_FLD_DIRECTION  ENUM [0] 0
2     PIN_FLD_CELL_ID    STR [0] "000c"
2     PIN_FLD_LOC_AREA_CODE STR [0] "064001000f"
1   10000                SUBSTRUCT [0] allocated 20, used 3
2     10001              STR [0] "Present"
2     PIN_FLD_LOCATION   STR [0] "004085752159"
2     10002              INT [0] 1
0 PIN_FLD_MSID           STR [0] "004085752152"
```

### Result: received for operation PCM\_OP\_TCF\_AAA\_QUERY\_BALANCE (4104)

```
0 PIN_FLD_POID            POID [0] 0.0.0.1 /balance_group 181459 8
0 PIN_FLD_ACCOUNT_OBJ     POID [0] 0.0.0.1 /account 182099 0
0 PIN_FLD_BILLINFO_OBJ    POID [0] 0.0.0.1 /billinfo 184147 0
0 PIN_FLD_EFFECTIVE_T     TSTAMP [0] (1363815368) Wed Mar 20 21:36:08 2013
0 PIN_FLD_BALANCES        ARRAY [978] allocated 20, used 8
1   PIN_FLD_RESERVED_AMOUNT DECIMAL [0] 0
1   PIN_FLD_NEXT_BAL       DECIMAL [0] 0
1   PIN_FLD_CONSUMPTION_RULE ENUM [0] 0
1   PIN_FLD_CURRENT_BAL    DECIMAL [0] 0
1   PIN_FLD_CREDIT_FLOOR DECIMAL [0] NULL
1   PIN_FLD_CREDIT_LIMIT DECIMAL [0] 0
1   PIN_FLD_CREDIT_THRESHOLDS INT [0] 0
1   PIN_FLD_CREDIT_THRESHOLDS_FIXED STR [0] ""
0 PIN_FLD_REALTIME_CNTR   INT [0] 2
0 PIN_FLD_BALANCES        ARRAY [1000076] allocated 20, used 8
1   PIN_FLD_RESERVED_AMOUNT DECIMAL [0] 0
1   PIN_FLD_NEXT_BAL       DECIMAL [0] 0
1   PIN_FLD_CONSUMPTION_RULE ENUM [0] 0
1   PIN_FLD_CURRENT_BAL    DECIMAL [0] 0
1   PIN_FLD_CREDIT_FLOOR DECIMAL [0] NULL
1   PIN_FLD_CREDIT_LIMIT DECIMAL [0] 0
1   PIN_FLD_CREDIT_THRESHOLDS INT [0] 0
1   PIN_FLD_CREDIT_THRESHOLDS_FIXED STR [0] ""
```

### Operation: send PCM\_OP\_BILL\_DEBIT (105)

```
Flags = 0
0 PIN_FLD_POID            POID [0] 0.0.0.1 /account 182099 0
0 PIN_FLD_PROGRAM_NAME   STR [0] "NCC_BCD_Client"
0 PIN_FLD_OBJ_TYPE       STR [0] "gsm/ncc"
0 PIN_FLD_CALLING_NUMBER STR [0] "004085752159"
0 PIN_FLD_CALLED_NUMBER  STR [0] "08001234567"
0 PIN_FLD_DEBIT          ARRAY [1000076] allocated 20, used 1
1   PIN_FLD_BAL_OPERAND   DECIMAL [0] -1.0000000000000000
```

### Result: received for operation PCM\_OP\_BILL\_DEBIT (105)

```
0 PIN_FLD_POID            POID [0] 0.0.0.1 /account 182099 0
0 PIN_FLD_RESULTS         ARRAY [0] allocated 20, used 4
1   PIN_FLD_BAL_IMPACTS   ARRAY [0] allocated 20, used 17
2     PIN_FLD_IMPACT_TYPE  ENUM [0] 2
2     PIN_FLD_RESOURCE_ID  INT [0] 1000076
2     PIN_FLD_RESOURCE_ID_ORIG INT [0] 0
2     PIN_FLD_TAX_CODE     STR [0] ""
2     PIN_FLD_RATE_TAG     STR [0] ""
2     PIN_FLD_ACCOUNT_OBJ  POID [0] 0.0.0.1 /account 182099 0
2     PIN_FLD_RATE_OBJ     POID [0] 0.0.0.0 0 0
2     PIN_FLD_DISCOUNT   DECIMAL [0] 0
```

```

2     PIN_FLD_PERCENT      DECIMAL [0] 0
2     PIN_FLD_QUANTITY     DECIMAL [0] 0
2     PIN_FLD_AMOUNT_DEFERRED DECIMAL [0] 0
2     PIN_FLD_AMOUNT       DECIMAL [0] -1.00
2     PIN_FLD_AMOUNT_ORIG  DECIMAL [0] NULL pin_decimal_t ptr
2     PIN_FLD_BAL_GRP_OBJ  POID [0] 0.0.0.1 /balance_group 181459 0
2     PIN_FLD_GL_ID        INT [0] 0
2     PIN_FLD_ITEM_OBJ     POID [0] 0.0.0.1 /item/sponsor 182259 0
2     PIN_FLD_LINEAGE      STR [0] NULL str ptr
1     PIN_FLD_SUB_BAL_IMPACTS ARRAY [0] allocated 20, used 3
2     PIN_FLD_BAL_GRP_OBJ  POID [0] 0.0.0.1 /balance_group 181459 9
2     PIN_FLD_RESOURCE_ID  INT [0] 1000076
2     PIN_FLD_SUB_BALANCES ARRAY [2] allocated 20, used 3
3         PIN_FLD_AMOUNT    DECIMAL [0] -1.00
3         PIN_FLD_VALID_FROM TSTAMP [0] (0) <null>
3         PIN_FLD_VALID_TO   TSTAMP [0] (0) <null>
1     PIN_FLD_ACCOUNT_OBJ  POID [0] 0.0.0.1 /account 182099 0
1     PIN_FLD_POID         POID [0] 0.0.0.1 /event/billing/debit 277675064525243563 0

```

### Operation: send PCM\_OP\_TCF\_AAA\_ACCOUNTING (4012)

```

Flags = 0
0 PIN_FLD_POID          POID [0] 0.0.0.1 /service/telco/gsm/sms -1 0
0 PIN_FLD_PROGRAM_NAME STR [0] "NCC_BCD_Client"
0 PIN_FLD_SESSION_ID   INT [0] 1
0 PIN_FLD_AUTHORIZATION_ID STR [0] "brmClient-myoracle-2013-3-12-6_ne_1461366_0"
0 PIN_FLD_OBJ_TYPE     STR [0] "gsm/ncc"
0 PIN_FLD_CALLING_NUMBER STR [0] "004085752159"
0 PIN_FLD_CALLED_NUMBER STR [0] "08001234567"
0 PIN_FLD_EXTENDED_INFO SUBSTRUCT [0] allocated 20, used 2
1     PIN_FLD_GSM_INFO SUBSTRUCT [0] allocated 20, used 3
2         PIN_FLD_DIRECTION ENUM [0] 0
2         PIN_FLD_CELL_ID   STR [0] "000c"
2         PIN_FLD_LOC_AREA_CODE STR [0] "064001000f"
1     10000 SUBSTRUCT [0] allocated 20, used 3
2         10001 STR [0] "Present"
2         PIN_FLD_LOCATION STR [0] "004085752159"
2         10002 INT [0] 1
0 PIN_FLD_MSID         STR [0] "004085752159"
0 PIN_FLD_MODE         ENUM [0] 0

```

### Result: received for operation PCM\_OP\_TCF\_AAA\_ACCOUNTING (4012)

```

0 PIN_FLD_POID          POID [0] 0.0.0.1 /event/activity/telco/gsm/ncc 277675064525251874 0
0 PIN_FLD_AUTHORIZATION_ID STR [0] "brmClient-myoracle-2013-3-12-6_ne_1461366_0"
0 PIN_FLD_ACCOUNT_OBJ    POID [0] 0.0.0.1 /account 114343 0
0 PIN_FLD_SERVICE_OBJ    POID [0] 0.0.0.1 /service/telco/gsm/sms 112359 20
0 PIN_FLD_RATING_STATUS  ENUM [0] 0
0 PIN_FLD_BALANCES      ARRAY [978] allocated 20, used 2
1     PIN_FLD_AMOUNT      DECIMAL [0] 0.200
1     PIN_FLD_AVAILABLE_RESOURCE_LIMIT DECIMAL [0] 4.800

```

## IVR credit transfer when recipient's account not found

### IVR credit transfer when recipient's account not found flow

Here is an example message flow for an IVR credit transfer when the recipient's account is not found.



### IVR credit transfer when recipient's account not found scenario

This scenario describes the sequence of messages that occur when the subscriber calls the toll free line to gift minutes but the recipient's account is not found.

Step	Action
1	<ul style="list-style-type: none"> <li>• MSC sends InitialDP to the slee_acs process, with serviceKey set to a special value indicating “gift 100 free minutes”.</li> <li>• Subscriber has called the special “gift 100 free minutes” number.</li> <li>• xmsTrigger sends InitialDP to the slee_acs process.</li> <li>• The CCS service loader looks up the subscriber and wallet in the SCP database on the SLC and determines the control plan to run, using the serviceKey to select the “gift 100 free minutes” control plan.</li> <li>• The slee_acs process runs the control plan.</li> <li>• The slee_acs process reaches a Collect Digits To Buffer node.</li> </ul>
2	<ul style="list-style-type: none"> <li>• The Collect Digits To Buffer feature node sends ConnectToResource, PromptAndCollectUserInfo to the MSC, instructing the MSC to prompt the caller for his PIN.</li> </ul>
3	<ul style="list-style-type: none"> <li>• MSC plays the specified announcement to the caller and collects the PIN.</li> <li>• MSC sends the PromptAndCollectUserInfo result, which contains the PIN, to the slee_acs process.</li> <li>• The slee_acs process stores the PIN and then reaches another Collect Digits To Buffer feature node.</li> </ul>
4	<ul style="list-style-type: none"> <li>• The Collect Digits To Buffer node sends PromptAndCollectUserInfo to the MSC, instructing the MSC to prompt the caller for the recipient's number.</li> <li>• MSC plays the specified announcement to the caller and collects the recipient's number.</li> </ul>
5	<ul style="list-style-type: none"> <li>• MSC sends PromptAndCollectUserInfo result, containing the recipient's number to the slee_acs process.</li> <li>• The slee_acs process stores the recipient's number and reaches a Credit Wallet Transfer feature node.</li> <li>• The Credit Wallet Transfer node performs the following actions, all of which are implemented on the (FOX) subscriber domain using local database queries: <ul style="list-style-type: none"> <li>– AlternateWalletDetails</li> <li>– AlternateSubscriberDetails</li> </ul> </li> <li>• The Credit Wallet Transfer feature node invokes the (wallet domain) GetCreditTransferDetails action on the BCD actions library. In spite of being in the BCD actions library, this action also does a local database look-up in exactly the same way as the equivalent FOX action.</li> <li>• The Credit Wallet Transfer feature node invokes the (FOX) subscriber domain CompareSubscriberPINDetails action, which compares the entered PIN with the PIN stored in the subscriber's profile.</li> <li>• The Credit Wallet Transfer feature node invokes the NamedEventReservation action on BCD actions library.</li> <li>• The BCD actions library creates an event (FlistSleeEvent) containing a PCM_OP_TCF_AAA_AUTHORIZE operation with quantity set to 1 and units set to time (the default). SVC_TYPE is set to Gift100Mins (The name of the named event).</li> <li>• The BCD Client finds a free connection on the least busy Connection Manager.</li> </ul>
6	<ul style="list-style-type: none"> <li>• The BCD Client invokes the PCM_OP_TCF_AAA_AUTHORIZE operation and sets a timer to the configured value for this type of operation.</li> </ul>

Step	Action
7	<ul style="list-style-type: none"> <li>BRM responds to the operation by indicating that the charge for this service has been reserved against the caller's account.</li> <li>The BCD Client receives the operation output flist via and sends it in an event (BcdSleeEvent) to the slee_acs process. It also marks the BRM connection as free for reuse and cancels the operation timer.</li> <li>The BCD actions library translates the output flist into the response of the NamedEventReservation action.</li> <li>The Credit Wallet Transfer feature node invokes the VoucherTypeRedeem action on the FOX actions library.</li> </ul>
8	<ul style="list-style-type: none"> <li>The FOX actions library sends VI_Req to BeClient.</li> <li>BeClient sends VI_Req to VWS.</li> </ul>
9	<ul style="list-style-type: none"> <li>VWS sends VI_Ack to BeClient, indicating that the voucher type exists, and returning the recharge amounts for each balance type.</li> <li>BeClient sends VI_Ack to the slee_acs process.</li> <li>The Credit Wallet Transfer feature node invokes a VoucherTypeWalletRecharge action on the BCD actions library.</li> </ul>
10	<ul style="list-style-type: none"> <li>The BCD actions library constructs an event (FlistSleeEvent) that contains a PCM_OP_QUERY_BALANCE operation and sends it to the BCD Client.</li> <li>The BCD Client invokes the PCM_OP_QUERY_BALANCE operation and sets a timer for the configured value for this type of operation.</li> </ul>
11	<ul style="list-style-type: none"> <li>BRM responds to the PCM_OP_QUERY_BALANCE operation indicating that the recipient's account cannot be found.</li> <li>The BCD Client receives the operation output flist and sends it in an event (BcdSleeEvent) to the slee_acs process. It also marks the BRM connection as free for reuse and cancels the operation timer.</li> <li>The BCD actions library translates the output flist into the error response of the VoucherTypeWalletRecharge action.</li> <li>The Credit Wallet Transfer feature node invokes the RevokeNamedEventReservation action on the BCD actions library.</li> <li>The BCD actions library constructs an event (FlistSleeEvent) that contains a PCM_OP_TCF_AAA_CANCEL_AUTHORIZATION operation.</li> </ul>
12	<ul style="list-style-type: none"> <li>The BCD Client invokes the PCM_OP_TCF_AAA_CANCEL_AUTHORIZATION operation and sets a timer to the configured value for this type of operation.</li> </ul>
13	<ul style="list-style-type: none"> <li>BRM responds to the operation indicating that the reservation of the charge for this service has been revoked.</li> <li>The BCD Client receives the operation output flist and sends it in an event (BcdSleeEvent) to the slee_acs process. It also marks the BRM connection as free for reuse and cancels the operation timer.</li> <li>The BCD actions library takes the output flist and translates it to the response of the RevokeNamedEventReservation action.</li> </ul>
14	<ul style="list-style-type: none"> <li>The slee_acs process takes the Error branch of the Credit Wallet Transfer feature node and reaches a Play Announcement feature node which sends PlayAnnouncement to the MSC.</li> <li>MSC plays an announcement to the caller, stating that the transfer was not successful.</li> </ul>
15	<ul style="list-style-type: none"> <li>The announcement finishes and MSC sends a SpecializedResourceReport message to the slee_acs process.</li> </ul>

Step	Action
16	<ul style="list-style-type: none"> <li>The control plan reaches an end node and ACS sends DisconnectForwardConnection and ReleaseCall actions to MSC and clears the call context.</li> <li>The caller is disconnected</li> </ul>

### Messages: IVR credit transfer when recipient's account not found

The following messages include operations sent to BRM and results returned by BRM for an IVR credit transfer when the recipient's account cannot be found on BRM. The general message format is: nesting level (0; 1, or 2); field; data type; value.

#### Operation: send PCM\_OP\_TCF\_AAA\_AUTHORIZE (4002)

```

Flags = 0
0 PIN_FLD_POID          POID [0] 0.0.0.1 /service/telco/gsm/sms -1 0
0 PIN_FLD_PROGRAM_NAME STR [0] "NCC_BCD_Client"
0 PIN_FLD_SESSION_ID   INT [0] 0
0 PIN_FLD_AUTHORIZATION_ID STR [0] "brmClient-myoracle-2013-3-12-6_ne_1462367_0"
0 PIN_FLD_OBJ_TYPE     STR [0] "gsm/ncc"
0 PIN_FLD_CALLING_NUMBER STR [0] "004085752159"
0 PIN_FLD_CALLED_NUMBER STR [0] "08001234567"
0 PIN_FLD_EXTENDED_INFO SUBSTRUCT [0] allocated 20, used 2
1   PIN_FLD_GSM_INFO    SUBSTRUCT [0] allocated 20, used 3
2     PIN_FLD_DIRECTION ENUM [0] 0
2     PIN_FLD_CELL_ID   STR [0] "000c"
2     PIN_FLD_LOC_AREA_CODE STR [0] "064001000f"
1   10000              SUBSTRUCT [0] allocated 20, used 3
2     10001            STR [0] "Present"
2     PIN_FLD_LOCATION STR [0] "004085752159"
2     10002            INT [0] 1
0 PIN_FLD_MSID         STR [0] "004085752159"
0 PIN_FLD_REQ_MODE     ENUM [0] 8

```

#### Result: received for operation PCM\_OP\_TCF\_AAA\_AUTHORIZE (4002)

```

0 PIN_FLD_POID          POID [0] 0.0.0.1 /active_session/telco/gsm/ncc 187153 0
0 PIN_FLD_EXPIRATION_T TSTAMP [0] (1363911209) Fri Mar 22 00:13:29 2013
0 PIN_FLD_QUANTITY     DECIMAL [0] 1
0 PIN_FLD_SERVICE_OBJ  POID [0] 0.0.0.1 /service/telco/gsm/sms 112359 20
0 PIN_FLD_RESERVATION_OBJ POID [0] 0.0.0.1 /reservation 186129 0
0 PIN_FLD_BAL_GRP_OBJ  POID [0] 0.0.0.1 /balance_group 114087 1102
0 PIN_FLD_BALANCES     ARRAY [978] allocated 20, used 2
1   PIN_FLD_AMOUNT     DECIMAL [0] 0.200
1   PIN_FLD_AVAILABLE_RESOURCE_LIMIT DECIMAL [0] 4.800
0 PIN_FLD_RESULT       ENUM [0] 1
0 PIN_FLD_RATING_STATUS ENUM [0] 0
0 PIN_FLD_AUTHORIZATION_ID STR [0] "brmClient-myoracle-2013-3-12-6_ne_1462367_0"
0 PIN_FLD_ACCOUNT_OBJ  POID [0] 0.0.0.1 /account 114343 0

```

#### Operation: send PCM\_OP\_TCF\_AAA\_QUERY\_BALANCE (4104)

```

Flags = 0
0 PIN_FLD_POID          POID [0] 0.0.0.1 /service/telco/gsm/telephony -1 0
0 PIN_FLD_PROGRAM_NAME STR [0] "NCC_BCD_Client"
0 PIN_FLD_OBJ_TYPE     STR [0] "gsm/ncc"
0 PIN_FLD_CALLING_NUMBER STR [0] "004085752159"
0 PIN_FLD_CALLED_NUMBER STR [0] "08001234567"
0 PIN_FLD_EXTENDED_INFO SUBSTRUCT [0] allocated 20, used 2
1   PIN_FLD_GSM_INFO    SUBSTRUCT [0] allocated 20, used 3
2     PIN_FLD_DIRECTION ENUM [0] 0
2     PIN_FLD_CELL_ID   STR [0] "000c"
2     PIN_FLD_LOC_AREA_CODE STR [0] "064001000f"
1   10000              SUBSTRUCT [0] allocated 20, used 3
2     10001            STR [0] "Present"
2     PIN_FLD_LOCATION STR [0] "004085752159"
2     10002            INT [0] 1

```

## Chapter 7

```
0 PIN_FLD_MSID          STR [0] "0040857521591"
```

**Result:** received for operation PCM\_OP\_TCF\_AAA\_QUERY\_BALANCE (4104)

```
0 PIN_FLD_POID          POID [0] 0.0.0.1 /error_poid -1 0
```

**Operation:** send PCM\_OP\_TCF\_AAA\_CANCEL\_AUTHORIZATION (4004)

```
Flags = 0
```

```
0 PIN_FLD_POID          POID [0] 0.0.0.1 /service/telco/gsm/sms -1 0
0 PIN_FLD_PROGRAM_NAME  STR [0] "NCC_BCD_Client"
0 PIN_FLD_SESSION_ID    INT [0] 1
0 PIN_FLD_AUTHORIZATION_ID STR [0] "brmClient-myoracle-2013-3-12-6_ne_1462367_0"
0 PIN_FLD_OBJ_TYPE      STR [0] "gsm/ncc"
0 PIN_FLD_CALLING_NUMBER STR [0] "004085752159"
0 PIN_FLD_CALLED_NUMBER  STR [0] "08001234567"
0 PIN_FLD_EXTENDED_INFO SUBSTRUCT [0] allocated 20, used 2
1   PIN_FLD_GSM_INFO     SUBSTRUCT [0] allocated 20, used 3
2     PIN_FLD_DIRECTION  ENUM [0] 0
2     PIN_FLD_CELL_ID    STR [0] "000c"
2     PIN_FLD_LOC_AREA_CODE STR [0] "064001000f"
1   10000                SUBSTRUCT [0] allocated 20, used 3
2     10001              STR [0] "Present"
2     PIN_FLD_LOCATION   STR [0] "004085752159"
2     10002              INT [0] 1
0 PIN_FLD_MSID          STR [0] "004085752159"
```

**Result:** received for operation PCM\_OP\_TCF\_AAA\_CANCEL\_AUTHORIZATION (4004)

```
0 PIN_FLD_POID          POID [0] 0.0.0.1 /active_session/telco/gsm/ncc 187153 1
0 PIN_FLD_AUTHORIZATION_ID STR [0] "brmClient-myoracle-2013-3-12-6_ne_1462367_0"
```



# Example BCD section of the eserv.config file

This appendix contains an example of the default BCD section of the Convergent Charging Controller `eserv.config` file, which you can find in the `/IN/service_packages` directory on each of the SLC machines.

```
BCD = {
  bcdActionHandler = {
    serviceDomainInterfaceName = "bcdBeClient"
    clientIDString = "client1"
    loggedNotificationPeriod = 300
    lowCreditBufferTime = 10
    roundingScheme = 3
    cacheTimeout = 60
    maxOutstandingRequests = 1000
    VoucherPinLength = 4
    poidPrefix = "/service/telco/"
    accountString = "/account"

    ServiceProfileTagMapping = [
      {
        # Default config. Basic duration measured voice call
        ServiceKey = -1 # default
        BearerID = -1 # default
        ScalingFactor = 1
        BRMField = "QUANTITY" # or BYTES_UPLINK, BYTES_DOWNLINK
        BRMReqMode = "DURATION" # or VOLUME
        BrmServicePoid = "/service/telco/gsm/telephony"
        BrmObjectType = "gsm"
        UsedUnitsCumulative = false
        DefaultUnitType = "QUANTITY" # or UP_BYTES, DOWN_BYTES
      }
      {
        # Specific configuration for data calls.
        ServiceKey = 1
        BearerID = 17
        ScalingFactor = 100000 # Bytes per deci-second (=1Mb/second)
        BRMField = "BYTES_UPLINK"
        BRMReqMode = "VOLUME"
        BrmServicePoid = "/service/telco/gsm/data"
        BrmObjectType = "gsm"
        UsedUnitsCumulative = false
        DefaultUnitType = "UP_BYTES"
      }
    ]

    BrmToNccCurrencyMapping = [
      {
        NCCCode = "NZD"
        BRMNum = 554
      }
      {
        NCCCode = "EUR"
        BRMNum = 978
      }
    ]
  }
}
```

```

]

BrmBadPinEdrActive = false
BrmEdrObjectType = "/voucher"
BrmBadPinResourceId = 1000011
NccInfoFieldNumber = 10000
NccInfoFieldDummyEntry = 10001
suppressAAAMessages = false
voidUnusedReservation = false

NccToBrmFieldMapping = [
  {
    NCCItem = "TARIFF_PLAN_ID"
    BRMType = "INT"
    BRMField = 10004
  }
  {
    NCCItem = "NUMBER_OF_EVENTS_ID"
    BRMType = "INT"
    BRMField = 10002
  }
  {
    NCCItem = "EXAMPLE"
    BRMType = "STRING"
    BRMField = 10005
  }
  {
    NCCItem = "VOUCHER"
    BRMType = "STRING"
    BRMField = 10007
  }
  {
    NCCItem = "PIN"
    BRMType = "STRING"
    BRMField = 10008
  }
]

BrmFieldToEdrMapping = [
  {
    BRMField = 7450
    EDRItem = "AUTHORIZATION_ID"
  }
  {
    BRMField = 3039
    EDRItem = "SESSION_ID"
  }
]

LocationNumberMapping = {
  BRMField = 1251      # Or zero to disable sending of Location Number.
  PrimaryLocationNumberProfileBlock = 18      # Call Context
  PrimaryLocationNumberProfileTag = 327692    # PT_CC_LOCATION_NUMBER. Must
  be                                           # non-zero if BRMField is non-
                                           # zero.
  SecondaryLocationNumberProfileBlock = 18    # Call Context
  SecondaryLocationNumberProfileTag = 327716  #
  PT_CC_LOCATION_INFO_LOCATION_NUMBER      # or zero to disable secondary
  choice
}

CustomOpCodeMapping = [
  {

```

```

        BrmOpCode = 4007
        CustomOpCode = 11007
    }
    {
        BrmOpCode = 4026
        CustomOpCode = 11026
    }
]
# Profile tags to copy into sent PIN_FIELD_DESC block
# These can overlap brmToBcdProfileMap fields
# Data Type Options - Int32, UInt32, UInt64, Time, String

bcdToBrmProfileMap = [
    {
        block = 17
        tag = 7995500
        type = "UInt32"
        name = "PIN"
    }
    {
        block = 17
        tag = 7995502
        type = "String"
        name = "MSISDN"
    }
    {
        block = 17
        tag = 7995504
        type = "Time"
        name = "DATE"
    }
]
# Profile tags to copy from the received PIN_FIELD_DESC block
# These can overlap bcdToBrmProfileMap fields
# Data Type Options - Int32, UInt32, UInt64, Time, String
brmtoBcdProfileMap = [
    {
        block = 17
        tag = 7995500
        type = "UInt32"
        name = "PIN"
    }
    {
        block = 17
        tag = 7995502
        type = "String"
        name = "MSISDN"
    }
    {
        block = 17
        tag = 7995504
        type = "Time"
        name = "DATE"
    }
]
# Suppress sending of PCM_OP_TCF_AAA_QUERY_BALANCE before PCM_OP_BILL_DEBIT
# Specify "true" only if PCM_OP_BILL_DEBIT opcode is overridden
# The default is "false"

suppressBillDebitQueryBalance = false

InSessionNotificationMapping = {
    ProfileBlock = 17 # NCC profile block to populate. Default = 17
    (TEMPORARY STORAGE)
}

```

```

Language = {
    Description = "Preferred Language"    # Text to match in
    PIGGYBACK_NOTIFICATIONS
    ProfileTag = 37                      # NCC profile tag to use (PT_LANGUAGE)
}

Channel = {
    Description = "Preferred Channel"    # Text to match in
    PIGGYBACK_NOTIFICATIONS
    ProfileTag = 1312050                # NCC profile tag to use
    (PT_ISN_PREF_CHANNEL)
    InSessionTrigger = [ "Email", "SMS" ] # Which channels require in-
    session trigger
}

Time = {
    Description = "Preferred Time"      # Text to match in
    PIGGYBACK_NOTIFICATIONS
    ProfileTag = 1312051                # NCC profile tag to use
    (PT_ISN_PREF_CHANNEL)
}

CreditThreshold = {
    Description = "Credit Threshold Breach" # Text to match in
    PIGGYBACK_NOTIFICATIONS
    ProfileTag = 1312052                # NCC profile tag to use
    (PT_ISN_CT_BALANCE)
    BalanceTypeTag = 1312054           # NCC profile subtag for balance type ID
    (PT_ISN_CT_BAL_TYPE)
    BalanceNameTag = 1312055           # NCC profile subtag for balance type
    name (PT_ISN_CT_BAL_NAME)
    AmountTag = 1312053                # NCC profile subtag for balance amount
    (PT_ISN_CT_BAL_AMOUNT)
    CurrentBalanceTag = 1312056        # NCC profile subtag for current balance
    (PT_ISN_CT_BAL_CURRENT_BAL)
    GroupObjTag = 1312057              # NCC profile subtag for group object
    (PT_ISN_CT_BAL_GROUP_OBJ)
    PercentTag = 1312058               # NCC profile subtag for percent
    (PT_ISN_CT_BAL_PERCENT)
    SourceObjTag = 1312059             # NCC profile subtag for source object
    (PT_ISN_CT_BAL_SOURCE_OBJ)
    AlertTypeTag = 1312060             # NCC profile subtag for alert type
    (PT_ISN_CT_BAL_ALERT_TYPE)
    ReasonTag = 1312061                # NCC profile subtag for reason
    (PT_ISN_CT_BAL_REASON)
    CreditFloorTag = 1312062           # NCC profile subtag for credit floor
    (PT_ISN_CT_BAL_CREDIT_FLOOR)
    CreditLimitTag = 1312063           # NCC profile subtag for credit limit
    (PT_ISN_CT_BAL_CREDIT_LIMIT)
    CreditThresholdTag = 1312064       # NCC profile subtag for percent
    threshold (PT_ISN_CT_BAL_CREDIT_THRESH)
    CreditThresholdFixedTag = 1312065  # NCC profile subtag for fixed
    threshhold (PT_ISN_CT_BAL_CREDIT_THRESH_FIXED)
    BalanceUnitNameTag = 1312078      # NCC profile subtag for balance unit
    name (PT_ISN_CT_BAL_UNIT_NAME)
}

SubscriptionExpiry = {
    Description = "Subscription Expired" # Text to match in
    PIGGYBACK_NOTIFICATIONS
    ProfileTag = 1312066                # NCC profile tag to use
    (PT_ISN_SUB_EXPIRY)
    ExpiryDateTag = 1312067           # NCC profile subtag for expiry date
    (PT_ISN_SUB_EXPIRY_DATE)
}

```

```

StreamingThreshold = {
    Description = "Streaming Threshold reached"      # Text to match in
    PIGGYBACK_NOTIFICATIONS
    ProfileTag = 1312068          # NCC profile tag to use
    (PT_ISN_STREAM_THRESH)
    CurrentBalanceTag = 1312069 # NCC profile subtag for current balance
    (PT_ISN_STREAM_THRESH_CURRENT_BAL)
}

Balance = {
    ProfileTag = 1312070          # NCC profile tag to use (PT_ISN_BALANCE)
    BalanceTypeTag = 1312076     # NCC profile subtag for balance type ID
    (PT_ISN_BALANCE_TYPE)
    BalanceNameTag = 1312077     # NCC profile subtag for balance type
    name (PT_ISN_BALANCE_NAME)
    AmountTag = 1312071         # NCC profile subtag for amount
    (PT_ISN_BALANCE_AMOUNT)
    AvailLimitTag = 1312072     # NCC profile subtag for amount
    (PT_ISN_BALANCE_AVAIL_LIMIT)
    BalanceUnitNameTag = 1312079 # NCC profile subtag for balance unit
    name (PT_ISN_BALANCE_UNIT_NAME)
}

Status = {
    RatingStatusTag = 1312073   # NCC profile subtag for rating status
    (PT_ISN_RATING_STATUS)
    LifecycleStateTag = 1312074 # NCC profile subtag for lifecycle state
    (PT_ISN_LIFECYCLE_STATE)
    FailureReasonTag = 1312075 # NCC profile subtag for failure reason
    (PT_ISN_FAILURE_REASON)
}
} # End of InSessionNotificationMapping

} # End of bcdActionHandler

bcdBillingClient = {
    oracleUserAndPassword = "/@SCP"
    contextOpenTimeoutMilliseconds = 5000
    recoverCmPtrSeconds = 5
    maxPollMilliseconds = 1
    maxTries = 3
    latencyStatisticsInterval = 300
    recordCMIPAddressInStats = false
    recordOpcodeInStats = false
    recordPortInStats = false

    opCodeMapping = [
        {operation = "PCM_OP_BAL_GET_BALANCE" , opCode = 3701 }
        {operation = "PCM_OP_CUST_MODIFY_CUSTOMER" , opCode = 64 }
        {operation = "PCM_OP_PYMT_TOPUP" , opCode = 3726 }
        {operation = "PCM_OP_SEARCH" , opCode = 7 }
        {operation = "PCM_OP_SUBSCRIPTION_PURCHASE_DEAL" , opCode = 108 }
        {operation = "PCM_OP_SUBSCRIPTION_READ_ACCT_PRODUCTS" , opCode = 81 }
        {operation = "PCM_OP_TRANS_ABORT" , opCode = 13 }
        {operation = "PCM_OP_TRANS_OPEN" , opCode = 12 }
        {operation = "PCM_OP_WRITE_FLDS" , opCode = 5 }
        {operation = "PCM_OP_READ_FLDS" , opCode = 4 }
        {operation = "PCM_OP_ACT_ACTIVITY" , opCode = 151 }
        {operation = "PCM_OP_CUST_POL_GET_DEALS" , opCode = 278 }
        {operation = "PCM_OP_BILL_DEBIT" , opCode = 105 }
    ]
}

ConnectionManager = {
    database = 1

```

```

enableTLS = 1
cipherList = "SSL_RSA_WITH_AES_128_CBC_SHA"
TLSWalletDirectory = "/IN/service_packages/BCD/wallet"
service = "/service/pcm_client"
cmPointers = [
    { cmPtr = "ip 192.168.111.111 12010", poolSize = 15}
    { cmPtr = "ip 192.168.111.112 12010", poolSize = 50}
    { cmPtr = "ip 192.168.111.111 12011", poolSize = 15}
    { cmPtr = "ip 192.168.111.112 12011", poolSize = 15}
]
}

defaultOperationTimeout = 250
OperationTimeouts = [
    {operation = "PCM_OP_BAL_GET_BALANCE" , timeoutMilliseconds = 250 }
    {operation = "PCM_OP_CUST_MODIFY_CUSTOMER" , timeoutMilliseconds = 250 }
    {operation = "PCM_OP_PYMT_TOPUP" , timeoutMilliseconds = 250 }
    {operation = "PCM_OP_SEARCH" , timeoutMilliseconds = 250 }
    {operation = "PCM_OP_SUBSCRIPTION_PURCHASE_DEAL" , timeoutMilliseconds =
250 }
    {operation = "PCM_OP_TRANS_ABORT" , timeoutMilliseconds = 250 }
    {operation = "PCM_OP_TRANS_OPEN" , timeoutMilliseconds = 250 }
    {operation = "PCM_OP_WRITE_FLDS" , timeoutMilliseconds = 250 }
    {operation = "PCM_OP_ACT_ACTIVITY" , timeoutMilliseconds = 250 }
    {operation = "PCM_OP_READ_FLDS" , timeoutMilliseconds = 250 }
]

} # End of bcdBillingClient
} # end of BCD

```

# Glossary of Terms

## AAA

Authentication, Authorization, and Accounting. Specified in Diameter RFC 3588.

## ACS

Advanced Control Services configuration platform.

## API

Application Programming Interface

## BFT

Billing Failure Treatment - the process that is applied if the system has lost all connections to a billing engine. It allows for limited continuation of call processing functions, if configured.

## CAMEL

Customized Applications for Mobile network Enhanced Logic

This is a 3GPP (Third Generation Partnership Project) initiative to extend traditional IN services found in fixed networks into mobile networks. The architecture is similar to that of traditional IN, in that the control functions and switching functions are remote. Unlike the fixed IN environment, in mobile networks the subscriber may roam into another PLMN (Public Land Mobile Network), consequently the controlling function must interact with a switching function in a foreign network. CAMEL specifies the agreed information flows that may be passed between these networks.

## CC

Country Code. Prefix identifying the country for a numeric international address.

## CCA

Credit-Control-Answer, used in Diameter by the credit-control server to acknowledge a Credit-Control-Request (CCR) from the credit-control client.

## CCR

Credit-Control-Request, used in Diameter by the credit-control client to request credit authorization from the credit-control server.

## CCS

- 1) Charging Control Services component.
- 2) Common Channel Signalling. A signalling system used in telephone networks that separates signalling information from user data.

## CDR

Call Data Record

**Note:** The industry standard for CDR is EDR (Event Detail Record).

## **Connection**

Transport level link between two peers, providing for multiple sessions.

## **Convergent**

Also “convergent billing”. Describes the scenario where post-paid and pre-paid calls are handed by the same service platform and the same billing system. Under strict converged billing, post-paid subscribers are essentially treated as “limited credit pre-paid”.

## **CORBA**

Common Object Request Broker Architecture. It is a framework that provides interoperability between objects built in different programming languages, running on different physical machines perhaps on different networks. It specifies an Interface Definition Language, and API that allows client / server interaction with the ORB.

## **CPU**

Central Processing Unit

## **Diameter**

A feature rich AAA protocol. Utilises SCTP and TCP transports.

## **DP**

Detection Point

## **DTMF**

Dual Tone Multi-Frequency - system used by touch tone telephones where one high and one low frequency, or tone, is assigned to each touch tone button on the phone.

## **ENUM**

E.164 Number Mapping.

## **FOX**

Fast OSA eXtensions. A TCP/IP billing protocol intended for use with external vendors. Based on OSA, it fills in functional gaps missing in OSA, and defines “combined” OSA operations to increase platform throughput. Uses a non-CORBA transport layer in order to provide enhanced fail-over and connection redundancy.

## **GPRS**

General Packet Radio Service - employed to connect mobile cellular users to PDN (Public Data Network- for example the Internet).

## **GSM**

Global System for Mobile communication.

It is a second generation cellular telecommunication system. Unlike first generation systems, GSM is digital and thus introduced greater enhancements such as security, capacity, quality and the ability to support integrated services.



## **HLR**

The Home Location Register is a database within the HPLMN (Home Public Land Mobile Network). It provides routing information for MT calls and SMS. It is also responsible for the maintenance of user subscription information. This is distributed to the relevant VLR, or SGSN (Serving GPRS Support Node) through the attach process and mobility management procedures such as Location Area and Routing Area updates.

## **HPLMN**

Home PLMN

## **IN**

Intelligent Network

## **INAP**

Intelligent Network Application Part - a protocol offering real time communication between IN elements.

## **IP**

- 1) Internet Protocol
- 2) Intelligent Peripheral - This is a node in an Intelligent Network containing a Specialized Resource Function (SRF).

## **IP address**

Internet Protocol Address - network address of a card on a computer.

## **ISDN**

Integrated Services Digital Network - set of protocols for connecting ISDN stations.

## **ITU**

International Telecommunication Union

## **IVR**

Interactive Voice Response - systems that provide information in the form of recorded messages over telephone lines in response to user input in the form of spoken words or, more commonly, DTMF signalling.

## **MAP**

Mobile Application Part - a protocol which enables real time communication between nodes in a mobile cellular network. A typical usage of the protocol would be for the transfer of location information from the VLR to the HLR.

## **Messaging Manager**

The Messaging Manager service and the Short Message Service components of Oracle Communications Convergent Charging Controller product. Component acronym is MM (formerly MMX).

**MIN**

Mobile Identification Number, also known as an MSID.

**MM**

Messaging Manager. Formerly MMX, see also *XMS* (on page 199) and *Messaging Manager* (on page 195).

**MO**

Mobile Originated

**MOC**

Managed Object Class

**MS**

Mobile Station

**MSC**

Mobile Switching Centre. Also known as a switch.

**MSID**

Mobile Subscriber Identification, also known as an MIN.

**MSISDN**

Mobile Station ISDN number. Uniquely defines the mobile station as an ISDN terminal. It consists of three parts; the country code (CC), the national destination code (NDC) and the subscriber number (SN).

**MT**

Mobile Terminated

**MTC**

Mobile Terminated Call. The part of the call associated with a subscriber receiving an inbound call.

**ORB**

Object Request Broker. Within an Object based communication system, an ORB keeps track of the actual addresses of all defined objects and thus is used to route traffic to the correct destination. The CORBA defines the ORB in a series of standards enabling different platforms to share common information.

**OSA**

Open Service Access provides a standard interface through which developers can design services that may interact with functions within the network.

## **PI**

Provisioning Interface - used for bulk database updates/configuration instead of GUI based configuration.

## **PIN**

Personal Identification Number

## **PLMN**

Public Land Mobile Network

## **SCP**

Service Control Point. Also known as SLC.

## **SCTP**

Stream Control Transmission Protocol. A transport-layer protocol analogous to the TCP or User Datagram Protocol (UDP). SCTP provides some similar services as TCP (reliable, in-sequence transport of messages with congestion control) but adds high availability.

## **Session**

Diameter exchange relating to a particular user or subscriber access to a provided service (for example, a telephone call).

## **SGSN**

Serving GPRS Support Node

## **SIM**

Usually referred to as a SIM card, the Subscriber Identity Module is the user subscription to the mobile network. The SIM contains relevant information that enables access onto the subscribed operator's network.

## **SIP**

Session Initiation Protocol - a signaling protocol for Internet conferencing, telephony, event notification and instant messaging. (IETF)

## **SLC**

Service Logic Controller (formerly UAS).

## **SLEE**

Service Logic Execution Environment

## **SMS**

Depending on context, can be:

- Service Management System hardware platform
- Short Message Service

- Service Management System platform
- Convergent Charging Controller Service Management System application

## **SN**

Service Number

## **SRF**

Specialized Resource Function – This is a node on an IN which can connect to both the SSP and the SLC and delivers additional special resources into the call, mostly related to voice data, for example play voice announcements or collect DTMF tones from the user. Can be present on an SSP or an Intelligent Peripheral (IP).

## **SSL**

Secure Sockets Layer protocol

## **SSP**

Service Switching Point

## **STR**

Session message: Session-Termination Request

## **System Administrator**

The person(s) responsible for the overall set-up and maintenance of the IN.

## **TCP**

Transmission Control Protocol. This is a reliable octet streaming protocol used by the majority of applications on the Internet. It provides a connection-oriented, full-duplex, point to point service between hosts.

## **Telco**

Telecommunications Provider. This is the company that provides the telephone service to customers.

## **Telecommunications Provider**

See Telco.

## **TLS**

Transport Layer Security. Cryptographic protocol used to provide secure communications. Evolved from SSL.

## **USSD**

Unstructured Supplementary Service Data - a feature in the GSM MAP protocol that can be used to provide subscriber functions such as Balance Query.

## **VLR**

Visitor Location Register - contains all subscriber data required for call handling and mobility management for mobile subscribers currently located in the area controlled by the VLR.

## **Voice Call**

The term “voice call” in this document is intended to denote any call controlled by CAMEL or INAP InitialDP. In practice this also includes fax calls, data-over-voice calls, and also includes 3G voice and video conference calls.

## **VWS**

Oracle Voucher and Wallet Server (formerly UBE).

## **XMS**

Three letter code used to designate some components and path locations used by the Oracle Communications Convergent Charging Controller *Messaging Manager* (on page 195) service and the Short Message Service. The published code is *MM* (on page 196) (formerly *MMX*).



# Index

## A

- A Voice Call Charged Against BRM • 57
- A Voice Call When Funds Expire • 64
- AAA • 193
- About adding custom fields • 20, 43
- About BCD actions shared library • 5
- About BCD Client • 4
- About BRM • 1
- About BRM Connection Manager • 3
- About Configuring BRM • 43
- About configuring Convergent Charging Controller for the BRM Charging Driver • 13
- About Creating Balance Type Mappings • 14, 19, 40
- About Creating Products and Deals • 51
- About creating products and deals for direct named events • 52
- About Editing eserv.config Parameters • 15
- About Installing the BRM Charging Driver • 11
- About integrating Convergent Charging Controller and BRM • 1
- About PIN\_FLD\_DIRECTION • 4
- About Portal Communications Module API • 4
- About Statistics and Reports • 55
- About the BRM Charging Driver • 1
- About the session ID • 4
- About This Document • v
- About Usage Scenarios • 57
- ACS • 193
- Adding Custom Fields • 43
- Adding Storable Classes • 45
- All BCD clients busy • 83
- All BCD clients busy flow • 83
- All BCD clients busy scenario • 84
- API • 193
- Audience • v

## B

- Balances • 26
- bcdActionHandler Content • 16
- bcdBillingClient content • 30
- BearerID • 17
- BFT • 193
- BRM and Convergent Charging Controller components • 2
- BRM Charging Driver features • 6
- BRM Charging Driver reports • 5
- BRM Integration Summary • 9
- BrmBadPinEdrActive • 26
- BrmBadPinResourceId • 27
- BrmEdrObjectType • 27
- BRMField • 18
- BrmObjectType • 18
- BRMReqMode • 18

- BrmServicePoid • 18

## C

- cacheTimeout • 27
- Called subscriber busy • 94
- Called subscriber busy flow • 94
- Called subscriber busy scenario • 94
- Caller hangs up • 58
- Caller hangs up flow • 58
- Caller hangs up scenario • 58, 65
- CAMEL • 193
- CC • 193
- CCA • 193
- CCR • 193
- CCS • 193
- CDR • 193
- Channel • 25
- Charging for a Data Session • 79
- clientIDString • 27
- Configuring additional bcdActionHandler Parameters • 16, 26
- Configuring additional bcdBillingClient parameters • 30, 33
- Configuring bcdActionHandler • 16
- Configuring bcdBillingClient • 30
- Configuring BRM connections • 30, 32
- Configuring BRM for ExtendTimeReservation • 48
- Configuring BRM for named event reservations and reservable direct named events • 53
- Configuring BRM for the BRM Charging Driver • 9, 43
- Configuring Calls, Events, and Vouchers • 36
- Configuring Convergent Charging Controller for BRM vouchers • 38
- Configuring Convergent Charging Controller for data calls • 36
- Configuring Convergent Charging Controller for named event reservations and reservable direct named events • 37
- Configuring Convergent Charging Controller for named events • 37
- Configuring Convergent Charging Controller for the BRM Charging Driver • 9, 13
- Configuring Convergent Charging Controller for voice calls • 36
- Configuring named event refunds • 37, 53
- Configuring non-reservable direct named events • 54
- Configuring Replication • 14
- Configuring the SLEE to run the scripts • 29, 39
- Connection • 194
- contextOpenTimeoutMilliseconds • 33
- Convergent • 194
- Copying PCM input flist fields to an ACS EDR • 16, 20
- Copyright • ii

- CORBA • 194
- CPU • 194
- Creating a customer • 54
- Creating a Customer • 54
- Creating a Product and Deal for Data Calls • 52, 78
- Creating a Product and Deal for Named Events • 52
- Creating a Product and Deal for Voice Calls • 51, 57
- Creating additional custom fields • 45
- Creating Balance Type Mappings • 40
- Creating custom classes • 45
- Creating Header and Library Files for the Custom Classes • 46
- Creating Products and Deals • 9, 51, 54
- Creating the BRM Domain • 14
- Creating the BRM product and deal for data calls • 52
- Creating the BRM product and deal for voice calls • 51
- Creating the custom header and library files • 46
- CreditThreshold • 26

## D

- Data Charging • 78
- Data session charging • 79
- Data session charging flow • 79
- defaultOperationTimeout • 33
- DefaultUnitType • 19
- Diameter • 194
- Document Conventions • vi
- DP • 194
- DTMF • 194

## E

- Editing eserv.config parameters for the BRM Charging Driver • 15
- Enabling refunds for direct named events • 37, 53
- ENUM • 194
- Error on IVR recharge account topup failed • 144
- Error on IVR recharge account topup failed flow • 144
- Error on IVR recharge account topup failed scenario • 144
- Error on IVR Recharge using a VWS voucher with invalid PIN • 140
- Error on IVR Recharge using a VWS voucher with invalid PIN flow • 140
- Error on IVR recharge using a VWS voucher with invalid PIN scenario • 140
- Error on SMS recharge with account topup failed • 151

- Error on SMS recharge with account topup failed flow • 151
- Error on SMS recharge with account topup failed scenario • 151
- Error on SMS recharge with invalid PIN • 147
- Error on SMS recharge with invalid PIN flow • 147
- Error on SMS recharge with invalid PIN scenario • 148
- Error on USSD recharge with account topup failed • 159
- Error on USSD recharge with account topup failed flow • 159
- Error on USSD recharge with account topup failed scenario • 159
- Error on USSD recharge with invalid PIN • 155
- Error on USSD recharge with invalid PIN flow • 155
- Error on USSD recharge with invalid Pin scenario • 155
- Example BCD section of the eserv.config file • 187

## F

- FOX • 194
- Funds expire • 63
- Funds expire flow • 63

## G

- Generating reports • 55
- Generating statistics • 55
- Generating Statistics and Reports • 5, 9, 55
- Generating the Custom JAR File • 46
- GPRS • 194
- GSM • 194

## H

- HLR • 195
- HPLMN • 195

## I

- IN • 195
- INAP • 195
- Installing the BRM Charging Driver • 9, 11
- Integrating Convergent Charging Controller and BRM • 9
- IP • 195
- IP address • 195
- ISDN • 195
- ITU • 195
- IVR • 195
- IVR credit transfer when recipient's account not found • 182
- IVR credit transfer when recipient's account not found flow • 182



- IVR credit transfer when recipient's account not found scenario • 182
- IVR recharge with invalid PIN • 128
- IVR recharge with invalid PIN flow • 128
- IVR recharge with invalid PIN scenario • 128
- IVR VWS voucher recharge • 74
- IVR VWS voucher recharge flow • 74
- IVR VWS voucher recharge scenario • 74

## L

- Language • 25
- latencyStatisticsInterval • 33
- loggedNotificationPeriod • 28
- lowCreditBufferTime • 28

## M

- MAP • 195
- Mapping BRM Piggyback Notifications to Convergent Charging Controller Profile Tags • 16, 23
- Mapping Convergent Charging Controller currency codes to BRM values • 16, 19
- Mapping Convergent Charging Controller information to BRM fields • 16, 20, 43
- Mapping Convergent Charging Controller sessions to BRM services • 16, 36, 37, 48
- Mapping opcodes • 30, 31
- Mapping the location number • 16, 21, 45
- maxContextIdleTimeSeconds • 34
- maxOutstandingRequests • 34
- maxPollMilliseconds • 34
- maxSelectMicroseconds • 34
- maxTries • 34
- Messages
  - called subscriber busy • 95
  - caller hangs up • 60
  - data session • 81
  - Error on IVR recharge account topup failed • 146
  - error on IVR recharge using a VWS voucher with an invalid PIN • 142
  - error on SMS recharge with account topup failed • 153
  - error on SMS recharge with invalid PIN • 149
  - error on USSD recharge with account topup failed • 161
  - error on USSD recharge with invalid PIN • 157
  - funds expire • 66
  - IVR credit transfer when recipient's account not found • 185
  - IVR recharge with invalid PIN • 129
  - mid-call tariff change • 90
  - PCM operation timeout • 87
  - post call charging of voice call • 163
  - redemption of VWS voucher against BRM account • 76

- redemption of VWS voucher using incorrect voucher number • 78
- service subscription - not allowed to purchase deal • 172
- SMS call info and SMS account balances • 113
- SMS charging with direct named event - insufficient funds • 126
- SMS charging with named event reservation • 121
- SMS charging with named event reservation fail • 124
- successful credit transfer using IVR scenario • 179
- successful service subscription • 167
- successful SMS recharge using a VWS voucher • 134
- successful USSD recharge using a VWS voucher • 138
- with ASB voice call costs and cumulative balance • 101

- Messaging Manager • 195, 196, 199
- Mid-call tariff change • 88
- Mid-call tariff change flow • 88
- Mid-call tariff change scenario • 89
- MIN • 196
- MM • 196, 199
- MO • 196
- MOC • 196
- Modifying the BCD Client Startup Script • 39
- Modifying the BRM Configuration Files • 47
- MS • 196
- MSC • 196
- MSID • 196
- MSISDN • 196
- MT • 196
- MTC • 196

## N

- NcclInfoFieldDummyEntry • 28
- NcclInfoFieldNumber • 28
- No free connections to BRM • 84
- No free connections to BRM flow • 84
- No free connections to BRM scenario • 85

## O

- ORB • 196
- OSA • 196
- Other Convergent Charging Controller components • 5
- Other Scenarios • 83
- Overview • 1
- Overview of Installing BRM Charging Driver • 11
- Overview of Installing the BRM Charging Driver • 11
- Overview of Statistics and Reports • 55

Overview of the BRM Charging Driver • 1

## P

PCM operation timeout • 86  
PCM operation timeout flow • 86  
PCM operation timeout scenario • 86  
PI • 197  
PIN • 197  
PIN\_FLD\_LOCATION • 44  
PIN\_FLD\_NCC\_FIELD • 44  
PIN\_FLD\_NCC\_INFO • 44  
PIN\_FLD\_NCC\_NUMBER\_OF\_EVENTS • 45  
PIN\_FLD\_NCC\_TARIFF\_PLAN\_ID • 45  
PLMN • 197  
poidPrefix • 29  
Post call charging of voice call • 162  
Post call charging of voice call flow • 162  
Post call charging of voice call scenario • 163  
Preconditions for data session charging on BRM • 78  
Preconditions for voice call scenarios • 57  
Preconditions to recharge using VWS vouchers • 73  
Prerequisites • v  
Procedure to create a BRM domain • 14, 38  
Procedure to modify the script • 39  
ProfileBlock • 25

## R

Recharge using VWS Vouchers • 73  
recordCMIPAddressInStats • 35  
recordOpcodeInStats • 35  
recordPortInStats • 35  
recoverCmPtrSeconds • 35  
Related Documents • v  
Replication for the BRM Charging Driver tables • 14, 55  
roundingScheme • 29

## S

ScalingFactor • 17  
Scope • v  
SCP • 197  
SCTP • 197  
Service subscription - not allowed to purchase deal • 171  
Service subscription - not allowed to purchase deal flow • 171  
Service subscription - not allowed to purchase deal scenario • 171  
serviceDomainInterfaceName • 29  
ServiceKey • 17  
Session • 197  
SGSN • 197  
SIM • 197  
SIP • 197  
SLC • 197

SLEE • 197  
SMS • 197  
SMS call delivered successfully • 70  
SMS call delivered successfully flow • 70, 72  
SMS call delivered successfully scenario • 70  
SMS call info and SMS account balances • 108  
SMS call info and SMS account balances flow • 108  
SMS call info and SMS account balances scenario • 110  
SMS call that fails permanently • 72  
SMS call that fails permanently flow • 72  
SMS call that fails permanently scenario • 72  
SMS charging with direct named event - insufficient funds • 125  
SMS charging with direct named event - insufficient funds flow • 125  
SMS charging with direct named event - insufficient funds scenario • 125  
SMS charging with named event reservation • 119  
SMS charging with named event reservation fail • 122  
SMS charging with named event reservation fail flow • 122  
SMS charging with named event reservation fail scenario • 122  
SMS charging with named event reservation flow • 119  
SMS charging with named event reservation scenario • 119  
SN • 198  
Specifying custom opcodes • 16, 22, 31  
Specifying operation timeouts • 30, 31, 33  
SRF • 198  
SSL • 198  
SSP • 198  
Starting the BCD Client processes • 40  
Status • 26  
Steps to Configure Convergent Charging Controller for the BRM Charging Driver • 13  
Steps to generate JAR file • 46  
Steps to modify BRM configuration files • 47  
STR • 198  
StreamingThreshold • 26  
Subscriber not found in Convergent Charging Controller database • 93  
Subscriber not found in Convergent Charging Controller database flow • 93  
Subscriber not found in Convergent Charging Controller database scenario • 93  
Subscription Expiry • 26  
Successful credit transfer using IVR • 175  
Successful credit transfer using IVR flow • 175  
Successful credit transfer using IVR scenario • 177  
Successful service subscription • 165

- Successful service subscription flow • 165
- Successful service subscription scenario • 166
- Successful SMS recharge using a VWS voucher • 132
- Successful SMS recharge using a VWS voucher flow • 132
- Successful SMS recharge using a VWS voucher scenario • 132
- Successful USSD recharge using a VWS voucher • 136
- Successful USSD recharge using a VWS voucher flow • 136
- Successful USSD recharge using a VWS voucher scenario • 136
- Summary of Convergent Charging Controller Configuration Tasks • 13
- suppressAAAMessages • 30
- System Administrator • 198

## **T**

- TCP • 198
- Telco • 198
- Telecommunications Provider • 198
- Time • 26
- TLS • 198
- Tracking BRM voucher redemptions with bad PINs • 38
- Typographical Conventions • vi

## **U**

- Unavailable BRM Charging Driver features • 8
- Usage Scenarios • 4, 44, 57
- UsedUnitsCumulative • 19
- Using output flist fields • 21
- USSD • 198

## **V**

- VLR • 199
- Voice Call • 199
- voidUnusedReservation • 30
- voucherPinLength • 30
- VWS • 199

## **W**

- With ASB voice call costs and cumulative balance • 97
- With ASB voice call costs and cumulative balance flow • 97
- With ASB voice call costs and cumulative balance scenario • 98

## **X**

- XMS • 196, 199