

JD Edwards EnterpriseOne Tools

Android-based Tablets Quick Start Guide

9.2

Copyright © 2011, 2022, Oracle and/or its affiliates.

This software and related documentation are provided under a license agreement containing restrictions on use and disclosure and are protected by intellectual property laws. Except as expressly permitted in your license agreement or allowed by law, you may not use, copy, reproduce, translate, broadcast, modify, license, transmit, distribute, exhibit, perform, publish, or display any part, in any form, or by any means. Reverse engineering, disassembly, or decompilation of this software, unless required by law for interoperability, is prohibited.

The information contained herein is subject to change without notice and is not warranted to be error-free. If you find any errors, please report them to us in writing.

If this is software or related documentation that is delivered to the U.S. Government or anyone licensing it on behalf of the U.S. Government, then the following notice is applicable:

U.S. GOVERNMENT END USERS: Oracle programs (including any operating system, integrated software, any programs embedded, installed or activated on delivered hardware, and modifications of such programs) and Oracle computer documentation or other Oracle data delivered to or accessed by U.S. Government end users are "commercial computer software" or "commercial computer software documentation" pursuant to the applicable Federal Acquisition Regulation and agency-specific supplemental regulations. As such, the use, reproduction, duplication, release, display, disclosure, modification, preparation of derivative works, and/or adaptation of i) Oracle programs (including any operating system, integrated software, any programs embedded, installed or activated on delivered hardware, and modifications of such programs), ii) Oracle computer documentation and/or iii) other Oracle data, is subject to the rights and limitations specified in the license contained in the applicable contract. The terms governing the U.S. Government's use of Oracle cloud services are defined by the applicable contract for such services. No other rights are granted to the U.S. Government.

This software or hardware is developed for general use in a variety of information management applications. It is not developed or intended for use in any inherently dangerous applications, including applications that may create a risk of personal injury. If you use this software or hardware in dangerous applications, then you shall be responsible to take all appropriate fail-safe, backup, redundancy, and other measures to ensure its safe use. Oracle Corporation and its affiliates disclaim any liability for any damages caused by use of this software or hardware in dangerous applications.

Oracle and Java are registered trademarks of Oracle and/or its affiliates. Other names may be trademarks of their respective owners.

Intel and Intel Inside are trademarks or registered trademarks of Intel Corporation. All SPARC trademarks are used under license and are trademarks or registered trademarks of SPARC International, Inc. AMD, Epyc, and the AMD logo are trademarks or registered trademarks of Advanced Micro Devices. UNIX is a registered trademark of The Open Group.

This software or hardware and documentation may provide access to or information about content, products, and services from third parties. Oracle Corporation and its affiliates are not responsible for and expressly disclaim all warranties of any kind with respect to third-party content, products, and services unless otherwise set forth in an applicable agreement between you and Oracle. Oracle Corporation and its affiliates will not be responsible for any loss, costs, or damages incurred due to your access to or use of third-party content, products, or services, except as set forth in an applicable agreement between you and Oracle.

Contents

Preface	i
2 Using JD Edwards EnterpriseOne for Android Based Tablets	3
Overview	3
Prerequisites	3
User Interface	3
Third-Party Web Site and Google Maps Application Support	6
JD Edwards EnterpriseOne Features Not Supported on Android-based Tablets	7
Documentation Accessibility	7

Preface

Welcome to the JD Edwards EnterpriseOne documentation.

Documentation Accessibility

For information about Oracle's commitment to accessibility, visit the Oracle Accessibility Program website at <http://www.oracle.com/pls/topic/lookup?ctx=acc&id=docacc>.

Access to Oracle Support

Oracle customers that have purchased support have access to electronic support through My Oracle Support. For information, visit <http://www.oracle.com/pls/topic/lookup?ctx=acc&id=info> or visit <http://www.oracle.com/pls/topic/lookup?ctx=acc&id=trs> if you are hearing impaired.

Related Information

For additional information about JD Edwards EnterpriseOne applications, features, content, and training, visit the JD Edwards EnterpriseOne pages on the JD Edwards Resource Library located at:

<http://learnjde.com>

Conventions

The following text conventions are used in this document:

Convention	Meaning
Bold	Boldface type indicates graphical user interface elements associated with an action or terms defined in text or the glossary.
<i>Italics</i>	Italic type indicates book titles, emphasis, or placeholder variables for which you supply particular values.
Monospace	Monospace type indicates commands within a paragraph, URLs, code examples, text that appears on a screen, or text that you enter.
> Oracle by Example	Indicates a link to an Oracle by Example (OBE). OBEs provide hands-on, step-by-step instructions, including screen captures that guide you through a process using your own environment. Access to OBEs requires a valid Oracle account.

2 Using JD Edwards EnterpriseOne for Android Based Tablets

Overview

Oracle supports JD Edwards EnterpriseOne Web client access through the Google Chrome Web browser on Android-based tablets. This availability enables Android-based tablet users who are in the field to react quickly and efficiently to time-sensitive business tasks in EnterpriseOne without having to download an application.

Note: *Click here to view a recording of various features described in this guide.*

Prerequisites

Before you access JD Edwards EnterpriseOne Web client on an Android-based tablet, make sure the following prerequisites are met:

- Verify supported releases of Google Chrome Web browser for Android OS. Access the JD Edwards EnterpriseOne Tools Minimum Technical Requirements for Clients on My Oracle Support:

<https://support.oracle.com/rs?type=doc&id=745831.1>

- Disable the pop-up blocker in the tablet settings for Google Chrome.

To disable the Google Chrome pop-up blocker:

- a. On the tablet, tap the Settings icon.
- b. On Settings, scroll down and tap the Google Chrome option.
- c. In the Advanced settings for Google Chrome, clear the "Block pop-ups" setting.

User Interface

In Google Chrome on Android-based tablets, the appearance of JD Edwards EnterpriseOne Web client applications is the same as how they appear in a Web browser on a desktop client. The difference between the two lies in how you navigate and interact with the JD Edwards EnterpriseOne application forms and features.

On Android-based tablets, you use touch-screen gestures to navigate and interact with JD Edwards EnterpriseOne Web client applications. You can use gestures that are native to the Android-based tablet. For example, if you enable the magnification gestures in the tablet settings, you can zoom in and out by triple tapping the screen. You can also use a native gesture such as swiping your finger upward on the tablet screen to scroll down through a form or grid. You can tap a field or a cell in the application grid to access a keyboard for entering data.

You also can use context-sensitive gestures designed specifically for JD Edwards EnterpriseOne Web client. See *JD Edwards EnterpriseOne Context-Sensitive Gestures* for more information.

Note: Some JD Edwards EnterpriseOne Web client features are not supported on the Android-based tablets. See *JD Edwards EnterpriseOne Features Not Supported on Android-based Tablets* for more information.

Increasing the JD Edwards EnterpriseOne Menu Display Size

You can use the native Android-based tablet reverse-pinch gesture to zoom in on the JD Edwards EnterpriseOne Menu. You can also zoom in and zoom out by triple-tapping the screen. To perform some of these gestures and other native gestures on an Android-based tablet, you have to enable the magnification gestures in the tablet's settings.

JD Edwards EnterpriseOne Context-Sensitive Gestures

Oracle provides context-sensitive gestures for working with the JD Edwards EnterpriseOne Web client on an Android-based tablet. To perform a context-sensitive gesture, you must begin the gesture in a particular area in the Web client application, either in the menu area, the form area, or the grid area. For example, performing a context-sensitive gesture in the menu area at the top of a form closes a form; performing a context-sensitive gesture in the form area opens the Form Exit menu.

To ensure successful navigation, make sure you focus on the proper area before performing the gesture.

Note: On an Android-based tablet, you can access a description of all JD Edwards EnterpriseOne context-sensitive gestures by clicking the "About(i)" link in the upper-right corner of any JD Edwards EnterpriseOne application.

Welcome Page Context-Sensitive Gesture

You can double-tap with two fingers on the welcome page to access an open application.






Carousel Context-Sensitive Gestures

The context-sensitive gestures that you can perform in the EnterpriseOne carousel include:

- **Tap and drag carousel.** Moves carousel to left, right, top, or bottom of the screen.
- **Tap and hold (extended press) tile in carousel.** Enables you to swap tiles.
- **Touch and drag tile in carousel.** Moves or slides all of the tiles in the carousel.
- **Tap tile in carousel.** Opens a corresponding application, favorite, or report.
- **Tap tile caption.** Enables you to view the alternate description.
- **Tap collapse or expand icons in carousel.** Collapses or expands the carousel.
- **Double-tap.** Closes the carousel if the carousel is at the top or bottom of the screen.

Menu Context-Sensitive Gestures

This table contains descriptions of context-sensitive gestures that you can perform slightly above the toolbar on the upper left side of an EnterpriseOne form:

Gesture	Action
 <p>Cross swipe</p>	<p>Performs a close or cancel if one of these operations is on the form.</p>
 <p>L-shaped swipe</p>	<p>Performs a close or cancel if one of these operations is on the form.</p>
 <p>Swipe down</p>	<p>Performs a find (search) if the Find operation is on the form.</p>
 <p>Caret swipe</p>	<p>Performs an add if the Add operation is on the form.</p>
 <p>Check mark swipe</p>	<p>Performs a select or OK if one of these operations is on the form.</p>
<p>Tap and hold (extended press) drop-down menu</p>	<p>Displays context form.</p>

Form Context-Sensitive Gestures

This list contains descriptions of context-sensitive gestures that you can perform starting in the form area:

- Three-finger, swipe left
 - If carousel is on the right side of the display, this opens the carousel.
 - If the carousel is on the left side of the display, this closes the carousel.
- Three-finger, swipe right
 - If the carousel is on the left side of the display, this opens the carousel.
 - If the carousel is on the left side of the display and open, this scrolls through open applications.
 - If the carousel is on the right side of the display, this closes the carousel.
 - If the carousel is on the right side of the display and closed, this scrolls through open applications.
- Two-finger double tap: Opens the welcome page.

Grid Context-Sensitive Gestures

This list contains descriptions of context-sensitive gestures that you can perform starting in the grid area of a form:

- **Three-finger downward swipe.** Performs a search if a Find button is available.
- **Three-finger upward swipe.** After performing a find, you can use this gesture to perform the Next Page operation, which enables you to scroll through additional pages of records in the grid.

Third-Party Web Site and Google Maps Application Support

JD Edwards EnterpriseOne Web client applications can contain URLs to third-party Web sites. If a user taps a URL on an Android-based tablet, the tablet opens another Google Chrome browser window with the specified Web site address in the URL.

If a JD Edwards EnterpriseOne application contains a URL defined with a Google Maps Web site address, you can tap the URL and the tablet will give you the option to launch the Google Maps website in another tab or the Google Maps application.

For example, the following URL will take you to Google Maps, showing the location of One Technology Way in Denver, Colorado:

<http://maps.google.com/?q=one+technology+way+80237>

If you initially launch the Google Maps application and at later time decide that you want to use the Google Maps website instead, you can disable the Google Maps application in the Google Maps application settings.

JD Edwards EnterpriseOne Features Not Supported on Android-based Tablets

The following JD Edwards EnterpriseOne Web client features are not supported on Android-based tablets:

- New Window button.
- Import/Export Grid functions.
- Copy and paste feature in a grid.
- Drag and drop features, except in the EnterpriseOne carousel.
- Hot key support.
- Accessibility.

Accessibility for users with disabilities is limited to native accessibility features available in the Android-based tablet.

- Object linking and embedding (OLE) feature in the Media Object Viewer.
- Design mode for Page Composer. (Release 9.2.0.3)
- Design mode for Personal Forms. (Release 9.2.1)
- Design mode for EnterpriseOne Search. (Release 9.2.1.4)
- Renaming and resetting column headers for Table View Grid Format in design mode (Release 9.2.2.4)
- Design mode for Form Extensions. (Release 9.2.2.4)
- Message Center (Release 9.2.3)
- Orchestrator Studio (Release 9.2.4)

Documentation Accessibility

For information about Oracle's commitment to accessibility, visit the Oracle Accessibility Program website at <http://www.oracle.com/pls/topic/lookup?ctx=acc&id=docacc>.

Access to Oracle Support

Oracle customers that have purchased support have access to electronic support through My Oracle Support. For information, visit <http://www.oracle.com/pls/topic/lookup?ctx=acc&id=info> or visit <http://www.oracle.com/pls/topic/lookup?ctx=acc&id=trs> if you are hearing impaired.

