

Oracle® Cloud

Getting Started with Oracle Analytics Cloud



E83317-42
March 2024



Oracle Cloud Getting Started with Oracle Analytics Cloud,

E83317-42

Copyright © 2017, 2024, Oracle and/or its affiliates.

Primary Author: Rosie Harvey

Contributors: Oracle Analytics Cloud development, product management, and quality assurance teams

This software and related documentation are provided under a license agreement containing restrictions on use and disclosure and are protected by intellectual property laws. Except as expressly permitted in your license agreement or allowed by law, you may not use, copy, reproduce, translate, broadcast, modify, license, transmit, distribute, exhibit, perform, publish, or display any part, in any form, or by any means. Reverse engineering, disassembly, or decompilation of this software, unless required by law for interoperability, is prohibited.

The information contained herein is subject to change without notice and is not warranted to be error-free. If you find any errors, please report them to us in writing.

If this is software, software documentation, data (as defined in the Federal Acquisition Regulation), or related documentation that is delivered to the U.S. Government or anyone licensing it on behalf of the U.S. Government, then the following notice is applicable:

U.S. GOVERNMENT END USERS: Oracle programs (including any operating system, integrated software, any programs embedded, installed, or activated on delivered hardware, and modifications of such programs) and Oracle computer documentation or other Oracle data delivered to or accessed by U.S. Government end users are "commercial computer software," "commercial computer software documentation," or "limited rights data" pursuant to the applicable Federal Acquisition Regulation and agency-specific supplemental regulations. As such, the use, reproduction, duplication, release, display, disclosure, modification, preparation of derivative works, and/or adaptation of i) Oracle programs (including any operating system, integrated software, any programs embedded, installed, or activated on delivered hardware, and modifications of such programs), ii) Oracle computer documentation and/or iii) other Oracle data, is subject to the rights and limitations specified in the license contained in the applicable contract. The terms governing the U.S. Government's use of Oracle cloud services are defined by the applicable contract for such services. No other rights are granted to the U.S. Government.

This software or hardware is developed for general use in a variety of information management applications. It is not developed or intended for use in any inherently dangerous applications, including applications that may create a risk of personal injury. If you use this software or hardware in dangerous applications, then you shall be responsible to take all appropriate fail-safe, backup, redundancy, and other measures to ensure its safe use. Oracle Corporation and its affiliates disclaim any liability for any damages caused by use of this software or hardware in dangerous applications.

Oracle®, Java, MySQL, and NetSuite are registered trademarks of Oracle and/or its affiliates. Other names may be trademarks of their respective owners.

Intel and Intel Inside are trademarks or registered trademarks of Intel Corporation. All SPARC trademarks are used under license and are trademarks or registered trademarks of SPARC International, Inc. AMD, Epyc, and the AMD logo are trademarks or registered trademarks of Advanced Micro Devices. UNIX is a registered trademark of The Open Group.

This software or hardware and documentation may provide access to or information about content, products, and services from third parties. Oracle Corporation and its affiliates are not responsible for and expressly disclaim all warranties of any kind with respect to third-party content, products, and services unless otherwise set forth in an applicable agreement between you and Oracle. Oracle Corporation and its affiliates will not be responsible for any loss, costs, or damages incurred due to your access to or use of third-party content, products, or services, except as set forth in an applicable agreement between you and Oracle.

For information about Oracle's commitment to accessibility, visit the Oracle Accessibility Program website at <http://www.oracle.com/pls/topic/lookup?ctx=acc&id=docacc>.

Contents

Preface

Audience	iv
Documentation Accessibility	iv
Diversity and Inclusion	v
Related Documents	v
Conventions	v

1 What Is Oracle Analytics Cloud?

About Oracle Analytics Cloud	1-1
Features of Oracle Analytics Cloud	1-1
Preview Features	1-3
Editions: Enterprise and Professional	1-3
Service Management	1-4
Service Infrastructure	1-5

2 How Do I Get Started?

Get Started with Oracle Analytics Cloud on Gen 2	2-1
--	-----

3 Where Do I Go for More Information?

How Do I Set Up a Cloud Service?	3-1
How Do I Model and Report Enterprise Data?	3-1
How Do I Visualize Data?	3-1
How Do I Share Analytics Content?	3-2

Preface

Learn how to get started with Oracle Analytics Cloud.

Topics:

- [Audience](#)
- [Documentation Accessibility](#)
- [Diversity and Inclusion](#)
- [Related Documents](#)
- [Conventions](#)

Audience

Getting Started with Oracle Analytics Cloud is intended for consumers, analysts, and administrators using Oracle Analytics Cloud for the first time.

- **Administrators** create services, manage access to Oracle Analytics Cloud and perform other administrative duties such as backing up and restoring information for others.
- **Analysts** load data, model data, visualize data, and create reports for consumers. Data integration options range from self-service import to operational ETL updates. Analysts can select interactive visualizations and create advanced calculations to reveal insights in the data.
- **Consumers** customize dashboard pages and work with their favorite reports and data visualizations. Dashboards allow consumers to quickly analyze and manage activity across their system.

Documentation Accessibility

For information about Oracle's commitment to accessibility, visit the Oracle Accessibility Program website at <http://www.oracle.com/pls/topic/lookup?ctx=acc&id=docacc>.

Access to Oracle Support

Oracle customers that have purchased support have access to electronic support through My Oracle Support. For information, visit <http://www.oracle.com/pls/topic/lookup?ctx=acc&id=info> or visit <http://www.oracle.com/pls/topic/lookup?ctx=acc&id=trs> if you are hearing impaired.

Diversity and Inclusion

Oracle is fully committed to diversity and inclusion. Oracle respects and values having a diverse workforce that increases thought leadership and innovation. As part of our initiative to build a more inclusive culture that positively impacts our employees, customers, and partners, we are working to remove insensitive terms from our products and documentation. We are also mindful of the necessity to maintain compatibility with our customers' existing technologies and the need to ensure continuity of service as Oracle's offerings and industry standards evolve. Because of these technical constraints, our effort to remove insensitive terms is ongoing and will take time and external cooperation.

Related Documents

For a full list of guides, refer to the Books tab on Oracle Analytics Cloud Help Center.

- <http://docs.oracle.com/en/cloud/paas/analytics-cloud/books.html>

Conventions

This document uses the standard Oracle text and image conventions.

Text Conventions

Convention	Meaning
boldface	Boldface type indicates graphical user interface elements associated with an action, or terms defined in text or the glossary.
<i>italic</i>	Italic type indicates book titles, emphasis, or placeholder variables for which you supply particular values.
<code>monospace</code>	Monospace type indicates commands within a paragraph, URLs, code in examples, text that appears on the screen, or text that you enter.

Videos and Images

Skins and styles customize the look and feel of Oracle Analytics Cloud, dashboards, reports, and other objects. Videos and images used in this guide may not have the same skin or style that you're using, but the behavior and techniques shown are the same.

1

What Is Oracle Analytics Cloud?

Let's explore Oracle Analytics Cloud and how you can take advantage of its features.

Topics:

- [About Oracle Analytics Cloud](#)
- [Features of Oracle Analytics Cloud](#)
- [Editions: Enterprise and Professional](#)
- [Service Management](#)
- [Service Infrastructure](#)

About Oracle Analytics Cloud

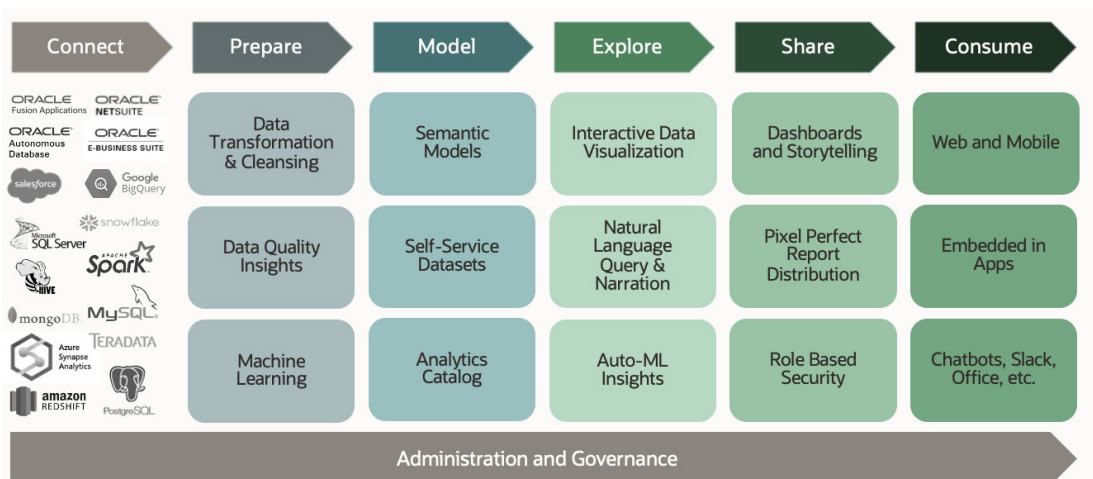
Oracle Analytics Cloud is a scalable and secure Oracle Cloud service that provides a full set of capabilities to explore and perform collaborative analytics for you, your workgroup, and your enterprise.

With Oracle Analytics Cloud you also get flexible service management capabilities, including fast setup, easy scaling and patching, and automated lifecycle management.

Features of Oracle Analytics Cloud





Oracle Analytics Cloud is built on a high-performance platform with flexible data storage, and provides you with a complete set of tools to derive and share data insights.

Oracle Analytics Cloud supports your entire analytics workflow.



- **Data connectivity:** Unify your data sources using a wide range of out-of-the-box data connections. Or use JDBC (Java Database Connectivity) for other sources and legacy systems. Access all your data, including personal data sets like Excel or CSV, wherever they're located. Securely create, manage and share connections with your team or across the organization.
- **Data preparation:** Ingest, profile, and cleanse your data using a variety of algorithms.
- **Data flow:** Transform and aggregate your data, and then run machine-learning models at scale.
- **Data modeling:** Develop trusted and governed semantic models to ensure a consistent view of business-critical data. Use semantic models to ensure trusted numbers across your enterprise, regardless of the which visualization you choose. Business users can directly join tables through self-service, and share self-service data models with their colleagues.
- **Data visualization:** Visualize and explore your data, on any device, on-premises, and in the cloud. See the signals in your data and make complex ideas engaging, meaningful, and easy to understand.
- **Data discovery:** Subject matter experts can easily collaborate with other business users, blending intelligent analysis at scale and machine learning insights.
- **Data collaboration:** Large organizations and small teams can share data more simply, without the need to manage or consolidate multiple versions of spreadsheets, and quickly perform ad hoc analysis of their spreadsheet data. Data-level security, enables fine-grained access to ensure that your team or users can share reports but see only data they have access to.
- **Data access:** Stay connected with automated delivery of analytics and monitor ongoing business performance from anywhere at any time. Mobile apps learn from your unique patterns and data interests to deliver intelligent recommendations for further analysis or data exploration.
- **Data-driven:** Application developers can utilize interfaces that enable them to extend, customize, and embed rich analytic experiences in the application flow.

Oracle Analytics Cloud offers analytics capabilities to all roles within your organization including IT, executives, data engineers, citizen data scientists, business analysts, and business users.

 Data Engineers	 Citizen Data Scientists	 Business Analysts	 Business Users		
Governed Analytics		Self-Service Analytics		Augmented Analytics	
Dashboards	Distributed Reports	Data Preparation	Data Visualization	Voice & Chatbot	Natural Language
Semantic Models	Query Federation	Storytelling	Collaboration	Data Enrichment	1-Click Explain
Role Based Security	Data Export	What-If Analysis	Mobile	Adaptive & Personalized	Machine Learning
Open Connectivity Oracle Cloud Third Party Cloud On-Premises					

- Centralized, governed reporting and analytics together with business-led self-service analytics, while always ensuring consistent and trusted numbers.
- Built-in AI and machine learning for every level of user from no-code, 1-click analytics to customizable algorithms trained for specific use cases.
- A semantic model that abstracts physical data sources and query languages from business users.
- Built-in, trackable, and repeatable data preparation and enrichment that removes the need for insecure data exports and Excel.

Preview Features

As we continue to enhance Oracle Analytics, we'll offer preview features for you to try. Preview features are design, specification, and implementation complete but might change before they're available as standard features.

Preview features aren't recommended for production use or business critical scenarios as the behavior of these features might change between updates. To find out about features currently available for preview, see [Preview Features in Oracle Analytics Cloud](#).

Preview features are either disabled by default or clearly marked as preview. If you want to explore a preview feature that's disabled by default, ask your administrator to enable it for your organization. Administrators can make preview features available for others to try; see [Make Preview Features Available](#).

Editions: Enterprise and Professional

Oracle Analytics Cloud is available in two editions: *Enterprise Edition* and *Professional Edition*.

Features Available	Enterprise Edition	Professional Edition
Workbooks and self-service analytics	✓	✓
Datasets and direct connection to data sources	✓	✓
Data preparation using data flows	✓	✓
Machine learning capabilities	✓	✓
Explain, auto-insights, and natural language features	✓	✓
Mobile applications	✓	✓
Connectivity to private data sources	✓	
Advanced enterprise analysis and dashboards	✓	
Oracle Analytics Publisher for pixel-perfect reports	✓	
Enterprise semantic modeling	✓	
Email distribution (analysis, dashboards, and pixel-perfect reports)	✓	
Usage tracking	✓	

Features Available	Enterprise Edition	Professional Edition
Customer-managed data encryption keys	✓	

Service Management

Oracle Analytics Cloud is an Oracle-managed service built entirely on Oracle Cloud Infrastructure. While Oracle manages most lifecycle tasks for you, you're responsible for managing several security and cost-related activities.

- [Managed By Oracle](#)
- [Managed By You \(Customer Responsible\)](#)

Managed By Oracle

Oracle provides you with lifecycle management and configuration. You can log service requests with Oracle Support for assistance.

Service Management	Managed by Oracle	Description
Back up and restore services	✓	Oracle schedules and manages backups for the sole use of minimizing content loss as a result of a service incident.
Update and patch services	✓	Oracle schedules and applies regular updates and patches.
Patch operating system	✓	Oracle schedules and applies patches.
Audit system	✓	Oracle logs REST API calls to resources and makes logs available to customers for auditing purposes.
Monitor services	✓	Oracle has direct access to diagnostic logs for troubleshooting issues.

Managed By You (Customer Responsible)

As the customer, you're responsible for managing activities related to security and costs.

Service Management	Managed By You	Description
Manage users and roles	✓	You set up users and groups in your identity domain, and assign users suitable permissions (through application roles).
Create and size services	✓	You set up and size services, with the option to modify the number of Oracle Compute Units (OCPU) or users if your needs change.
Pause and resume services	✓	You pause services to temporarily prevent access and reduce costs.
Take snapshots and restore content from snapshots	✓	You take a snapshot of your environment before people start using the system and again at suitable intervals so you can restore the environment if something goes wrong.

Service Management	Managed By You	Description
Configure public or private endpoint	✓	You control access through a public internet accessible endpoint or a private endpoint.
Connect to private data sources	✓	Option to set up a private access channel so users can analyze data that is stored on private data sources.
Manage encryption	✓	Option for you to configure custom encryption keys or let Oracle manage data encryption for you.
Set up a vanity URL	✓	Option for you to configure a custom vanity URL.
Monitor usage and costs	✓	You monitor usage metrics and analyze costs from Oracle Cloud Infrastructure Console.

Service Infrastructure

Oracle Analytics Cloud leverages the full power of Oracle Cloud Infrastructure and gives you enhanced capabilities for identity management, governance through compartments and quotas, audits, tags, usage tracking, as well as lifecycle management capabilities through the standard SDKs and tools available in Oracle Cloud Infrastructure.

This table lists some of the infrastructure options that Oracle Analytics Cloud uses or offers.

Service Infrastructure	Oracle Analytics Cloud	Description
Oracle Cloud Infrastructure Identity and Access Management- Identity Domains	✓	Available on Oracle Cloud Infrastructure to new customers in some Oracle Cloud regions.
Oracle Identity Cloud Service	✓	
Load Balancer	✓	An Oracle-managed load balancer is automatically created and configured for your service.
Cloud Storage Required	✓	Oracle Analytics Cloud uses Oracle Cloud Infrastructure Object Storage. A storage bucket is automatically created for your service.
Size Deployment by Shape	✓	Various Oracle Compute Unit (OCPU) sizing options are available.
Size Deployment by Number of Users	✓	
Scale Up and Scale Down	✓	
Availability Domains	✓	Each region has multiple isolated availability domains, with separate power and cooling. The availability domains within a region are interconnected using a low-latency network. When you create a service, you can select the region where you want to deploy the service and Oracle automatically selects an availability domain.
Lifecycle Management Tools	✓	Manage service lifecycle using REST APIs, SDKs, CLI, and other developer tools.

2

How Do I Get Started?

Sometimes it's hard to know where to start. Knowing the steps and which ones apply to you can help you get started.

Topics:

- [Get Started with Oracle Analytics Cloud on Gen 2](#)

Get Started with Oracle Analytics Cloud on Gen 2

These are the steps to get started when you deploy Oracle Analytics Cloud on Oracle Cloud Infrastructure Gen 2 data regions in North America, EMEA (Europe, the Middle East and Africa), Asia Pacific (APAC), and Latin America (LAD).



Note:

(North America and EMEA only) If your Oracle Cloud account started before 2nd March, some of your existing environments might be Oracle Analytics Cloud on Gen 1. Oracle recommends that you start to create any new deployments with Oracle Analytics Cloud on Gen 2 as outlined in this topic.

First Steps	User	More Information	Book
Sign up for a free credit promotion or subscribe to Oracle Analytics Cloud through Universal Credits.	Buyer	Request and Manage Free Oracle Cloud Promotions Upgrade to a Paid Account	<i>Getting Started with Oracle Cloud Infrastructure</i>
Understand the prerequisites	Administrator	Typical Workflow to Create Service	<i>Administering Oracle Analytics Cloud on Oracle Cloud Infrastructure (Gen 2)</i>
Set up services for others to use	Administrator	Create Services with Oracle Analytics Cloud	<i>Administering Oracle Analytics Cloud on Oracle Cloud Infrastructure (Gen 2)</i>
Add user accounts and manage their roles	Administrator	Set Up Users, Groups, and Application Roles	<i>Administering Oracle Analytics Cloud on Oracle Cloud Infrastructure (Gen 2)</i>
Sign in to your service	Administrator User	Verify Your Service and Sign In	<i>Administering Oracle Analytics Cloud on Oracle Cloud Infrastructure (Gen 2)</i>

First Steps	User	More Information	Book
Get started with data visualization <ul style="list-style-type: none"> • Upload data • Explore data • Share insights 	User	Get Started with Data Visualization	<i>Visualizing Data and Building Reports in Oracle Analytics Cloud</i>
Get started with data modeling <ul style="list-style-type: none"> • Create semantic models • Build reports and dashboards • Design and publish pixel-perfect reports 	User	Get Started with Data Modeling Get Started with Analyses and Dashboards Get Started with Pixel-Perfect Publishing	<i>Building Semantic Models in Oracle Analytics Cloud</i> <i>Visualizing Data and Building Reports in Oracle Analytics Cloud</i>
Migrate existing content to Oracle Analytics Cloud	Administrator	Migrate Content to Oracle Analytics Cloud from Other Environments	<i>Administering Oracle Analytics Cloud on Oracle Cloud Infrastructure (Gen 2)</i>

3

Where Do I Go for More Information?

There are plenty of books, videos, and other resources available. Watch short videos and explore the documentation to learn more.

Topics:

- [How Do I Set Up a Cloud Service?](#)
- [How Do I Model and Report Enterprise Data?](#)
- [How Do I Visualize Data?](#)
- [How Do I Share Analytics Content?](#)

How Do I Set Up a Cloud Service?

Refer to the following documentation to help you set up Oracle Analytics Cloud on Gen 2.

Learn how to...	Audience	More Information
Find out which data regions offer Oracle Analytics Cloud on Gen 2	Everyone	Cloud Regions - Oracle Analytics Cloud
Set up Oracle Analytics Cloud on Gen 2	Administrators	Create Services with Oracle Analytics Cloud on Gen 2
Find out about known issues	Everyone	Known Issues for Oracle Analytics Cloud

How Do I Model and Report Enterprise Data?

Refer to the following documentation to help you model and report on data.

Learn how to...	Audience	Edition	More Information
Create a semantic model	Data modelers	Enterprise Edition	Oracle Analytics Data Modeling Tools
Build reports from the semantic model	Content authors	Enterprise Edition	Create Your First Analysis
Build dashboards to display data	Content authors	Enterprise Edition	Create Your First Dashboard
Design and publish pixel-perfect reports	Content authors	Enterprise Edition	Publish Pixel-Perfect Reports
View reports and dashboards	Users	Enterprise Edition	Find and Explore Reports and Dashboards

How Do I Visualize Data?

Refer to the following documentation to help you visualize data.

Learn how to...	Audience	Edition	More Information
Upload data	Content authors	All	Upload and Share Data
Connect to online data sources	Content authors	All	Connect Oracle Analytics Cloud to Your Data
Visualize the data in different ways	Content authors	All	Find and Explore Your Content
Use workbook canvases to create presentation flows as dashboards for users	Content authors	All	Build Presentation Flows and Dashboards
Curate data from multiple sources	Content authors	All	Blend Data
Use machine learning to analyze data	Content authors	All	Analyze Data with Machine Learning
Use data flows to curate datasets	Content authors	All	Create Datasets Using Data Flows
Import, export, and convert visualizations	Content authors	All	Import, Export, and Convert Workbooks

How Do I Share Analytics Content?

Refer to the following documentation to help you share the content you create in Oracle Analytics Cloud.

Learn how to...	Audience	Edition	More Information
Share content	Content authors	Professional and Enterprise	Share Your Content with Others
Email reports	Content authors	Enterprise	Email Reports and Tracking Deliveries
Move data visualizations	Content authors	Professional and Enterprise	Migrate Content to Other Catalogs
Move reports and dashboards between catalogs	Content authors	Enterprise	Migrate Content to Other Catalogs
Embed content	Content authors	Professional and Enterprise	Embed Content in Other Applications