

Oracle® Cloud

Reference for Fusion ERP Analytics



F51883-01
February 2022



Oracle Cloud Reference for Fusion ERP Analytics,

F51883-01

Copyright © 2019, 2022, Oracle and/or its affiliates.

Primary Author: Jenny Smalling

Contributors: Oracle Fusion Analytics Warehouse development, product management(contributor), and quality assurance teams

This software and related documentation are provided under a license agreement containing restrictions on use and disclosure and are protected by intellectual property laws. Except as expressly permitted in your license agreement or allowed by law, you may not use, copy, reproduce, translate, broadcast, modify, license, transmit, distribute, exhibit, perform, publish, or display any part, in any form, or by any means. Reverse engineering, disassembly, or decompilation of this software, unless required by law for interoperability, is prohibited.

The information contained herein is subject to change without notice and is not warranted to be error-free. If you find any errors, please report them to us in writing.

If this is software or related documentation that is delivered to the U.S. Government or anyone licensing it on behalf of the U.S. Government, then the following notice is applicable:

U.S. GOVERNMENT END USERS: Oracle programs (including any operating system, integrated software, any programs embedded, installed or activated on delivered hardware, and modifications of such programs) and Oracle computer documentation or other Oracle data delivered to or accessed by U.S. Government end users are "commercial computer software" or "commercial computer software documentation" pursuant to the applicable Federal Acquisition Regulation and agency-specific supplemental regulations. As such, the use, reproduction, duplication, release, display, disclosure, modification, preparation of derivative works, and/or adaptation of i) Oracle programs (including any operating system, integrated software, any programs embedded, installed or activated on delivered hardware, and modifications of such programs), ii) Oracle computer documentation and/or iii) other Oracle data, is subject to the rights and limitations specified in the license contained in the applicable contract. The terms governing the U.S. Government's use of Oracle cloud services are defined by the applicable contract for such services. No other rights are granted to the U.S. Government.

This software or hardware is developed for general use in a variety of information management applications. It is not developed or intended for use in any inherently dangerous applications, including applications that may create a risk of personal injury. If you use this software or hardware in dangerous applications, then you shall be responsible to take all appropriate fail-safe, backup, redundancy, and other measures to ensure its safe use. Oracle Corporation and its affiliates disclaim any liability for any damages caused by use of this software or hardware in dangerous applications.

Oracle, Java, and MySQL are registered trademarks of Oracle and/or its affiliates. Other names may be trademarks of their respective owners.

Intel and Intel Inside are trademarks or registered trademarks of Intel Corporation. All SPARC trademarks are used under license and are trademarks or registered trademarks of SPARC International, Inc. AMD, Epyc, and the AMD logo are trademarks or registered trademarks of Advanced Micro Devices. UNIX is a registered trademark of The Open Group.

This software or hardware and documentation may provide access to or information about content, products, and services from third parties. Oracle Corporation and its affiliates are not responsible for and expressly disclaim all warranties of any kind with respect to third-party content, products, and services unless otherwise set forth in an applicable agreement between you and Oracle. Oracle Corporation and its affiliates will not be responsible for any loss, costs, or damages incurred due to your access to or use of third-party content, products, or services, except as set forth in an applicable agreement between you and Oracle.

Contents

Preface

Audience	xv
Documentation Accessibility	xv
Diversity and Inclusion	xv
Related Documentation	xv
Conventions	xvi

1 Introduction

Overview	1-1
----------	-----

2 Tables

Overview	2-1
----------	-----

3 Relationship Diagram

Overview	3-1
Relationship Diagram Details	3-1
Assets	3-1
DW_FA_ASSET_FINANCIALS_CF	3-1
DW_FA_SLA_TRANSACTIONS_CF	3-1
Expenses	3-2
DW_EMPLOYEE_EXPENSE_CF	3-2
General Ledger	3-2
DW_GL_BALANCE_CA	3-2
DW_GL_BALANCE_CF	3-3
DW_GL_BALANCE_F	3-4
DW_GL_BUDGET_BALANCE_CA	3-5
DW_GL_BUDGET_BALANCE_CF	3-6
DW_GL_BUDGET_CF	3-7
DW_GL_BUDGET_F	3-8
DW_GL_JOURNAL_CA	3-9

DW_GL_JOURNAL_CF	3-10
DW_GL_JOURNAL_F	3-11
DW_GL_VARIANCE_CF	3-12
Global Human Resources	3-13
DW_WRKFRM_ASG_F	3-13
DW_WRKFRM_ASG_SUPERVISOR_F	3-13
Payables	3-14
DW_AP_HOLDS_CF	3-14
DW_AP_SLA_AGING_INVOICE_CA	3-15
DW_AP_SLA_AGING_SUPPLIER_CA	3-16
DW_AP_SLA_EXPENSE_DIST_CF	3-17
DW_AP_SLA_INVOICE_SCHEDULE_CF	3-18
DW_AP_SLA_LIABILITY_DIST_CF	3-19
DW_AP_SLA_LIAB_PMT_CA	3-20
DW_AP_SLA_LIAB_PMT_CF	3-21
DW_AP_SLA_PAYMENTS_CF	3-22
Projects	3-23
DW_CONTRACT_PROJECT_LINK_CF	3-23
DW_PROJECT_COMMITMENT_CF	3-24
DW_PROJECT_COST_CF	3-25
DW_PROJECT_SLA_COST_CF	3-26
Purchasing	3-27
DW_AGREEMENT_CF	3-27
DW_INVOICE_SPEND_CF	3-28
DW_PURCHASE_ORDER_CF	3-29
DW_RCV_SHIPMENTS_CF	3-30
DW_REQUISITION_CF	3-31
Receivables	3-32
DW_AR_AGING_RCPT_CUSTOMER_CA	3-32
DW_AR_AGING_RECEIPT_CA	3-33
DW_AR_SLA_ADJUSTMENTS_CF	3-34
DW_AR_SLA_AGING_CUSTOMER_CA	3-35
DW_AR_SLA_AGING_INVOICE_CA	3-36
DW_AR_SLA_APPLICATIONS_CF	3-37
DW_AR_SLA_CREDITMEMO_CF	3-38
DW_AR_SLA_REVENUE_CF	3-39
DW_AR_SLA_SCHEDULES_CF	3-40
DW_AR_SLA_TRANSACTIONS_CF	3-41
Subledger Accounting	3-42
DW_GL_SLA_RECON_CF	3-42

4	Data Store	
	Overview	4-1
5	Data Lineage	
	Overview	5-1
6	Data Augmentation	
	Overview	6-1
7	Subject Areas	
	Subject Areas	7-1
	Overview	7-1
	Financials—AP Holds	7-1
	Financials—AP Aging	7-3
	Financials—AP Expenses	7-4
	Financials—AP Invoices	7-5
	Financials—AP Liabilities	7-6
	Financials—AP Payments	7-7
	Financials—AR Adjustments	7-8
	Financials—AR Aging	7-9
	Financials—AR Credit Memo Applications	7-10
	Financials—AR Receipts and Applications	7-11
	Financials—AR Revenue	7-12
	Financials—AR Transactions	7-13
	Financials — Assets Analysis	7-14
	Financials — Assets Transactions	7-15
	Financials—EXM Employee Expenses	7-16
	Financials—GL Account Analysis	7-17
	Financials—GL Balance Sheet	7-18
	Financials—GL Budgets	7-19
	Financials—GL Detail Transactions	7-21
	Financials—GL Profitability	7-22
	PPM - Project Commitments	7-23
	PPM — Project Costs	7-24
	Procurement—Agreements	7-25
	Procurement—Purchase Orders	7-26
	Procurement—Receipts	7-27
	Procurement — Requisitions	7-28

Procurement—Spend	7-29
Business Questions	7-30
Overview	7-30
What is the trend of AP for last 8 quarters?	7-31
How are my asset balances tracking across regions (COA) for last 2 years?	7-31
What are the CapEx requirements in near future? Will PPE hold up, or will an early capital infusion be needed?	7-32
What is the working capital position and trend for past x quarters?	7-32
How is debt equity mix structured at present, and is it actionable for improved financial gearing?	7-33
What is the trend of Gross Margins for past 2 years across business units?	7-33
What is the composition of fixed cost elements vs variable cost elements for past 2 years?	7-34
What is the proportion of operating profits taken up by interest and financing cost?	7-34
What is the trend around operating and net margins for past 2 years?	7-35
How is the trend analysis for journals from subledger sources against manual GL journals, both in terms of amount and volume?	7-35
What is the pattern of bookings in tax sensitive GL accounts in comparison to revenue and cost?	7-36
What is the QoQ, YoY trend for accrual bookings due for reversal in next accounting period?	7-36
What are the details of entries booked in GL for reclassification from expense to assets and vice versa?	7-37
What is the count and amount of invoices processed for the period by business units and trend comparison?	7-37
What are the invoice types processed by AP department and the payment methods used to understand the downstream activities?	7-38
What is the validation, approval and accounting status of invoices processed during the period?	7-38
No. of invoices paid vs unpaid including partly paid with amount?	7-39
Analysis around payment terms by transaction type, transaction source for the invoices processed?	7-39
What is the count and amount of payments processed for the period by business units and trend comparison?	7-40
What is the ratio of on-time payment performance?	7-40
What is the count and amount of overdue payments?	7-41
What is the average supplier payment days by BU's?	7-41
What are the interest penalties paid by amount and percentage?	7-42
What are the liabilities distribution details of AP Balances?	7-42
What is the accounting status of liability distributions by invoices?	7-43
What is the average time available to pay off the outstanding AP invoices?	7-43
What is the count and value of AP invoices overdue?	7-44
What is the summary of AP invoices across aging buckets, count, and value?	7-44

What is the trend of outstanding AP Balances at consolidated level, supplier level, and Business Unit level?	7-45
How are AP balances trending for a particular supplier over last 8 quarters?	7-45
What are the top 10 suppliers with maximum AP outstanding?	7-46
Whether the company was able to meet the guided revenue growth for past quarters or years?	7-46
How is the actual performance vs the budgeted performance of top Balance Sheet metrics for the last quarter or year?	7-47
What is the trend for profitability metrics actual vs budget and direction of variance?	7-47
Is higher than anticipated OPEX a one-off case or how is the trend for past eight quarters?	7-48
What is the split of budgeted receivables by entity or ledgers?	7-48
What is the budgeted revenue activity on monthly or quarterly basis?	7-48
What is the target revenue for next quarter in best case and worst case scenario?	7-49
What is the count and amount of AP Invoices that have either Header Level Hold, Line Level Hold, or combination?	7-49
What is the outstanding AP amount for AP Invoices on Holds?	7-50
What is the current AP amount out of outstanding AP amount for Invoices on Hold?	7-50
What is the overdue AP amount out of outstanding AP amount for Invoices on Hold?	7-51
What is the average number of days for invoices on hold and the trend for past six quarters?	7-51
What is the count and amount of AP Invoices on Hold due to distribution variances?	7-52
What is the count and amount of AP Invoices on Hold due to PO matching variances?	7-52
What is the count and amount of AP Invoices on Hold due to supplier site limits?	7-53
What is the split of invoices on Hold by manual holds vs system holds?	7-53
What is the summary of invoices (count and amount) by various hold reasons and hold by user?	7-54
What is the summary of invoices (count and amount) by various release reasons and released by user?	7-54
What is the amount of AP Expenses by each Business Unit?	7-55
What is the trend of AP Expenses for the past six quarters?	7-55
What is the distribution of AP Expenses by top 10 suppliers?	7-56
What is the distribution of AP Expenses by the top five Natural Accounts or Financial Categories?	7-56
What is the distribution of AP Expenses by each of the cost center?	7-57
What is the count and amount of transactions processed over the period of time?	7-57
What is the classification of transactions processed during the period by Transaction Type and Source?	7-58
What are the payment terms and receipt methods associated with the transactions?	7-58
What is the summary of Transactions by statuses?	7-58
What is the count and amount of receipts processed over the period of time?	7-59
What is the count and amount of applied receipts?	7-59
What is the count and amount of unapplied receipts?	7-60
What is the trend for Average Receipt Days?	7-60

What is the analysis of due and overdue receipts?	7-60
What is the amount of discount Taken vs Lost?	7-61
What is the count and amount of credit memo applications during the period?	7-61
What is the analysis of credit memo applications by Business Unit, Time Period, Customers, GL Accounts, and so on?	7-62
What is the status of CM application transactions?	7-62
What is the count and amount of AR Adjustments processed during the period?	7-63
What is the analysis of AR Adjustments by Business Unit, Time Period, Customers, GL Accounts, and so on?	7-63
What is the ratio of AR Adjustments applications to Invoice %?	7-63
What is the status of AR Adjustments?	7-64
What is the count and value of AR invoices Overdue?	7-64
What is the count and value of AR Invoices Current?	7-65
What is the summary of AR invoices across aging buckets, count and value?	7-65
What is the summary of AR invoices overdue with respect to their aging buckets and payment terms?	7-66
What is the trend of outstanding AR Balances by Customer or Business Unit?	7-66
What is the AR account activity for the period and balance amount by Business Unit?	7-67
How are AR balances trending for a particular customer over the last eight quarters?	7-67
What are the top 10 customers with maximum AR outstanding?	7-68
What is the trend for operating revenue for past 6 quarters by Ledger, Legal Entity, Billing BU, etc?	7-68
What is the revenue mix by geography, business units, product lines, SKU, key customers, transaction source, transaction type?	7-68
What is the distribution of Revenue by top 10 customer accounts?	7-69
What is the contribution of non operating revenue and trend for past quarters?	7-69
What is the distribution of revenue by top 5 revenue accounts?	7-70
What is the amount of deferred revenue further classified by long term and short term deferred revenue?	7-70
What is the revenue recognition for the fiscal period in comparison to billings in prior periods (Bill in Advance) or billing in future (Bill in Arrears)?	7-71
What is the breakdown of inter company revenue vs external revenue based on AR transaction type, transaction source?	7-71
What is the Revenue mix from services, subscription fees, material installation, merchant fees, sale of goods, etc?	7-72
What is the summary as well as detailed analysis of revenue vs billed amount (including taxes) in Transaction Currency, Ledger Currency, Analytics Currency?	7-72
How to reconcile GL Balances/Journals and all contributing subledger transactions including manual journals in GL with post SLA accounting details in a single consolidate report?	7-73
How to analyze GL Balances/Journals with the ability to get the extended details of subledger transaction attributes and accounting events?	7-73
How to get consolidated abstract view of GL account activity for a period and associated subledger transaction activity?	7-74

How to facilitate intuitive drill to details for GL Balances, Journals or subledger transactions for detailed analysis with minimum number of clicks?	7-75
How to support account analysis across multi period, multi ledger at detailed or roll up account levels across Chart of Account Segments?	7-75
How to monitor GL accounts with respect to accounting and posting activity for all contributing transactions during an accounting period?	7-76
How much did the organization spend with suppliers, commodities, buyers, cost center, contracts vs non contracts, leakage etc.?	7-77
Identify items and categories with cost-saving potential in procurement operations based on prices.	7-77
Identify the key areas for improving process efficiencies.	7-78
Identify items, categories, and suppliers with compliance issues in their purchase agreements.	7-79
What is the employee expense Spend by Business Units?	7-79
What are the top expense reports which are paid?	7-80
What is the total expenses by number of expense reports for employee, manager, organization, cost centers?	7-80
What is the Total Expense Trend for last few quarters?	7-80
Which are top cost centers by employee expenses?	7-81
What is the expense breakdown by expense type?	7-81
What is the number of expenses which are filed late?	7-82
Who are the top managers by expenses?	7-82
Which are the top cost centers and organizations with Audit violations for expense reports which are paid?	7-82
What is the percentage of reports which are Auto approved?	7-83
What is the trend in Credit vs Cash expense?	7-83
What are the cycle times for report submission, filing, approvals?	7-84
What commodities and services have been purchased, in what volume and price?	7-84
How is purchase distributed across suppliers?	7-85
Is a company using strategic suppliers and contracts effectively?	7-85
What are my purchase volume across business units?	7-86
What is my contract vs off contract spend?	7-86
What are cycle times in terms of PR and PO Approval, PR to PO conversion?	7-87
How many times are we amending purchase orders and whether amendment initiation is internal or external?	7-87
How many approvers on a average are approving purchase orders?	7-88
What are my lead time standard and variances in purchase cycles?	7-88
What are purchase orders creation sources and corresponding requisition sources?	7-89
When were products shipped and what is the average delivery times?	7-89
Which suppliers deliver consistently on time?	7-90
What is accepted and rejected rates for commodities, by suppliers?	7-90
What are return rates for suppliers?	7-91
What receipts are created manually or through ASNs?	7-91

What are my processing and post processing lead time standards and variances for an Item?	7-92
What are my products and services for which we have agreements?	7-92
What are the agreements utilization rates?	7-93
Which agreements are under utilized?	7-93
Which agreements are utilized before expiry?	7-94
What are the creation sources for agreements?	7-94
What are my cycle times for agreement approvals?	7-95
What are my negotiation to agreement approval cycle times?	7-95
How many times are we amending agreements and whether amendment initiation is internal or external?	7-96
How many approvers on a average are approving agreements?	7-96
How long does it take for purchase requisitions to get approved?	7-97
What is the centralized view of all procurement requests for purchasing department?	7-97
What is the classification of purchase requisitions by status, type, source of created for a period and associated purchase order details?	7-98
How many non-catalog purchase requisitions are created by volume, item, and amount?	7-98
What is the actual cost by Project and Task?	7-99
What is the actual cost by Project Type?	7-99
What is the actual cost by Project Organization?	7-100
What is the actual cost by GL Account for a specific period?	7-100
What are the expenditures that contributed to the actual costs?	7-100
What are the costs by expenditure type and category?	7-101
What % of costs have been Capitalized?	7-101
What % of cost have been billed?	7-102
What is the actual cost by Project Class codes?	7-102
What are the ITD, YTD and PTD actual costs?	7-103
What is the Labor cost and effort breakup by Employee, Job?	7-103
What is the trend of cost?	7-103
What is the total project cost by Project Organization, Project Type, Expenditure type, Expenditure Category, Expenditure Organization?	7-104
What is the trend of Project Cost by Organization, Project type etc?	7-104
What is the overall net book value for PP&E assets and trend over multiple periods by entity, asset book,etc?	7-105
What is the period active asset unit details for particular asset category and trend details?	7-105
What is the period active asset mix across various asset categories?	7-106
What is the asset mix across various asset types CIP, Capitalized, Expensed?	7-106
What are the period wise last active asset employee assignment details?	7-106
Summary of assets by original cost, salvage value, net book value by entity, category, time historic, etc.	7-107
What is the average life of asset by asset category?	7-107

What is summary of assets which has exceeded economic life or nearby end of life?	7-108
How to track asset book health, lifecycle tracking with historic data?	7-108
What is the summary of asset addition/ CapEx for a particular entity, asset book, asset category?	7-109
What are the source document details for asset additions?	7-109
What is the trend of asset retirement over a period of time in terms of cost retired, NBV retired?	7-109
What are the details of asset retired by various asset categories?	7-110
What is the average cost of removal per unit for retired assets?	7-110
What is the amount of assets revalued during past 6 quarters?	7-111
What is the amount and quantity of assets reclassified during the period?	7-111
What is the amount and quantity of assets adjusted by transaction type and GL accounts, segments?	7-112
What is the total commitment cost by Project?	7-112
What are the outstanding requisitions, purchase orders and supplier invoices by Project that still have commitment costs?	7-113
Job Roles	7-113
Overview	7-113
Account Payable Invoice Supervisor	7-113
Account Payable Payment Supervisor	7-116
Accounts Payable Manager	7-118
Accounts Payable Specialist	7-120
Accounts Payable Supervisor	7-123
Accounts Receivable Manager	7-125
Accounts Receivable Specialist	7-127
Asset Accountant	7-129
Asset Accounting Manager	7-131
Buyer	7-132
Category Manager	7-133
Expense Manager	7-135
Financial Analyst	7-136
General Accountant	7-137
General Accounting Manager	7-139
Procurement Contract Administrator	7-141
Procurement Manager	7-142
Project Accountant	7-144
Project Administrator	7-145
Project Manager	7-146
Purchase Analysis	7-146
Warehouse Manager	7-148
Duty Roles	7-148
Overview	7-148

Accounts Payable Aging Analysis Duty	7-149
Accounts Payable Expenses Analysis Duty	7-149
Accounts Payable Holds Analysis Duty	7-150
Accounts Payable Invoices Analysis Duty	7-151
Accounts Payable Liabilities Analysis Duty	7-152
Accounts Payable Payments Analysis Duty	7-152
Accounts Receivable Adjustments Analysis Duty	7-153
Accounts Receivable Aging Analysis Duty	7-153
Accounts Receivable Credit Memo Applications Analysis Duty	7-154
Accounts Receivable Receipts and Applications Analysis Duty	7-155
Accounts Receivable Revenue Analysis Duty	7-155
Accounts Receivable Transactions Analysis Duty	7-156
Employee Expense Analysis Duty	7-157
Fixed Asset Analysis Duty	7-157
Fixed Asset Transactions Analysis Duty	7-158
General Ledger Account Analysis Duty	7-159
General Ledger Balance Sheet Analysis Duty	7-160
General Ledger Budget Analysis Duty	7-160
General Ledger Detail Transactions Analysis Duty	7-161
Procurement Purchase Agreement Analysis	7-162
Procurement Purchase Order Analysis Duty	7-163
Procurement Purchase Receipts Analysis Duty	7-163
Procurement Requisitions Analysis Duty	7-164
Procurement Spend Analysis Duty	7-165
Profitability Analysis Duty	7-166
Project Costing Commitments Analysis Duty	7-166
Project Costing Costs Analysis Duty	7-167
Subject Area Metric Details	7-168
Overview	7-168
Assets	7-168
Financials — Assets Analysis	7-168
Financials — Assets Transactions	7-169
General Ledger	7-170
Overview	7-170
Financials—GL Account Analysis	7-170
Financials—GL Balance Sheet	7-170
Financials—GL Budgets	7-174
Financials—GL Detail Transactions	7-175
Financials—GL Profitability	7-175
Expenses	7-180
Overview	7-180

Financials — EXM Employee Expenses	7-180
Payables	7-181
Overview	7-181
Financials—AP Aging	7-181
Financials—AP Expenses	7-183
Financials—AP Holds	7-183
Financials—AP Invoices	7-185
Financials—AP Liabilities	7-185
Financials—AP Payments	7-186
Receivables	7-187
Overview	7-187
Financials—AR Adjustments	7-188
Financials—AR Aging	7-188
Financials—AR Credit Memo Applications	7-189
Financials—AR Receipts and Applications	7-190
Financials—AR Revenue	7-191
Financials—AR Transactions	7-191
Procurement	7-192
Overview	7-192
Procurement—Agreements	7-192
Procurement—Purchase Orders	7-194
Procurement—Receipts	7-197
Procurement—Requisitions	7-198
Procurement—Spend	7-200
Projects	7-203
PPM - Project Costs	7-204
PPM - Project Commitments	7-212
Descriptive Flexfield (DFF)	7-213
General Ledger	7-213
Payables	7-214
Receivables	7-214
Assets	7-215
Purchasing	7-215
Projects	7-215
Expenses	7-216

8 Prebuilt

Overview	8-1
Prebuilt Analyses	8-1
Overview	8-1

General Ledger	8-1
Payables	8-3
Receivables	8-4
Expenses	8-4
Assets	8-5
Purchasing	8-5
Projects	8-6
Prebuilt KPIs	8-6
Overview	8-6
Assets	8-6
Expenses	8-7
General Ledger	8-7
Payables	8-10
Receivables	8-14
Procurement	8-17
Projects	8-24
Prebuilt Decks and Cards	8-25
Overview	8-25
Prebuilt Decks and Cards - Financials	8-25
Prebuilt Decks and Cards - Procurement	8-25

A Frequently Asked Questions

B Troubleshooting

Preface

Topics:

- [Audience](#)
- [Documentation Accessibility](#)
- [Diversity and Inclusion](#)
- [Related Documentation](#)
- [Conventions](#)

Audience

This document is intended for Oracle Fusion Analytics Warehouse consumers and authors using the Services to run a business..

Documentation Accessibility

For information about Oracle's commitment to accessibility, visit the Oracle Accessibility Program website at <http://www.oracle.com/pls/topic/lookup?ctx=acc&id=docacc>.

Access to Oracle Support

Oracle customers that have purchased support have access to electronic support through My Oracle Support. For information, visit <http://www.oracle.com/pls/topic/lookup?ctx=acc&id=info> or visit <http://www.oracle.com/pls/topic/lookup?ctx=acc&id=trs> if you are hearing impaired.

Diversity and Inclusion

Oracle is fully committed to diversity and inclusion. Oracle respects and values having a diverse workforce that increases thought leadership and innovation. As part of our initiative to build a more inclusive culture that positively impacts our employees, customers, and partners, we are working to remove insensitive terms from our products and documentation. We are also mindful of the necessity to maintain compatibility with our customers' existing technologies and the need to ensure continuity of service as Oracle's offerings and industry standards evolve. Because of these technical constraints, our effort to remove insensitive terms is ongoing and will take time and external cooperation.

Related Documentation

These related Oracle resources provide more information.

- Oracle Cloud <http://cloud.oracle.com>

- Administering Oracle Fusion Analytics Warehouse
- Using Oracle Fusion Analytics Warehouse
- Visualizing Data and Building Reports in Oracle Analytics Cloud

Conventions

The following text conventions are used in this document.

Convention	Meaning
boldface	Boldface type indicates graphical user interface elements associated with an action, or terms defined in text or the glossary.
<i>italic</i>	Italic type indicates book titles, emphasis, or placeholder variables for which you supply particular values.
<code>monospace</code>	Monospace type indicates commands within a paragraph, URLs, code in examples, text that appears on the screen, or text that you enter.

1

Introduction

Overview

This guide lists the predefined objects in Oracle Fusion ERP Analytics. You can find information about tables, entity relationships, subject area, job roles, duty roles, associated business questions, metric details, prebuilt analyses, prebuilt KPIs, and prebuilt decks and cards.

2

Tables

Overview

This section provides details of tables such as key columns, data types, and table descriptions. Use the "Referred Table" and "Referred Column" information to decide on the join condition between Fact and Dimension tables.

Download this [ZIP file](#) that contains available tables that apply to the current version of Oracle Fusion ERP Analytics. Once the file downloads, extract the file, open the folder, and then open the release-specific Index.html file. For example, click **22.R1_Feb2022_Fusion_ERP_Analytics_Index.html**.

3

Relationship Diagram

Overview

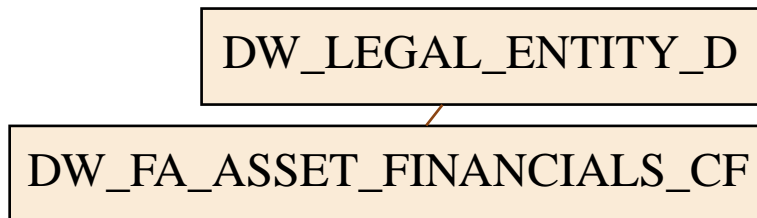
This chapter provides diagrams that define the logical relationship of a Fact table with different dimension tables. Refer to the Tables section for information regarding the join conditions between the Fact tables and dimensions.

Relationship Diagram Details

Assets

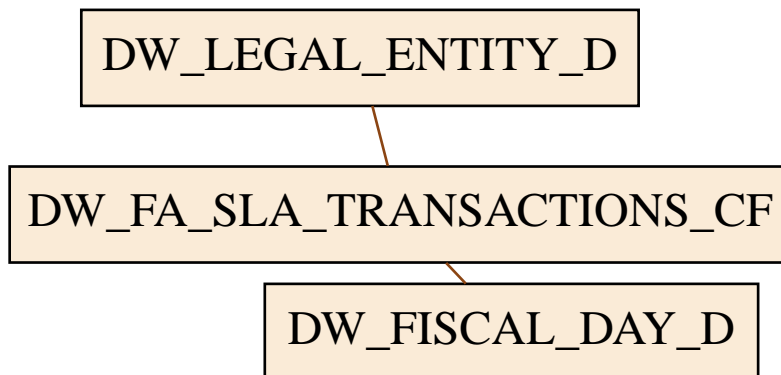
DW_FA_ASSET_FINANCIALS_CF

This data model represents the DW_FA_ASSET_FINANCIALS_CF relationships with Dimensions.



DW_FA_SLA_TRANSACTIONS_CF

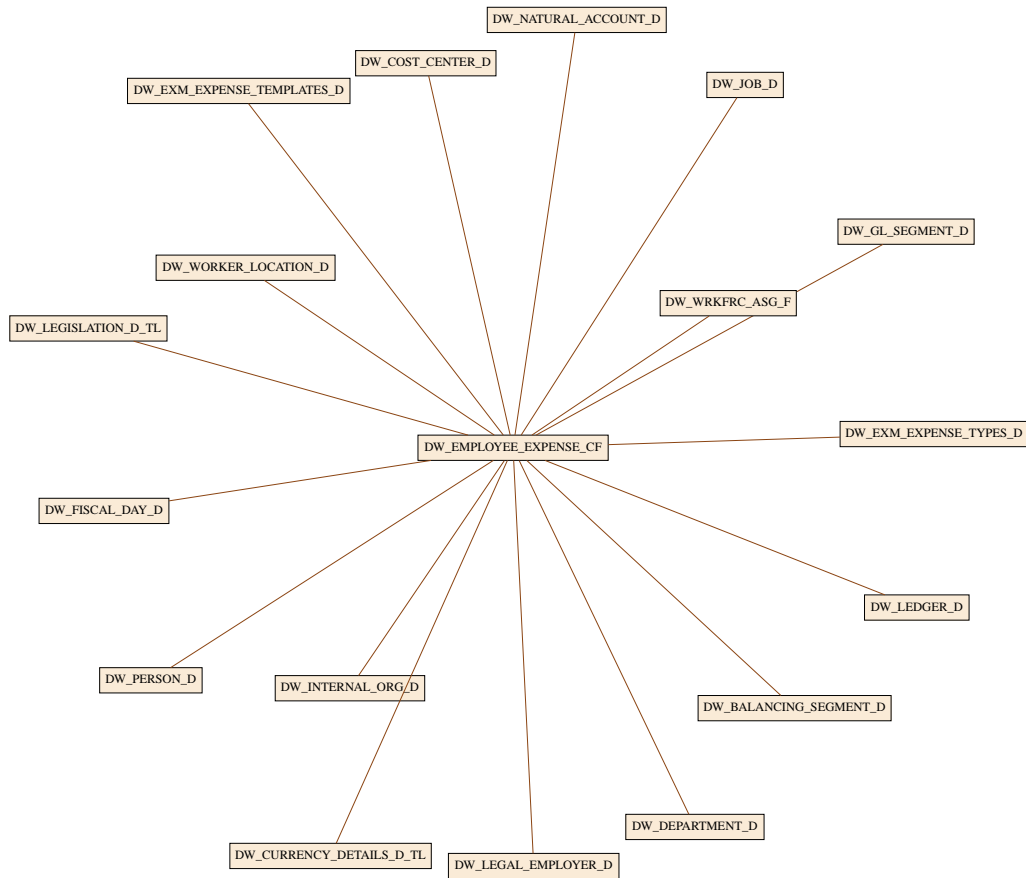
This data model represents the DW_FA_SLA_TRANSACTIONS_CF relationships with Dimensions.



Expenses

DW_EMPLOYEE_EXPENSE_CF

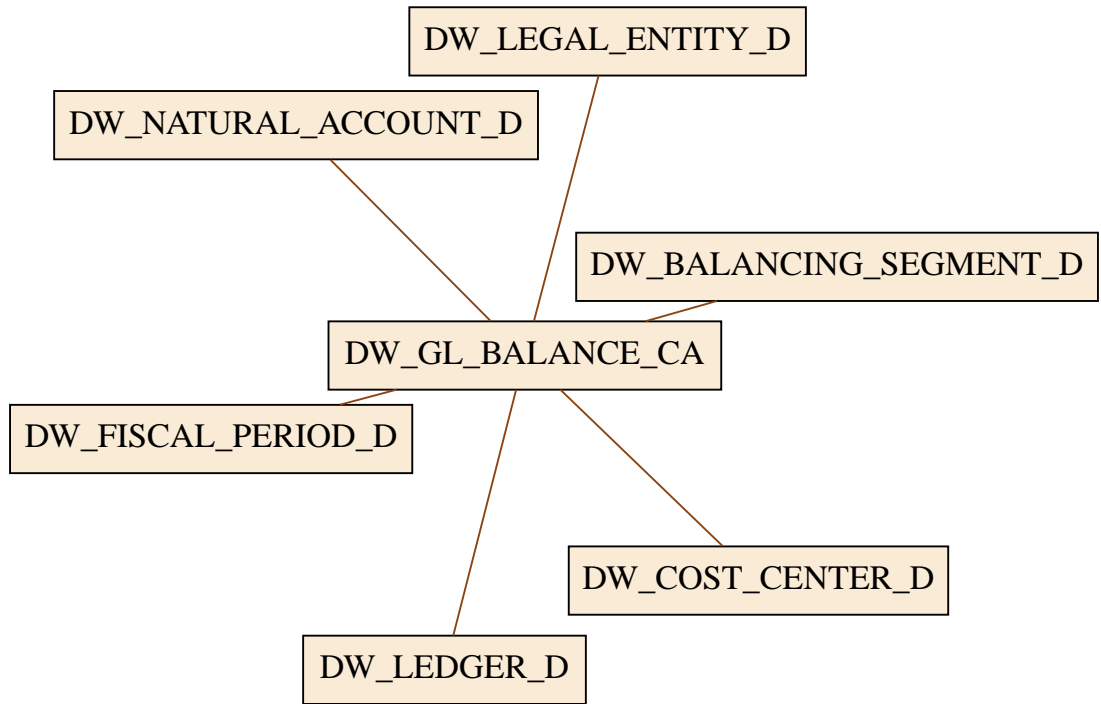
This data model represents the DW_EMPLOYEE_EXPENSE_CF relationships with Dimensions.



General Ledger

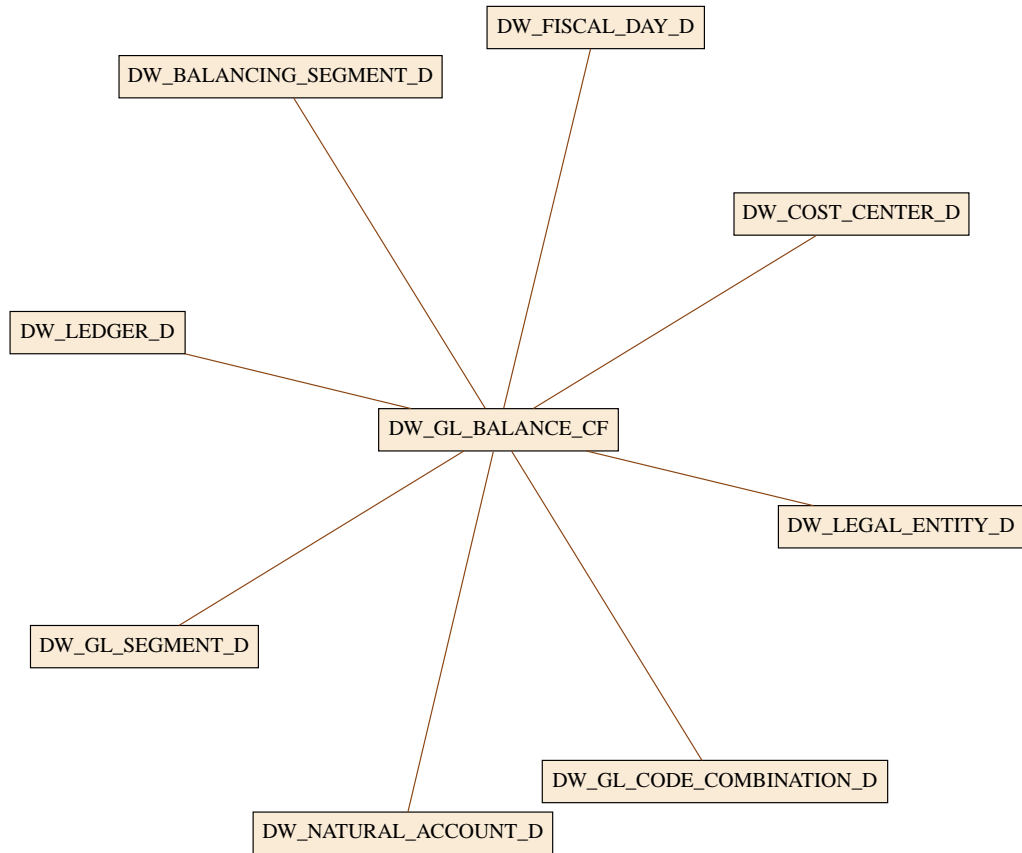
DW_GL_BALANCE_CA

This data model represents the DW_GL_BALANCE_CA relationships with Dimensions.



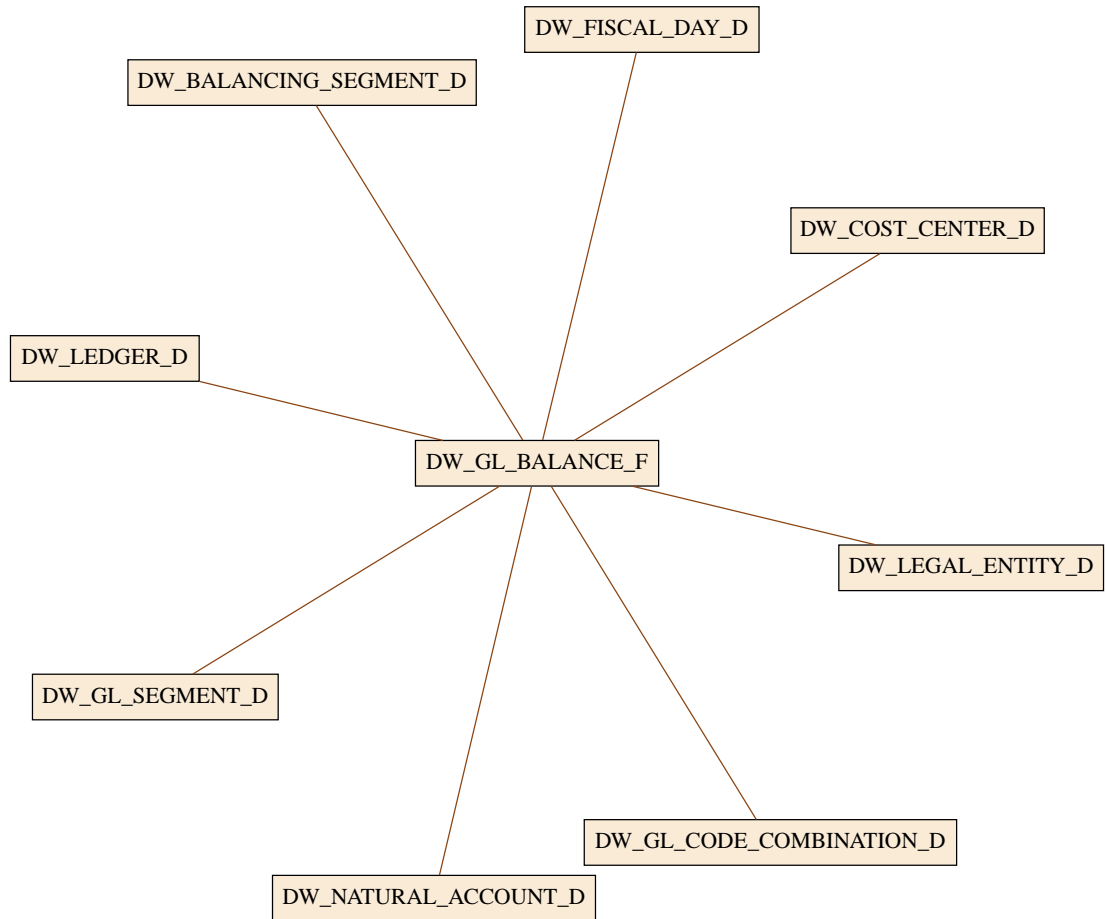
DW_GL_BALANCE_CF

This data model represents the DW_GL_BALANCE_CA relationships with Dimensions.



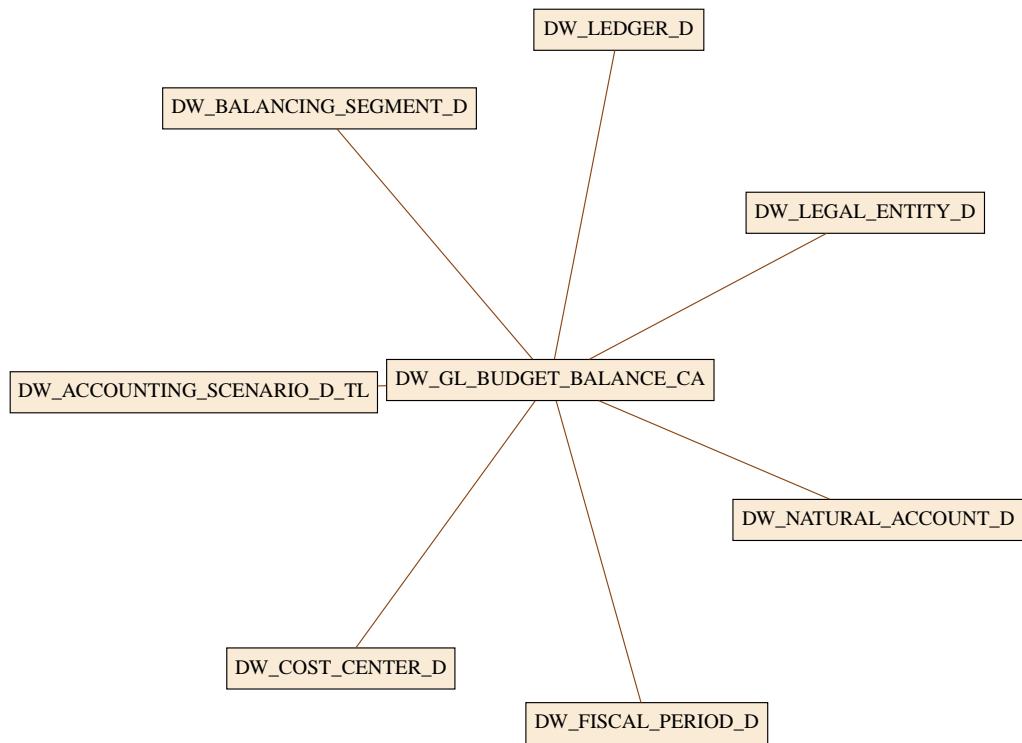
DW_GL_BALANCE_F

This data model represents the DW_GL_BALANCE_F relationships with Dimensions.



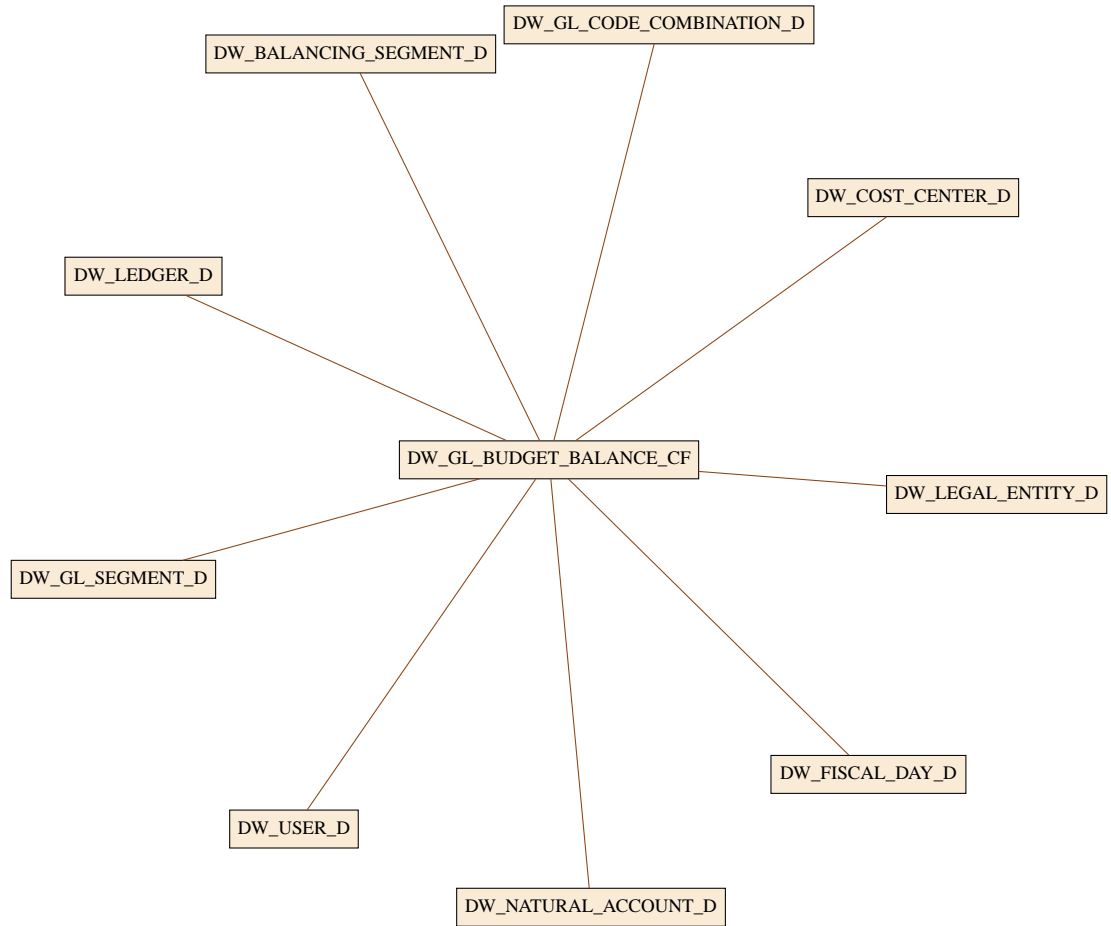
DW_GL_BUDGET_BALANCE_CA

This data model represents the DW_GL_BUDGET_BALANCE_CA relationships with Dimensions.



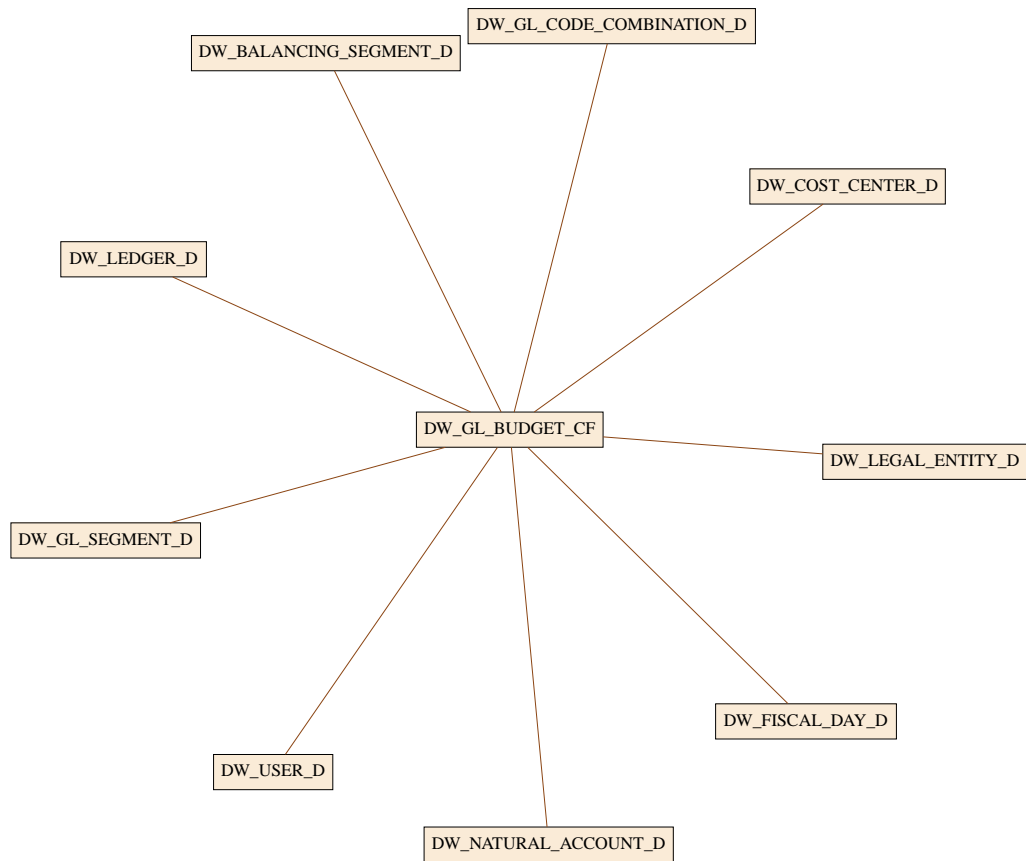
DW_GL_BUDGET_BALANCE_CF

This data model represents the DW_GL_BUDGET_BALANCE_CF relationships with Dimensions.



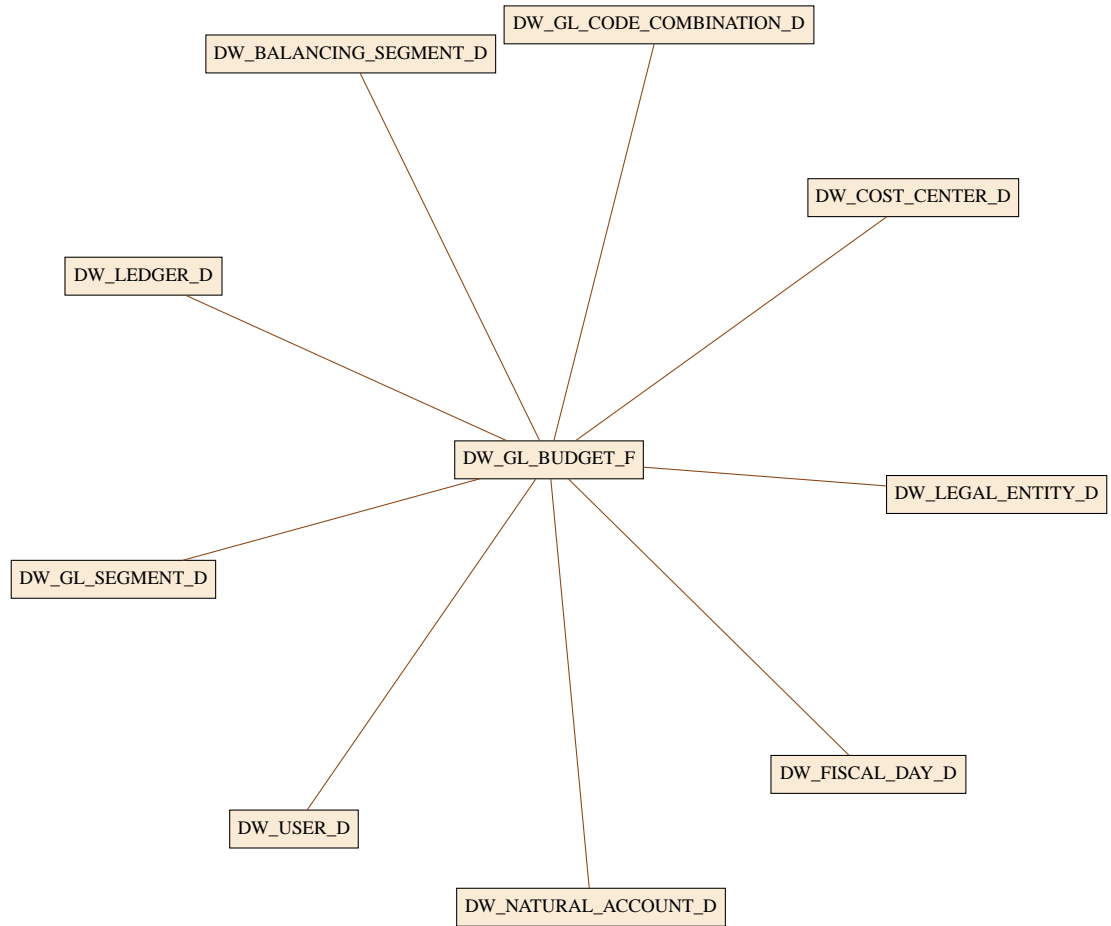
DW_GL_BUDGET_CF

This data model represents the DW_GL_BUDGET_CF relationships with Dimensions.



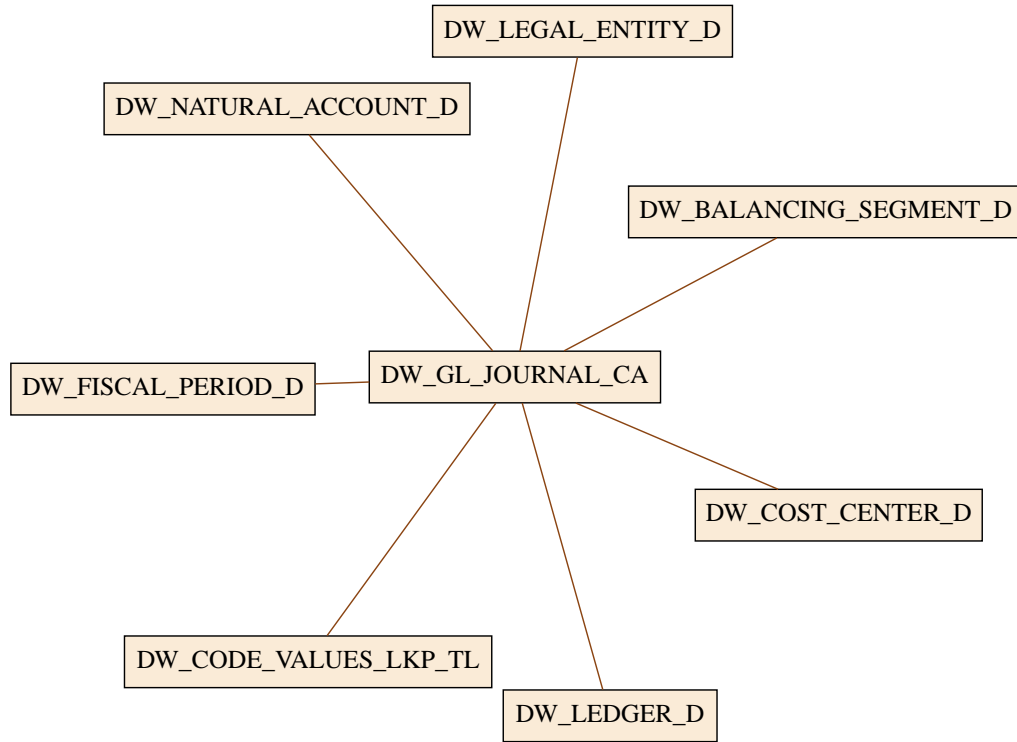
DW_GL_BUDGET_F

This data model represents the DW_GL_BUDGET_F relationships with Dimensions.



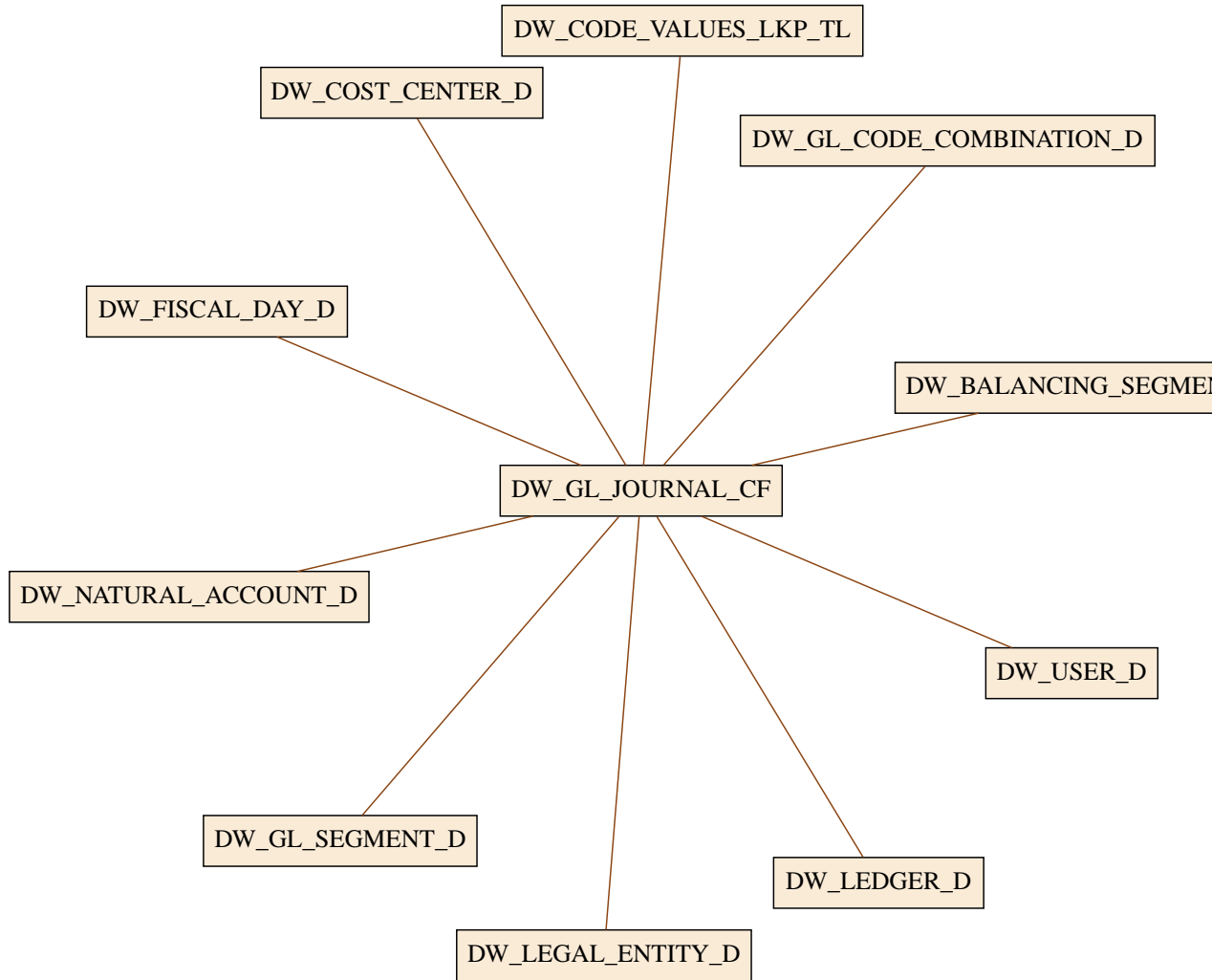
DW_GL_JOURNAL_CA

This data model represents the DW_GL_JOURNAL_CA relationships with Dimensions.



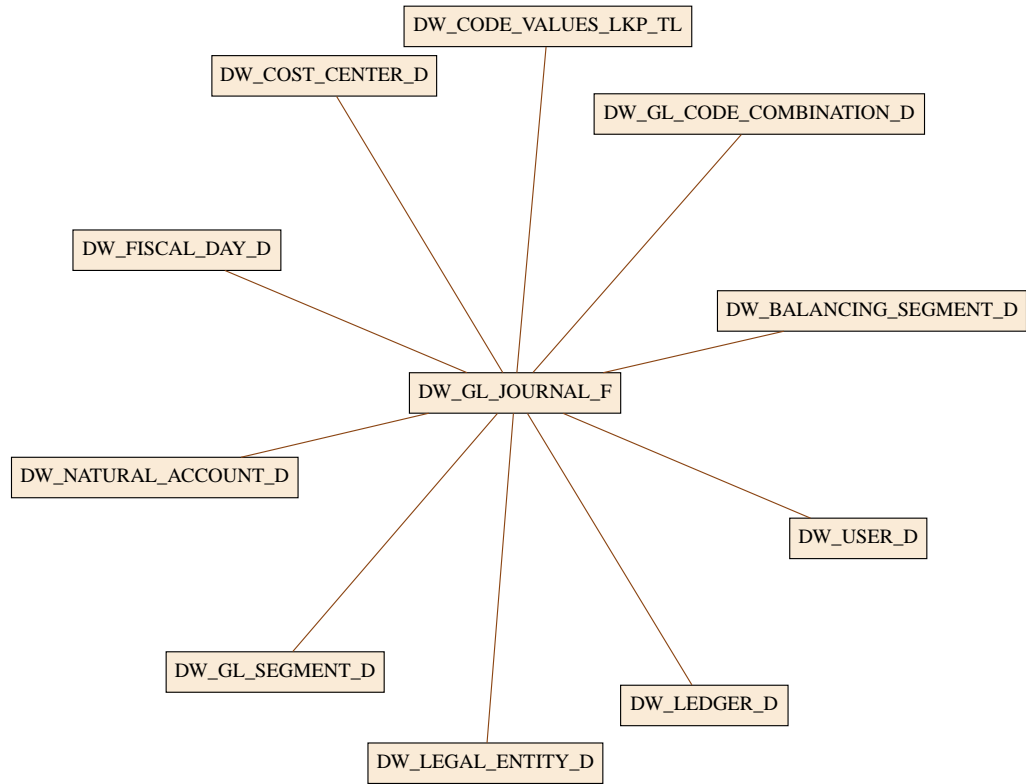
DW_GL_JOURNAL_CF

This data model represents the DW_GL_JOURNAL_CF relationships with Dimensions.



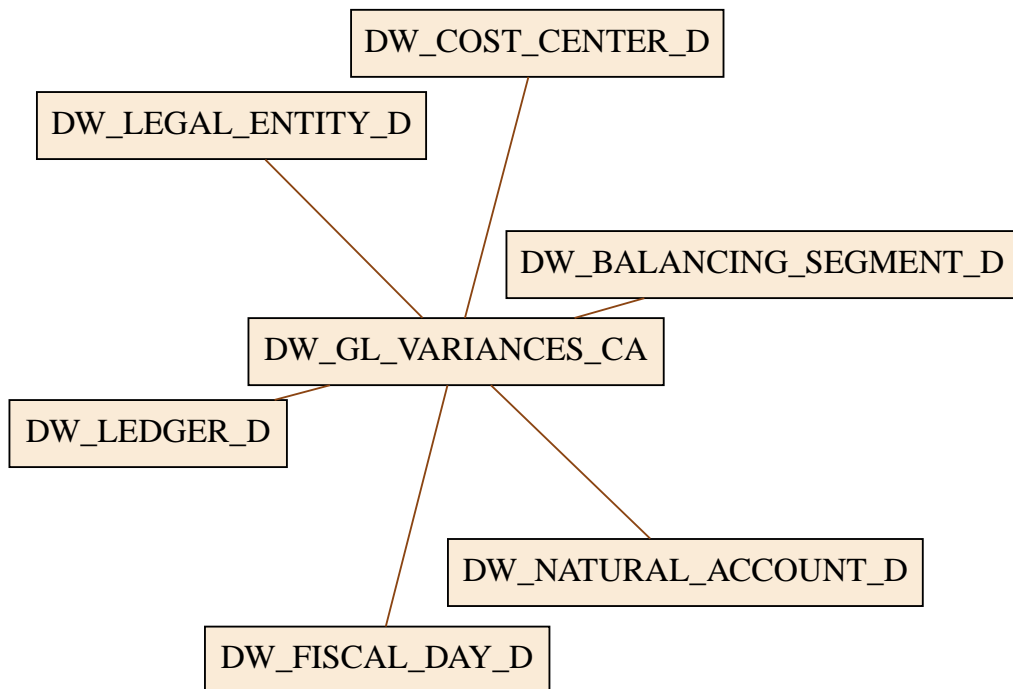
DW_GL_JOURNAL_F

This data model represents the DW_GL_JOURNAL_F relationships with Dimensions.



DW_GL_VARIANCE_CF

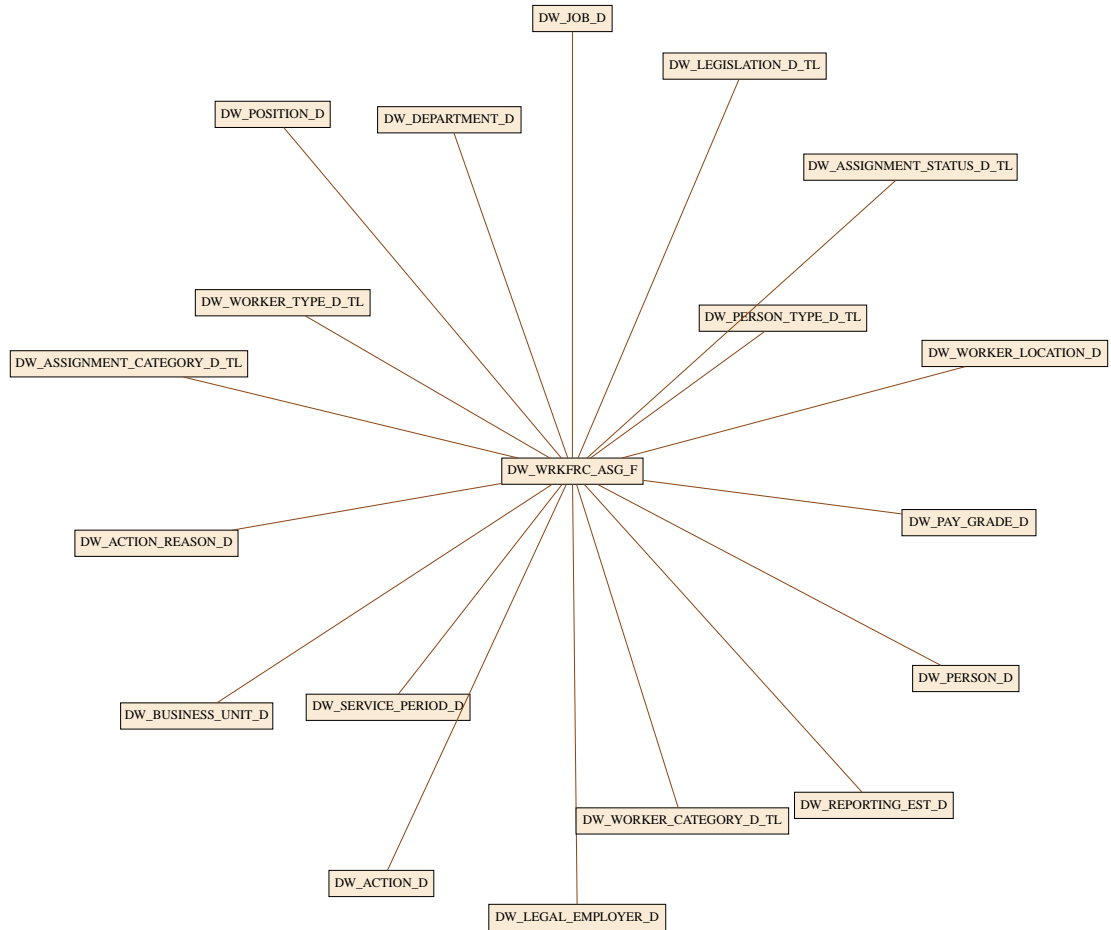
This data model represents the DW_GL_VARIANCES_CA relationships with Dimensions.



Global Human Resources

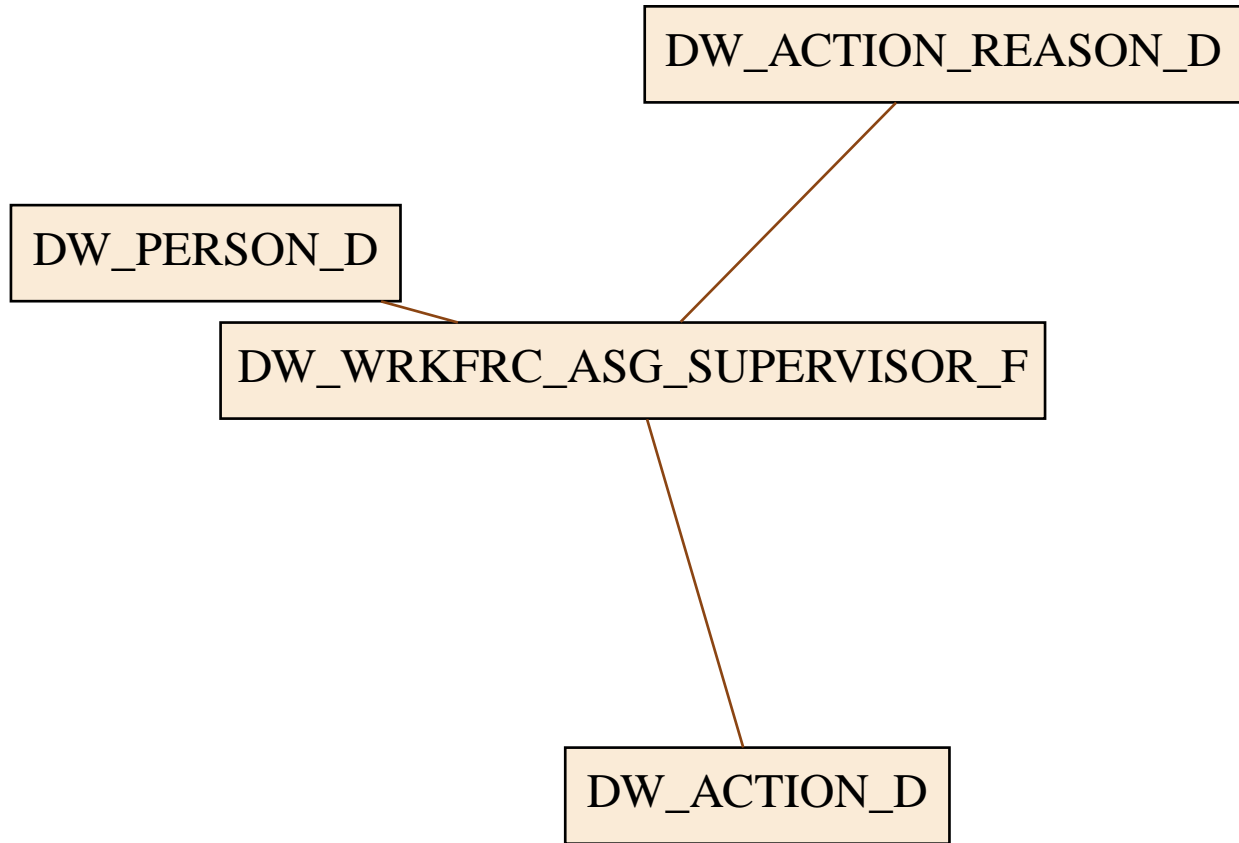
DW_WRKFRG_ASG_F

This data model represents the DW_WRKFRG_ASG_F relationships with Dimensions.



DW_WRKFRG_ASG_SUPERVISOR_F

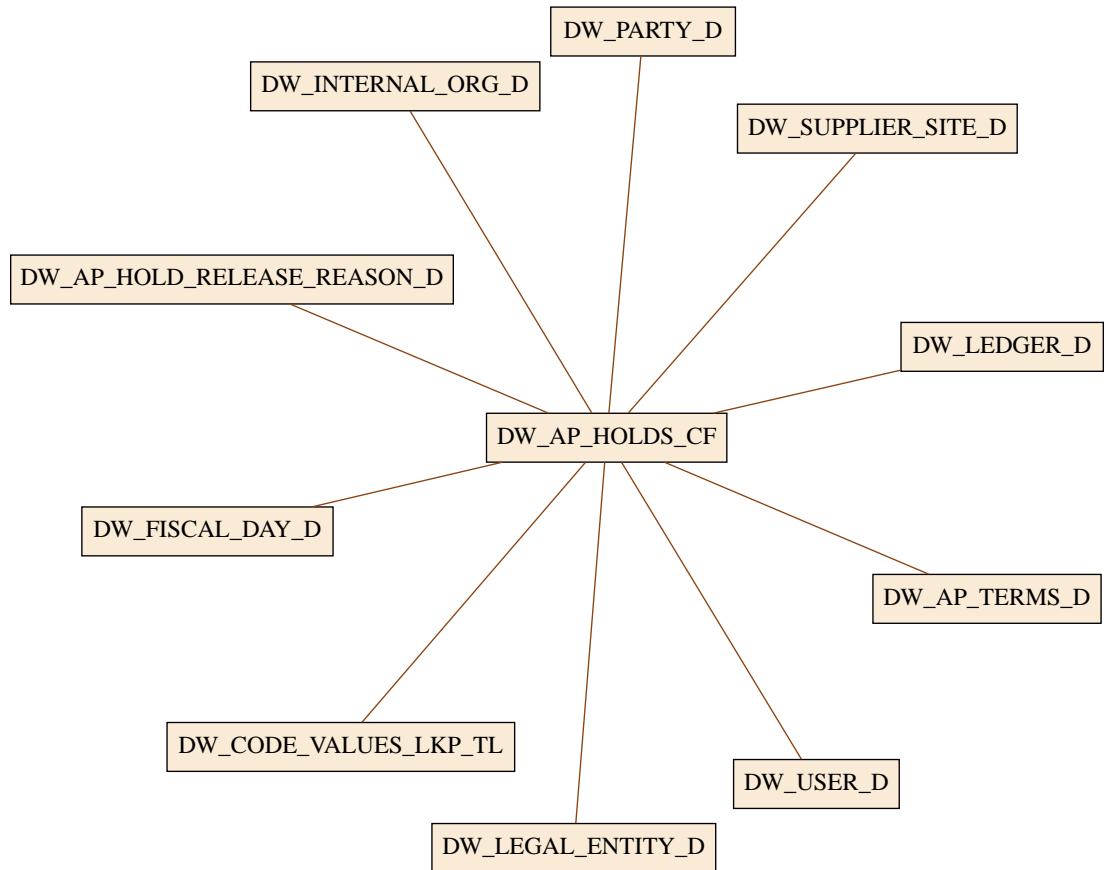
This data model represents the DW_WRKFRG_ASG_SUPERVISOR_F relationships with Dimensions.



Payables

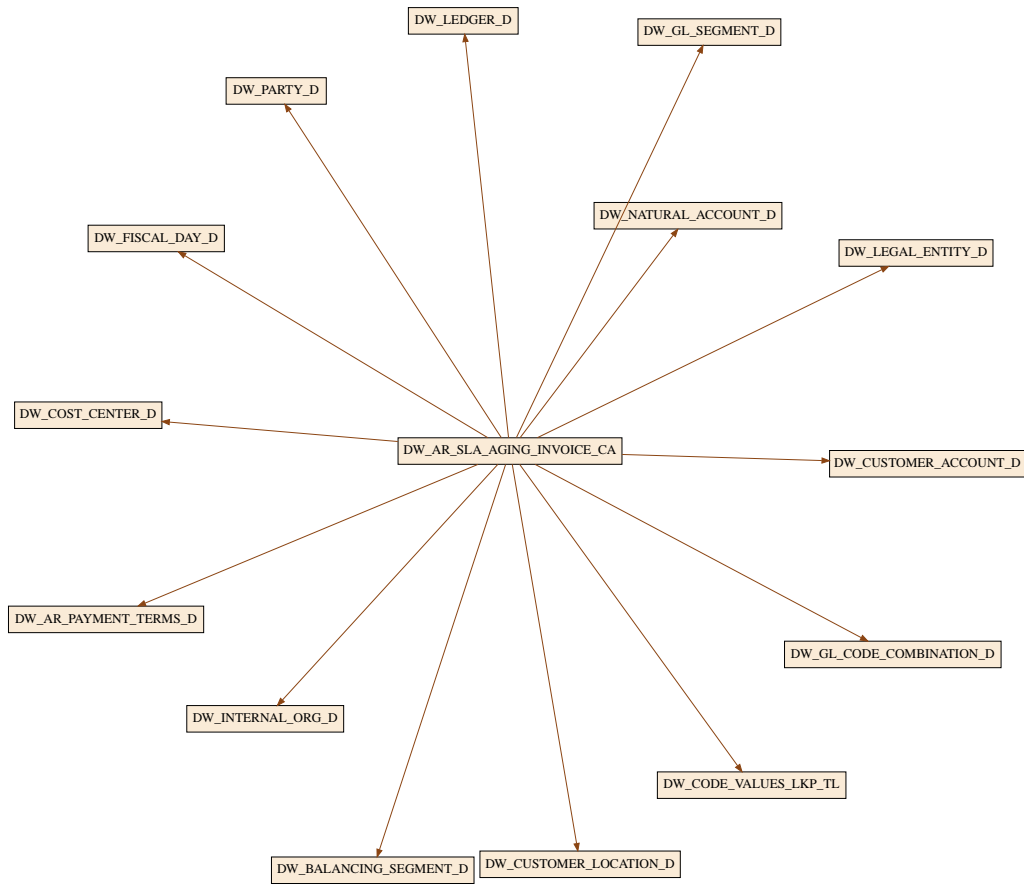
DW_AP_HOLDS_CF

This data model represents the DW_AP_HOLDS_CF relationships with Dimensions.



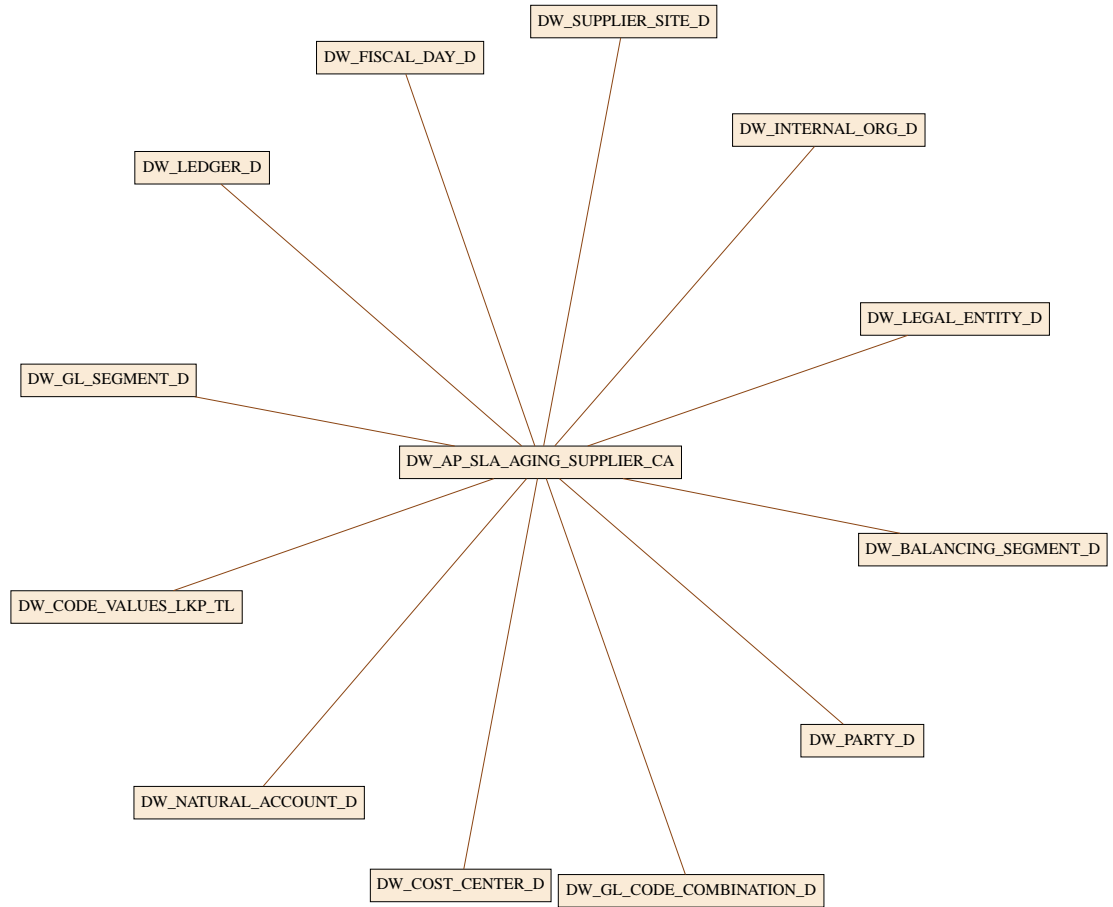
DW_AP_SLA_AGING_INVOICE_CA

This data model represents the DW_AP_SLA_AGING_INVOICE_CA relationships with Dimensions.



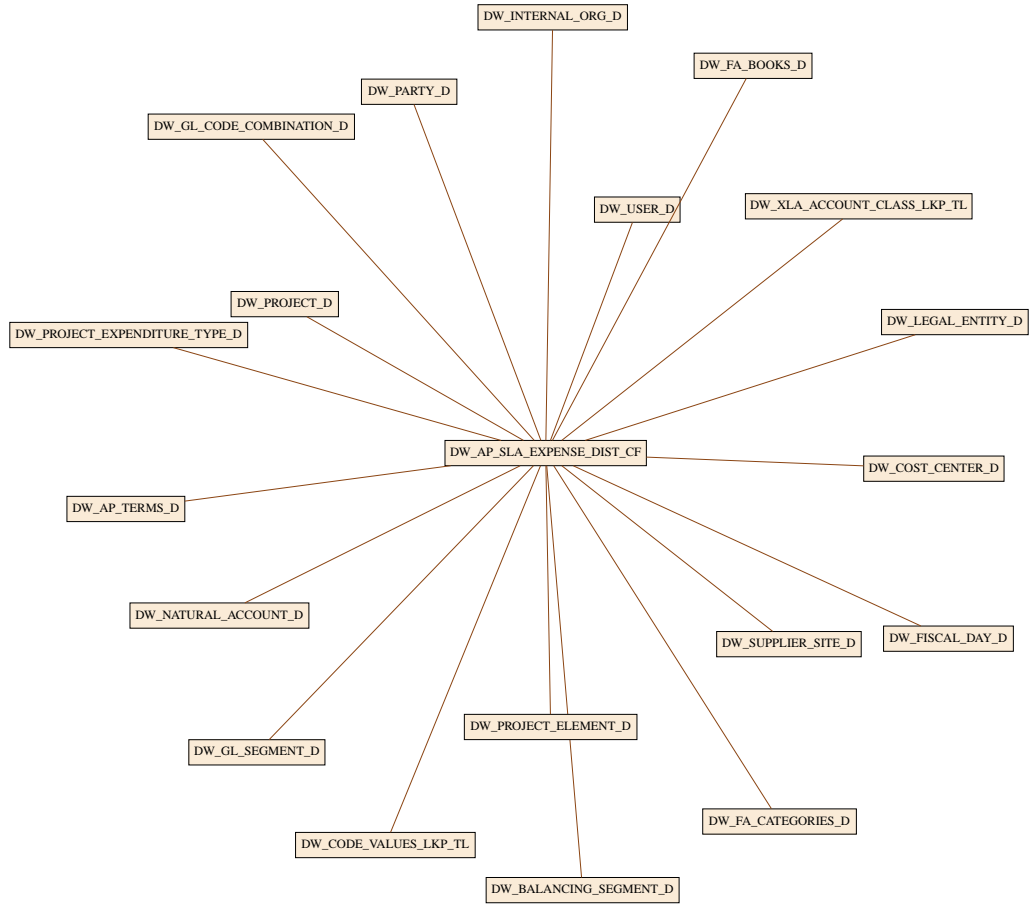
DW_AP_SLA_AGING_SUPPLIER_CA

This data model represents the DW_AP_SLA_AGING_SUPPLIER_CA relationships with Dimensions.



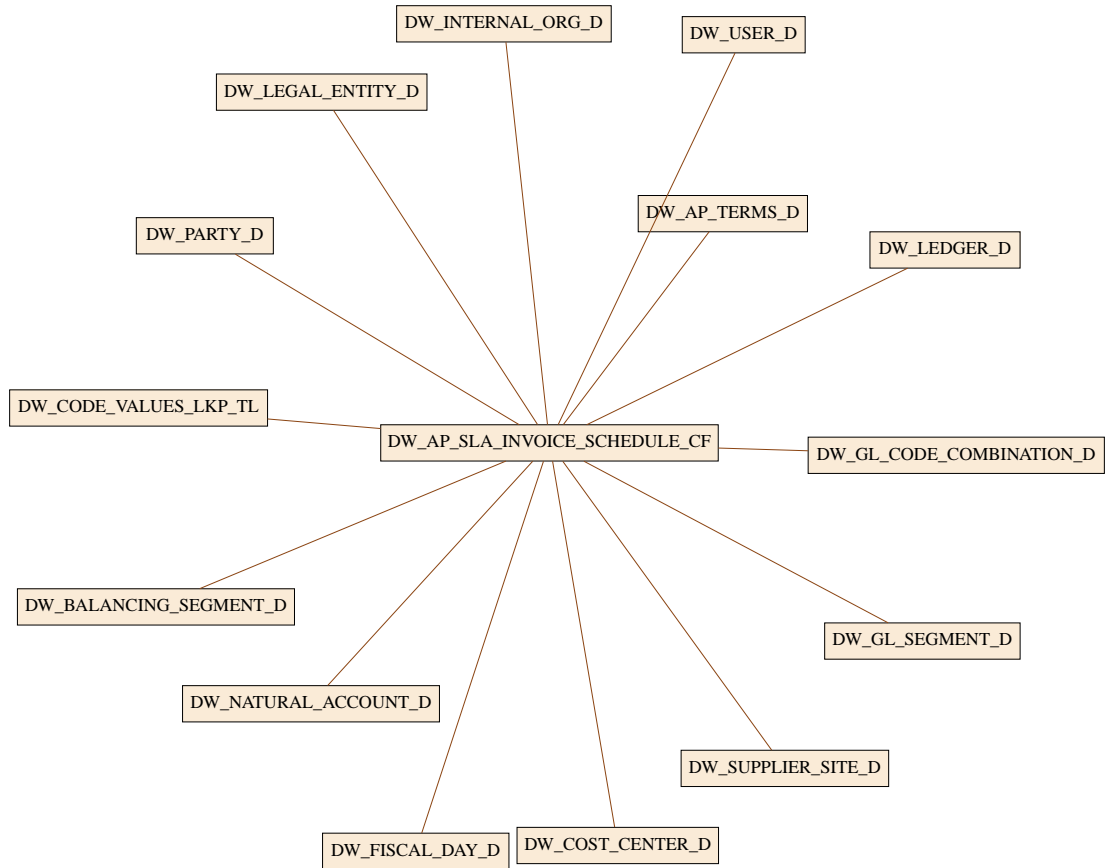
DW_AP_SLA_EXPENSE_DIST_CF

This data model represents the DW_AP_SLA_EXPENSE_DIST_CF relationships with Dimensions.



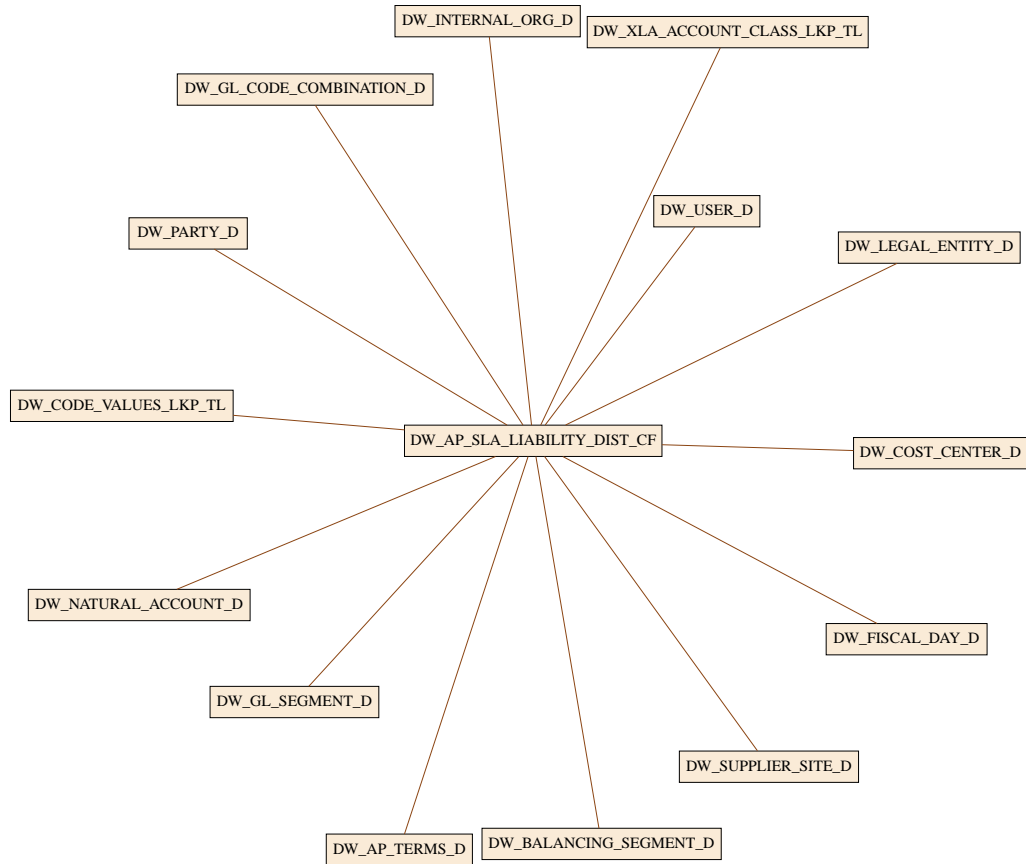
DW_AP_SLA_INVOICE_SCHEDULE_CF

This data model represents the DW_AP_SLA_INVOICE_SCHEDULE_CF relationships with Dimensions.



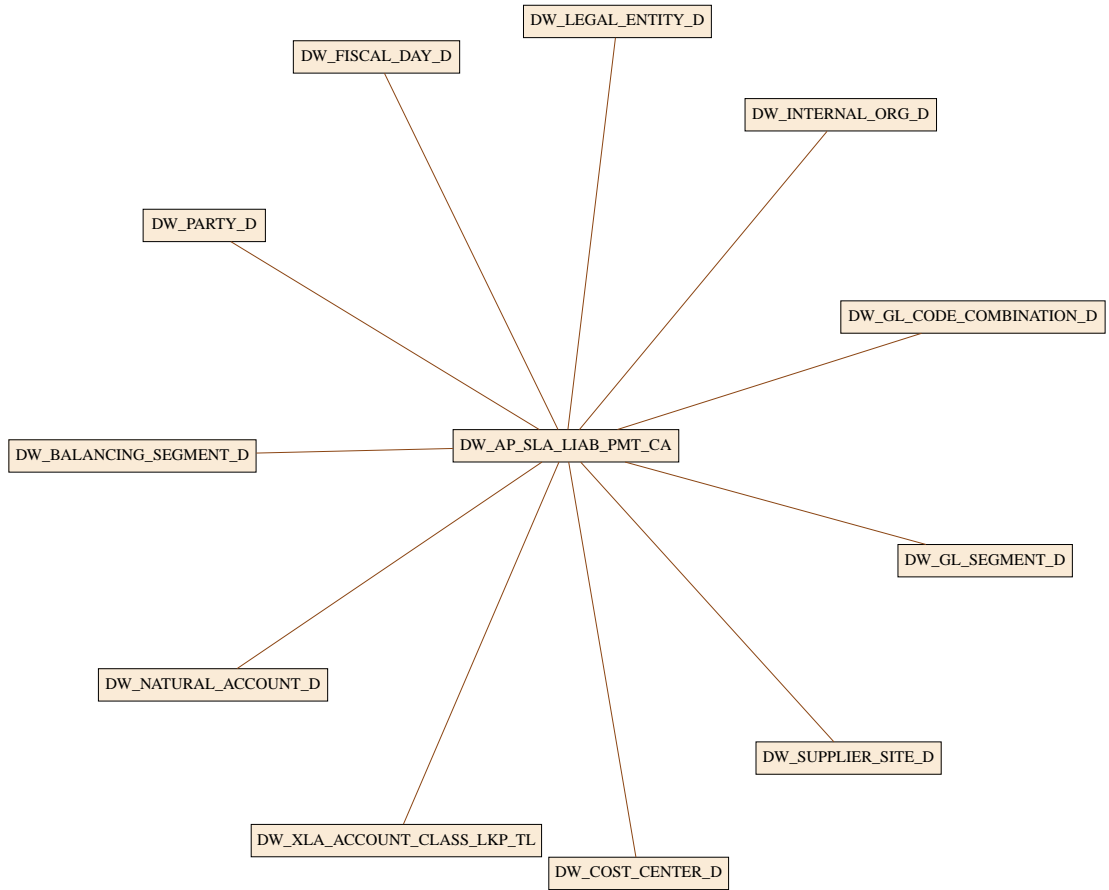
DW_AP_SLA_LIABILITY_DIST_CF

This data model represents the DW_AP_SLA_LIABILITY_DIST_CF relationships with Dimensions.



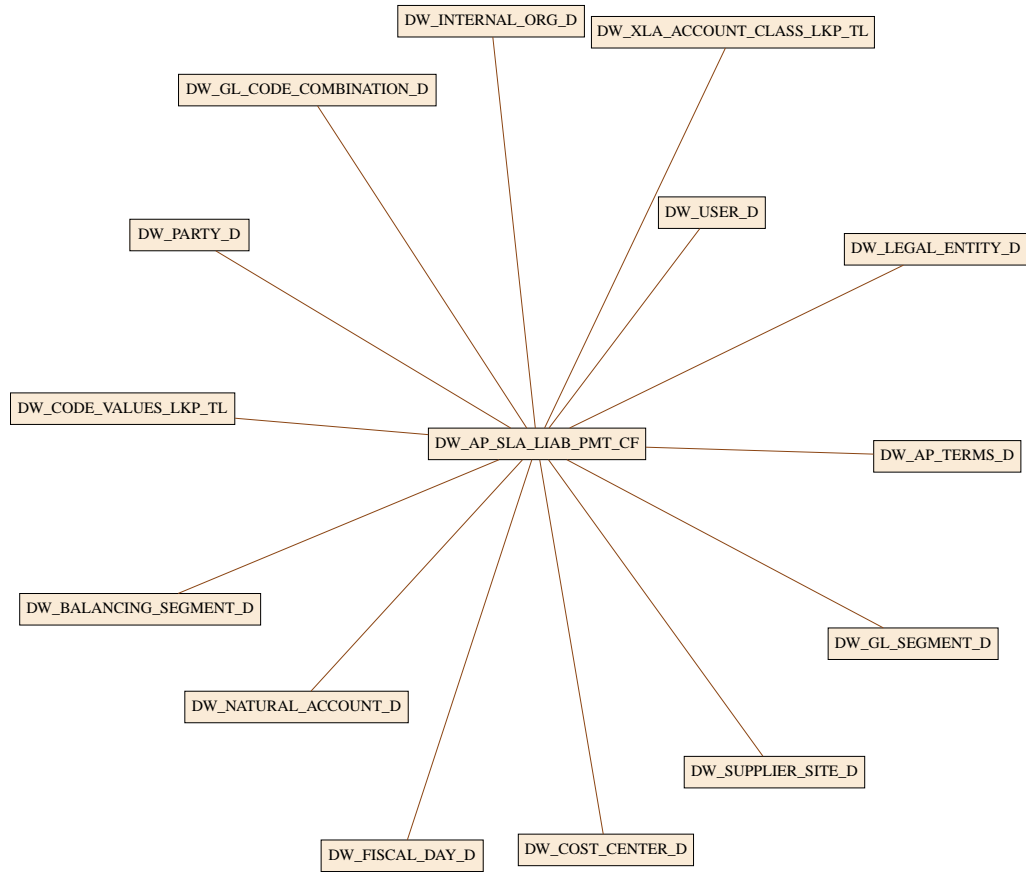
DW_AP_SLA_LIAB_PMT_CA

This data model represents the DW_AP_SLA_LIAB_PMT_CA relationships with Dimensions.



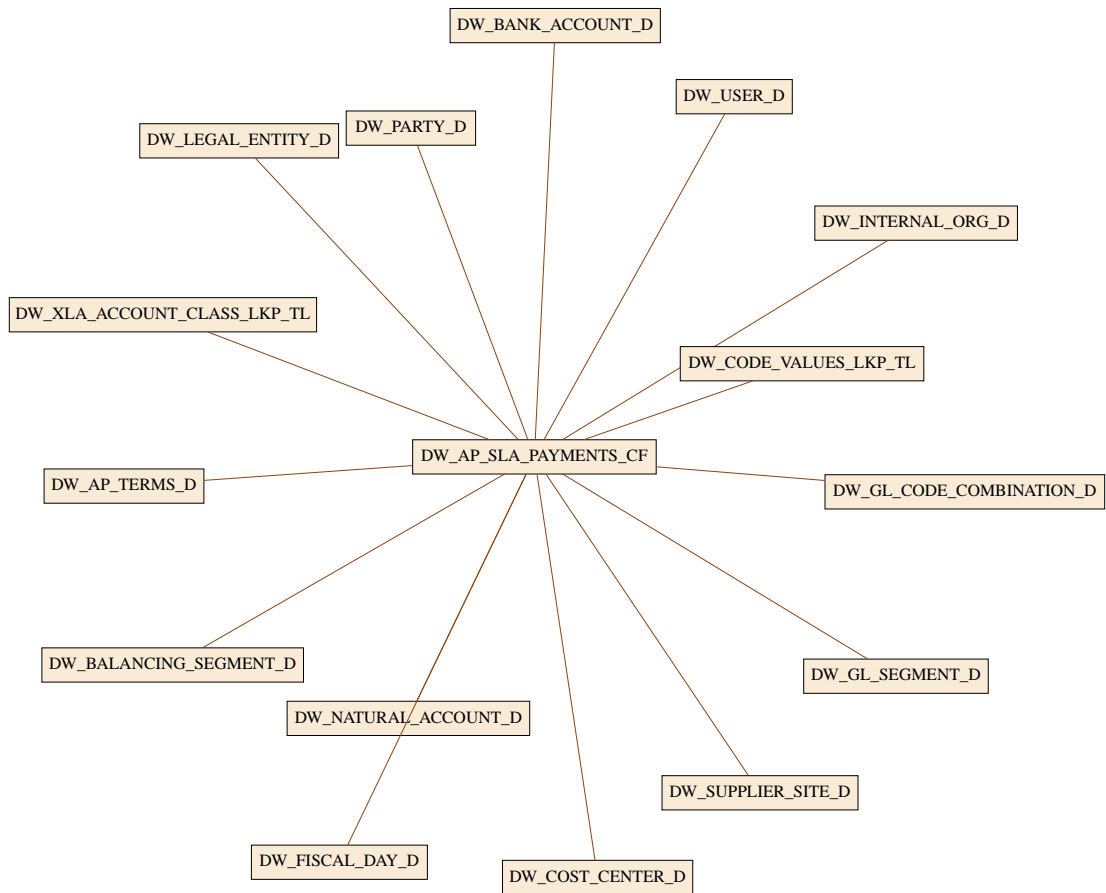
DW_AP_SLA_LIAB_PMT_CF

This data model represents the DW_AP_SLA_LIAB_PMT_CF relationships with Dimensions.



DW_AP_SLA_PAYMENTS_CF

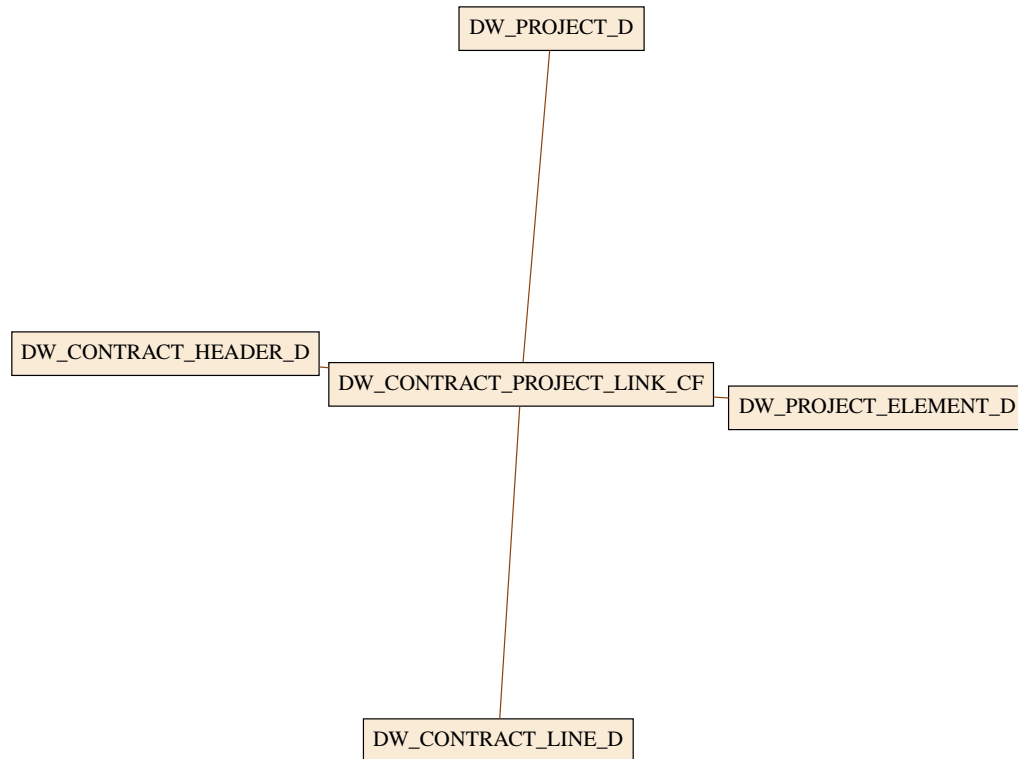
This data model represents the DW_AP_SLA_PAYMENTS_CF relationships with Dimensions.



Projects

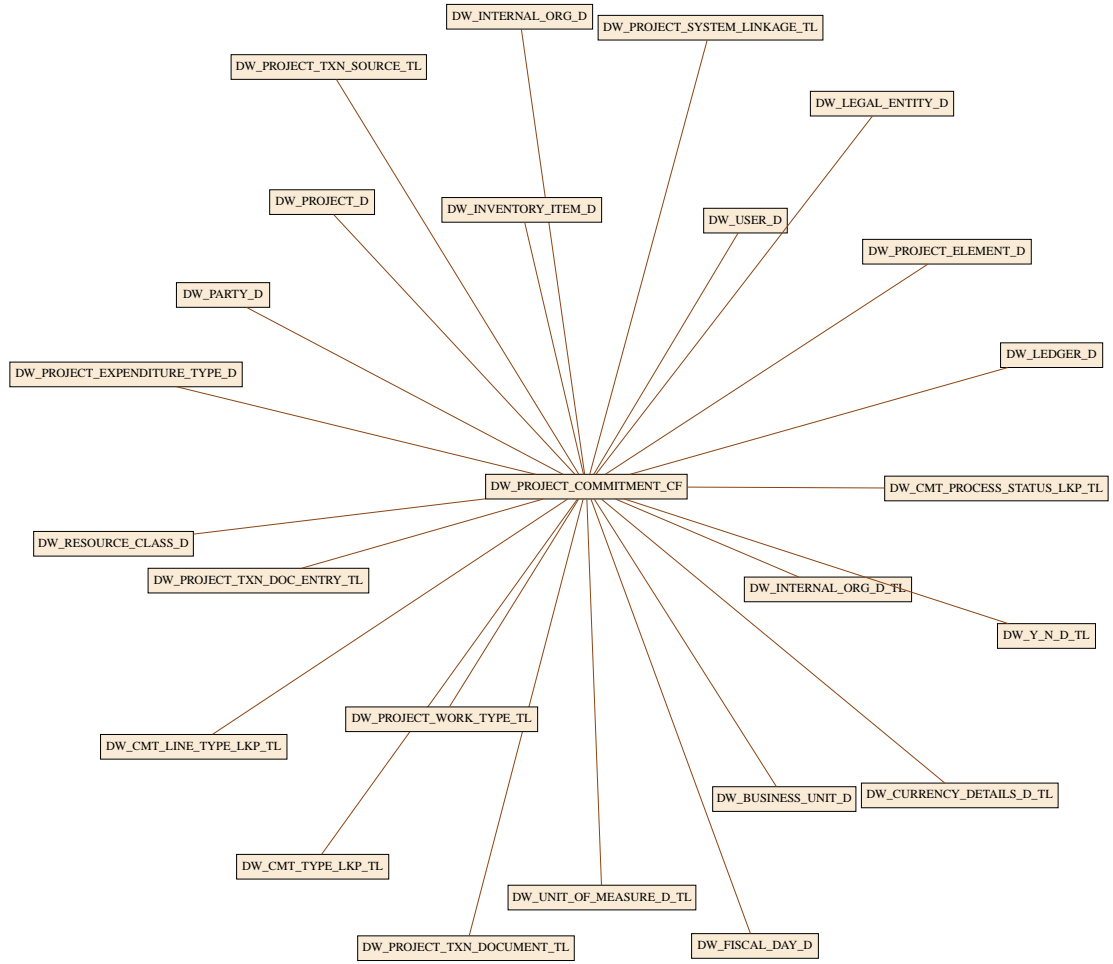
DW_CONTRACT_PROJECT_LINK_CF

This data model represents the DW_CONTRACT_PROJECT_LINK_CF relationships with Dimensions.



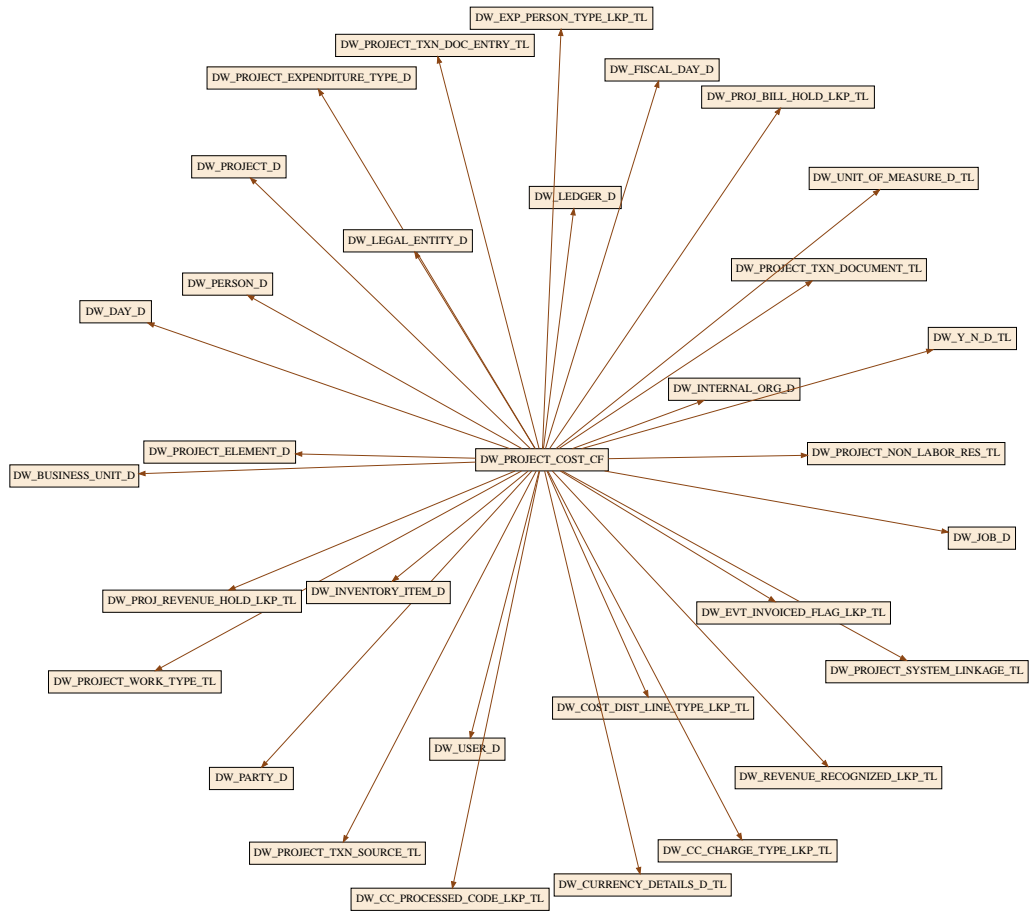
DW_PROJECT_COMMITMENT_CF

This data model represents the DW_PROJECT_COMMITMENT_CF relationships with Dimensions.



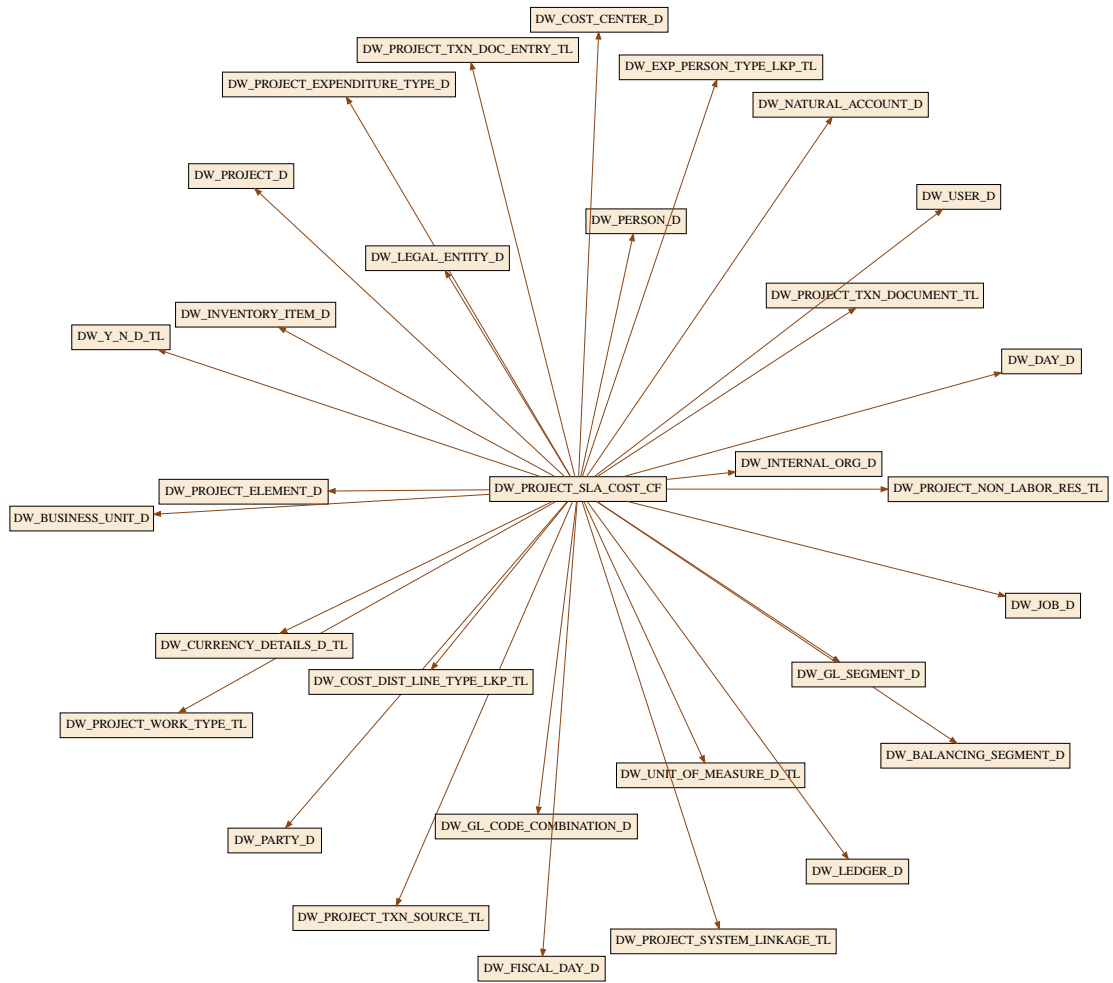
DW_PROJECT_COST_CF

This data model represents the DW_PROJECT_COST_CF relationships with Dimensions.



DW_PROJECT_SLA_COST_CF

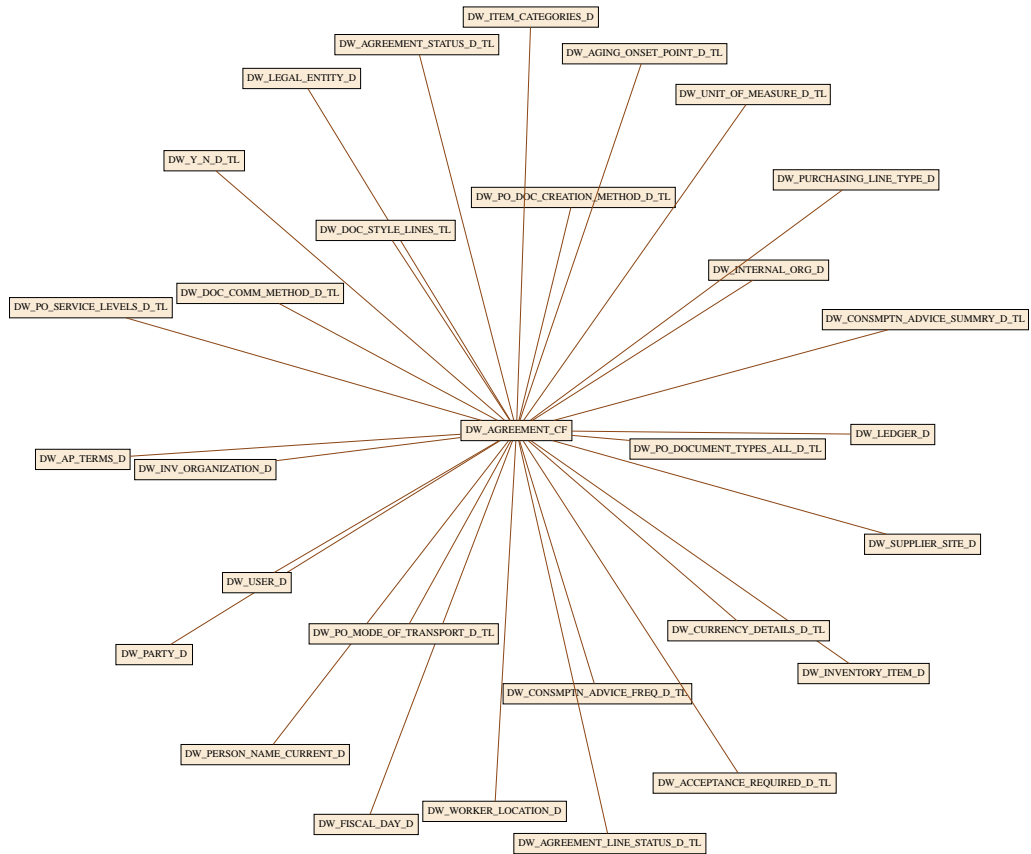
This data model represents the DW_PROJECT_SLA_COST_CF relationships with Dimensions.



Purchasing

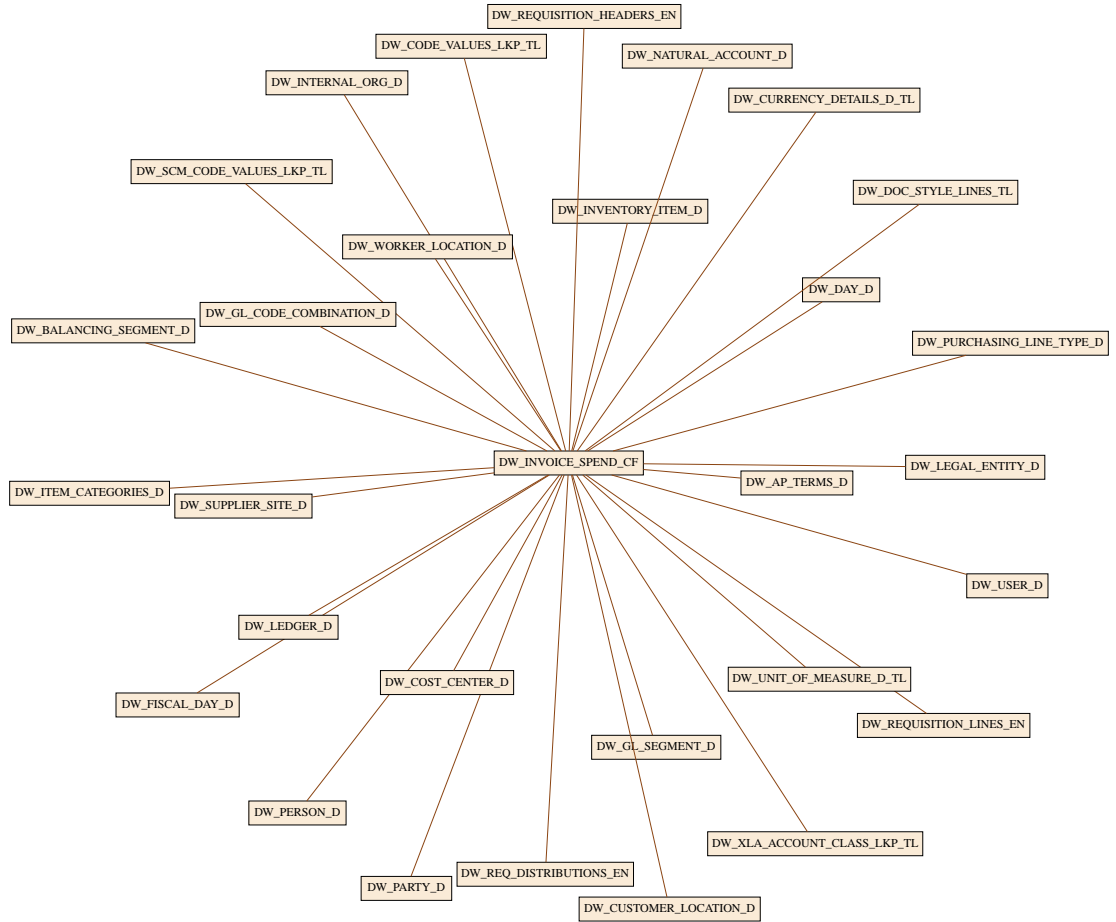
DW_AGREEMENT_CF

This data model represents the DW_AGREEMENT_CF relationships with Dimensions.



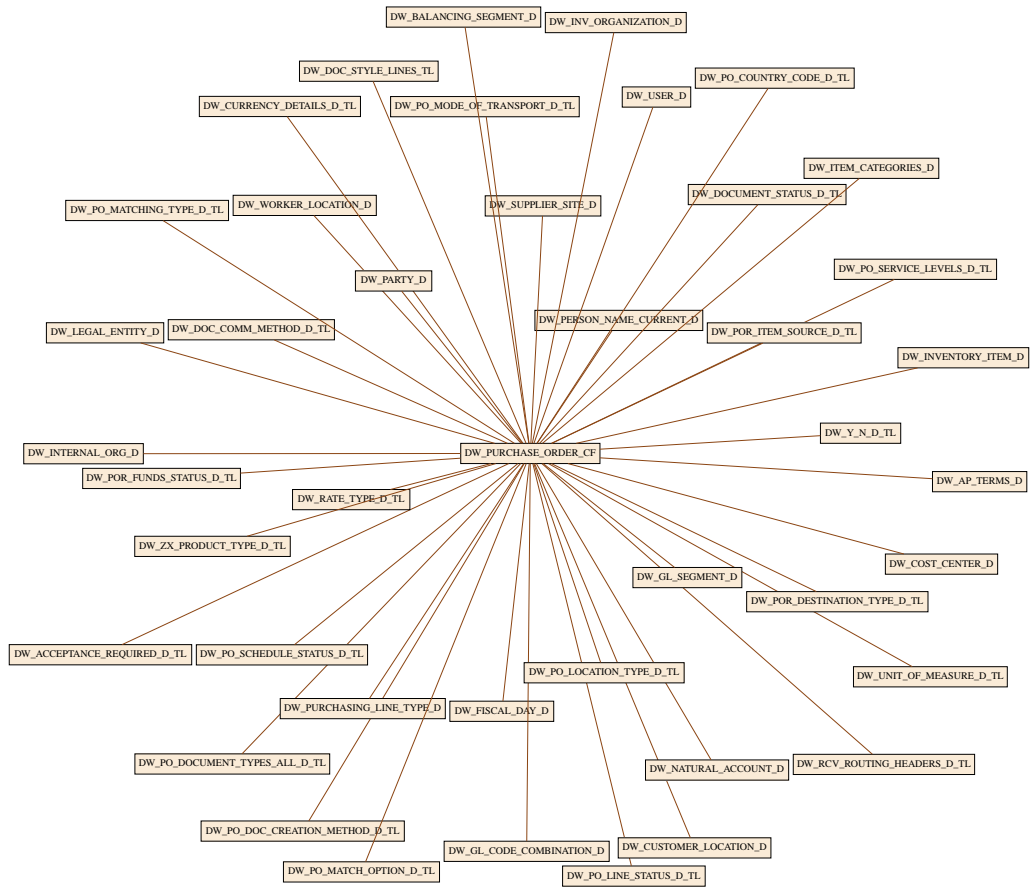
DW_INVOICE_SPEND_CF

This data model represents the DW_INVOICE_SPEND_CF relationships with Dimensions.



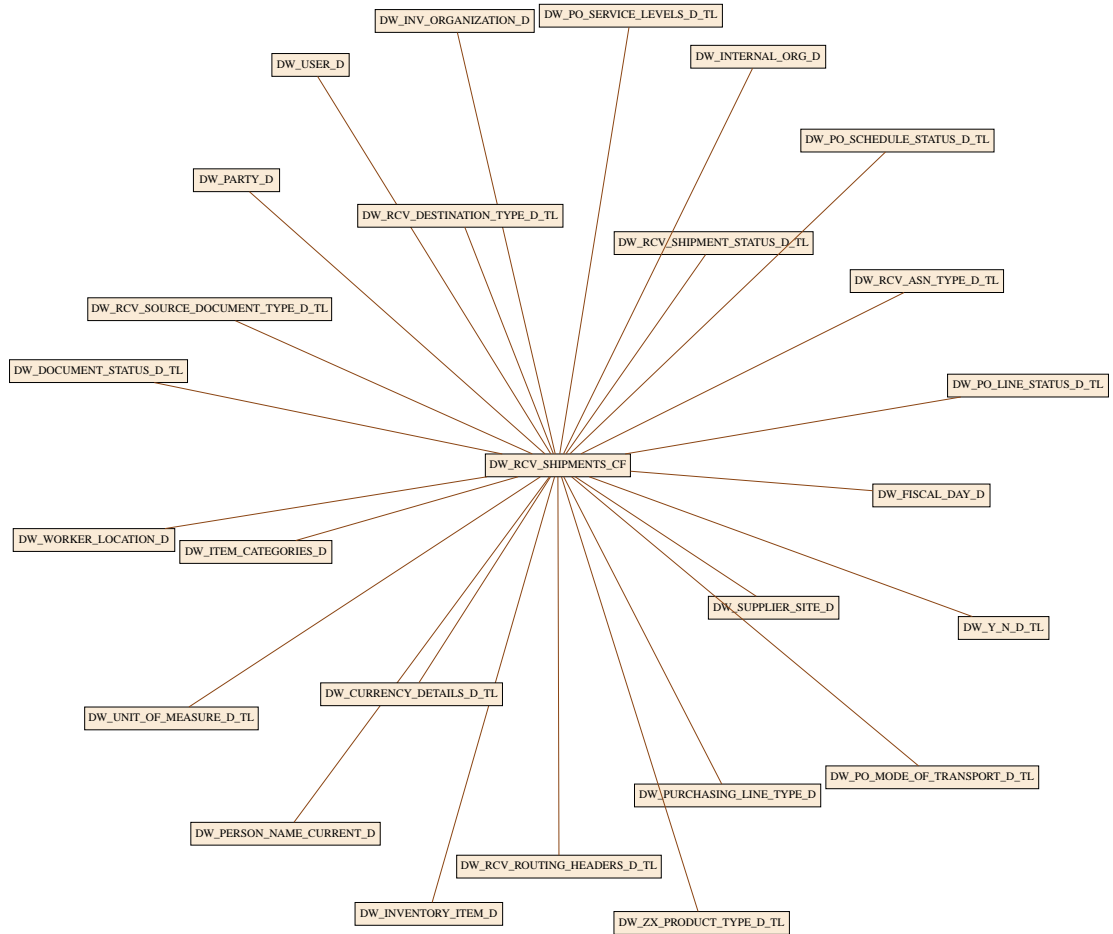
DW_PURCHASE_ORDER_CF

This data model represents the DW_PURCHASE_ORDER_CF relationships with Dimensions.



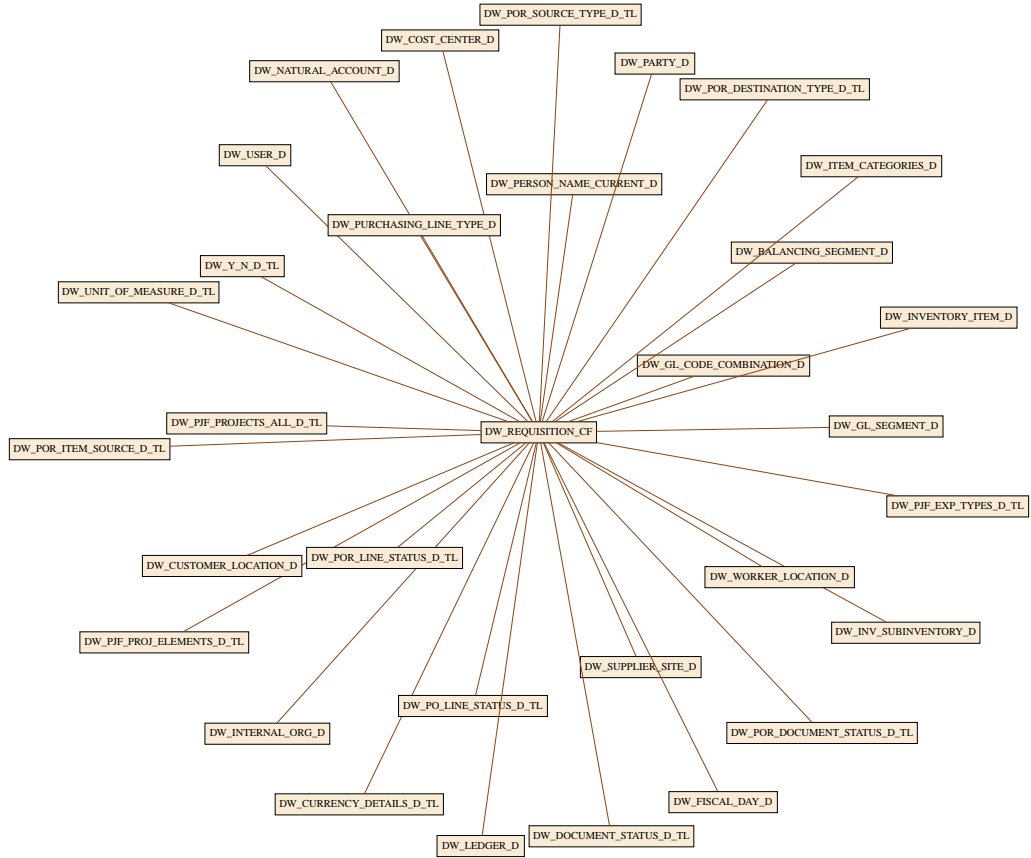
DW_RCV_SHIPMENTS_CF

This data model represents the DW_RCV_SHIPMENTS_CF relationships with Dimensions.



DW_REQUISITION_CF

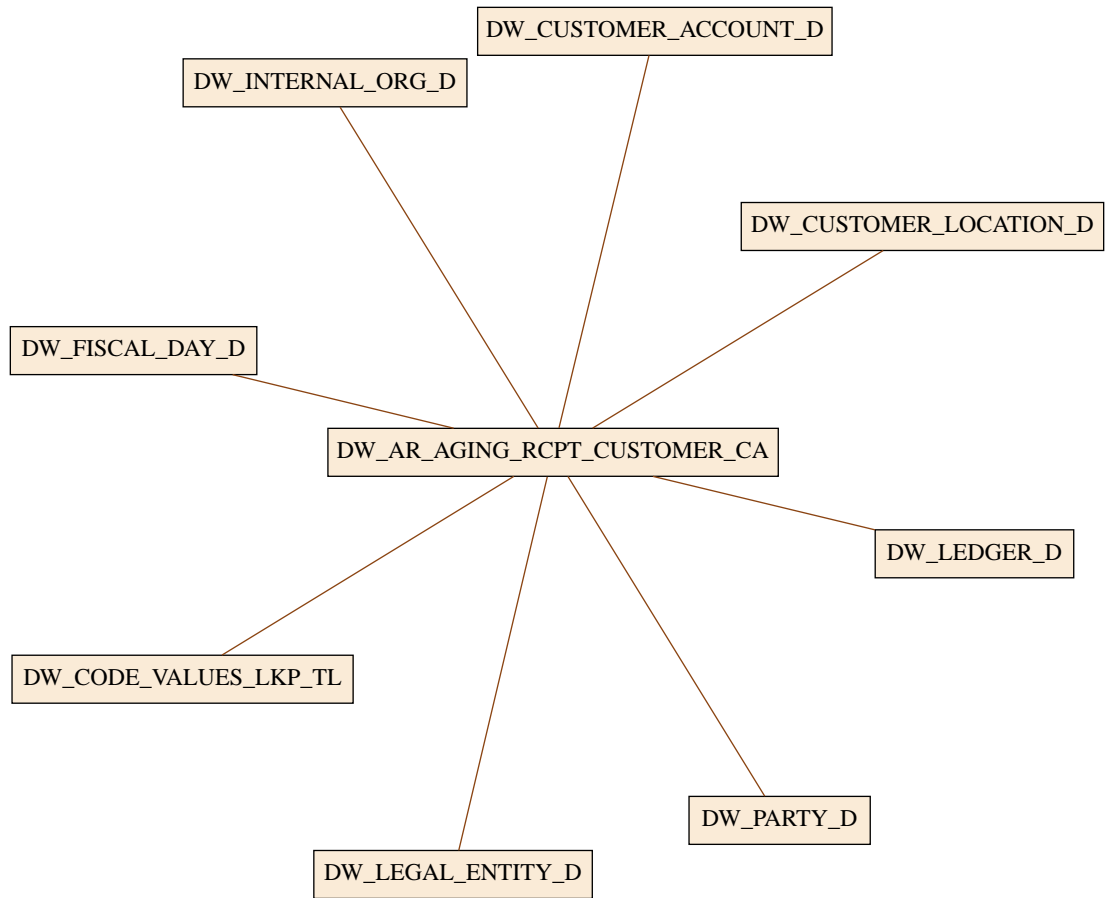
This data model represents the DW_REQUISITION_CF relationships with Dimensions.



Receivables

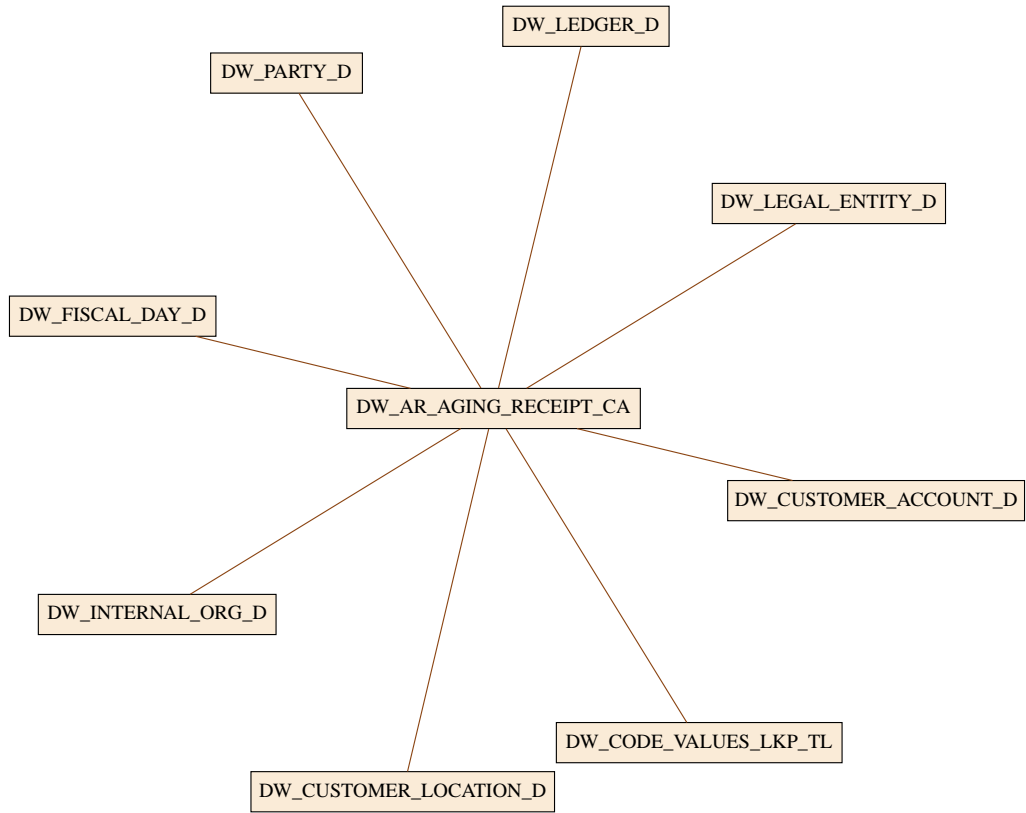
DW_AR_AGING_RCPT_CUSTOMER_CA

This data model represents the DW_AR_AGING_RCPT_CUSTOMER_CA relationships with Dimensions.



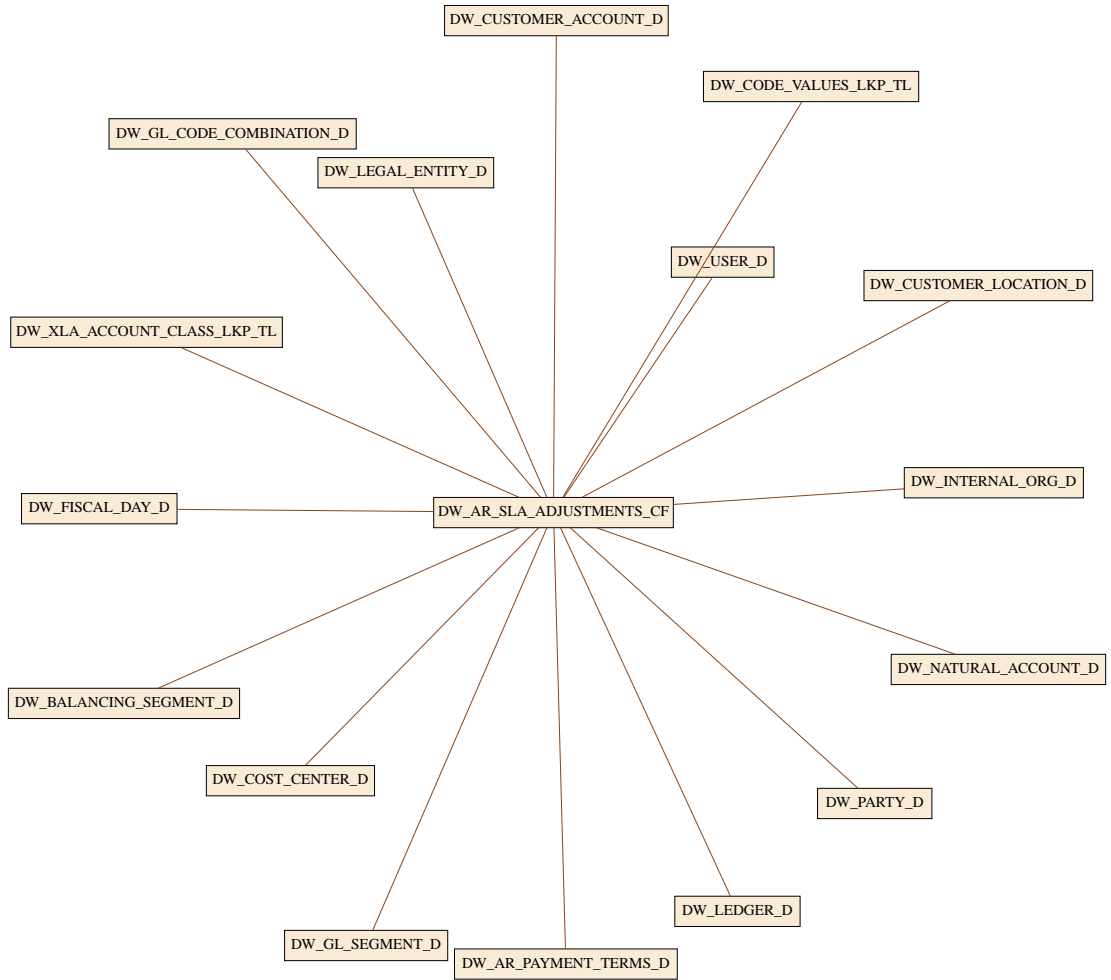
DW_AR_AGING_RECEIPT_CA

This data model represents the DW_AR_AGING_RECEIPT_CA relationships with Dimensions.



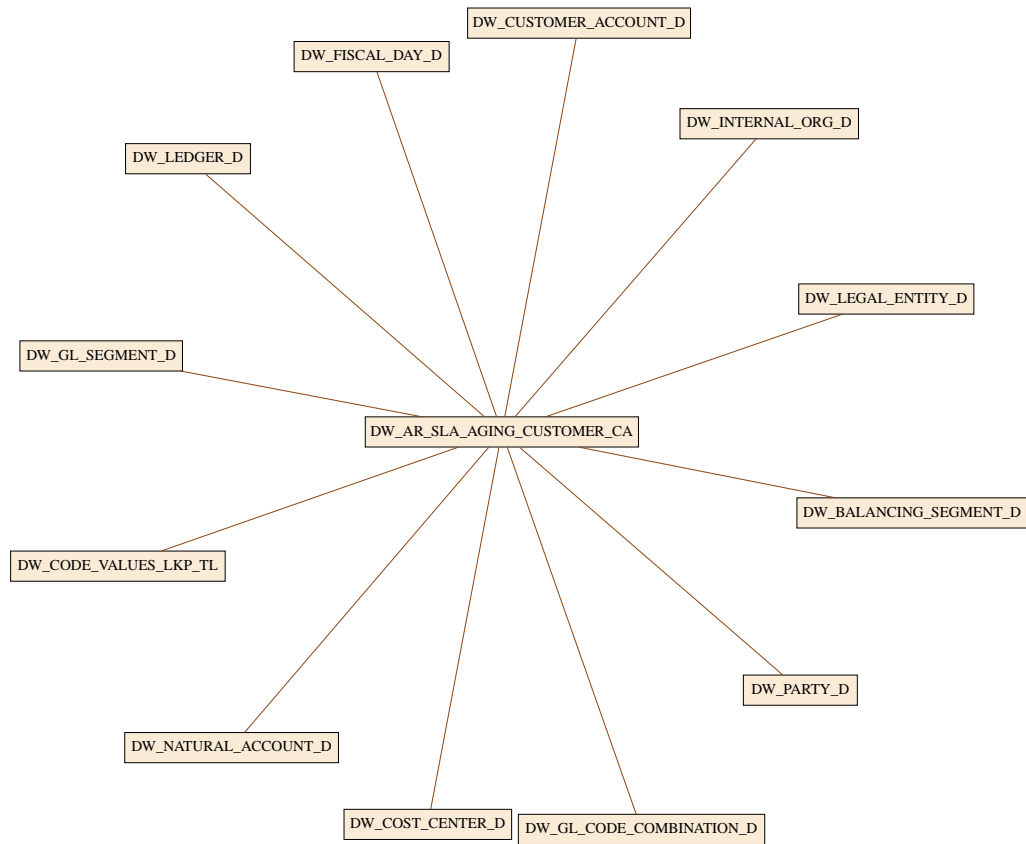
DW_AR_SLA_ADJUSTMENTS_CF

This data model represents the DW_AR_SLA_ADJUSTMENTS_CF relationships with Dimensions.



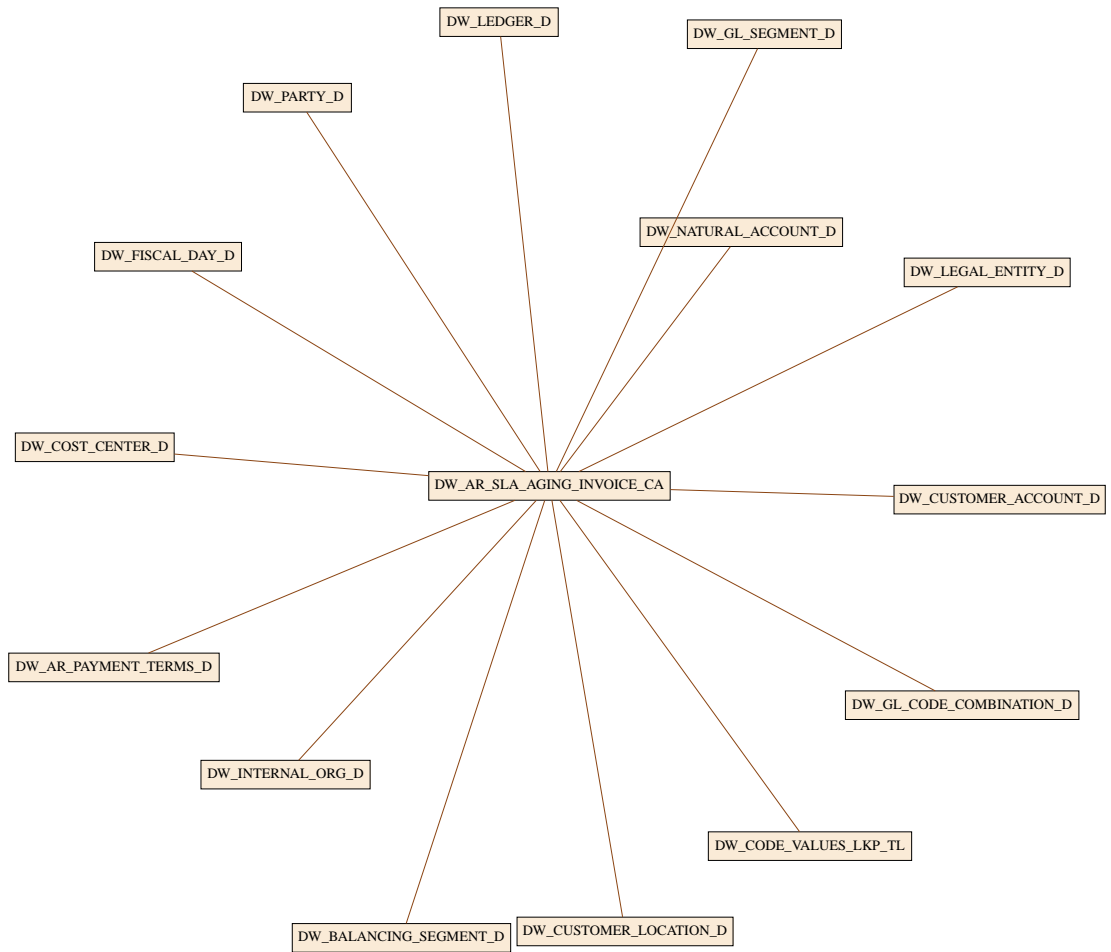
DW_AR_SLA_AGING_CUSTOMER_CA

This data model represents the DW_AR_SLA_AGING_CUSTOMER_CA relationships with Dimensions.



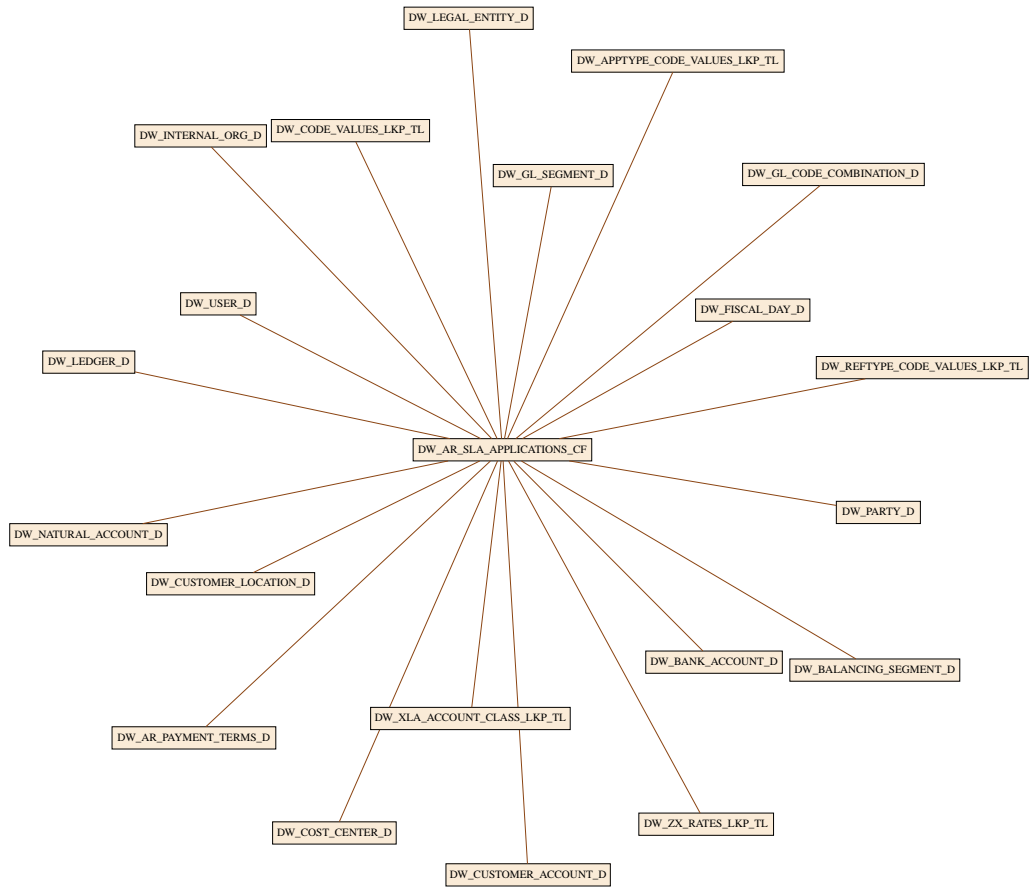
DW_AR_SLA_AGING_INVOICE_CA

This data model represents the DW_AR_SLA_AGING_INVOICE_CA relationships with Dimensions.



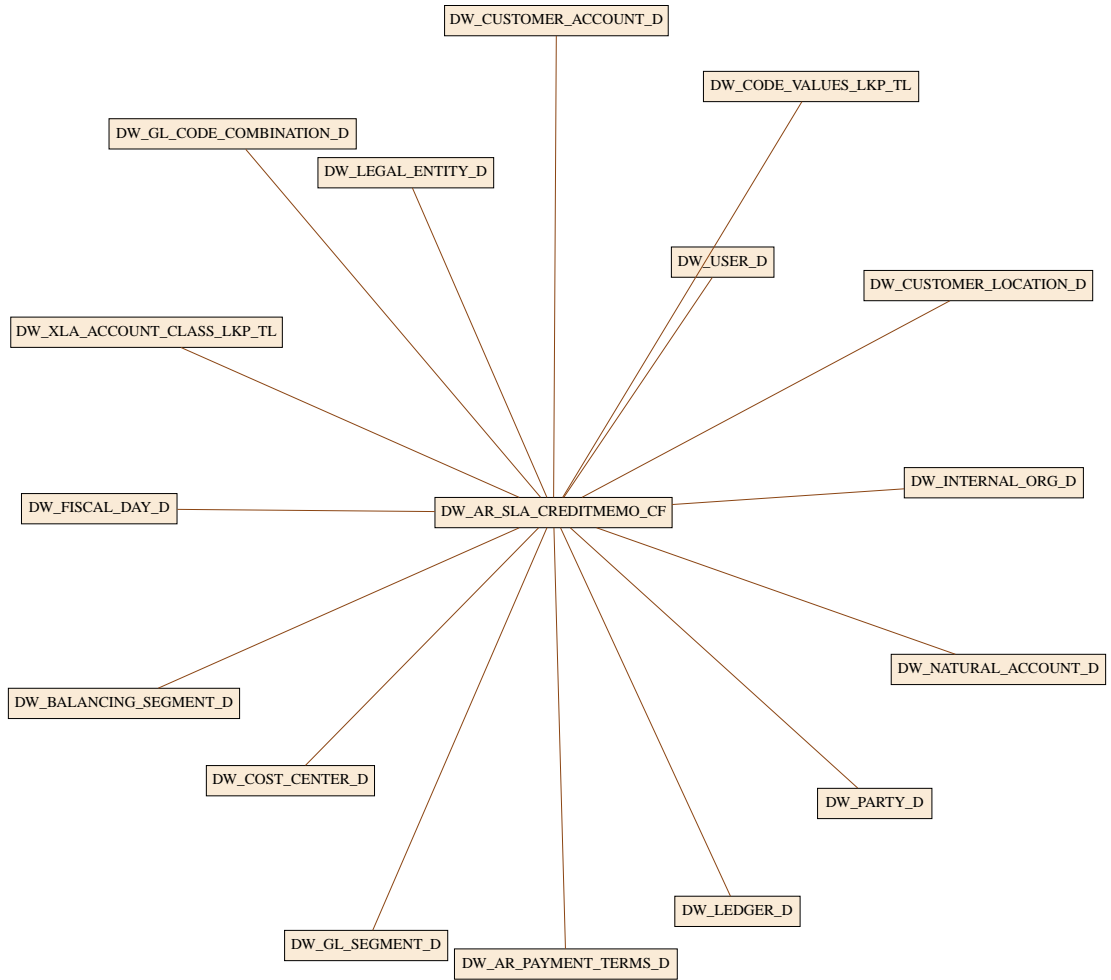
DW_AR_SLA_APPLICATIONS_CF

This data model represents the DW_AR_SLA_APPLICATIONS_CF relationships with Dimensions.



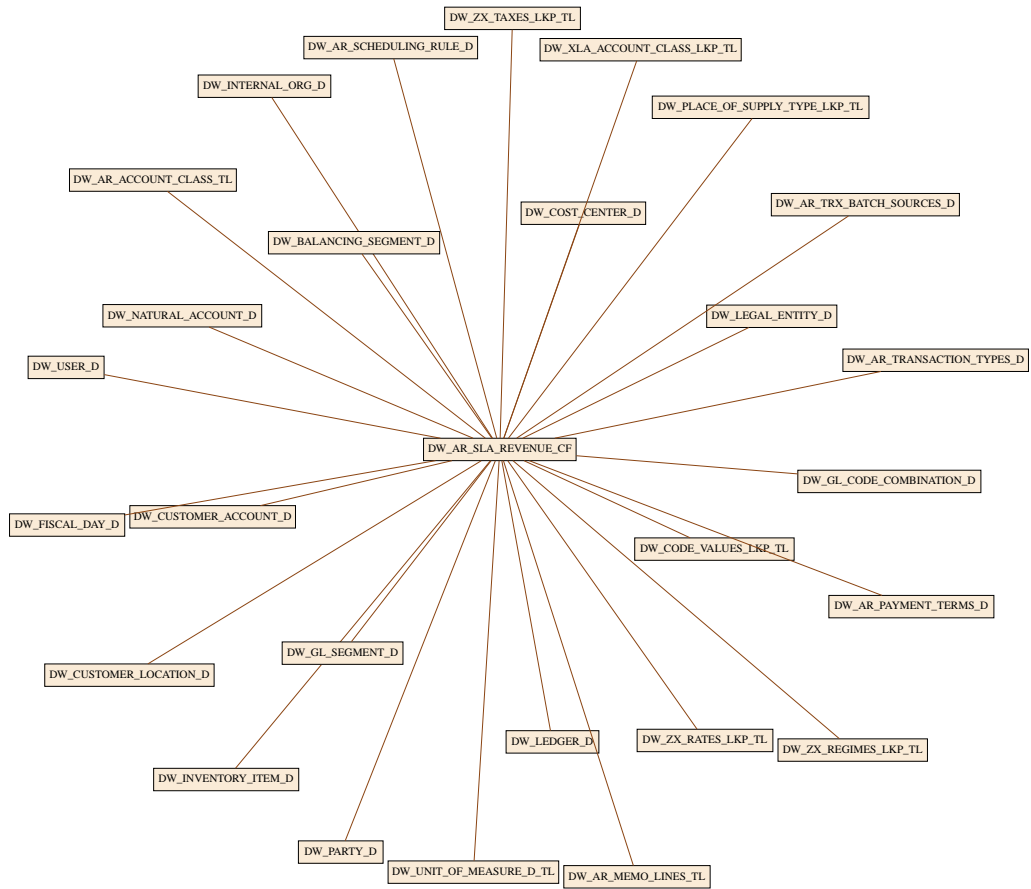
DW_AR_SLA_CREDITMEMO_CF

This data model represents the DW_AR_SLA_CREDITMEMO_CF relationships with Dimensions.



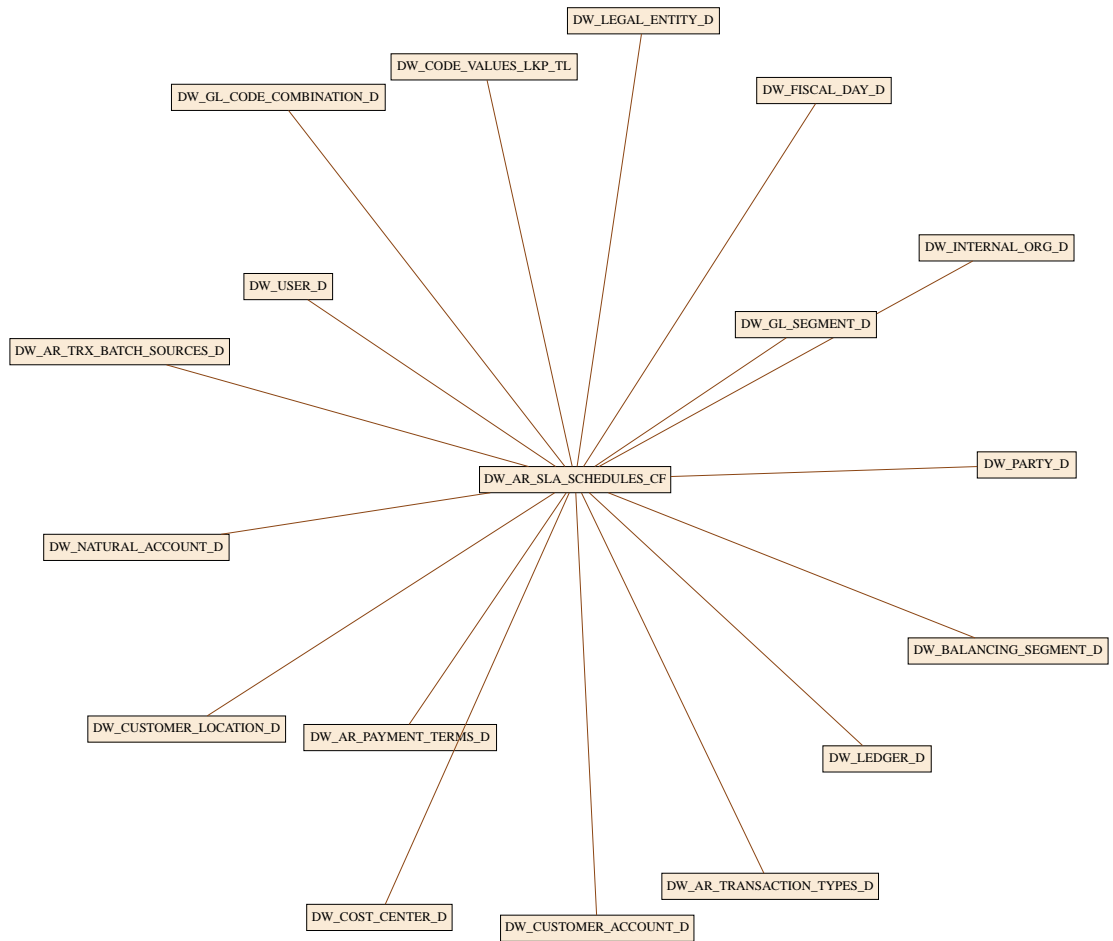
DW_AR_SLA_REVENUE_CF

This data model represents the DW_AR_SLA_REVENUE_CF relationships with Dimensions.



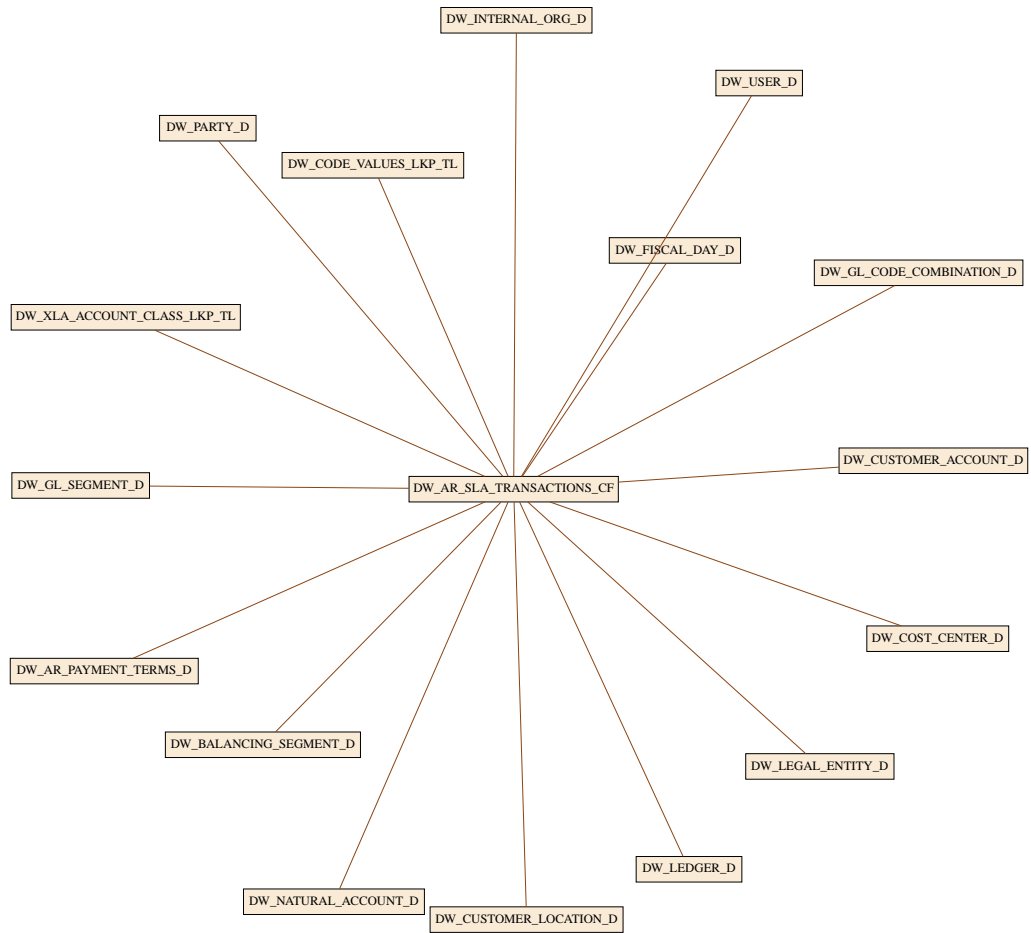
DW_AR_SLA_SCHEDULES_CF

This data model represents the DW_AR_SLA_SCHEDULES_CF relationships with Dimensions.



DW_AR_SLA_TRANSACTIONS_CF

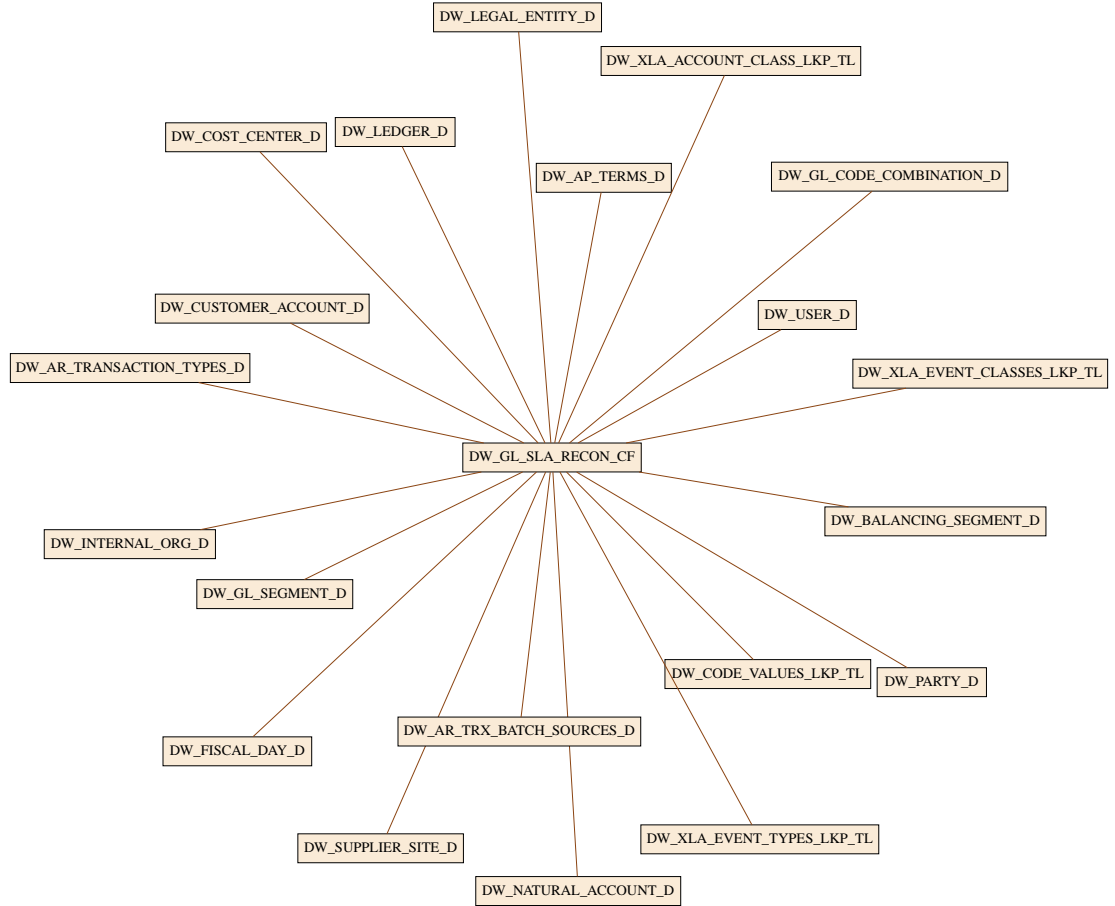
This data model represents the DW_AR_SLA_TRANSACTIONS_CF relationships with Dimensions.



Subledger Accounting

DW_GL_SLA_RECON_CF

This data model represents the DW_GL_SLA_RECON_CF relationships with Dimensions.



4

Data Store

Overview

Enrich your reports by choosing specific columns from various view objects (VOs) from the Oracle Applications Cloud data sources.

You can select the columns from various VOs, create an enrichment dataset, and use that dataset to create a data pipeline activation plan. This enables you to seamlessly extract and load data from additional Oracle Applications Cloud VOs and make it readily available in the autonomous data warehouse tables. You can then use the data for visualization and analysis.

Data Store Spreadsheet

Use this [spreadsheet](#) that contains available Fusion Financials BI View Objects for extraction using Data Enrichment in Oracle Fusion Analytics Warehouse.

5

Data Lineage

Overview

This section provides an end-to-end data lineage summary report for physical and logical relationships.

You can select the subject area for each of the Fusion Analytics Warehouse products and review the data lineage details. This enables you to understand the column and table lineage from the presentation layer to physical layer.

Data Lineage Spreadsheet

Use this [spreadsheet](#) that contains Fusion Financials Data Lineage details.

Financials Metric Calculation Spreadsheet

Use this [spreadsheet](#) that contains Fusion Financials Metric Calculation details.

Projects Metric Computation Spreadsheet

Use this [spreadsheet](#) that contains Fusion Projects Metric Computation details.

6

Data Augmentation

Overview

Entities are key concepts or building blocks for implementing business processes in any Fusion applications. Oracle Fusion Analytics Warehouse extracts data for key entities and makes the data available in analysis-friendly data models (tables). Internally, Oracle Fusion Analytics Warehouse keeps track of the tables that capture entity details, as well as tables with references for entities. When the data augmentation framework adds attributes that aren't part of the predefined data model, users see the new information as new attributes associated with the relevant tables. The Entity ID is the set of unique attributes that identifies the entity.

Data Augmentation Spreadsheet

Use this [spreadsheet](#) that contains Entities and Entity ID mapping details for ERP. Select "Entity" in the Data augmentation flow.

7

Subject Areas

Subject Areas

Overview

This chapter provides information on the subject areas with data you maintain in Oracle Fusion ERP Analytics.

These subject areas, with their corresponding data, are available for you to use when creating and editing analyses and reports. The information for each subject area includes:

- Description of the subject area.
- Business questions that can be answered by data in the subject area, with a link to more detailed information about each business question.
- Job roles and duty roles that can be used to secure access to the subject area, with a link to more detailed information about each job role and duty role.
- Primary navigation to the work area that is represented by the subject area.
- Time reporting considerations in using the subject area, such as whether the subject area reports historical data or only the current data. Historical reporting refers to reporting on historical transactional data in a subject area. With a few exceptions, all dimensional data are current as of the primary transaction dates or system date.
- The lowest grain of transactional data in a subject area. The lowest transactional data grain determines how data are joined in a report.
- Special considerations, tips, and things to look out for in using the subject area to create analyses and reports.

Financials—AP Holds

Description

This subject area provides the ability to analyze key metrics associated with AP Holds at Invoices Header and Line level. These metrics can be analyzed by Ledger, Business Units, CoA Segments, Supplier, Invoices Holds, and Releases.

Business Questions

This subject area can answer the following business questions:

- [What is the summary of invoices \(count and amount\) by various hold reasons and hold by user?](#)
- [What is the outstanding AP amount for AP Invoices on Holds?](#)

- What is the count and amount of AP Invoices that have either Header Level Hold, Line Level Hold, or combination?
- What is the count and amount of AP Invoices on Hold due to distribution variances?
- What is the summary of invoices (count and amount) by various release reasons and released by user?
- What is the average number of days for invoices on hold and the trend for past six quarters?
- What is the count and amount of AP Invoices on Hold due to PO matching variances?
- What is the overdue AP amount out of outstanding AP amount for Invoices on Hold?
- What is the count and amount of AP Invoices on Hold due to supplier site limits?
- What is the split of invoices on Hold by manual holds vs system holds?
- What is the current AP amount out of outstanding AP amount for Invoices on Hold?

Job Roles

The following job roles secure access to this subject area:

- Account Payable Invoice Supervisor
- Account Payable Payment Supervisor
- Accounts Payable Manager
- Accounts Payable Specialist
- Accounts Payable Supervisor

Duty Roles

The following duty roles secure access to this subject area:

- Accounts Payable Holds Analysis Duty

Primary Navigation

Home > Payables

Time Reporting

This subject area supports historic analysis on holds along with current holds.

Time dimension is linked to Hold Date.

Transactional Grain

The grain is at the AP Hold level

Special Considerations

None.

Financials—AP Aging

Description

This subject area enables the analysis of open AP Invoices, including Debit and Credit memos with respect to aging details, current and overdue positions. Also, this enables the analysis of the historic trend of AP balances at an aggregate level over time. You can split the invoice details and AP balances by Time, Supplier Details, Business Units, Invoice Details, GL Account, GL Balancing Segments, GL Cost Center, and Non-Qualifying GL Segments of chart of accounts.

Business Questions

This subject area can answer the following business questions:

- [What is the trend of outstanding AP Balances at consolidated level, supplier level, and Business Unit level?](#)
- [What is the average time available to pay off the outstanding AP invoices?](#)
- [What is the summary of AP invoices across aging buckets, count, and value?](#)
- [How are AP balances trending for a particular supplier over last 8 quarters?](#)
- [What are the top 10 suppliers with maximum AP outstanding?](#)
- [What is the count and value of AP invoices overdue?](#)

Job Roles

The following job roles secure access to this subject area:

- [Account Payable Invoice Supervisor](#)
- [Account Payable Payment Supervisor](#)
- [Accounts Payable Manager](#)
- [Accounts Payable Specialist](#)
- [Accounts Payable Supervisor](#)

Duty Roles

The following duty roles secure access to this subject area:

- [Accounts Payable Aging Analysis Duty](#)

Primary Navigation

Home > Payables

Time Reporting

This subject area supports historical reporting of payables invoice aging. Historic aging snapshots for 24 months prior to the current date will be available.

Time dimension is linked to Snapshot Captured Date.

Transactional Grain

The grain is at the AP payment Installment level.

Special Considerations

None.

Financials—AP Expenses

Description

This subject area provides the ability to analyze the key metrics related to AP Expenses sourced from distribution details for the invoices. These metrics can be analyzed by Invoice Details, Business Units, Supplier Details, CoA Segments, Expense related Financial Categories, and so on.

Business Questions

This subject area can answer the following business questions:

- [What is the distribution of AP Expenses by each of the cost center?](#)
- [What is the amount of AP Expenses by each Business Unit?](#)
- [What is the distribution of AP Expenses by top 10 suppliers?](#)
- [What is the trend of AP Expenses for the past six quarters?](#)
- [What is the distribution of AP Expenses by the top five Natural Accounts or Financial Categories?](#)

Job Roles

The following job roles secure access to this subject area:

- [Account Payable Invoice Supervisor](#)
- [Account Payable Payment Supervisor](#)
- [Accounts Payable Manager](#)
- [Accounts Payable Specialist](#)
- [Accounts Payable Supervisor](#)

Duty Roles

The following duty roles secure access to this subject area:

- [Accounts Payable Expenses Analysis Duty](#)

Primary Navigation

Home > Payables

Time Reporting

This subject area supports historic analysis of expense distributions.

Time dimension is linked to Expense Distribution Accounting Date.

Transactional Grain

The grain is at the AP invoice expense distribution level.

Special Considerations

None.

Financials—AP Invoices

Description

This subject area enables the analysis of AP Invoices transaction activity and the associated details at the most granular level. You can split the AP Invoices transaction by Time, Supplier Details, Business Units, Invoice Details, GL Account, GL Balancing Segments, GL Cost Center, and Non-Qualifying GL Segments of CoA.

Business Questions

This subject area can answer the following business questions:

- [What is the count and amount of invoices processed for the period by business units and trend comparison?](#)
- [What is the validation, approval and accounting status of invoices processed during the period?](#)
- [What are the invoice types processed by AP department and the payment methods used to understand the downstream activities?](#)
- [No. of invoices paid vs unpaid including partly paid with amount?](#)
- [Analysis around payment terms by transaction type, transaction source for the invoices processed?](#)

Job Roles

The following job roles secure access to this subject area:

- [Account Payable Invoice Supervisor](#)
- [Account Payable Payment Supervisor](#)
- [Accounts Payable Manager](#)
- [Accounts Payable Specialist](#)
- [Accounts Payable Supervisor](#)

Duty Roles

The following duty roles secure access to this subject area:

- [Accounts Payable Invoices Analysis Duty](#)

Primary Navigation

Home > Payables

Time Reporting

This subject area supports invoice payment installment history.

Time dimension is linked to Invoice Date.

Transactional Grain

The grain is at the AP payment Installment level.

Special Considerations

None.

Financials—AP Liabilities

Description

This subject area enables the analysis of AP liability distribution details for invoices and payments. You can split the details by Time, Supplier Details, Business Units, Invoice Details, GL Account, GL Balancing Segments, GL Cost Center, and Non-Qualifying GL Segments of CoA.

Business Questions

This subject area can answer the following business questions:

- [What are the liabilities distribution details of AP Balances?](#)
- [What is the accounting status of liability distributions by invoices?](#)

Job Roles

The following job roles secure access to this subject area:

- [Account Payable Invoice Supervisor](#)
- [Account Payable Payment Supervisor](#)
- [Accounts Payable Manager](#)
- [Accounts Payable Specialist](#)
- [Accounts Payable Supervisor](#)

Duty Roles

The following duty roles secure access to this subject area:

- [Accounts Payable Liabilities Analysis Duty](#)

Primary Navigation

Home > Payables

Time Reporting

This subject area supports historic analysis of liabilities distributions.

Time dimension is linked to Distribution Accounting Date.

Transactional Grain

The grain is at the AP invoice liabilities distribution level.

Special Considerations

None.

Financials—AP Payments

Description

This subject area enables the analysis of AP Payments activity and all the key AP payment metrics. You can split the AP Payments by Time, Supplier Details, Business Units, Payment Details, GL Account, GL Balancing Segments, GL Cost Center, and Non-Qualifying GL Segments.

Business Questions

This subject area can answer the following business questions:

- [What is the count and amount of payments processed for the period by business units and trend comparison?](#)
- [What is the average supplier payment days by BU's?](#)
- [What is the ratio of on-time payment performance?](#)
- [What is the count and amount of overdue payments?](#)
- [What are the interest penalties paid by amount and percentage?](#)

Job Roles

The following job roles secure access to this subject area:

- [Account Payable Invoice Supervisor](#)
- [Account Payable Payment Supervisor](#)
- [Accounts Payable Manager](#)
- [Accounts Payable Specialist](#)
- [Accounts Payable Supervisor](#)

Duty Roles

The following duty roles secure access to this subject area:

- [Accounts Payable Payments Analysis Duty](#)

Primary Navigation

Home > Payables

Time Reporting

This subject area supports historic analysis of payment details.

Time dimension is linked to Payment Date.

Transactional Grain

The grain is at the AP payment distribution level.

Special Considerations

None.

Financials—AR Adjustments

Description

This subject area provides the details of all the top metrics for AR adjustment transactions. All these metrics can be analyzed on the basis of Time, Customer Details, Business Units, AR Transaction Details in addition to GL Account, GL Balancing Segments, and Non Qualifying GL Segments of CoA.

Business Questions

This subject area can answer the following business questions:

- [What is the ratio of AR Adjustments applications to Invoice %?](#)
- [What is the count and amount of AR Adjustments processed during the period?](#)
- [What is the analysis of AR Adjustments by Business Unit, Time Period, Customers, GL Accounts, and so on?](#)
- [What is the status of AR Adjustments?](#)

Job Roles

The following job roles secure access to this subject area:

- [Accounts Receivable Manager](#)
- [Accounts Receivable Specialist](#)

Duty Roles

The following duty roles secure access to this subject area:

- [Accounts Receivable Adjustments Analysis Duty](#)

Primary Navigation

Home > Receivables

Time Reporting

This subject area supports receivables transaction adjustments history.

Time dimension is linked to Adjustment Date .

Transactional Grain

The grain is at the AR distributions line level.

Special Considerations

None.

Financials—AR Aging

Description

This subject area provides the ability to analyze all the open AR transactions with respect to aging details and current and overdue positions. Also, this enables the analysis of the historic trend of AR balances at an aggregate level over time. You can slice and dice details by Time, Customer Details, Business Units, AR Transaction Details in addition to GL Account, GL Balancing Segments, and Non Qualifying GL Segments of chart of accounts.

Business Questions

This subject area can answer the following business questions:

- [What is the trend of outstanding AR Balances by Customer or Business Unit?](#)
- [What is the count and value of AR Invoices Current?](#)
- [What is the summary of AR invoices across aging buckets, count and value?](#)
- [What is the AR account activity for the period and balance amount by Business Unit?](#)
- [What are the top 10 customers with maximum AR outstanding?](#)
- [What is the summary of AR invoices overdue with respect to their aging buckets and payment terms?](#)
- [What is the count and value of AR invoices Overdue?](#)
- [How are AR balances trending for a particular customer over the last eight quarters?](#)

Job Roles

The following job roles secure access to this subject area:

- [Accounts Receivable Manager](#)
- [Accounts Receivable Specialist](#)

Duty Roles

The following duty roles secure access to this subject area:

- [Accounts Receivable Aging Analysis Duty](#)

Primary Navigation

Home > Receivables

Time Reporting

This subject area supports historical reporting of receivables invoice aging. Historic aging snapshots for 24 months prior to the current date will be available.

Time dimension is linked to Snapshot Captured Date.

Transactional Grain

The grain is at the AR payment schedules level.

Special Considerations

None.

Financials—AR Credit Memo Applications

Description

This subject area details the analysis for all the top metrics related to AR Credit Memo Applications against AR Invoices. The information here can be sliced by Time, Customer Details, Business Units in addition to GL Account, GL Balancing Segments, and Non Qualifying GL Segments of CoA.

Business Questions

This subject area can answer the following business questions:

- [What is the count and amount of credit memo applications during the period?](#)
- [What is the analysis of credit memo applications by Business Unit, Time Period, Customers, GL Accounts, and so on?](#)
- [What is the status of CM application transactions?](#)

Job Roles

The following job roles secure access to this subject area:

- [Accounts Receivable Manager](#)
- [Accounts Receivable Specialist](#)

Duty Roles

The following duty roles secure access to this subject area:

- [Accounts Receivable Credit Memo Applications Analysis Duty](#)

Primary Navigation

Home > Receivables

Time Reporting

This subject area supports receivables credit memos history.

Time dimension is linked to Credit Memo Application Date .

Transactional Grain

The grain is at the AR distributions line level.

Special Considerations

None.

Financials—AR Receipts and Applications

Description

This subject area details the analysis for all the top metrics related to AR Receipts and its applications against AR Invoices. The information here can be sliced by Time, Customer Details, Business Units in addition to GL Account, GL Balancing Segments, and Non Qualifying GL Segments of CoA.

Business Questions

This subject area can answer the following business questions:

- [What is the count and amount of unapplied receipts?](#)
- [What is the trend for Average Receipt Days?](#)
- [What is the count and amount of applied receipts?](#)
- [What is the count and amount of receipts processed over the period of time?](#)
- [What is the analysis of due and overdue receipts?](#)
- [What is the amount of discount Taken vs Lost?](#)

Job Roles

The following job roles secure access to this subject area:

- [Accounts Receivable Manager](#)
- [Accounts Receivable Specialist](#)

Duty Roles

The following duty roles secure access to this subject area:

- [Accounts Receivable Receipts and Applications Analysis Duty](#)

Primary Navigation

Home > Receivables

Time Reporting

This subject area supports receivables transactions receipts and application history.

Time dimension is linked to Receipt Date.

Transactional Grain

The grain is at the AR distributions line level.

Special Considerations

None.

Financials—AR Revenue

Description

This subject area provides details for the key metrics related to revenue sourced from AR transaction distribution and revenue recognition. These metrics can be analyzed by Transaction Details, Business Units, Customer Accounts, chart of account Segments, etc.

Business Questions

This subject area can answer the following business questions:

- [What is the revenue mix by geography, business units, product lines, SKU, key customers, transaction source, transaction type?](#)
- [What is the contribution of non operating revenue and trend for past quarters?](#)
- [What is the amount of deferred revenue further classified by long term and short term deferred revenue?](#)
- [What is the revenue recognition for the fiscal period in comparison to billings in prior periods \(Bill in Advance\) or billing in future \(Bill in Arrears\)?](#)
- [What is the distribution of Revenue by top 10 customer accounts?](#)
- [What is the summary as well as detailed analysis of revenue vs billed amount \(including taxes\) in Transaction Currency, Ledger Currency, Analytics Currency?](#)
- [What is the distribution of revenue by top 5 revenue accounts?](#)
- [What is the Revenue mix from services, subscription fees, material installation, merchant fees, sale of goods, etc?](#)
- [What is the trend for operating revenue for past 6 quarters by Ledger, Legal Entity, Billing BU, etc?](#)
- [What is the breakdown of inter company revenue vs external revenue based on AR transaction type, transaction source?](#)

Job Roles

The following job roles secure access to this subject area:

- [Accounts Receivable Manager](#)
- [Accounts Receivable Specialist](#)

Duty Roles

The following duty roles secure access to this subject area:

- [Accounts Receivable Revenue Analysis Duty](#)

Primary Navigation

Home > Receivables

Time Reporting

This subject area supports AR Revenue transactions including history.

Time dimension is linked to AR Distributions Accounting Date.

Transactional Grain

The grain is at the AR Revenue distribution level.

Special Considerations

None.

Financials—AR Transactions

Description

This subject area provides the ability to analyze AR transactions activity for Invoices, Debit Memos, Credit Memos, Charge-back Invoices, etc. All the key associated metrics to these transactions can be seen on the basis of Time, Customer Details, Business Units, AR Transaction Details in addition to GL Account, GL Balancing Segments, and Non Qualifying GL Segments of CoA.

Business Questions

This subject area can answer the following business questions:

- [What are the payment terms and receipt methods associated with the transactions?](#)
- [What is the classification of transactions processed during the period by Transaction Type and Source?](#)
- [What is the count and amount of transactions processed over the period of time?](#)
- [What is the summary of Transactions by statuses?](#)

Job Roles

The following job roles secure access to this subject area:

- [Accounts Receivable Manager](#)
- [Accounts Receivable Specialist](#)

Duty Roles

The following duty roles secure access to this subject area:

- [Accounts Receivable Transactions Analysis Duty](#)

Primary Navigation

Home > Receivables

Time Reporting

This subject area supports receivables transactions history.

Time dimension is linked to Transaction Date .

Transactional Grain

The grain is at the AR payment schedules level.

Special Considerations

None.

Financials — Assets Analysis

Description

This subject area provides the ability to analyze fixed asset details, asset health and lifecycle tracking over a period of time at the asset book level with associated attribute details and key metrics.

Business Questions

This subject area can answer the following business questions:

- [What is the period active asset unit details for particular asset category and trend details?](#)
- [What are the period wise last active asset employee assignment details?](#)
- [How to track asset book health, lifecycle tracking with historic data?](#)
- [What is the period active asset mix across various asset categories?](#)
- [What is the average life of asset by asset category?](#)
- [What is the overall net book value for PP&E assets and trend over multiple periods by entity, asset book, etc?](#)
- [What is the asset mix across various asset types CIP, Capitalized, Expensed?](#)
- [What is summary of assets which has exceeded economic life or nearby end of life?](#)
- [Summary of assets by original cost, salvage value, net book value by entity, category, time historic, etc.](#)

Job Roles

The following job roles secure access to this subject area:

- [Asset Accountant](#)
- [Asset Accounting Manager](#)

Duty Roles

The following duty roles secure access to this subject area:

- [Fixed Asset Transactions Analysis Duty](#)

Primary Navigation

Home > Assets

Time Reporting

This subject area supports historic analysis of assets.

Time dimension is linked to Asset Calendar (Transaction Date).

Transactional Grain

The grain is at the asset depreciation details.

Special Considerations

None.

Financials — Assets Transactions

Description

This subject area provides the ability to analyze key metrics around assets adjustment transactions and associated accounting details.

Business Questions

This subject area can answer the following business questions:

- [What is the summary of asset addition/ CapEx for a particular entity, asset book, asset category?](#)
- [What is the average cost of removal per unit for retired assets?](#)
- [What is the amount of assets revalued during past 6 quarters?](#)
- [What is the amount and quantity of assets adjusted by transaction type and GL accounts, segments?](#)
- [What is the trend of asset retirement over a period of time in terms of cost retired, NBV retired?](#)
- [What is the amount and quantity of assets reclassified during the period?](#)
- [What are the details of asset retired by various asset categories?](#)
- [What are the source document details for asset additions?](#)

Job Roles

The following job roles secure access to this subject area:

- [Asset Accountant](#)
- [Asset Accounting Manager](#)

Duty Roles

The following duty roles secure access to this subject area:

- [Fixed Asset Transactions Analysis Duty](#)

Primary Navigation

Home > Assets

Time Reporting

This subject area supports historic analysis of asset adjustment transactions and accounting details.

Time dimension is linked to Asset Calendar Period (Transaction Date) and Fiscal Period (Subledger Accounting Date).

Transactional Grain

The grain is at assets transactions and accounting distributions.

Special Considerations

None.

Financials—EXM Employee Expenses

This subject area is regarding employee expenses.

Description

This subject area provides ability to analyse employee spend of an organization across company, cost center, expense types, expense categories, and associated dimensions.

Business Questions

This subject area can answer the following business questions:

- [Which are top cost centers by employee expenses?](#)
- [What is the expense breakdown by expense type?](#)
- [What is the employee expense Spend by Business Units?](#)
- [What is the trend in Credit vs Cash expense?](#)
- [Which are the top cost centers and organizations with Audit violations for expense reports which are paid?](#)
- [What is the Total Expense Trend for last few quarters?](#)
- [Who are the top managers by expenses?](#)
- [What is the number of expenses which are filed late?](#)
- [What is the percentage of reports which are Auto approved?](#)
- [What are the top expense reports which are paid?](#)
- [What is the total expenses by number of expense reports for employee, manager, organization, cost centers?](#)
- [What are the cycle times for report submission, filing, approvals?](#)

Job Roles

The following job roles secure access to this subject area:

- [Expense Manager](#)

Duty Roles

The following duty roles secure access to this subject area:

- [Employee Expense Analysis Duty](#)

Primary Navigation

Home -> Employee Expense

Time Reporting

This subject area supports historic analysis of employee expense distributions.

Time dimension is linked to Expense Report Date.

Transactional Grain

The grain is at the Employee Expense distribution level

Special Considerations

None.

Financials—GL Account Analysis

Description

This subject area provides single analysis that gives composite view of GL account activity and corresponding subledger transaction details across sources supported in Fusion ERP Analytics.

Business Questions

This subject area can answer the following business questions:

- [How to monitor GL accounts with respect to accounting and posting activity for all contributing transactions during an accounting period?](#)
- [How to reconcile GL Balances/Journals and all contributing subledger transactions including manual journals in GL with post SLA accounting details in a single consolidate report?](#)
- [How to get consolidated abstract view of GL account activity for a period and associated subledger transaction activity?](#)
- [How to facilitate intuitive drill to details for GL Balances, Journals or subledger transactions for detailed analysis with minimum number of clicks?](#)
- [How to analyze GL Balances/Journals with the ability to get the extended details of subledger transaction attributes and accounting events?](#)

- [How to support account analysis across multi period, multi ledger at detailed or roll up account levels across Chart of Account Segments?](#)

Job Roles

The following job roles secure access to this subject area:

- [Account Payable Invoice Supervisor](#)
- [Account Payable Payment Supervisor](#)
- [Accounts Payable Manager](#)
- [Accounts Payable Specialist](#)
- [Accounts Payable Supervisor](#)
- [Accounts Receivable Manager](#)
- [Accounts Receivable Specialist](#)
- [Financial Analyst](#)
- [General Accountant](#)
- [General Accounting Manager](#)

Duty Roles

The following duty roles secure access to this subject area:

- [General Ledger Account Analysis Duty](#)

Primary Navigation

Home > General Accounting

Time Reporting

This subject area supports accounting details history for four fiscal periods.

Time dimension is linked to Subledger Accounting Date for subledger transactions and GL Accounting Date for other Journals..

Transactional Grain

The grain is at the accounting distribution level.

Special Considerations

None.

Financials—GL Balance Sheet

Description

This subject area provides the consolidated details of all top-level balance sheet metrics for the enterprise. It identifies the components that contribute to the company's assets and liabilities, and reveals the exact amount of money they are worth. It lets

you split the GL balances by Ledger, Legal Entity, CoA Segments, and associated hierarchies.

Business Questions

This subject area can answer the following business questions:

- [What is the trend of AP for last 8 quarters?](#)
- [How are my asset balances tracking across regions \(COA\) for last 2 years?](#)
- [How is debt equity mix structured at present, and is it actionable for improved financial gearing?](#)
- [What is the working capital position and trend for past x quarters?](#)
- [What are the CapEx requirements in near future? Will PPE hold up, or will an early capital infusion be needed?](#)

Job Roles

The following job roles secure access to this subject area:

- [Financial Analyst](#)
- [General Accountant](#)
- [General Accounting Manager](#)

Duty Roles

The following duty roles secure access to this subject area:

- [General Ledger Balance Sheet Analysis Duty](#)

Primary Navigation

Home > General Accounting

Time Reporting

This subject area supports general ledger balances history.

Time dimension is linked to Fiscal Period (Basis GL Journal Date).

Transactional Grain

This subject area returns the GL balances data at the grain of ledger, GL account combination, currency code of ledger, fiscal period, and translation status.

Special Considerations

None.

Financials—GL Budgets

Description

This subject area provides the ability to analyze the top budget related metrics around profitability and balance sheet statement, compare them with actuals, and perform variance analysis. These metrics can be analyzed by Time, Ledger, Legal Entity, CoA segments, and associated hierarchies.

Business Questions

This subject area can answer the following business questions:

- [What is the split of budgeted receivables by entity or ledgers?](#)
- [How is the actual performance vs the budgeted performance of top Balance Sheet metrics for the last quarter or year?](#)
- [What is the budgeted revenue activity on monthly or quarterly basis?](#)
- [What is the target revenue for next quarter in best case and worst case scenario?](#)
- [Is higher than anticipated OPEX a one-off case or how is the trend for past eight quarters?](#)
- [What is the trend for profitability metrics actual vs budget and direction of variance?](#)
- [Whether the company was able to meet the guided revenue growth for past quarters or years?](#)

Job Roles

The following job roles secure access to this subject area:

- [Financial Analyst](#)
- [General Accountant](#)
- [General Accounting Manager](#)

Duty Roles

The following duty roles secure access to this subject area:

- [General Ledger Budget Analysis Duty](#)

Primary Navigation

Home > General Accounting

Time Reporting

This subject area supports general ledger budget balances history.

Time dimension is linked to Fiscal Period.

Transactional Grain

This subject area returns the GL balances data at the grain of ledger, GL account combination, currency, and fiscal period.

Special Considerations

None.

Financials—GL Detail Transactions

Description

This subject area provides the journal-level details of all the account balances and metrics in other GL subject areas. It lets you split the GL journal by Ledger, Legal Entity, CoA Segments, and associated hierarchies.

Business Questions

This subject area can answer the following business questions:

- [What is the pattern of bookings in tax sensitive GL accounts in comparison to revenue and cost?](#)
- [What is the QoQ, YoY trend for accrual bookings due for reversal in next accounting period?](#)
- [How is the trend analysis for journals from subledger sources against manual GL journals, both in terms of amount and volume?](#)
- [What are the details of entries booked in GL for reclassification from expense to assets and vice versa?](#)

Job Roles

The following job roles secure access to this subject area:

- [Financial Analyst](#)
- [General Accountant](#)
- [General Accounting Manager](#)

Duty Roles

The following duty roles secure access to this subject area:

- [General Ledger Detail Transactions Analysis Duty](#)

Primary Navigation

Home > General Accounting

Time Reporting

This subject area supports general ledger journals history.

Time dimension is linked to GL Accounting Date .

Transactional Grain

The grain is at the journal line level.

Special Considerations

None.

Financials—GL Profitability

Description

This subject area provides the details of all the base profitability metrics associated with income and expense accounts, and the derived metrics that support the income statement. It lets you split the GL balances by Ledger, Legal Entity, CoA Segments, and associated hierarchies.

Business Questions

This subject area can answer the following business questions:

- [What is the trend around operating and net margins for past 2 years?](#)
- [What is the trend of Gross Margins for past 2 years across business units?](#)
- [What is the composition of fixed cost elements vs variable cost elements for past 2 years?](#)
- [What is the proportion of operating profits taken up by interest and financing cost?](#)

Job Roles

The following job roles secure access to this subject area:

- [Financial Analyst](#)
- [General Accountant](#)
- [General Accounting Manager](#)

Duty Roles

The following duty roles secure access to this subject area:

- [Profitability Analysis Duty](#)

Primary Navigation

Home > General Accounting

Time Reporting

This subject area supports general ledger balances history and period level activities history.

Time dimension is linked to Fiscal Period (Basis GL Journal Date).

Transactional Grain

This subject area returns the GL balances data at the grain of ledger, GL account combination, currency code of ledger, fiscal period, and translation status.

Special Considerations

None.

PPM - Project Commitments

Description

This subject area provides the ability to report on the obligations for future expenditures that a project has made. Reporting can be done across organizations, projects, tasks, resources and periods. There are metrics showing raw and burdened amounts for requisitions, purchase orders, transfer orders and supplier invoices.

Business Questions

This subject area can answer the following business questions:

- [What are the outstanding requisitions, purchase orders and supplier invoices by Project that still have commitment costs?](#)
- [What is the total commitment cost by Project?](#)

Job Roles

The following job roles secure access to this subject area:

- [Project Accountant](#)
- [Project Administrator](#)
- [Project Manager](#)

Duty Roles

The following duty roles secure access to this subject area:

- [Project Costing Commitments Analysis Duty](#)

Primary Navigation

Home > Projects

Time Reporting

This subject area shows the current project commitments.

Time dimension is linked to Provider Fiscal Date and Receiver Fiscal Date.

Transactional Grain

The grain is at the project commitment lines

Special Considerations

None.

PPM — Project Costs

Description

This subject area provides ability to report on actual Cost (Burdened Cost), Raw Cost, Burden Cost for the past and current periods including inception-to-date, year-to-date comparisons across projects, tasks, organizations, resources, suppliers and associated hierarchies. It provides the ability to analyze all accounted project cost distributions by GL Account.

Business Questions

This subject area can answer the following business questions:

- [What is the actual cost by GL Account for a specific period?](#)
- [What are the expenditures that contributed to the actual costs?](#)
- [What are the costs by expenditure type and category?](#)
- [What % of costs have been Capitalized?](#)
- [What is the total project cost by Project Organization, Project Type, Expenditure type, Expenditure Category, Expenditure Organization?](#)
- [What is the actual cost by Project Type?](#)
- [What are the ITD, YTD and PTD actual costs?](#)
- [What is the actual cost by Project and Task?](#)
- [What is the actual cost by Project Organization?](#)
- [What is the actual cost by Project Class codes?](#)
- [What is the trend of cost?](#)
- [What is the trend of Project Cost by Organization, Project type etc?](#)
- [What % of cost have been billed?](#)
- [What is the Labor cost and effort breakup by Employee, Job?](#)

Job Roles

The following job roles secure access to this subject area:

- [Project Accountant](#)
- [Project Administrator](#)
- [Project Manager](#)

Duty Roles

The following duty roles secure access to this subject area:

- [Project Costing Costs Analysis Duty](#)

Primary Navigation

Home > Projects

Time Reporting

This subject area supports historic analysis of Project actual costs.

Time dimension is linked to Provider Fiscal Date and Receiver Fiscal Date.

Transactional Grain

The grain is at the project cost distribution line level for unaccounted lines and XLA distribution lines for accounted lines.

Special Considerations

None.

Procurement—Agreements

Description

This is a detailed subject area that provides the ability to report on purchasing agreement measures like consumed amount, count of agreements, day to expire analyzed by supplier, procurement item and business units.

Business Questions

This subject area can answer the following business questions:

- [What are my cycle times for agreement approvals?](#)
- [What are the agreements utilization rates?](#)
- [Which agreements are utilized before expiry?](#)
- [What are the creation sources for agreements?](#)
- [What are my products and services for which we have agreements?](#)
- [Which agreements are under utilized?](#)
- [How many times are we amending agreements and whether amendment initiation is internal or external?](#)
- [How many approvers on a average are approving agreements?](#)
- [What are my negotiation to agreement approval cycle times?](#)

Job Roles

The following job roles secure access to this subject area:

- [Buyer](#)
- [Category Manager](#)
- [Procurement Contract Administrator](#)
- [Procurement Manager](#)

Duty Roles

The following duty roles secure access to this subject area:

- [Procurement Purchase Agreement Analysis Duty](#)

Primary Navigation

Home > Procurement

Time Reporting

This subject area supports historic analysis of agreements.

Time dimension is linked to Document Date for version zero.

Transactional Grain

The grain is at the agreement price break level.

Special Considerations

None.

Procurement—Purchase Orders

Description

This is a detailed subject area that combines the information from purchase orders, purchase order costs and purchase schedules with the ability to report on committed amounts, contract spend and purchase orders of the suppliers of an organization across suppliers, company, products, item categories and associated hierarchies at purchase order line level.

Business Questions

This subject area can answer the following business questions:

- [Is a company using strategic suppliers and contracts effectively?](#)
- [What are my purchase volume across business units?](#)
- [How is purchase distributed across suppliers?](#)
- [What are my lead time standard and variances in purchase cycles?](#)
- [How many approvers on a average are approving purchase orders?](#)
- [What are cycle times in terms of PR and PO Approval, PR to PO conversion?](#)
- [What is my contract vs off contract spend?](#)
- [What are purchase orders creation sources and corresponding requisition sources?](#)
- [What commodities and services have been purchased, in what volume and price?](#)
- [How many times are we amending purchase orders and whether amendment initiation is internal or external?](#)

Job Roles

The following job roles secure access to this subject area:

- [Buyer](#)
- [Category Manager](#)
- [Procurement Contract Administrator](#)
- [Procurement Manager](#)
- [Purchase Analysis](#)

Duty Roles

The following duty roles secure access to this subject area:

- [Procurement Purchase Order Analysis Duty](#)

Primary Navigation

Home > Procurement

Time Reporting

This subject area supports historic analysis of purchase orders.

Time dimension is linked to Purchase Order Document Date for version zero (Implement Date for version zero).

Transactional Grain

The grain is at the purchase order distribution level.

Special Considerations

None.

Procurement—Receipts

Description

This is a detailed subject area that provides the ability to report on actual spend and purchase receipts of the suppliers of an organization across suppliers, company, location, products, item categories and associated hierarchies at purchase receipt line level, including reporting based on receiving time.

Business Questions

This subject area can answer the following business questions:

- [What are return rates for suppliers?](#)
- [What are my processing and post processing lead time standards and variances for an Item?](#)
- [Which suppliers deliver consistently on time?](#)
- [What is accepted and rejected rates for commodities, by suppliers?](#)

- [What receipts are created manually or through ASNs?](#)
- [When were products shipped and what is the average delivery times?](#)

Job Roles

The following job roles secure access to this subject area:

- [Buyer](#)
- [Category Manager](#)
- [Procurement Contract Administrator](#)
- [Procurement Manager](#)
- [Purchase Analysis](#)
- [Warehouse Manager](#)

Duty Roles

The following duty roles secure access to this subject area:

- [Procurement Purchase Receipts Analysis Duty](#)

Primary Navigation

Home > Procurement

Time Reporting

This subject area supports historic analysis of receipts.

Time dimension is linked to Receipt Header Creation Date.

Transactional Grain

The grain is at the receipt lines level.

Special Considerations

None.

Procurement — Requisitions

Description

This is a detailed subject area that provides the ability to analyze key metrics on requested spend and purchase requisitions for the enterprise across suppliers, company, business units, products, item categories and associated hierarchies at purchase requisition line level.

Business Questions

This subject area can answer the following business questions:

- [What is the classification of purchase requisitions by status, type, source of created for a period and associated purchase order details?](#)

- How many non-catalog purchase requisitions are created by volume, item, and amount?
- How long does it take for purchase requisitions to get approved?
- What is the centralized view of all procurement requests for purchasing department?

Job Roles

The following job roles secure access to this subject area:

- Buyer
- Category Manager
- Procurement Contract Administrator
- Procurement Manager
- Purchase Analysis

Duty Roles

The following duty roles secure access to this subject area:

- Procurement Requisitions Analysis Duty

Primary Navigation

Home > Procurement

Time Reporting

This subject area supports historic analysis of requisitions.

Time dimension is linked to Requisition Header Date.

Transactional Grain

The grain is at the purchase requisition distribution.

Special Considerations

None.

Procurement—Spend

Description

This detailed subject area provides the ability to report on total spending of an organization across suppliers, products, item categories, business units, cost centers, buying locations, supplier locations, and associated hierarchy.

Business Questions

This subject area can answer the following business questions:

- How much did the organization spend with suppliers, commodities, buyers, cost center, contracts vs non contracts, leakage etc.?
- Identify items and categories with cost-saving potential in procurement operations based on prices.

- [Identify the key areas for improving process efficiencies.](#)
- [Identify items, categories, and suppliers with compliance issues in their purchase agreements.](#)

Job Roles

The following job roles secure access to this subject area:

- [Account Payable Invoice Supervisor](#)
- [Account Payable Payment Supervisor](#)
- [Accounts Payable Manager](#)
- [Accounts Payable Specialist](#)
- [Accounts Payable Supervisor](#)
- [Buyer](#)
- [Category Manager](#)
- [Procurement Contract Administrator](#)
- [Procurement Manager](#)
- [Purchase Analysis](#)

Duty Roles

The following duty roles secure access to this subject area:

- [Procurement Spend Analysis Duty](#)

Primary Navigation

Home > Procurement

Time Reporting

This subject area supports historic analysis of expense distributions.

Time dimension is linked to Invoice Date.

Transactional Grain

The grain is at the AP invoice expense distribution level.

Special Considerations

None.

Business Questions

Overview

For each business question in this chapter, click the links for more detailed information about the subject areas, job roles, and duty roles associated with the business question.

What is the trend of AP for last 8 quarters?

Subject Areas

The following subject areas contain the folders and attributes needed to answer this business question:

- [Financials—GL Balance Sheet](#)

Job Roles

The following job roles secure access to the data related to this business question:

- [Financial Analyst](#)
- [General Accountant](#)
- [General Accounting Manager](#)

Duty Roles

The following duty roles secure access to the data related to this business question:

- [General Ledger Balance Sheet Analysis Duty](#)

How are my asset balances tracking across regions (COA) for last 2 years?

Subject Areas

The following subject areas contain the folders and attributes needed to answer this business question:

- [Financials—GL Balance Sheet](#)

Job Roles

The following job roles secure access to the data related to this business question:

- [Financial Analyst](#)
- [General Accountant](#)
- [General Accounting Manager](#)

Duty Roles

The following duty roles secure access to the data related to this business question:

- [General Ledger Balance Sheet Analysis Duty](#)

What are the CapEx requirements in near future? Will PPE hold up, or will an early capital infusion be needed?

Subject Areas

The following subject areas contain the folders and attributes needed to answer this business question:

- [Financials—GL Balance Sheet](#)

Job Roles

The following job roles secure access to the data related to this business question:

- [Financial Analyst](#)
- [General Accountant](#)
- [General Accounting Manager](#)

Duty Roles

The following duty roles secure access to the data related to this business question:

- [General Ledger Balance Sheet Analysis Duty](#)

What is the working capital position and trend for past x quarters?

Subject Areas

The following subject areas contain the folders and attributes needed to answer this business question:

- [Financials—GL Balance Sheet](#)

Job Roles

The following job roles secure access to the data related to this business question:

- [Financial Analyst](#)
- [General Accountant](#)
- [General Accounting Manager](#)

Duty Roles

The following duty roles secure access to the data related to this business question:

- [General Ledger Balance Sheet Analysis Duty](#)

How is debt equity mix structured at present, and is it actionable for improved financial gearing?

Subject Areas

The following subject areas contain the folders and attributes needed to answer this business question:

- [Financials—GL Balance Sheet](#)

Job Roles

The following job roles secure access to the data related to this business question:

- [Financial Analyst](#)
- [General Accountant](#)
- [General Accounting Manager](#)

Duty Roles

The following duty roles secure access to the data related to this business question:

- [General Ledger Balance Sheet Analysis Duty](#)

What is the trend of Gross Margins for past 2 years across business units?

Subject Areas

The following subject areas contain the folders and attributes needed to answer this business question:

- [Financials—GL Profitability](#)

Job Roles

The following job roles secure access to the data related to this business question:

- [Financial Analyst](#)
- [General Accountant](#)
- [General Accounting Manager](#)

Duty Roles

The following duty roles secure access to the data related to this business question:

- [Profitability Analysis Duty](#)

What is the composition of fixed cost elements vs variable cost elements for past 2 years?

Subject Areas

The following subject areas contain the folders and attributes needed to answer this business question:

- [Financials—GL Profitability](#)

Job Roles

The following job roles secure access to the data related to this business question:

- [Financial Analyst](#)
- [General Accountant](#)
- [General Accounting Manager](#)

Duty Roles

The following duty roles secure access to the data related to this business question:

- [Profitability Analysis Duty](#)

What is the proportion of operating profits taken up by interest and financing cost?

Subject Areas

The following subject areas contain the folders and attributes needed to answer this business question:

- [Financials—GL Profitability](#)

Job Roles

The following job roles secure access to the data related to this business question:

- [Financial Analyst](#)
- [General Accountant](#)
- [General Accounting Manager](#)

Duty Roles

The following duty roles secure access to the data related to this business question:

- [Profitability Analysis Duty](#)

What is the trend around operating and net margins for past 2 years?

Subject Areas

The following subject areas contain the folders and attributes needed to answer this business question:

- [Financials—GL Profitability](#)

Job Roles

The following job roles secure access to the data related to this business question:

- [Financial Analyst](#)
- [General Accountant](#)
- [General Accounting Manager](#)

Duty Roles

The following duty roles secure access to the data related to this business question:

- [Profitability Analysis Duty](#)

How is the trend analysis for journals from subledger sources against manual GL journals, both in terms of amount and volume?

Subject Areas

The following subject areas contain the folders and attributes needed to answer this business question:

- [Financials—GL Detail Transactions](#)

Job Roles

The following job roles secure access to the data related to this business question:

- [Financial Analyst](#)
- [General Accountant](#)
- [General Accounting Manager](#)

Duty Roles

The following duty roles secure access to the data related to this business question:

- [General Ledger Detail Transactions Analysis Duty](#)

What is the pattern of bookings in tax sensitive GL accounts in comparison to revenue and cost?

Subject Areas

The following subject areas contain the folders and attributes needed to answer this business question:

- [Financials—GL Detail Transactions](#)

Job Roles

The following job roles secure access to the data related to this business question:

- [Financial Analyst](#)
- [General Accountant](#)
- [General Accounting Manager](#)

Duty Roles

The following duty roles secure access to the data related to this business question:

- [General Ledger Detail Transactions Analysis Duty](#)

What is the QoQ, YoY trend for accrual bookings due for reversal in next accounting period?

Subject Areas

The following subject areas contain the folders and attributes needed to answer this business question:

- [Financials—GL Detail Transactions](#)

Job Roles

The following job roles secure access to the data related to this business question:

- [Financial Analyst](#)
- [General Accountant](#)
- [General Accounting Manager](#)

Duty Roles

The following duty roles secure access to the data related to this business question:

- [General Ledger Detail Transactions Analysis Duty](#)

What are the details of entries booked in GL for reclassification from expense to assets and vice versa?

Subject Areas

The following subject areas contain the folders and attributes needed to answer this business question:

- [Financials—GL Detail Transactions](#)

Job Roles

The following job roles secure access to the data related to this business question:

- [Financial Analyst](#)
- [General Accountant](#)
- [General Accounting Manager](#)

Duty Roles

The following duty roles secure access to the data related to this business question:

- [General Ledger Detail Transactions Analysis Duty](#)

What is the count and amount of invoices processed for the period by business units and trend comparison?

Subject Areas

The following subject areas contain the folders and attributes needed to answer this business question:

- [Financials—AP Invoices](#)

Job Roles

The following job roles secure access to the data related to this business question:

- [Account Payable Invoice Supervisor](#)
- [Account Payable Payment Supervisor](#)
- [Accounts Payable Manager](#)
- [Accounts Payable Specialist](#)
- [Accounts Payable Supervisor](#)

Duty Roles

The following duty roles secure access to the data related to this business question:

- [Accounts Payable Invoices Analysis Duty](#)

What are the invoice types processed by AP department and the payment methods used to understand the downstream activities?

Subject Areas

The following subject areas contain the folders and attributes needed to answer this business question:

- [Financials—AP Invoices](#)

Job Roles

The following job roles secure access to the data related to this business question:

- [Account Payable Invoice Supervisor](#)
- [Account Payable Payment Supervisor](#)
- [Accounts Payable Manager](#)
- [Accounts Payable Specialist](#)
- [Accounts Payable Supervisor](#)

Duty Roles

The following duty roles secure access to the data related to this business question:

- [Accounts Payable Invoices Analysis Duty](#)

What is the validation, approval and accounting status of invoices processed during the period?

Subject Areas

The following subject areas contain the folders and attributes needed to answer this business question:

- [Financials—AP Invoices](#)

Job Roles

The following job roles secure access to the data related to this business question:

- [Account Payable Invoice Supervisor](#)
- [Account Payable Payment Supervisor](#)
- [Accounts Payable Manager](#)
- [Accounts Payable Specialist](#)
- [Accounts Payable Supervisor](#)

Duty Roles

The following duty roles secure access to the data related to this business question:

- [Accounts Payable Invoices Analysis Duty](#)

No. of invoices paid vs unpaid including partly paid with amount?

Subject Areas

The following subject areas contain the folders and attributes needed to answer this business question:

- [Financials—AP Invoices](#)

Job Roles

The following job roles secure access to the data related to this business question:

- [Account Payable Invoice Supervisor](#)
- [Account Payable Payment Supervisor](#)
- [Accounts Payable Manager](#)
- [Accounts Payable Specialist](#)
- [Accounts Payable Supervisor](#)

Duty Roles

The following duty roles secure access to the data related to this business question:

- [Accounts Payable Invoices Analysis Duty](#)

Analysis around payment terms by transaction type, transaction source for the invoices processed?

Subject Areas

The following subject areas contain the folders and attributes needed to answer this business question:

- [Financials—AP Invoices](#)

Job Roles

The following job roles secure access to the data related to this business question:

- [Account Payable Invoice Supervisor](#)
- [Account Payable Payment Supervisor](#)
- [Accounts Payable Manager](#)
- [Accounts Payable Specialist](#)
- [Accounts Payable Supervisor](#)

Duty Roles

The following duty roles secure access to the data related to this business question:

- [Accounts Payable Invoices Analysis Duty](#)

What is the count and amount of payments processed for the period by business units and trend comparison?

Subject Areas

The following subject areas contain the folders and attributes needed to answer this business question:

- [Financials—AP Payments](#)

Job Roles

The following job roles secure access to the data related to this business question:

- [Account Payable Invoice Supervisor](#)
- [Account Payable Payment Supervisor](#)
- [Accounts Payable Manager](#)
- [Accounts Payable Specialist](#)
- [Accounts Payable Supervisor](#)

Duty Roles

The following duty roles secure access to the data related to this business question:

- [Accounts Payable Payments Analysis Duty](#)

What is the ratio of on-time payment performance?

Subject Areas

The following subject areas contain the folders and attributes needed to answer this business question:

- [Financials—AP Payments](#)

Job Roles

The following job roles secure access to the data related to this business question:

- [Account Payable Invoice Supervisor](#)
- [Account Payable Payment Supervisor](#)
- [Accounts Payable Manager](#)
- [Accounts Payable Specialist](#)
- [Accounts Payable Supervisor](#)

Duty Roles

The following duty roles secure access to the data related to this business question:

- [Accounts Payable Payments Analysis Duty](#)

What is the count and amount of overdue payments?

Subject Areas

The following subject areas contain the folders and attributes needed to answer this business question:

- [Financials—AP Payments](#)

Job Roles

The following job roles secure access to the data related to this business question:

- [Account Payable Invoice Supervisor](#)
- [Account Payable Payment Supervisor](#)
- [Accounts Payable Manager](#)
- [Accounts Payable Specialist](#)
- [Accounts Payable Supervisor](#)

Duty Roles

The following duty roles secure access to the data related to this business question:

- [Accounts Payable Payments Analysis Duty](#)

What is the average supplier payment days by BU's?

Subject Areas

The following subject areas contain the folders and attributes needed to answer this business question:

- [Financials—AP Payments](#)

Job Roles

The following job roles secure access to the data related to this business question:

- [Account Payable Invoice Supervisor](#)
- [Account Payable Payment Supervisor](#)
- [Accounts Payable Manager](#)
- [Accounts Payable Specialist](#)
- [Accounts Payable Supervisor](#)

Duty Roles

The following duty roles secure access to the data related to this business question:

- [Accounts Payable Payments Analysis Duty](#)

What are the interest penalties paid by amount and percentage?

Subject Areas

The following subject areas contain the folders and attributes needed to answer this business question:

- [Financials—AP Payments](#)

Job Roles

The following job roles secure access to the data related to this business question:

- [Account Payable Invoice Supervisor](#)
- [Account Payable Payment Supervisor](#)
- [Accounts Payable Manager](#)
- [Accounts Payable Specialist](#)
- [Accounts Payable Supervisor](#)

Duty Roles

The following duty roles secure access to the data related to this business question:

- [Accounts Payable Payments Analysis Duty](#)

What are the liabilities distribution details of AP Balances?

Subject Areas

The following subject areas contain the folders and attributes needed to answer this business question:

- [Financials—AP Liabilities](#)

Job Roles

The following job roles secure access to the data related to this business question:

- [Account Payable Invoice Supervisor](#)
- [Account Payable Payment Supervisor](#)
- [Accounts Payable Manager](#)
- [Accounts Payable Specialist](#)
- [Accounts Payable Supervisor](#)

Duty Roles

The following duty roles secure access to the data related to this business question:

- [Accounts Payable Liabilities Analysis Duty](#)

What is the accounting status of liability distributions by invoices?

Subject Areas

The following subject areas contain the folders and attributes needed to answer this business question:

- [Financials—AP Liabilities](#)

Job Roles

The following job roles secure access to the data related to this business question:

- [Account Payable Invoice Supervisor](#)
- [Account Payable Payment Supervisor](#)
- [Accounts Payable Manager](#)
- [Accounts Payable Specialist](#)
- [Accounts Payable Supervisor](#)

Duty Roles

The following duty roles secure access to the data related to this business question:

- [Accounts Payable Liabilities Analysis Duty](#)

What is the average time available to pay off the outstanding AP invoices?

Subject Areas

The following subject areas contain the folders and attributes needed to answer this business question:

- [Financials—AP Aging](#)

Job Roles

The following job roles secure access to the data related to this business question:

- [Account Payable Invoice Supervisor](#)
- [Account Payable Payment Supervisor](#)
- [Accounts Payable Manager](#)
- [Accounts Payable Specialist](#)
- [Accounts Payable Supervisor](#)

Duty Roles

The following duty roles secure access to the data related to this business question:

- [Accounts Payable Aging Analysis Duty](#)

What is the count and value of AP invoices overdue?

Subject Areas

The following subject areas contain the folders and attributes needed to answer this business question:

- [Financials—AP Aging](#)

Job Roles

The following job roles secure access to the data related to this business question:

- [Account Payable Invoice Supervisor](#)
- [Account Payable Payment Supervisor](#)
- [Accounts Payable Manager](#)
- [Accounts Payable Specialist](#)
- [Accounts Payable Supervisor](#)

Duty Roles

The following duty roles secure access to the data related to this business question:

- [Accounts Payable Aging Analysis Duty](#)

What is the summary of AP invoices across aging buckets, count, and value?

Subject Areas

The following subject areas contain the folders and attributes needed to answer this business question:

- [Financials—AP Aging](#)

Job Roles

The following job roles secure access to the data related to this business question:

- [Account Payable Invoice Supervisor](#)
- [Account Payable Payment Supervisor](#)
- [Accounts Payable Manager](#)
- [Accounts Payable Specialist](#)

- [Accounts Payable Supervisor](#)

Duty Roles

The following duty roles secure access to the data related to this business question:

- [Accounts Payable Aging Analysis Duty](#)

What is the trend of outstanding AP Balances at consolidated level, supplier level, and Business Unit level?

Subject Areas

The following subject areas contain the folders and attributes needed to answer this business question:

- [Financials—AP Aging](#)

Job Roles

The following job roles secure access to the data related to this business question:

- [Account Payable Invoice Supervisor](#)
- [Account Payable Payment Supervisor](#)
- [Accounts Payable Manager](#)
- [Accounts Payable Specialist](#)
- [Accounts Payable Supervisor](#)

Duty Roles

The following duty roles secure access to the data related to this business question:

- [Accounts Payable Aging Analysis Duty](#)

How are AP balances trending for a particular supplier over last 8 quarters?

Subject Areas

The following subject areas contain the folders and attributes needed to answer this business question:

- [Financials—AP Aging](#)

Job Roles

The following job roles secure access to the data related to this business question:

- [Account Payable Invoice Supervisor](#)
- [Account Payable Payment Supervisor](#)

- [Accounts Payable Manager](#)
- [Accounts Payable Specialist](#)
- [Accounts Payable Supervisor](#)

Duty Roles

The following duty roles secure access to the data related to this business question:

- [Accounts Payable Aging Analysis Duty](#)

What are the top 10 suppliers with maximum AP outstanding?

Subject Areas

The following subject areas contain the folders and attributes needed to answer this business question:

- [Financials—AP Aging](#)

Job Roles

The following job roles secure access to the data related to this business question:

- [Account Payable Invoice Supervisor](#)
- [Account Payable Payment Supervisor](#)
- [Accounts Payable Manager](#)
- [Accounts Payable Specialist](#)
- [Accounts Payable Supervisor](#)

Duty Roles

The following duty roles secure access to the data related to this business question:

- [Accounts Payable Aging Analysis Duty](#)

Whether the company was able to meet the guided revenue growth for past quarters or years?

Subject Areas

The following subject areas contain the folders and attributes needed to answer this business question:

- [Financials—GL Budgets](#)

Job Roles

The following job roles secure access to the data related to this business question:

- [Financial Analyst](#)
- [General Accountant](#)

- [General Accounting Manager](#)

Duty Roles

The following duty roles secure access to the data related to this business question:

- [General Ledger Budget Analysis Duty](#)

How is the actual performance vs the budgeted performance of top Balance Sheet metrics for the last quarter or year?

Subject Areas

The following subject areas contain the folders and attributes needed to answer this business question:

- [Financials—GL Budgets](#)

Job Roles

The following job roles secure access to the data related to this business question:

- [Financial Analyst](#)
- [General Accountant](#)
- [General Accounting Manager](#)

Duty Roles

The following duty roles secure access to the data related to this business question:

- [General Ledger Budget Analysis Duty](#)

What is the trend for profitability metrics actual vs budget and direction of variance?

Subject Areas

The following subject areas contain the folders and attributes needed to answer this business question:

- [Financials—GL Budgets](#)

Job Roles

The following job roles secure access to the data related to this business question:

- [Financial Analyst](#)
- [General Accountant](#)
- [General Accounting Manager](#)

Duty Roles

The following duty roles secure access to the data related to this business question:

- [General Ledger Budget Analysis Duty](#)

Is higher than anticipated OPEX a one-off case or how is the trend for past eight quarters?

Subject Areas

The following subject areas contain the folders and attributes needed to answer this business question:

- [Financials—GL Budgets](#)

Job Roles

The following job roles secure access to the data related to this business question:

- [Financial Analyst](#)
- [General Accountant](#)
- [General Accounting Manager](#)

Duty Roles

The following duty roles secure access to the data related to this business question:

- [General Ledger Budget Analysis Duty](#)

What is the split of budgeted receivables by entity or ledgers?

Subject Areas

The following subject areas contain the folders and attributes needed to answer this business question:

- [Financials—GL Budgets](#)

Job Roles

The following job roles secure access to the data related to this business question:

- [Financial Analyst](#)
- [General Accountant](#)
- [General Accounting Manager](#)

Duty Roles

The following duty roles secure access to the data related to this business question:

- [General Ledger Budget Analysis Duty](#)

What is the budgeted revenue activity on monthly or quarterly basis?

Subject Areas

The following subject areas contain the folders and attributes needed to answer this business question:

- [Financials—GL Budgets](#)

Job Roles

The following job roles secure access to the data related to this business question:

- [Financial Analyst](#)
- [General Accountant](#)
- [General Accounting Manager](#)

Duty Roles

The following duty roles secure access to the data related to this business question:

- [General Ledger Budget Analysis Duty](#)

What is the target revenue for next quarter in best case and worst case scenario?

Subject Areas

The following subject areas contain the folders and attributes needed to answer this business question:

- [Financials—GL Budgets](#)

Job Roles

The following job roles secure access to the data related to this business question:

- [Financial Analyst](#)
- [General Accountant](#)
- [General Accounting Manager](#)

Duty Roles

The following duty roles secure access to the data related to this business question:

- [General Ledger Budget Analysis Duty](#)

What is the count and amount of AP Invoices that have either Header Level Hold, Line Level Hold, or combination?

Subject Areas

The following subject areas contain the folders and attributes needed to answer this business question:

- [Financials—AP Holds](#)

Job Roles

The following job roles secure access to the data related to this business question:

- [Account Payable Invoice Supervisor](#)

- [Account Payable Payment Supervisor](#)
- [Accounts Payable Manager](#)
- [Accounts Payable Specialist](#)
- [Accounts Payable Supervisor](#)

Duty Roles

The following duty roles secure access to the data related to this business question:

- [Accounts Payable Holds Analysis Duty](#)

What is the outstanding AP amount for AP Invoices on Holds?

Subject Areas

The following subject areas contain the folders and attributes needed to answer this business question:

- [Financials—AP Holds](#)

Job Roles

The following job roles secure access to the data related to this business question:

- [Account Payable Invoice Supervisor](#)
- [Account Payable Payment Supervisor](#)
- [Accounts Payable Manager](#)
- [Accounts Payable Specialist](#)
- [Accounts Payable Supervisor](#)

Duty Roles

The following duty roles secure access to the data related to this business question:

- [Accounts Payable Holds Analysis Duty](#)

What is the current AP amount out of outstanding AP amount for Invoices on Hold?

Subject Areas

The following subject areas contain the folders and attributes needed to answer this business question:

- [Financials—AP Holds](#)

Job Roles

The following job roles secure access to the data related to this business question:

- [Account Payable Invoice Supervisor](#)
- [Account Payable Payment Supervisor](#)

- [Accounts Payable Manager](#)
- [Accounts Payable Specialist](#)
- [Accounts Payable Supervisor](#)

Duty Roles

The following duty roles secure access to the data related to this business question:

- [Accounts Payable Holds Analysis Duty](#)

What is the overdue AP amount out of outstanding AP amount for Invoices on Hold?

Subject Areas

The following subject areas contain the folders and attributes needed to answer this business question:

- [Financials—AP Holds](#)

Job Roles

The following job roles secure access to the data related to this business question:

- [Account Payable Invoice Supervisor](#)
- [Account Payable Payment Supervisor](#)
- [Accounts Payable Manager](#)
- [Accounts Payable Specialist](#)
- [Accounts Payable Supervisor](#)

Duty Roles

The following duty roles secure access to the data related to this business question:

- [Accounts Payable Holds Analysis Duty](#)

What is the average number of days for invoices on hold and the trend for past six quarters?

Subject Areas

The following subject areas contain the folders and attributes needed to answer this business question:

- [Financials—AP Holds](#)

Job Roles

The following job roles secure access to the data related to this business question:

- [Account Payable Invoice Supervisor](#)
- [Account Payable Payment Supervisor](#)

- [Accounts Payable Manager](#)
- [Accounts Payable Specialist](#)
- [Accounts Payable Supervisor](#)

Duty Roles

The following duty roles secure access to the data related to this business question:

- [Accounts Payable Holds Analysis Duty](#)

What is the count and amount of AP Invoices on Hold due to distribution variances?

Subject Areas

The following subject areas contain the folders and attributes needed to answer this business question:

- [Financials—AP Holds](#)

Job Roles

The following job roles secure access to the data related to this business question:

- [Account Payable Invoice Supervisor](#)
- [Account Payable Payment Supervisor](#)
- [Accounts Payable Manager](#)
- [Accounts Payable Specialist](#)
- [Accounts Payable Supervisor](#)

Duty Roles

The following duty roles secure access to the data related to this business question:

- [Accounts Payable Holds Analysis Duty](#)

What is the count and amount of AP Invoices on Hold due to PO matching variances?

Subject Areas

The following subject areas contain the folders and attributes needed to answer this business question:

- [Financials—AP Holds](#)

Job Roles

The following job roles secure access to the data related to this business question:

- [Account Payable Invoice Supervisor](#)
- [Account Payable Payment Supervisor](#)

- [Accounts Payable Manager](#)
- [Accounts Payable Specialist](#)
- [Accounts Payable Supervisor](#)

Duty Roles

The following duty roles secure access to the data related to this business question:

- [Accounts Payable Holds Analysis Duty](#)

What is the count and amount of AP Invoices on Hold due to supplier site limits?

Subject Areas

The following subject areas contain the folders and attributes needed to answer this business question:

- [Financials—AP Holds](#)

Job Roles

The following job roles secure access to the data related to this business question:

- [Account Payable Invoice Supervisor](#)
- [Account Payable Payment Supervisor](#)
- [Accounts Payable Manager](#)
- [Accounts Payable Specialist](#)
- [Accounts Payable Supervisor](#)

Duty Roles

The following duty roles secure access to the data related to this business question:

- [Accounts Payable Holds Analysis Duty](#)

What is the split of invoices on Hold by manual holds vs system holds?

Subject Areas

The following subject areas contain the folders and attributes needed to answer this business question:

- [Financials—AP Holds](#)

Job Roles

The following job roles secure access to the data related to this business question:

- [Account Payable Invoice Supervisor](#)
- [Account Payable Payment Supervisor](#)
- [Accounts Payable Manager](#)

- [Accounts Payable Specialist](#)
- [Accounts Payable Supervisor](#)

Duty Roles

The following duty roles secure access to the data related to this business question:

- [Accounts Payable Holds Analysis Duty](#)

What is the summary of invoices (count and amount) by various hold reasons and hold by user?

Subject Areas

The following subject areas contain the folders and attributes needed to answer this business question:

- [Financials—AP Holds](#)

Job Roles

The following job roles secure access to the data related to this business question:

- [Account Payable Invoice Supervisor](#)
- [Account Payable Payment Supervisor](#)
- [Accounts Payable Manager](#)
- [Accounts Payable Specialist](#)
- [Accounts Payable Supervisor](#)

Duty Roles

The following duty roles secure access to the data related to this business question:

- [Accounts Payable Holds Analysis Duty](#)

What is the summary of invoices (count and amount) by various release reasons and released by user?

Subject Areas

The following subject areas contain the folders and attributes needed to answer this business question:

- [Financials—AP Holds](#)

Job Roles

The following job roles secure access to the data related to this business question:

- [Account Payable Invoice Supervisor](#)
- [Account Payable Payment Supervisor](#)
- [Accounts Payable Manager](#)

- [Accounts Payable Specialist](#)
- [Accounts Payable Supervisor](#)

Duty Roles

The following duty roles secure access to the data related to this business question:

- [Accounts Payable Holds Analysis Duty](#)

What is the amount of AP Expenses by each Business Unit?

Subject Areas

The following subject areas contain the folders and attributes needed to answer this business question:

- [Financials—AP Expenses](#)

Job Roles

The following job roles secure access to the data related to this business question:

- [Account Payable Invoice Supervisor](#)
- [Account Payable Payment Supervisor](#)
- [Accounts Payable Manager](#)
- [Accounts Payable Specialist](#)
- [Accounts Payable Supervisor](#)

Duty Roles

The following duty roles secure access to the data related to this business question:

- [Accounts Payable Expenses Analysis Duty](#)

What is the trend of AP Expenses for the past six quarters?

Subject Areas

The following subject areas contain the folders and attributes needed to answer this business question:

- [Financials—AP Expenses](#)

Job Roles

The following job roles secure access to the data related to this business question:

- [Account Payable Invoice Supervisor](#)
- [Account Payable Payment Supervisor](#)
- [Accounts Payable Manager](#)
- [Accounts Payable Specialist](#)
- [Accounts Payable Supervisor](#)

Duty Roles

The following duty roles secure access to the data related to this business question:

- [Accounts Payable Expenses Analysis Duty](#)

What is the distribution of AP Expenses by top 10 suppliers?

Subject Areas

The following subject areas contain the folders and attributes needed to answer this business question:

- [Financials—AP Expenses](#)

Job Roles

The following job roles secure access to the data related to this business question:

- [Account Payable Invoice Supervisor](#)
- [Account Payable Payment Supervisor](#)
- [Accounts Payable Manager](#)
- [Accounts Payable Specialist](#)
- [Accounts Payable Supervisor](#)

Duty Roles

The following duty roles secure access to the data related to this business question:

- [Accounts Payable Expenses Analysis Duty](#)

What is the distribution of AP Expenses by the top five Natural Accounts or Financial Categories?

Subject Areas

The following subject areas contain the folders and attributes needed to answer this business question:

- [Financials—AP Expenses](#)

Job Roles

The following job roles secure access to the data related to this business question:

- [Account Payable Invoice Supervisor](#)
- [Account Payable Payment Supervisor](#)
- [Accounts Payable Manager](#)
- [Accounts Payable Specialist](#)
- [Accounts Payable Supervisor](#)

Duty Roles

The following duty roles secure access to the data related to this business question:

- [Accounts Payable Expenses Analysis Duty](#)

What is the distribution of AP Expenses by each of the cost center?

Subject Areas

The following subject areas contain the folders and attributes needed to answer this business question:

- [Financials—AP Expenses](#)

Job Roles

The following job roles secure access to the data related to this business question:

- [Account Payable Invoice Supervisor](#)
- [Account Payable Payment Supervisor](#)
- [Accounts Payable Manager](#)
- [Accounts Payable Specialist](#)
- [Accounts Payable Supervisor](#)

Duty Roles

The following duty roles secure access to the data related to this business question:

- [Accounts Payable Expenses Analysis Duty](#)

What is the count and amount of transactions processed over the period of time?

Subject Areas

The following subject areas contain the folders and attributes needed to answer this business question:

- [Financials—AR Transactions](#)

Job Roles

The following job roles secure access to the data related to this business question:

- [Accounts Receivable Manager](#)
- [Accounts Receivable Specialist](#)

Duty Roles

The following duty roles secure access to the data related to this business question:

- [Accounts Receivable Transactions Analysis Duty](#)

What is the classification of transactions processed during the period by Transaction Type and Source?

Subject Areas

The following subject areas contain the folders and attributes needed to answer this business question:

- [Financials—AR Transactions](#)

Job Roles

The following job roles secure access to the data related to this business question:

- [Accounts Receivable Manager](#)
- [Accounts Receivable Specialist](#)

Duty Roles

The following duty roles secure access to the data related to this business question:

- [Accounts Receivable Transactions Analysis Duty](#)

What are the payment terms and receipt methods associated with the transactions?

Subject Areas

The following subject areas contain the folders and attributes needed to answer this business question:

- [Financials—AR Transactions](#)

Job Roles

The following job roles secure access to the data related to this business question:

- [Accounts Receivable Manager](#)
- [Accounts Receivable Specialist](#)

Duty Roles

The following duty roles secure access to the data related to this business question:

- [Accounts Receivable Transactions Analysis Duty](#)

What is the summary of Transactions by statuses?

Subject Areas

The following subject areas contain the folders and attributes needed to answer this business question:

- [Financials—AR Transactions](#)

Job Roles

The following job roles secure access to the data related to this business question:

- [Accounts Receivable Manager](#)
- [Accounts Receivable Specialist](#)

Duty Roles

The following duty roles secure access to the data related to this business question:

- [Accounts Receivable Transactions Analysis Duty](#)

What is the count and amount of receipts processed over the period of time?

Subject Areas

The following subject areas contain the folders and attributes needed to answer this business question:

- [Financials—AR Receipts and Applications](#)

Job Roles

The following job roles secure access to the data related to this business question:

- [Accounts Receivable Manager](#)
- [Accounts Receivable Specialist](#)

Duty Roles

The following duty roles secure access to the data related to this business question:

- [Accounts Receivable Receipts and Applications Analysis Duty](#)

What is the count and amount of applied receipts?

Subject Areas

The following subject areas contain the folders and attributes needed to answer this business question:

- [Financials—AR Receipts and Applications](#)

Job Roles

The following job roles secure access to the data related to this business question:

- [Accounts Receivable Manager](#)
- [Accounts Receivable Specialist](#)

Duty Roles

The following duty roles secure access to the data related to this business question:

- [Accounts Receivable Receipts and Applications Analysis Duty](#)

What is the count and amount of unapplied receipts?

Subject Areas

The following subject areas contain the folders and attributes needed to answer this business question:

- [Financials—AR Receipts and Applications](#)

Job Roles

The following job roles secure access to the data related to this business question:

- [Accounts Receivable Manager](#)
- [Accounts Receivable Specialist](#)

Duty Roles

The following duty roles secure access to the data related to this business question:

- [Accounts Receivable Receipts and Applications Analysis Duty](#)

What is the trend for Average Receipt Days?

Subject Areas

The following subject areas contain the folders and attributes needed to answer this business question:

- [Financials—AR Receipts and Applications](#)

Job Roles

The following job roles secure access to the data related to this business question:

- [Accounts Receivable Manager](#)
- [Accounts Receivable Specialist](#)

Duty Roles

The following duty roles secure access to the data related to this business question:

- [Accounts Receivable Receipts and Applications Analysis Duty](#)

What is the analysis of due and overdue receipts?

Subject Areas

The following subject areas contain the folders and attributes needed to answer this business question:

- [Financials—AR Receipts and Applications](#)

Job Roles

The following job roles secure access to the data related to this business question:

- [Accounts Receivable Manager](#)
- [Accounts Receivable Specialist](#)

Duty Roles

The following duty roles secure access to the data related to this business question:

- [Accounts Receivable Receipts and Applications Analysis Duty](#)

What is the amount of discount Taken vs Lost?

Subject Areas

The following subject areas contain the folders and attributes needed to answer this business question:

- [Financials—AR Receipts and Applications](#)

Job Roles

The following job roles secure access to the data related to this business question:

- [Accounts Receivable Manager](#)
- [Accounts Receivable Specialist](#)

Duty Roles

The following duty roles secure access to the data related to this business question:

- [Accounts Receivable Receipts and Applications Analysis Duty](#)

What is the count and amount of credit memo applications during the period?

Subject Areas

The following subject areas contain the folders and attributes needed to answer this business question:

- [Financials—AR Credit Memo Applications](#)

Job Roles

The following job roles secure access to the data related to this business question:

- [Accounts Receivable Manager](#)
- [Accounts Receivable Specialist](#)

Duty Roles

The following duty roles secure access to the data related to this business question:

- [Accounts Receivable Credit Memo Applications Analysis Duty](#)

What is the analysis of credit memo applications by Business Unit, Time Period, Customers, GL Accounts, and so on?

Subject Areas

The following subject areas contain the folders and attributes needed to answer this business question:

- [Financials - AR Credit Memo Applications](#)

Job Roles

The following job roles secure access to the data related to this business question:

- [Accounts Receivable Manager](#)
- [Accounts Receivable Specialist](#)

Duty Roles

The following duty roles secure access to the data related to this business question:

- [Accounts Receivable Credit Memo Applications Analysis Duty](#)

What is the status of CM application transactions?

Subject Areas

The following subject areas contain the folders and attributes needed to answer this business question:

- [Financials - AR Credit Memo Applications](#)

Job Roles

The following job roles secure access to the data related to this business question:

- [Accounts Receivable Manager](#)
- [Accounts Receivable Specialist](#)

Duty Roles

The following duty roles secure access to the data related to this business question:

- [Accounts Receivable Credit Memo Applications Analysis Duty](#)

What is the count and amount of AR Adjustments processed during the period?

Subject Areas

The following subject areas contain the folders and attributes needed to answer this business question:

- [Financials - AR Adjustments](#)

Job Roles

The following job roles secure access to the data related to this business question:

- [Accounts Receivable Manager](#)
- [Accounts Receivable Specialist](#)

Duty Roles

The following duty roles secure access to the data related to this business question:

- [Accounts Receivable Adjustments Analysis Duty](#)

What is the analysis of AR Adjustments by Business Unit, Time Period, Customers, GL Accounts, and so on?

Subject Areas

The following subject areas contain the folders and attributes needed to answer this business question:

- [Financials - AR Adjustments](#)

Job Roles

The following job roles secure access to the data related to this business question:

- [Accounts Receivable Manager](#)
- [Accounts Receivable Specialist](#)

Duty Roles

The following duty roles secure access to the data related to this business question:

- [Accounts Receivable Adjustments Analysis Duty](#)

What is the ratio of AR Adjustments applications to Invoice %?

Subject Areas

The following subject areas contain the folders and attributes needed to answer this business question:

- [Financials - AR Adjustments](#)

Job Roles

The following job roles secure access to the data related to this business question:

- [Accounts Receivable Manager](#)
- [Accounts Receivable Specialist](#)

Duty Roles

The following duty roles secure access to the data related to this business question:

- [Accounts Receivable Adjustments Analysis Duty](#)

What is the status of AR Adjustments?

Subject Areas

The following subject areas contain the folders and attributes needed to answer this business question:

- [Financials - AR Adjustments](#)

Job Roles

The following job roles secure access to the data related to this business question:

- [Accounts Receivable Manager](#)
- [Accounts Receivable Specialist](#)

Duty Roles

The following duty roles secure access to the data related to this business question:

- [Accounts Receivable Adjustments Analysis Duty](#)

What is the count and value of AR invoices Overdue?

Subject Areas

The following subject areas contain the folders and attributes needed to answer this business question:

- [Financials - AR Aging](#)

Job Roles

The following job roles secure access to the data related to this business question:

- [Accounts Receivable Manager](#)
- [Accounts Receivable Specialist](#)

Duty Roles

The following duty roles secure access to the data related to this business question:

- [Accounts Receivable Aging Analysis Duty](#)

What is the count and value of AR Invoices Current?

Subject Areas

The following subject areas contain the folders and attributes needed to answer this business question:

- [Financials - AR Aging](#)

Job Roles

The following job roles secure access to the data related to this business question:

- [Accounts Receivable Manager](#)
- [Accounts Receivable Specialist](#)

Duty Roles

The following duty roles secure access to the data related to this business question:

- [Accounts Receivable Aging Analysis Duty](#)

What is the summary of AR invoices across aging buckets, count and value?

Subject Areas

The following subject areas contain the folders and attributes needed to answer this business question:

- [Financials - AR Aging](#)

Job Roles

The following job roles secure access to the data related to this business question:

- [Accounts Receivable Manager](#)
- [Accounts Receivable Specialist](#)

Duty Roles

The following duty roles secure access to the data related to this business question:

- [Accounts Receivable Aging Analysis Duty](#)

What is the summary of AR invoices overdue with respect to their aging buckets and payment terms?

Subject Areas

The following subject areas contain the folders and attributes needed to answer this business question:

- [Financials - AR Aging](#)

Job Roles

The following job roles secure access to the data related to this business question:

- [Accounts Receivable Manager](#)
- [Accounts Receivable Specialist](#)

Duty Roles

The following duty roles secure access to the data related to this business question:

- [Accounts Receivable Aging Analysis Duty](#)

What is the trend of outstanding AR Balances by Customer or Business Unit?

Subject Areas

The following subject areas contain the folders and attributes needed to answer this business question:

- [Financials - AR Aging](#)

Job Roles

The following job roles secure access to the data related to this business question:

- [Accounts Receivable Manager](#)
- [Accounts Receivable Specialist](#)

Duty Roles

The following duty roles secure access to the data related to this business question:

- [Accounts Receivable Aging Analysis Duty](#)

What is the AR account activity for the period and balance amount by Business Unit?

Subject Areas

The following subject areas contain the folders and attributes needed to answer this business question:

- [Financials - AR Aging](#)

Job Roles

The following job roles secure access to the data related to this business question:

- [Accounts Receivable Manager](#)
- [Accounts Receivable Specialist](#)

Duty Roles

The following duty roles secure access to the data related to this business question:

- [Accounts Receivable Aging Analysis Duty](#)

How are AR balances trending for a particular customer over the last eight quarters?

Subject Areas

The following subject areas contain the folders and attributes needed to answer this business question:

- [Financials - AR Aging](#)

Job Roles

The following job roles secure access to the data related to this business question:

- [Accounts Receivable Manager](#)
- [Accounts Receivable Specialist](#)

Duty Roles

The following duty roles secure access to the data related to this business question:

- [Accounts Receivable Aging Analysis Duty](#)

What are the top 10 customers with maximum AR outstanding?

Subject Areas

The following subject areas contain the folders and attributes needed to answer this business question:

- [Financials - AR Aging](#)

Job Roles

The following job roles secure access to the data related to this business question:

- [Accounts Receivable Manager](#)
- [Accounts Receivable Specialist](#)

Duty Roles

The following duty roles secure access to the data related to this business question:

- [Accounts Receivable Aging Analysis Duty](#)

What is the trend for operating revenue for past 6 quarters by Ledger, Legal Entity, Billing BU, etc?

Subject Areas

The following subject areas contain the folders and attributes needed to answer this business question:

- [Financials - AR Revenue](#)

Job Roles

The following job roles secure access to the data related to this business question:

- [Accounts Receivable Manager](#)
- [Accounts Receivable Specialist](#)

Duty Roles

The following duty roles secure access to the data related to this business question:

- [Accounts Receivable Revenue Analysis Duty](#)

What is the revenue mix by geography, business units, product lines, SKU, key customers, transaction source, transaction type?

Subject Areas

The following subject areas contain the folders and attributes needed to answer this business question:

- [Financials - AR Revenue](#)

Job Roles

The following job roles secure access to the data related to this business question:

- [Accounts Receivable Manager](#)
- [Accounts Receivable Specialist](#)

Duty Roles

The following duty roles secure access to the data related to this business question:

- [Accounts Receivable Revenue Analysis Duty](#)

What is the distribution of Revenue by top 10 customer accounts?

Subject Areas

The following subject areas contain the folders and attributes needed to answer this business question:

- [Financials - AR Revenue](#)

Job Roles

The following job roles secure access to the data related to this business question:

- [Accounts Receivable Manager](#)
- [Accounts Receivable Specialist](#)

Duty Roles

The following duty roles secure access to the data related to this business question:

- [Accounts Receivable Revenue Analysis Duty](#)

What is the contribution of non operating revenue and trend for past quarters?

Subject Areas

The following subject areas contain the folders and attributes needed to answer this business question:

- [Financials - AR Revenue](#)

Job Roles

The following job roles secure access to the data related to this business question:

- [Accounts Receivable Manager](#)
- [Accounts Receivable Specialist](#)

Duty Roles

The following duty roles secure access to the data related to this business question:

- [Accounts Receivable Revenue Analysis Duty](#)

What is the distribution of revenue by top 5 revenue accounts?

Subject Areas

The following subject areas contain the folders and attributes needed to answer this business question:

- [Financials - AR Revenue](#)

Job Roles

The following job roles secure access to the data related to this business question:

- [Accounts Receivable Manager](#)
- [Accounts Receivable Specialist](#)

Duty Roles

The following duty roles secure access to the data related to this business question:

- [Accounts Receivable Revenue Analysis Duty](#)

What is the amount of deferred revenue further classified by long term and short term deferred revenue?

Subject Areas

The following subject areas contain the folders and attributes needed to answer this business question:

- [Financials - AR Revenue](#)

Job Roles

The following job roles secure access to the data related to this business question:

- [Accounts Receivable Manager](#)
- [Accounts Receivable Specialist](#)

Duty Roles

The following duty roles secure access to the data related to this business question:

- [Accounts Receivable Revenue Analysis Duty](#)

What is the revenue recognition for the fiscal period in comparison to billings in prior periods (Bill in Advance) or billing in future (Bill in Arrears)?

Subject Areas

The following subject areas contain the folders and attributes needed to answer this business question:

- [Financials - AR Revenue](#)

Job Roles

The following job roles secure access to the data related to this business question:

- [Accounts Receivable Manager](#)
- [Accounts Receivable Specialist](#)

Duty Roles

The following duty roles secure access to the data related to this business question:

- [Accounts Receivable Revenue Analysis Duty](#)

What is the breakdown of inter company revenue vs external revenue based on AR transaction type, transaction source?

Subject Areas

The following subject areas contain the folders and attributes needed to answer this business question:

- [Financials - AR Revenue](#)

Job Roles

The following job roles secure access to the data related to this business question:

- [Accounts Receivable Manager](#)
- [Accounts Receivable Specialist](#)

Duty Roles

The following duty roles secure access to the data related to this business question:

- [Accounts Receivable Revenue Analysis Duty](#)

What is the Revenue mix from services, subscription fees, material installation, merchant fees, sale of goods, etc?

Subject Areas

The following subject areas contain the folders and attributes needed to answer this business question:

- [Financials - AR Revenue](#)

Job Roles

The following job roles secure access to the data related to this business question:

- [Accounts Receivable Manager](#)
- [Accounts Receivable Specialist](#)

Duty Roles

The following duty roles secure access to the data related to this business question:

- [Accounts Receivable Revenue Analysis Duty](#)

What is the summary as well as detailed analysis of revenue vs billed amount (including taxes) in Transaction Currency, Ledger Currency, Analytics Currency?

Subject Areas

The following subject areas contain the folders and attributes needed to answer this business question:

- [Financials - AR Revenue](#)

Job Roles

The following job roles secure access to the data related to this business question:

- [Accounts Receivable Manager](#)
- [Accounts Receivable Specialist](#)

Duty Roles

The following duty roles secure access to the data related to this business question:

- [Accounts Receivable Revenue Analysis Duty](#)

How to reconcile GL Balances/Journals and all contributing subledger transactions including manual journals in GL with post SLA accounting details in a single consolidate report?

Subject Areas

The following subject areas contain the folders and attributes needed to answer this business question:

- [Financials - GL Account Analysis](#)

Job Roles

The following job roles secure access to the data related to this business question:

- [Account Payable Invoice Supervisor](#)
- [Account Payable Payment Supervisor](#)
- [Accounts Payable Manager](#)
- [Accounts Payable Specialist](#)
- [Accounts Payable Supervisor](#)
- [Accounts Receivable Manager](#)
- [Accounts Receivable Specialist](#)
- [Financial Analyst](#)
- [General Accountant](#)
- [General Accounting Manager](#)

Duty Roles

The following duty roles secure access to the data related to this business question:

- [General Ledger Account Analysis Duty](#)

How to analyze GL Balances/Journals with the ability to get the extended details of subledger transaction attributes and accounting events?

Subject Areas

The following subject areas contain the folders and attributes needed to answer this business question:

- [Financials - GL Account Analysis](#)

Job Roles

The following job roles secure access to the data related to this business question:

- [Account Payable Invoice Supervisor](#)

- [Account Payable Payment Supervisor](#)
- [Accounts Payable Manager](#)
- [Accounts Payable Specialist](#)
- [Accounts Payable Supervisor](#)
- [Accounts Receivable Manager](#)
- [Accounts Receivable Specialist](#)
- [Financial Analyst](#)
- [General Accountant](#)
- [General Accounting Manager](#)

Duty Roles

The following duty roles secure access to the data related to this business question:

- [General Ledger Account Analysis Duty](#)

How to get consolidated abstract view of GL account activity for a period and associated subledger transaction activity?

Subject Areas

The following subject areas contain the folders and attributes needed to answer this business question:

- [Financials - GL Account Analysis](#)

Job Roles

The following job roles secure access to the data related to this business question:

- [Account Payable Invoice Supervisor](#)
- [Account Payable Payment Supervisor](#)
- [Accounts Payable Manager](#)
- [Accounts Payable Specialist](#)
- [Accounts Payable Supervisor](#)
- [Accounts Receivable Manager](#)
- [Accounts Receivable Specialist](#)
- [Financial Analyst](#)
- [General Accountant](#)
- [General Accounting Manager](#)

Duty Roles

The following duty roles secure access to the data related to this business question:

- [General Ledger Account Analysis Duty](#)

How to facilitate intuitive drill to details for GL Balances, Journals or subledger transactions for detailed analysis with minimum number of clicks?

Subject Areas

The following subject areas contain the folders and attributes needed to answer this business question:

- [Financials - GL Account Analysis](#)

Job Roles

The following job roles secure access to the data related to this business question:

- [Account Payable Invoice Supervisor](#)
- [Account Payable Payment Supervisor](#)
- [Accounts Payable Manager](#)
- [Accounts Payable Specialist](#)
- [Accounts Payable Supervisor](#)
- [Accounts Receivable Manager](#)
- [Accounts Receivable Specialist](#)
- [Financial Analyst](#)
- [General Accountant](#)
- [General Accounting Manager](#)

Duty Roles

The following duty roles secure access to the data related to this business question:

- [General Ledger Account Analysis Duty](#)

How to support account analysis across multi period, multi ledger at detailed or roll up account levels across Chart of Account Segments?

Subject Areas

The following subject areas contain the folders and attributes needed to answer this business question:

- [Financials - GL Account Analysis](#)

Job Roles

The following job roles secure access to the data related to this business question:

- [Account Payable Invoice Supervisor](#)

- [Account Payable Payment Supervisor](#)
- [Accounts Payable Manager](#)
- [Accounts Payable Specialist](#)
- [Accounts Payable Supervisor](#)
- [Accounts Receivable Manager](#)
- [Accounts Receivable Specialist](#)
- [Financial Analyst](#)
- [General Accountant](#)
- [General Accounting Manager](#)

Duty Roles

The following duty roles secure access to the data related to this business question:

- [General Ledger Account Analysis Duty](#)

How to monitor GL accounts with respect to accounting and posting activity for all contributing transactions during an accounting period?

Subject Areas

The following subject areas contain the folders and attributes needed to answer this business question:

- [Financials - GL Account Analysis](#)

Job Roles

The following job roles secure access to the data related to this business question:

- [Account Payable Invoice Supervisor](#)
- [Account Payable Payment Supervisor](#)
- [Accounts Payable Manager](#)
- [Accounts Payable Specialist](#)
- [Accounts Payable Supervisor](#)
- [Accounts Receivable Manager](#)
- [Accounts Receivable Specialist](#)
- [Financial Analyst](#)
- [General Accountant](#)
- [General Accounting Manager](#)

Duty Roles

The following duty roles secure access to the data related to this business question:

- [General Ledger Account Analysis Duty](#)

How much did the organization spend with suppliers, commodities, buyers, cost center, contracts vs non contracts, leakage etc.?

Subject Areas

The following subject areas contain the folders and attributes needed to answer this business question:

- [Procurement - Spend](#)

Job Roles

The following job roles secure access to the data related to this business question:

- [Account Payable Invoice Supervisor](#)
- [Account Payable Payment Supervisor](#)
- [Accounts Payable Manager](#)
- [Accounts Payable Specialist](#)
- [Accounts Payable Supervisor](#)
- [Buyer](#)
- [Category Manager](#)
- [Procurement Contract Administrator](#)
- [Procurement Manager](#)
- [Purchase Analysis](#)

Duty Roles

The following duty roles secure access to the data related to this business question:

- [Procurement Spend Analysis Duty](#)

Identify items and categories with cost-saving potential in procurement operations based on prices.

Subject Areas

The following subject areas contain the folders and attributes needed to answer this business question:

- [Procurement - Spend](#)

Job Roles

The following job roles secure access to the data related to this business question:

- [Account Payable Invoice Supervisor](#)
- [Account Payable Payment Supervisor](#)

- [Accounts Payable Manager](#)
- [Accounts Payable Specialist](#)
- [Accounts Payable Supervisor](#)
- [Buyer](#)
- [Category Manager](#)
- [Procurement Contract Administrator](#)
- [Procurement Manager](#)
- [Purchase Analysis](#)

Duty Roles

The following duty roles secure access to the data related to this business question:

- [Procurement Spend Analysis Duty](#)

Identify the key areas for improving process efficiencies.

Subject Areas

The following subject areas contain the folders and attributes needed to answer this business question:

- [Procurement - Spend](#)

Job Roles

The following job roles secure access to the data related to this business question:

- [Account Payable Invoice Supervisor](#)
- [Account Payable Payment Supervisor](#)
- [Accounts Payable Manager](#)
- [Accounts Payable Specialist](#)
- [Accounts Payable Supervisor](#)
- [Buyer](#)
- [Category Manager](#)
- [Procurement Contract Administrator](#)
- [Procurement Manager](#)
- [Purchase Analysis](#)

Duty Roles

The following duty roles secure access to the data related to this business question:

- [Procurement Spend Analysis Duty](#)

Identify items, categories, and suppliers with compliance issues in their purchase agreements.

Subject Areas

The following subject areas contain the folders and attributes needed to answer this business question:

- [Procurement - Spend](#)

Job Roles

The following job roles secure access to the data related to this business question:

- [Account Payable Invoice Supervisor](#)
- [Account Payable Payment Supervisor](#)
- [Accounts Payable Manager](#)
- [Accounts Payable Specialist](#)
- [Accounts Payable Supervisor](#)
- [Buyer](#)
- [Category Manager](#)
- [Procurement Contract Administrator](#)
- [Procurement Manager](#)
- [Purchase Analysis](#)

Duty Roles

The following duty roles secure access to the data related to this business question:

- [Procurement Spend Analysis Duty](#)

What is the employee expense Spend by Business Units?

Subject Areas

The following subject areas contain the folders and attributes needed to answer this business question:

- [Financials—EXM Employee Expenses](#)

Job Roles

The following job roles secure access to the data related to this business question:

- [Expense Manager](#)

Duty Roles

The following duty roles secure access to the data related to this business question:

- [Employee Expense Analysis Duty](#)

What are the top expense reports which are paid?

Subject Areas

The following subject areas contain the folders and attributes needed to answer this business question:

- [Financials—EXM Employee Expenses](#)

Job Roles

The following job roles secure access to the data related to this business question:

- [Expense Manager](#)

Duty Roles

The following duty roles secure access to the data related to this business question:

- [Employee Expense Analysis Duty](#)

What is the total expenses by number of expense reports for employee, manager, organization, cost centers?

Subject Areas

The following subject areas contain the folders and attributes needed to answer this business question:

- [Financials—EXM Employee Expenses](#)

Job Roles

The following job roles secure access to the data related to this business question:

- [Expense Manager](#)

Duty Roles

The following duty roles secure access to the data related to this business question:

- [Employee Expense Analysis Duty](#)

What is the Total Expense Trend for last few quarters?

Subject Areas

The following subject areas contain the folders and attributes needed to answer this business question:

- [Financials—EXM Employee Expenses](#)

Job Roles

The following job roles secure access to the data related to this business question:

- [Expense Manager](#)

Duty Roles

The following duty roles secure access to the data related to this business question:

- [Employee Expense Analysis Duty](#)

Which are top cost centers by employee expenses?

Subject Areas

The following subject areas contain the folders and attributes needed to answer this business question:

- [Financials—EXM Employee Expenses](#)

Job Roles

The following job roles secure access to the data related to this business question:

- [Expense Manager](#)

Duty Roles

The following duty roles secure access to the data related to this business question:

- [Employee Expense Analysis Duty](#)

What is the expense breakdown by expense type?

Subject Areas

The following subject areas contain the folders and attributes needed to answer this business question:

- [Financials—EXM Employee Expenses](#)

Job Roles

The following job roles secure access to the data related to this business question:

- [Expense Manager](#)

Duty Roles

The following duty roles secure access to the data related to this business question:

- [Employee Expense Analysis Duty](#)

What is the number of expenses which are filed late?

Subject Areas

The following subject areas contain the folders and attributes needed to answer this business question:

- [Financials—EXM Employee Expenses](#)

Job Roles

The following job roles secure access to the data related to this business question:

- [Expense Manager](#)

Duty Roles

The following duty roles secure access to the data related to this business question:

- [Employee Expense Analysis Duty](#)

Who are the top managers by expenses?

Subject Areas

The following subject areas contain the folders and attributes needed to answer this business question:

- [Financials—EXM Employee Expenses](#)

Job Roles

The following job roles secure access to the data related to this business question:

- [Expense Manager](#)

Duty Roles

The following duty roles secure access to the data related to this business question:

- [Employee Expense Analysis Duty](#)

Which are the top cost centers and organizations with Audit violations for expense reports which are paid?

Subject Areas

The following subject areas contain the folders and attributes needed to answer this business question:

- [Financials—EXM Employee Expenses](#)

Job Roles

The following job roles secure access to the data related to this business question:

- [Expense Manager](#)

Duty Roles

The following duty roles secure access to the data related to this business question:

- [Employee Expense Analysis Duty](#)

What is the percentage of reports which are Auto approved?

Subject Areas

The following subject areas contain the folders and attributes needed to answer this business question:

- [Financials—EXM Employee Expenses](#)

Job Roles

The following job roles secure access to the data related to this business question:

- [Expense Manager](#)

Duty Roles

The following duty roles secure access to the data related to this business question:

-
- [Employee Expense Analysis Duty](#)

What is the trend in Credit vs Cash expense?

Subject Areas

The following subject areas contain the folders and attributes needed to answer this business question:

- [Financials—EXM Employee Expenses](#)

Job Roles

The following job roles secure access to the data related to this business question:

- [Expense Manager](#)

Duty Roles

The following duty roles secure access to the data related to this business question:

- [Employee Expense Analysis Duty](#)

What are the cycle times for report submission, filing, approvals?

Subject Areas

The following subject areas contain the folders and attributes needed to answer this business question:

- [Financials—EXM Employee Expenses](#)

Job Roles

The following job roles secure access to the data related to this business question:

- [Expense Manager](#)

Duty Roles

The following duty roles secure access to the data related to this business question:

- [Employee Expense Analysis Duty](#)

What commodities and services have been purchased, in what volume and price?

Subject Areas

The following subject areas contain the folders and attributes needed to answer this business question:

- [Procurement—Purchase Orders](#)

Job Roles

The following job roles secure access to the data related to this business question:

- [Buyer](#)
- [Category Manager](#)
- [Procurement Contract Administrator](#)
- [Procurement Manager](#)
- [Purchase Analysis](#)

Duty Roles

The following duty roles secure access to the data related to this business question:

- [Procurement Purchase Order Analysis Duty](#)

How is purchase distributed across suppliers?

Subject Areas

The following subject areas contain the folders and attributes needed to answer this business question:

- [Procurement—Purchase Orders](#)

Job Roles

The following job roles secure access to the data related to this business question:

- [Buyer](#)
- [Category Manager](#)
- [Procurement Contract Administrator](#)
- [Procurement Manager](#)
- [Purchase Analysis](#)

Duty Roles

The following duty roles secure access to the data related to this business question:

- [Procurement Purchase Order Analysis Duty](#)

Is a company using strategic suppliers and contracts effectively?

Subject Areas

The following subject areas contain the folders and attributes needed to answer this business question:

- [Procurement—Purchase Orders](#)

Job Roles

The following job roles secure access to the data related to this business question:

- [Buyer](#)
- [Category Manager](#)
- [Procurement Contract Administrator](#)
- [Procurement Manager](#)
- [Purchase Analysis](#)

Duty Roles

The following duty roles secure access to the data related to this business question:

- [Procurement Purchase Order Analysis Duty](#)

What are my purchase volume across business units?

Subject Areas

The following subject areas contain the folders and attributes needed to answer this business question:

- [Procurement—Purchase Orders](#)

Job Roles

The following job roles secure access to the data related to this business question:

- [Buyer](#)
- [Category Manager](#)
- [Procurement Contract Administrator](#)
- [Procurement Manager](#)
- [Purchase Analysis](#)

Duty Roles

The following duty roles secure access to the data related to this business question:

- [Procurement Purchase Order Analysis Duty](#)

What is my contract vs off contract spend?

Subject Areas

The following subject areas contain the folders and attributes needed to answer this business question:

- [Procurement—Purchase Orders](#)

Job Roles

The following job roles secure access to the data related to this business question:

- [Buyer](#)
- [Category Manager](#)
- [Procurement Contract Administrator](#)
- [Procurement Manager](#)
- [Purchase Analysis](#)

Duty Roles

The following duty roles secure access to the data related to this business question:

- [Procurement Purchase Order Analysis Duty](#)

What are cycle times in terms of PR and PO Approval, PR to PO conversion?

Subject Areas

The following subject areas contain the folders and attributes needed to answer this business question:

- [Procurement—Purchase Orders](#)

Job Roles

The following job roles secure access to the data related to this business question:

- [Buyer](#)
- [Category Manager](#)
- [Procurement Contract Administrator](#)
- [Procurement Manager](#)
- [Purchase Analysis](#)

Duty Roles

The following duty roles secure access to the data related to this business question:

- [Procurement Purchase Order Analysis Duty](#)

How many times are we amending purchase orders and whether amendment initiation is internal or external?

Subject Areas

The following subject areas contain the folders and attributes needed to answer this business question:

- [Procurement—Purchase Orders](#)

Job Roles

The following job roles secure access to the data related to this business question:

- [Buyer](#)
- [Category Manager](#)
- [Procurement Contract Administrator](#)
- [Procurement Manager](#)
- [Purchase Analysis](#)

Duty Roles

The following duty roles secure access to the data related to this business question:

- [Procurement Purchase Order Analysis Duty](#)

How many approvers on a average are approving purchase orders?

Subject Areas

The following subject areas contain the folders and attributes needed to answer this business question:

- [Procurement—Purchase Orders](#)

Job Roles

The following job roles secure access to the data related to this business question:

- [Buyer](#)
- [Procurement Manager](#)
- [Category Manager](#)
- [Procurement Contract Administrator](#)
- [Purchase Analysis](#)

Duty Roles

The following duty roles secure access to the data related to this business question:

- [Procurement Purchase Order Analysis Duty](#)

What are my lead time standard and variances in purchase cycles?

Subject Areas

The following subject areas contain the folders and attributes needed to answer this business question:

- [Procurement—Purchase Orders](#)

Job Roles

The following job roles secure access to the data related to this business question:

- [Buyer](#)
- [Procurement Manager](#)
- [Category Manager](#)
- [Procurement Contract Administrator](#)
- [Purchase Analysis](#)

Duty Roles

The following duty roles secure access to the data related to this business question:

- [Procurement Purchase Order Analysis Duty](#)

What are purchase orders creation sources and corresponding requisition sources?

Subject Areas

The following subject areas contain the folders and attributes needed to answer this business question:

- [Procurement—Purchase Orders](#)

Job Roles

The following job roles secure access to the data related to this business question:

- [Buyer](#)
- [Category Manager](#)
- [Procurement Contract Administrator](#)
- [Procurement Manager](#)
- [Purchase Analysis](#)

Duty Roles

The following duty roles secure access to the data related to this business question:

- [Procurement Purchase Order Analysis Duty](#)

When were products shipped and what is the average delivery times?

Subject Areas

The following subject areas contain the folders and attributes needed to answer this business question:

- [Procurement—Receipts](#)

Job Roles

The following job roles secure access to the data related to this business question:

- [Buyer](#)
- [Category Manager](#)
- [Procurement Contract Administrator](#)
- [Procurement Manager](#)
- [Purchase Analysis](#)
- [Warehouse Manager](#)

Duty Roles

The following duty roles secure access to the data related to this business question:

- [Procurement Purchase Receipts Analysis Duty](#)

Which suppliers deliver consistently on time?

Subject Areas

The following subject areas contain the folders and attributes needed to answer this business question:

- [Procurement—Receipts](#)

Job Roles

The following job roles secure access to the data related to this business question:

- [Buyer](#)
- [Category Manager](#)
- [Procurement Contract Administrator](#)
- [Procurement Manager](#)
- [Purchase Analysis](#)
- [Warehouse Manager](#)

Duty Roles

The following duty roles secure access to the data related to this business question:

- [Procurement Purchase Receipts Analysis Duty](#)

What is accepted and rejected rates for commodities, by suppliers?

Subject Areas

The following subject areas contain the folders and attributes needed to answer this business question:

- [Procurement—Receipts](#)

Job Roles

The following job roles secure access to the data related to this business question:

- [Buyer](#)
- [Category Manager](#)
- [Procurement Contract Administrator](#)
- [Procurement Manager](#)
- [Purchase Analysis](#)
- [Warehouse Manager](#)

Duty Roles

The following duty roles secure access to the data related to this business question:

- [Procurement Purchase Receipts Analysis Duty](#)

What are return rates for suppliers?

Subject Areas

The following subject areas contain the folders and attributes needed to answer this business question:

- [Procurement—Receipts](#)

Job Roles

The following job roles secure access to the data related to this business question:

- [Buyer](#)
- [Category Manager](#)
- [Procurement Contract Administrator](#)
- [Procurement Manager](#)
- [Purchase Analysis](#)
- [Warehouse Manager](#)

Duty Roles

The following duty roles secure access to the data related to this business question:

- [Procurement Purchase Receipts Analysis Duty](#)

What receipts are created manually or through ASNs?

Subject Areas

The following subject areas contain the folders and attributes needed to answer this business question:

- [Procurement—Receipts](#)

Job Roles

The following job roles secure access to the data related to this business question:

- [Buyer](#)
- [Category Manager](#)
- [Procurement Contract Administrator](#)
- [Procurement Manager](#)
- [Purchase Analysis](#)
- [Warehouse Manager](#)

Duty Roles

The following duty roles secure access to the data related to this business question:

- [Procurement Purchase Receipts Analysis Duty](#)

What are my processing and post processing lead time standards and variances for an Item?

Subject Areas

The following subject areas contain the folders and attributes needed to answer this business question:

- [Procurement—Receipts](#)

Job Roles

The following job roles secure access to the data related to this business question:

- [Buyer](#)
- [Category Manager](#)
- [Procurement Contract Administrator](#)
- [Procurement Manager](#)
- [Purchase Analysis](#)
- [Warehouse Manager](#)

Duty Roles

The following duty roles secure access to the data related to this business question:

- [Procurement Purchase Receipts Analysis Duty](#)

What are my products and services for which we have agreements?

Subject Areas

The following subject areas contain the folders and attributes needed to answer this business question:

- [Procurement—Agreements](#)

Job Roles

The following job roles secure access to the data related to this business question:

- [Buyer](#)
- [Category Manager](#)
- [Procurement Contract Administrator](#)
- [Procurement Manager](#)

Duty Roles

The following duty roles secure access to the data related to this business question:

- [Procurement Purchase Agreement Analysis Duty](#)

What are the agreements utilization rates?

Subject Areas

The following subject areas contain the folders and attributes needed to answer this business question:

- [Procurement—Agreements](#)

Job Roles

The following job roles secure access to the data related to this business question:

- [Buyer](#)
- [Category Manager](#)
- [Procurement Contract Administrator](#)
- [Procurement Manager](#)

Duty Roles

The following duty roles secure access to the data related to this business question:

- [Procurement Purchase Agreement Analysis Duty](#)

Which agreements are under utilized?

Subject Areas

The following subject areas contain the folders and attributes needed to answer this business question:

- [Procurement—Agreements](#)

Job Roles

The following job roles secure access to the data related to this business question:

- [Buyer](#)
- [Category Manager](#)
- [Procurement Contract Administrator](#)
- [Procurement Manager](#)

Duty Roles

The following duty roles secure access to the data related to this business question:

- [Procurement Purchase Agreement Analysis Duty](#)

Which agreements are utilized before expiry?

Subject Areas

The following subject areas contain the folders and attributes needed to answer this business question:

- [Procurement—Agreements](#)

Job Roles

The following job roles secure access to the data related to this business question:

- [Buyer](#)
- [Category Manager](#)
- [Procurement Contract Administrator](#)
- [Procurement Manager](#)

Duty Roles

The following duty roles secure access to the data related to this business question:

- [Procurement Purchase Agreement Analysis Duty](#)

What are the creation sources for agreements?

Subject Areas

The following subject areas contain the folders and attributes needed to answer this business question:

- [Procurement—Agreements](#)

Job Roles

The following job roles secure access to the data related to this business question:

- [Buyer](#)
- [Category Manager](#)
- [Procurement Contract Administrator](#)
- [Procurement Manager](#)

Duty Roles

The following duty roles secure access to the data related to this business question:

- [Procurement Purchase Agreement Analysis Duty](#)

What are my cycle times for agreement approvals?

Subject Areas

The following subject areas contain the folders and attributes needed to answer this business question:

- [Procurement—Agreements](#)

Job Roles

The following job roles secure access to the data related to this business question:

- [Buyer](#)
- [Category Manager](#)
- [Procurement Contract Administrator](#)
- [Procurement Manager](#)

Duty Roles

The following duty roles secure access to the data related to this business question:

- [Procurement Purchase Agreement Analysis Duty](#)

What are my negotiation to agreement approval cycle times?

Subject Areas

The following subject areas contain the folders and attributes needed to answer this business question:

- [Procurement—Agreements](#)

Job Roles

The following job roles secure access to the data related to this business question:

- [Buyer](#)
- [Category Manager](#)
- [Procurement Contract Administrator](#)
- [Procurement Manager](#)

Duty Roles

The following duty roles secure access to the data related to this business question:

- [Procurement Purchase Agreement Analysis Duty](#)

How many times are we amending agreements and whether amendment initiation is internal or external?

Subject Areas

The following subject areas contain the folders and attributes needed to answer this business question:

- [Procurement—Agreements](#)

Job Roles

The following job roles secure access to the data related to this business question:

- [Buyer](#)
- [Procurement Manager](#)
- [Category Manager](#)
- [Procurement Contract Administrator](#)

Duty Roles

The following duty roles secure access to the data related to this business question:

- [Procurement Purchase Agreement Analysis Duty](#)

How many approvers on a average are approving agreements?

Subject Areas

The following subject areas contain the folders and attributes needed to answer this business question:

- [Procurement—Agreements](#)

Job Roles

The following job roles secure access to the data related to this business question:

- [Buyer](#)
- [Category Manager](#)
- [Procurement Contract Administrator](#)
- [Procurement Manager](#)

Duty Roles

The following duty roles secure access to the data related to this business question:

- [Procurement Purchase Agreement Analysis](#)

How long does it take for purchase requisitions to get approved?

Subject Areas

The following subject areas contain the folders and attributes needed to answer this business question:

- [Procurement — Requisitions](#)

Job Roles

The following job roles secure access to the data related to this business question:

- [Buyer](#)
- [Category Manager](#)
- [Procurement Contract Administrator](#)
- [Procurement Manager](#)
- [Purchase Analysis](#)

Duty Roles

The following duty roles secure access to the data related to this business question:

- [Procurement Requisitions Analysis Duty](#)

What is the centralized view of all procurement requests for purchasing department?

Subject Areas

The following subject areas contain the folders and attributes needed to answer this business question:

- [Procurement — Requisitions](#)

Job Roles

The following job roles secure access to the data related to this business question:

- [Buyer](#)
- [Category Manager](#)
- [Procurement Contract Administrator](#)
- [Procurement Manager](#)
- [Purchase Analysis](#)

Duty Roles

The following duty roles secure access to the data related to this business question:

- [Procurement Requisitions Analysis Duty](#)

What is the classification of purchase requisitions by status, type, source of created for a period and associated purchase order details?

Subject Areas

The following subject areas contain the folders and attributes needed to answer this business question:

- [Procurement — Requisitions](#)

Job Roles

The following job roles secure access to the data related to this business question:

- [Buyer](#)
- [Category Manager](#)
- [Procurement Contract Administrator](#)
- [Procurement Manager](#)
- [Purchase Analysis](#)

Duty Roles

The following duty roles secure access to the data related to this business question:

- [Procurement Requisitions Analysis Duty](#)

How many non-catalog purchase requisitions are created by volume, item, and amount?

Subject Areas

The following subject areas contain the folders and attributes needed to answer this business question:

- [Procurement — Requisitions](#)

Job Roles

The following job roles secure access to the data related to this business question:

- [Buyer](#)
- [Category Manager](#)
- [Procurement Contract Administrator](#)
- [Procurement Manager](#)
- [Purchase Analysis](#)

Duty Roles

The following duty roles secure access to the data related to this business question:

- [Procurement Requisitions Analysis Duty](#)

What is the actual cost by Project and Task?

Subject Areas

The following subject areas contain the folders and attributes needed to answer this business question:

- [PPM — Project Costs](#)

Job Roles

The following job roles secure access to the data related to this business question:

- [Project Accountant](#)
- [Project Administrator](#)
- [Project Manager](#)

Duty Roles

The following duty roles secure access to the data related to this business question:

- [Project Costing Costs Analysis Duty](#)

What is the actual cost by Project Type?

Subject Areas

The following subject areas contain the folders and attributes needed to answer this business question:

- [PPM — Project Costs](#)

Job Roles

The following job roles secure access to the data related to this business question:

- [Project Accountant](#)
- [Project Administrator](#)
- [Project Manager](#)

Duty Roles

The following duty roles secure access to the data related to this business question:

- [Project Costing Costs Analysis Duty](#)

What is the actual cost by Project Organization?

Subject Areas

The following subject areas contain the folders and attributes needed to answer this business question:

- [PPM — Project Costs](#)

Job Roles

The following job roles secure access to the data related to this business question:

- [Project Accountant](#)
- [Project Administrator](#)
- [Project Manager](#)

Duty Roles

The following duty roles secure access to the data related to this business question:

- [Project Costing Costs Analysis Duty](#)

What is the actual cost by GL Account for a specific period?

Subject Areas

The following subject areas contain the folders and attributes needed to answer this business question:

- [PPM — Project Costs](#)

Job Roles

The following job roles secure access to the data related to this business question:

- [Project Accountant](#)
- [Project Administrator](#)
- [Project Manager](#)

Duty Roles

The following duty roles secure access to the data related to this business question:

- [Project Costing Costs Analysis Duty](#)

What are the expenditures that contributed to the actual costs?

Subject Areas

The following subject areas contain the folders and attributes needed to answer this business question:

- [PPM — Project Costs](#)

Job Roles

The following job roles secure access to the data related to this business question:

- [Project Accountant](#)
- [Project Administrator](#)
- [Project Manager](#)

Duty Roles

The following duty roles secure access to the data related to this business question:

- [Project Costing Costs Analysis Duty](#)

What are the costs by expenditure type and category?

Subject Areas

The following subject areas contain the folders and attributes needed to answer this business question:

- [PPM — Project Costs](#)

Job Roles

The following job roles secure access to the data related to this business question:

- [Project Accountant](#)
- [Project Administrator](#)
- [Project Manager](#)

Duty Roles

The following duty roles secure access to the data related to this business question:

- [Project Costing Costs Analysis Duty](#)

What % of costs have been Capitalized?

Subject Areas

The following subject areas contain the folders and attributes needed to answer this business question:

- [PPM — Project Costs](#)

Job Roles

The following job roles secure access to the data related to this business question:

- [Project Accountant](#)
- [Project Administrator](#)

- [Project Manager](#)

Duty Roles

The following duty roles secure access to the data related to this business question:

- [Project Costing Costs Analysis Duty](#)

What % of cost have been billed?

Subject Areas

The following subject areas contain the folders and attributes needed to answer this business question:

- [PPM — Project Costs](#)

Job Roles

The following job roles secure access to the data related to this business question:

- [Project Accountant](#)
- [Project Administrator](#)
- [Project Manager](#)

Duty Roles

The following duty roles secure access to the data related to this business question:

- [Project Costing Costs Analysis Duty](#)

What is the actual cost by Project Class codes?

Subject Areas

The following subject areas contain the folders and attributes needed to answer this business question:

- [PPM — Project Costs](#)

Job Roles

The following job roles secure access to the data related to this business question:

- [Project Accountant](#)
- [Project Administrator](#)
- [Project Manager](#)

Duty Roles

The following duty roles secure access to the data related to this business question:

- [Project Costing Costs Analysis Duty](#)

What are the ITD, YTD and PTD actual costs?

Subject Areas

The following subject areas contain the folders and attributes needed to answer this business question:

- [PPM — Project Costs](#)

Job Roles

The following job roles secure access to the data related to this business question:

- [Project Accountant](#)
- [Project Administrator](#)
- [Project Manager](#)

Duty Roles

The following duty roles secure access to the data related to this business question:

- [Project Costing Costs Analysis Duty](#)

What is the Labor cost and effort breakup by Employee, Job?

Subject Areas

The following subject areas contain the folders and attributes needed to answer this business question:

- [PPM — Project Costs](#)

Job Roles

The following job roles secure access to the data related to this business question:

- [Project Accountant](#)
- [Project Administrator](#)
- [Project Manager](#)

Duty Roles

The following duty roles secure access to the data related to this business question:

- [Project Costing Costs Analysis Duty](#)

What is the trend of cost?

Subject Areas

The following subject areas contain the folders and attributes needed to answer this business question:

- [PPM — Project Costs](#)

Job Roles

The following job roles secure access to the data related to this business question:

- [Project Accountant](#)
- [Project Administrator](#)
- [Project Manager](#)

Duty Roles

The following duty roles secure access to the data related to this business question:

- [Project Costing Costs Analysis Duty](#)

What is the total project cost by Project Organization, Project Type, Expenditure type, Expenditure Category, Expenditure Organization?

Subject Areas

The following subject areas contain the folders and attributes needed to answer this business question:

- [PPM — Project Costs](#)

Job Roles

The following job roles secure access to the data related to this business question:

- [Project Accountant](#)
- [Project Administrator](#)
- [Project Manager](#)

Duty Roles

The following duty roles secure access to the data related to this business question:

- [Project Costing Costs Analysis Duty](#)

What is the trend of Project Cost by Organization, Project type etc?

Subject Areas

The following subject areas contain the folders and attributes needed to answer this business question:

- [PPM — Project Costs](#)

Job Roles

The following job roles secure access to the data related to this business question:

- [Project Accountant](#)

- [Project Administrator](#)
- [Project Manager](#)

Duty Roles

The following duty roles secure access to the data related to this business question:

- [Project Costing Costs Analysis Duty](#)

What is the overall net book value for PP&E assets and trend over multiple periods by entity, asset book, etc?

Subject Areas

The following subject areas contain the folders and attributes needed to answer this business question:

- [Financials — Assets Analysis](#)

Job Roles

The following job roles secure access to the data related to this business question:

- [Asset Accountant](#)
- [Asset Accounting Manager](#)

Duty Roles

The following duty roles secure access to the data related to this business question:

- [Fixed Asset Analysis Duty](#)

What is the period active asset unit details for particular asset category and trend details?

Subject Areas

The following subject areas contain the folders and attributes needed to answer this business question:

- [Financials — Assets Analysis](#)

Job Roles

The following job roles secure access to the data related to this business question:

- [Asset Accountant](#)
- [Asset Accounting Manager](#)

Duty Roles

The following duty roles secure access to the data related to this business question:

- [Fixed Asset Analysis Duty](#)

What is the period active asset mix across various asset categories?

Subject Areas

The following subject areas contain the folders and attributes needed to answer this business question:

- [Financials — Assets Analysis](#)

Job Roles

The following job roles secure access to the data related to this business question:

- [Asset Accountant](#)
- [Asset Accounting Manager](#)

Duty Roles

The following duty roles secure access to the data related to this business question:

- [Fixed Asset Analysis Duty](#)

What is the asset mix across various asset types CIP, Capitalized, Expensed?

Subject Areas

The following subject areas contain the folders and attributes needed to answer this business question:

- [Financials — Assets Analysis](#)

Job Roles

The following job roles secure access to the data related to this business question:

- [Asset Accountant](#)
- [Asset Accounting Manager](#)

Duty Roles

The following duty roles secure access to the data related to this business question:

- [Fixed Asset Analysis Duty](#)

What are the period wise last active asset employee assignment details?

Subject Areas

The following subject areas contain the folders and attributes needed to answer this business question:

- [Financials — Assets Analysis](#)

Job Roles

The following job roles secure access to the data related to this business question:

- [Asset Accountant](#)
- [Asset Accounting Manager](#)

Duty Roles

The following duty roles secure access to the data related to this business question:

- [Fixed Asset Analysis Duty](#)

Summary of assets by original cost, salvage value, net book value by entity, category, time historic, etc.

Subject Areas

The following subject areas contain the folders and attributes needed to answer this business question:

- [Financials — Assets Analysis](#)

Job Roles

The following job roles secure access to the data related to this business question:

- [Asset Accountant](#)
- [Asset Accounting Manager](#)

Duty Roles

The following duty roles secure access to the data related to this business question:

- [Fixed Asset Analysis Duty](#)

What is the average life of asset by asset category?

Subject Areas

The following subject areas contain the folders and attributes needed to answer this business question:

- [Financials — Assets Analysis](#)

Job Roles

The following job roles secure access to the data related to this business question:

- [Asset Accountant](#)
- [Asset Accounting Manager](#)

Duty Roles

The following duty roles secure access to the data related to this business question:

- [Fixed Asset Analysis Duty](#)

What is summary of assets which has exceeded economic life or nearby end of life?

Subject Areas

The following subject areas contain the folders and attributes needed to answer this business question:

- [Financials — Assets Analysis](#)

Job Roles

The following job roles secure access to the data related to this business question:

- [Asset Accountant](#)
- [Asset Accounting Manager](#)

Duty Roles

The following duty roles secure access to the data related to this business question:

- [Fixed Asset Analysis Duty](#)

How to track asset book health, lifecycle tracking with historic data?

Subject Areas

The following subject areas contain the folders and attributes needed to answer this business question:

- [Financials — Assets Analysis](#)

Job Roles

The following job roles secure access to the data related to this business question:

- [Asset Accountant](#)
- [Asset Accounting Manager](#)

Duty Roles

The following duty roles secure access to the data related to this business question:

- [Fixed Asset Analysis Duty](#)

What is the summary of asset addition/ CapEx for a particular entity, asset book, asset category?

Subject Areas

The following subject areas contain the folders and attributes needed to answer this business question:

- [Financials — Assets Transactions](#)

Job Roles

The following job roles secure access to the data related to this business question:

- [Asset Accountant](#)
- [Asset Accounting Manager](#)

Duty Roles

The following duty roles secure access to the data related to this business question:

- [Fixed Asset Transactions Analysis Duty](#)

What are the source document details for asset additions?

Subject Areas

The following subject areas contain the folders and attributes needed to answer this business question:

- [Financials — Assets Transactions](#)

Job Roles

The following job roles secure access to the data related to this business question:

- [Asset Accountant](#)
- [Asset Accounting Manager](#)

Duty Roles

The following duty roles secure access to the data related to this business question:

- [Fixed Asset Transactions Analysis Duty](#)

What is the trend of asset retirement over a period of time in terms of cost retired, NBV retired?

Subject Areas

The following subject areas contain the folders and attributes needed to answer this business question:

- [Financials — Assets Transactions](#)

Job Roles

The following job roles secure access to the data related to this business question:

- [Asset Accountant](#)
- [Asset Accounting Manager](#)

Duty Roles

The following duty roles secure access to the data related to this business question:

- [Fixed Asset Transactions Analysis Duty](#)

What are the details of asset retired by various asset categories?

Subject Areas

The following subject areas contain the folders and attributes needed to answer this business question:

- [Financials — Assets Transactions](#)

Job Roles

The following job roles secure access to the data related to this business question:

- [Asset Accountant](#)
- [Asset Accounting Manager](#)

Duty Roles

The following duty roles secure access to the data related to this business question:

- [Fixed Asset Analysis Duty](#)

What is the average cost of removal per unit for retired assets?

Subject Areas

The following subject areas contain the folders and attributes needed to answer this business question:

- [Financials — Assets Transactions](#)

Job Roles

The following job roles secure access to the data related to this business question:

- [Asset Accountant](#)
- [Asset Accounting Manager](#)

Duty Roles

The following duty roles secure access to the data related to this business question:

- [Fixed Asset Transactions Analysis Duty](#)

What is the amount of assets revalued during past 6 quarters?

Subject Areas

The following subject areas contain the folders and attributes needed to answer this business question:

- [Financials — Assets Transactions](#)

Job Roles

The following job roles secure access to the data related to this business question:

- [Asset Accountant](#)
- [Asset Accounting Manager](#)

Duty Roles

The following duty roles secure access to the data related to this business question:

- [Fixed Asset Transactions Analysis Duty](#)

What is the amount and quantity of assets reclassified during the period?

Subject Areas

The following subject areas contain the folders and attributes needed to answer this business question:

- [Financials — Assets Transactions](#)

Job Roles

The following job roles secure access to the data related to this business question:

- [Asset Accountant](#)
- [Asset Accounting Manager](#)

Duty Roles

The following duty roles secure access to the data related to this business question:

- [Fixed Asset Transactions Analysis Duty](#)

What is the amount and quantity of assets adjusted by transaction type and GL accounts, segments?

Subject Areas

The following subject areas contain the folders and attributes needed to answer this business question:

- [Financials — Assets Transactions](#)

Job Roles

The following job roles secure access to the data related to this business question:

- [Asset Accountant](#)
- [Asset Accounting Manager](#)

Duty Roles

The following duty roles secure access to the data related to this business question:

- [Fixed Asset Transactions Analysis Duty](#)

What is the total commitment cost by Project?

Subject Areas

The following subject areas contain the folders and attributes needed to answer this business question:

- [PPM - Project Commitments](#)

Job Roles

The following job roles secure access to the data related to this business question:

- [Project Accountant](#)
- [Project Administrator](#)
- [Project Manager](#)

Duty Roles

The following duty roles secure access to the data related to this business question:

- [Project Costing Commitments Analysis Duty](#)

What are the outstanding requisitions, purchase orders and supplier invoices by Project that still have commitment costs?

Subject Areas

The following subject areas contain the folders and attributes needed to answer this business question:

- [PPM - Project Commitments](#)

Job Roles

The following job roles secure access to the data related to this business question:

- [Project Accountant](#)
- [Project Administrator](#)
- [Project Manager](#)

Duty Roles

The following duty roles secure access to the data related to this business question:

- [Project Costing Commitments Analysis Duty](#)

Job Roles

Overview

For each job role in this chapter, click the links for more detailed information about the duty roles, subject areas, and business questions associated with the job role.

Account Payable Invoice Supervisor

Code Name

ORA_AP_ACCOUNTS_PAYABLE_INVOICE_SUPERVISOR_JOB

Duty Roles

This job role is related to the following duty roles:

- [Accounts Payable Aging Analysis Duty](#)
- [Accounts Payable Expenses Analysis Duty](#)
- [Accounts Payable Holds Analysis Duty](#)
- [Accounts Payable Invoices Analysis Duty](#)
- [Accounts Payable Liabilities Analysis Duty](#)
- [Accounts Payable Payments Analysis Duty](#)

- General Ledger Account Analysis Duty
- Procurement Spend Analysis Duty

Subject Areas

This job role secures access to the following subject areas:

- Financials—AP Holds
- Financials—AP Aging
- Financials—AP Expenses
- Financials—AP Invoices
- Financials—AP Liabilities
- Financials—AP Payments
- Financials—GL Account Analysis
- Procurement—Spend

Business Questions

This job role secures access to data that can answer the following business questions:

- What are the liabilities distribution details of AP Balances?
- What is the accounting status of liability distributions by invoices?
- What is the average time available to pay off the outstanding AP invoices?
- What are the top 10 suppliers with maximum AP outstanding?
- What is the summary of invoices (count and amount) by various release reasons and released by user?
- What is the amount of AP Expenses by each Business Unit?
- How much did the organization spend with suppliers, commodities, buyers, cost center, contracts vs non contracts, leakage etc.?
- Identify items and categories with cost-saving potential in procurement operations based on prices.
- What is the count and value of AP invoices overdue?
- How to monitor GL accounts with respect to accounting and posting activity for all contributing transactions during an accounting period?
- What is the summary of AP invoices across aging buckets, count, and value?
- How are AP balances trending for a particular supplier over last 8 quarters?
- What is the outstanding AP amount for AP Invoices on Holds?
- How to reconcile GL Balances/Journals and all contributing subledger transactions including manual journals in GL with post SLA accounting details in a single consolidate report?
- How to get consolidated abstract view of GL account activity for a period and associated subledger transaction activity?
- What is the count and amount of invoices processed for the period by business units and trend comparison?

- What is the validation, approval and accounting status of invoices processed during the period?
- What is the count and amount of payments processed for the period by business units and trend comparison?
- What is the average supplier payment days by BU's?
- What is the trend of outstanding AP Balances at consolidated level, supplier level, and Business Unit level?
- What is the current AP amount out of outstanding AP amount for Invoices on Hold?
- What is the overdue AP amount out of outstanding AP amount for Invoices on Hold?
- What is the count and amount of AP Invoices on Hold due to PO matching variances?
- What is the summary of invoices (count and amount) by various hold reasons and hold by user?
- What is the distribution of AP Expenses by top 10 suppliers?
- How to facilitate intuitive drill to details for GL Balances, Journals or subledger transactions for detailed analysis with minimum number of clicks?
- Identify the key areas for improving process efficiencies.
- What are the invoice types processed by AP department and the payment methods used to understand the downstream activities?
- No. of invoices paid vs unpaid including partly paid with amount?
- What is the ratio of on-time payment performance?
- What is the count and amount of overdue payments?
- What are the interest penalties paid by amount and percentage?
- What is the count and amount of AP Invoices on Hold due to distribution variances?
- What is the split of invoices on Hold by manual holds vs system holds?
- What is the distribution of AP Expenses by the top five Natural Accounts or Financial Categories?
- How to analyze GL Balances/Journals with the ability to get the extended details of subledger transaction attributes and accounting events?
- What is the average number of days for invoices on hold and the trend for past six quarters?
- What is the distribution of AP Expenses by each of the cost center?
- How to support account analysis across multi period, multi ledger at detailed or roll up account levels across Chart of Account Segments?
- Identify items, categories, and suppliers with compliance issues in their purchase agreements.
- Analysis around payment terms by transaction type, transaction source for the invoices processed?
- What is the count and amount of AP Invoices that have either Header Level Hold, Line Level Hold, or combination?
- What is the count and amount of AP Invoices on Hold due to supplier site limits?
- What is the trend of AP Expenses for the past six quarters?

Account Payable Payment Supervisor

Code Name

ORA_AP_ACCOUNTS_PAYABLE_PAYMENT_SUPERVISOR_JOB

Duty Roles

This job role is related to the following duty roles:

- [Accounts Payable Aging Analysis Duty](#)
- [Accounts Payable Expenses Analysis Duty](#)
- [Accounts Payable Holds Analysis Duty](#)
- [Accounts Payable Invoices Analysis Duty](#)
- [Accounts Payable Liabilities Analysis Duty](#)
- [Accounts Payable Payments Analysis Duty](#)
- [General Ledger Account Analysis Duty](#)
- [Procurement Spend Analysis Duty](#)

Subject Areas

This job role secures access to the following subject areas:

- [Financials—AP Holds](#)
- [Financials—AP Aging](#)
- [Financials—AP Expenses](#)
- [Financials—AP Invoices](#)
- [Financials—AP Liabilities](#)
- [Financials—AP Payments](#)
- [Financials—GL Account Analysis](#)
- [Procurement—Spend](#)

Business Questions

This job role secures access to data that can answer the following business questions:

- [What are the liabilities distribution details of AP Balances?](#)
- [What is the accounting status of liability distributions by invoices?](#)
- [What is the average time available to pay off the outstanding AP invoices?](#)
- [What are the top 10 suppliers with maximum AP outstanding?](#)
- [What is the summary of invoices \(count and amount\) by various release reasons and released by user?](#)
- [What is the amount of AP Expenses by each Business Unit?](#)
- [How much did the organization spend with suppliers, commodities, buyers, cost center, contracts vs non contracts, leakage etc.?](#)

- Identify items and categories with cost-saving potential in procurement operations based on prices.
- What is the count and value of AP invoices overdue?
- How to monitor GL accounts with respect to accounting and posting activity for all contributing transactions during an accounting period?
- What is the summary of AP invoices across aging buckets, count, and value?
- How are AP balances trending for a particular supplier over last 8 quarters?
- What is the outstanding AP amount for AP Invoices on Holds?
- How to reconcile GL Balances/Journals and all contributing subledger transactions including manual journals in GL with post SLA accounting details in a single consolidate report?
- How to get consolidated abstract view of GL account activity for a period and associated subledger transaction activity?
- What is the count and amount of invoices processed for the period by business units and trend comparison?
- What is the validation, approval and accounting status of invoices processed during the period?
- What is the count and amount of payments processed for the period by business units and trend comparison?
- What is the average supplier payment days by BU's?
- What is the trend of outstanding AP Balances at consolidated level, supplier level, and Business Unit level?
- What is the current AP amount out of outstanding AP amount for Invoices on Hold?
- What is the overdue AP amount out of outstanding AP amount for Invoices on Hold?
- What is the count and amount of AP Invoices on Hold due to PO matching variances?
- What is the summary of invoices (count and amount) by various hold reasons and hold by user?
- What is the distribution of AP Expenses by top 10 suppliers?
- How to facilitate intuitive drill to details for GL Balances, Journals or subledger transactions for detailed analysis with minimum number of clicks?
- Identify the key areas for improving process efficiencies.
- What are the invoice types processed by AP department and the payment methods used to understand the downstream activities?
- No. of invoices paid vs unpaid including partly paid with amount?
- What is the ratio of on-time payment performance?
- What is the count and amount of overdue payments?
- What are the interest penalties paid by amount and percentage?
- What is the count and amount of AP Invoices on Hold due to distribution variances?
- What is the split of invoices on Hold by manual holds vs system holds?
- What is the distribution of AP Expenses by the top five Natural Accounts or Financial Categories?

- How to analyze GL Balances/Journals with the ability to get the extended details of subledger transaction attributes and accounting events?
- What is the average number of days for invoices on hold and the trend for past six quarters?
- What is the distribution of AP Expenses by each of the cost center?
- How to support account analysis across multi period, multi ledger at detailed or roll up account levels across Chart of Account Segments?
- Identify items, categories, and suppliers with compliance issues in their purchase agreements.
- Analysis around payment terms by transaction type, transaction source for the invoices processed?
- What is the count and amount of AP Invoices that have either Header Level Hold, Line Level Hold, or combination?
- What is the count and amount of AP Invoices on Hold due to supplier site limits?
- What is the trend of AP Expenses for the past six quarters?

Accounts Payable Manager

Code Name

ORA_AP_ACCOUNTS_PAYABLE_MANAGER_JOB

Duty Roles

This job role is related to the following duty roles:

- [Accounts Payable Aging Analysis Duty](#)
- [Accounts Payable Expenses Analysis Duty](#)
- [Accounts Payable Holds Analysis Duty](#)
- [Accounts Payable Invoices Analysis Duty](#)
- [Accounts Payable Liabilities Analysis Duty](#)
- [Accounts Payable Payments Analysis Duty](#)
- [General Ledger Account Analysis Duty](#)
- [Procurement Spend Analysis Duty](#)

Subject Areas

This job role secures access to the following subject areas:

- [Financials—AP Holds](#)
- [Financials—AP Aging](#)
- [Financials—AP Expenses](#)
- [Financials—AP Invoices](#)
- [Financials—AP Liabilities](#)
- [Financials—AP Payments](#)

- Financials—GL Account Analysis
- Procurement—Spend

Business Questions

This job role secures access to data that can answer the following business questions:

- What are the liabilities distribution details of AP Balances?
- What is the accounting status of liability distributions by invoices?
- What is the average time available to pay off the outstanding AP invoices?
- What are the top 10 suppliers with maximum AP outstanding?
- What is the summary of invoices (count and amount) by various release reasons and released by user?
- What is the amount of AP Expenses by each Business Unit?
- How much did the organization spend with suppliers, commodities, buyers, cost center, contracts vs non contracts, leakage etc.?
- Identify items and categories with cost-saving potential in procurement operations based on prices.
- What is the count and value of AP invoices overdue?
- How to monitor GL accounts with respect to accounting and posting activity for all contributing transactions during an accounting period?
- What is the summary of AP invoices across aging buckets, count, and value?
- How are AP balances trending for a particular supplier over last 8 quarters?
- What is the outstanding AP amount for AP Invoices on Holds?
- How to reconcile GL Balances/Journals and all contributing subledger transactions including manual journals in GL with post SLA accounting details in a single consolidate report?
- How to get consolidated abstract view of GL account activity for a period and associated subledger transaction activity?
- What is the count and amount of invoices processed for the period by business units and trend comparison?
- What is the validation, approval and accounting status of invoices processed during the period?
- What is the count and amount of payments processed for the period by business units and trend comparison?
- What is the average supplier payment days by BU's?
- What is the trend of outstanding AP Balances at consolidated level, supplier level, and Business Unit level?
- What is the current AP amount out of outstanding AP amount for Invoices on Hold?
- What is the overdue AP amount out of outstanding AP amount for Invoices on Hold?
- What is the count and amount of AP Invoices on Hold due to PO matching variances?
- What is the summary of invoices (count and amount) by various hold reasons and hold by user?

- What is the distribution of AP Expenses by top 10 suppliers?
- How to facilitate intuitive drill to details for GL Balances, Journals or subledger transactions for detailed analysis with minimum number of clicks?
- Identify the key areas for improving process efficiencies.
- What are the invoice types processed by AP department and the payment methods used to understand the downstream activities?
- No. of invoices paid vs unpaid including partly paid with amount?
- What is the ratio of on-time payment performance?
- What is the count and amount of overdue payments?
- What are the interest penalties paid by amount and percentage?
- What is the count and amount of AP Invoices on Hold due to distribution variances?
- What is the split of invoices on Hold by manual holds vs system holds?
- What is the distribution of AP Expenses by the top five Natural Accounts or Financial Categories?
- How to analyze GL Balances/Journals with the ability to get the extended details of subledger transaction attributes and accounting events?
- What is the average number of days for invoices on hold and the trend for past six quarters?
- What is the distribution of AP Expenses by each of the cost center?
- How to support account analysis across multi period, multi ledger at detailed or roll up account levels across Chart of Account Segments?
- Identify items, categories, and suppliers with compliance issues in their purchase agreements.
- Analysis around payment terms by transaction type, transaction source for the invoices processed?
- What is the count and amount of AP Invoices that have either Header Level Hold, Line Level Hold, or combination?
- What is the count and amount of AP Invoices on Hold due to supplier site limits?
- What is the trend of AP Expenses for the past six quarters?

Accounts Payable Specialist

Code Name

ORA_AP_ACCOUNTS_PAYABLE_SPECIALIST_JOB

Duty Roles

This job role is related to the following duty roles:

- [Accounts Payable Aging Analysis Duty](#)
- [Accounts Payable Expenses Analysis Duty](#)
- [Accounts Payable Holds Analysis Duty](#)

- Accounts Payable Invoices Analysis Duty
- Accounts Payable Liabilities Analysis Duty
- Accounts Payable Payments Analysis Duty
- General Ledger Account Analysis Duty
- Procurement Spend Analysis Duty

Subject Areas

This job role secures access to the following subject areas:

- Financials—AP Holds
- Financials—AP Aging
- Financials—AP Expenses
- Financials—AP Invoices
- Financials—AP Liabilities
- Financials—AP Payments
- Financials—GL Account Analysis
- Procurement—Spend

Business Questions

This job role secures access to data that can answer the following business questions:

- What are the liabilities distribution details of AP Balances?
- What is the accounting status of liability distributions by invoices?
- What is the average time available to pay off the outstanding AP invoices?
- What are the top 10 suppliers with maximum AP outstanding?
- What is the summary of invoices (count and amount) by various release reasons and released by user?
- What is the amount of AP Expenses by each Business Unit?
- How much did the organization spend with suppliers, commodities, buyers, cost center, contracts vs non contracts, leakage etc.?
- Identify items and categories with cost-saving potential in procurement operations based on prices.
- What is the count and value of AP invoices overdue?
- How to monitor GL accounts with respect to accounting and posting activity for all contributing transactions during an accounting period?
- What is the summary of AP invoices across aging buckets, count, and value?
- How are AP balances trending for a particular supplier over last 8 quarters?
- What is the outstanding AP amount for AP Invoices on Holds?
- How to reconcile GL Balances/Journals and all contributing subledger transactions including manual journals in GL with post SLA accounting details in a single consolidate report?

- How to get consolidated abstract view of GL account activity for a period and associated subledger transaction activity?
- What is the count and amount of invoices processed for the period by business units and trend comparison?
- What is the validation, approval and accounting status of invoices processed during the period?
- What is the count and amount of payments processed for the period by business units and trend comparison?
- What is the average supplier payment days by BU's?
- What is the trend of outstanding AP Balances at consolidated level, supplier level, and Business Unit level?
- What is the current AP amount out of outstanding AP amount for Invoices on Hold?
- What is the overdue AP amount out of outstanding AP amount for Invoices on Hold?
- What is the count and amount of AP Invoices on Hold due to PO matching variances?
- What is the summary of invoices (count and amount) by various hold reasons and hold by user?
- What is the distribution of AP Expenses by top 10 suppliers?
- How to facilitate intuitive drill to details for GL Balances, Journals or subledger transactions for detailed analysis with minimum number of clicks?
- Identify the key areas for improving process efficiencies.
- What are the invoice types processed by AP department and the payment methods used to understand the downstream activities?
- No. of invoices paid vs unpaid including partly paid with amount?
- What is the ratio of on-time payment performance?
- What is the count and amount of overdue payments?
- What are the interest penalties paid by amount and percentage?
- What is the count and amount of AP Invoices on Hold due to distribution variances?
- What is the split of invoices on Hold by manual holds vs system holds?
- What is the distribution of AP Expenses by the top five Natural Accounts or Financial Categories?
- How to analyze GL Balances/Journals with the ability to get the extended details of subledger transaction attributes and accounting events?
- What is the average number of days for invoices on hold and the trend for past six quarters?
- What is the distribution of AP Expenses by each of the cost center?
- How to support account analysis across multi period, multi ledger at detailed or roll up account levels across Chart of Account Segments?
- Identify items, categories, and suppliers with compliance issues in their purchase agreements.

- Analysis around payment terms by transaction type, transaction source for the invoices processed?
- What is the count and amount of AP Invoices that have either Header Level Hold, Line Level Hold, or combination?
- What is the count and amount of AP Invoices on Hold due to supplier site limits?
- What is the trend of AP Expenses for the past six quarters?

Accounts Payable Supervisor

Code Name

ORA_AP_ACCOUNTS_PAYABLE_SUPERVISOR_JOB

Duty Roles

This job role is related to the following duty roles:

- Accounts Payable Aging Analysis Duty
- Accounts Payable Expenses Analysis Duty
- Accounts Payable Holds Analysis Duty
- Accounts Payable Invoices Analysis Duty
- Accounts Payable Liabilities Analysis Duty
- Accounts Payable Payments Analysis Duty
- General Ledger Account Analysis Duty
- Procurement Spend Analysis Duty

Subject Areas

This job role secures access to the following subject areas:

- Financials—AP Holds
- Financials—AP Aging
- Financials—AP Expenses
- Financials—AP Invoices
- Financials—AP Liabilities
- Financials—AP Payments
- Financials—GL Account Analysis
- Procurement—Spend

Business Questions

This job role secures access to data that can answer the following business questions:

- What are the liabilities distribution details of AP Balances?
- What is the accounting status of liability distributions by invoices?
- What is the average time available to pay off the outstanding AP invoices?
- What are the top 10 suppliers with maximum AP outstanding?

- What is the summary of invoices (count and amount) by various release reasons and released by user?
- What is the amount of AP Expenses by each Business Unit?
- How much did the organization spend with suppliers, commodities, buyers, cost center, contracts vs non contracts, leakage etc.?
- Identify items and categories with cost-saving potential in procurement operations based on prices.
- What is the count and value of AP invoices overdue?
- How to monitor GL accounts with respect to accounting and posting activity for all contributing transactions during an accounting period?
- What is the summary of AP invoices across aging buckets, count, and value?
- How are AP balances trending for a particular supplier over last 8 quarters?
- What is the outstanding AP amount for AP Invoices on Holds?
- How to reconcile GL Balances/Journals and all contributing subledger transactions including manual journals in GL with post SLA accounting details in a single consolidate report?
- How to get consolidated abstract view of GL account activity for a period and associated subledger transaction activity?
- What is the count and amount of invoices processed for the period by business units and trend comparison?
- What is the validation, approval and accounting status of invoices processed during the period?
- What is the count and amount of payments processed for the period by business units and trend comparison?
- What is the average supplier payment days by BU's?
- What is the trend of outstanding AP Balances at consolidated level, supplier level, and Business Unit level?
- What is the current AP amount out of outstanding AP amount for Invoices on Hold?
- What is the overdue AP amount out of outstanding AP amount for Invoices on Hold?
- What is the count and amount of AP Invoices on Hold due to PO matching variances?
- What is the summary of invoices (count and amount) by various hold reasons and hold by user?
- What is the distribution of AP Expenses by top 10 suppliers?
- How to facilitate intuitive drill to details for GL Balances, Journals or subledger transactions for detailed analysis with minimum number of clicks?
- Identify the key areas for improving process efficiencies.
- What are the invoice types processed by AP department and the payment methods used to understand the downstream activities?
- No. of invoices paid vs unpaid including partly paid with amount?
- What is the ratio of on-time payment performance?

- What is the count and amount of overdue payments?
- What are the interest penalties paid by amount and percentage?
- What is the count and amount of AP Invoices on Hold due to distribution variances?
- What is the split of invoices on Hold by manual holds vs system holds?
- What is the distribution of AP Expenses by the top five Natural Accounts or Financial Categories?
- How to analyze GL Balances/Journals with the ability to get the extended details of subledger transaction attributes and accounting events?
- What is the average number of days for invoices on hold and the trend for past six quarters?
- What is the distribution of AP Expenses by each of the cost center?
- How to support account analysis across multi period, multi ledger at detailed or roll up account levels across Chart of Account Segments?
- Identify items, categories, and suppliers with compliance issues in their purchase agreements.
- Analysis around payment terms by transaction type, transaction source for the invoices processed?
- What is the count and amount of AP Invoices that have either Header Level Hold, Line Level Hold, or combination?
- What is the count and amount of AP Invoices on Hold due to supplier site limits?
- What is the trend of AP Expenses for the past six quarters?

Accounts Receivable Manager

Code Name

ORA_AR_ACCOUNTS_RECEIVABLE_MANAGER_JOB

Duty Roles

This job role is related to the following duty roles:

- Accounts Receivable Adjustments Analysis Duty
- Accounts Receivable Aging Analysis Duty
- Accounts Receivable Credit Memo Applications Analysis Duty
- Accounts Receivable Receipts and Applications Analysis Duty
- Accounts Receivable Revenue Analysis Duty
- Accounts Receivable Transactions Analysis Duty
- General Ledger Account Analysis Duty

Subject Areas

This job role secures access to the following subject areas:

- Financials—AR Adjustments
- Financials—AR Aging

- Financials—AR Credit Memo Applications
- Financials—AR Receipts and Applications
- Financials—AR Revenue
- Financials—AR Transactions
- Financials—GL Account Analysis

Business Questions

This job role secures access to data that can answer the following business questions:

- What is the count and amount of unapplied receipts?
- What is the ratio of AR Adjustments applications to Invoice %?
- What is the revenue mix by geography, business units, product lines, SKU, key customers, transaction source, transaction type?
- What is the contribution of non operating revenue and trend for past quarters?
- What is the amount of deferred revenue further classified by long term and short term deferred revenue?
- What are the payment terms and receipt methods associated with the transactions?
- What is the count and amount of credit memo applications during the period?
- What is the trend of outstanding AR Balances by Customer or Business Unit?
- What is the revenue recognition for the fiscal period in comparison to billings in prior periods (Bill in Advance) or billing in future (Bill in Arrears)?
- What is the classification of transactions processed during the period by Transaction Type and Source?
- What is the trend for Average Receipt Days?
- What is the count and value of AR Invoices Current?
- What is the summary of AR invoices across aging buckets, count and value?
- What is the distribution of Revenue by top 10 customer accounts?
- How to monitor GL accounts with respect to accounting and posting activity for all contributing transactions during an accounting period?
- What is the count and amount of transactions processed over the period of time?
- What is the count and amount of applied receipts?
- What is the AR account activity for the period and balance amount by Business Unit?
- How to reconcile GL Balances/Journals and all contributing subledger transactions including manual journals in GL with post SLA accounting details in a single consolidate report?
- How to get consolidated abstract view of GL account activity for a period and associated subledger transaction activity?
- What is the count and amount of receipts processed over the period of time?
- What is the count and amount of AR Adjustments processed during the period?
- What are the top 10 customers with maximum AR outstanding?

- What is the summary as well as detailed analysis of revenue vs billed amount (including taxes) in Transaction Currency, Ledger Currency, Analytics Currency?
- How to facilitate intuitive drill to details for GL Balances, Journals or subledger transactions for detailed analysis with minimum number of clicks?
- What is the analysis of due and overdue receipts?
- What is the analysis of AR Adjustments by Business Unit, Time Period, Customers, GL Accounts, and so on?
- What is the summary of AR invoices overdue with respect to their aging buckets and payment terms?
- What is the distribution of revenue by top 5 revenue accounts?
- What is the Revenue mix from services, subscription fees, material installation, merchant fees, sale of goods, etc?
- How to analyze GL Balances/Journals with the ability to get the extended details of subledger transaction attributes and accounting events?
- What is the analysis of credit memo applications by Business Unit, Time Period, Customers, GL Accounts, and so on?
- What is the status of CM application transactions?
- What is the status of AR Adjustments?
- What is the count and value of AR invoices Overdue?
- How to support account analysis across multi period, multi ledger at detailed or roll up account levels across Chart of Account Segments?
- What is the summary of Transactions by statuses?
- What is the amount of discount Taken vs Lost?
- How are AR balances trending for a particular customer over the last eight quarters?
- What is the trend for operating revenue for past 6 quarters by Ledger, Legal Entity, Billing BU, etc?
- What is the breakdown of inter company revenue vs external revenue based on AR transaction type, transaction source?

Accounts Receivable Specialist

Code Name

ORA_AR_ACCOUNTS_RECEIVABLE_SPECIALIST_JOB

Duty Roles

This job role is related to the following duty roles:

- Accounts Receivable Adjustments Analysis Duty
- Accounts Receivable Aging Analysis Duty
- Accounts Receivable Credit Memo Applications Analysis Duty
- Accounts Receivable Receipts and Applications Analysis Duty
- Accounts Receivable Revenue Analysis Duty

- Accounts Receivable Transactions Analysis Duty
- General Ledger Account Analysis Duty

Subject Areas

This job role secures access to the following subject areas:

- Financials—AR Adjustments
- Financials—AR Aging
- Financials—AR Credit Memo Applications
- Financials—AR Receipts and Applications
- Financials—AR Revenue
- Financials—AR Transactions
- Financials—GL Account Analysis

Business Questions

This job role secures access to data that can answer the following business questions:

- What is the count and amount of unapplied receipts?
- What is the ratio of AR Adjustments applications to Invoice %?
- What is the revenue mix by geography, business units, product lines, SKU, key customers, transaction source, transaction type?
- What is the contribution of non operating revenue and trend for past quarters?
- What is the amount of deferred revenue further classified by long term and short term deferred revenue?
- What are the payment terms and receipt methods associated with the transactions?
- What is the count and amount of credit memo applications during the period?
- What is the trend of outstanding AR Balances by Customer or Business Unit?
- What is the revenue recognition for the fiscal period in comparison to billings in prior periods (Bill in Advance) or billing in future (Bill in Arrears)?
- What is the classification of transactions processed during the period by Transaction Type and Source?
- What is the trend for Average Receipt Days?
- What is the count and value of AR Invoices Current?
- What is the summary of AR invoices across aging buckets, count and value?
- What is the distribution of Revenue by top 10 customer accounts?
- How to monitor GL accounts with respect to accounting and posting activity for all contributing transactions during an accounting period?
- What is the count and amount of transactions processed over the period of time?
- What is the count and amount of applied receipts?
- What is the AR account activity for the period and balance amount by Business Unit?

- How to reconcile GL Balances/Journals and all contributing subledger transactions including manual journals in GL with post SLA accounting details in a single consolidate report?
- How to get consolidated abstract view of GL account activity for a period and associated subledger transaction activity?
- What is the count and amount of receipts processed over the period of time?
- What is the count and amount of AR Adjustments processed during the period?
- What are the top 10 customers with maximum AR outstanding?
- What is the summary as well as detailed analysis of revenue vs billed amount (including taxes) in Transaction Currency, Ledger Currency, Analytics Currency?
- How to facilitate intuitive drill to details for GL Balances, Journals or subledger transactions for detailed analysis with minimum number of clicks?
- What is the analysis of due and overdue receipts?
- What is the analysis of AR Adjustments by Business Unit, Time Period, Customers, GL Accounts, and so on?
- What is the summary of AR invoices overdue with respect to their aging buckets and payment terms?
- What is the distribution of revenue by top 5 revenue accounts?
- What is the Revenue mix from services, subscription fees, material installation, merchant fees, sale of goods, etc?
- How to analyze GL Balances/Journals with the ability to get the extended details of subledger transaction attributes and accounting events?
- What is the analysis of credit memo applications by Business Unit, Time Period, Customers, GL Accounts, and so on?
- What is the status of CM application transactions?
- What is the status of AR Adjustments?
- What is the count and value of AR invoices Overdue?
- How to support account analysis across multi period, multi ledger at detailed or roll up account levels across Chart of Account Segments?
- What is the summary of Transactions by statuses?
- What is the amount of discount Taken vs Lost?
- How are AR balances trending for a particular customer over the last eight quarters?
- What is the trend for operating revenue for past 6 quarters by Ledger, Legal Entity, Billing BU, etc?
- What is the breakdown of inter company revenue vs external revenue based on AR transaction type, transaction source?

Asset Accountant

Code Name

ORA_FA_ASSET_ACCOUNTANT_JOB

Duty Roles

This job role is related to the following duty roles:

- [Fixed Asset Analysis Duty](#)
- [Fixed Asset Transactions Analysis Duty](#)

Subject Areas

This job role secures access to the following subject areas:

- [Financials — Assets Analysis](#)
- [Financials — Assets Transactions](#)

Business Questions

This job role secures access to data that can answer the following business questions:

- [What is the summary of asset addition/ CapEx for a particular entity, asset book, asset category?](#)
- [What is the period active asset unit details for particular asset category and trend details?](#)
- [What are the period wise last active asset employee assignment details?](#)
- [What is the average cost of removal per unit for retired assets?](#)
- [How to track asset book health, lifecycle tracking with historic data?](#)
- [What is the amount of assets revalued during past 6 quarters?](#)
- [What is the amount and quantity of assets adjusted by transaction type and GL accounts, segments?](#)
- [What is the period active asset mix across various asset categories?](#)
- [What is the trend of asset retirement over a period of time in terms of cost retired, NBV retired?](#)
- [What is the amount and quantity of assets reclassified during the period?](#)
- [What is the average life of asset by asset category?](#)
- [What is the overall net book value for PP&E assets and trend over multiple periods by entity, asset book, etc?](#)
- [What is the asset mix across various asset types CIP, Capitalized, Expensed?](#)
- [What is summary of assets which has exceeded economic life or nearby end of life?](#)
- [What are the details of asset retired by various asset categories?](#)
- [Summary of assets by original cost, salvage value, net book value by entity, category, time historic, etc.](#)
- [What are the source document details for asset additions?](#)

Asset Accounting Manager

Code Name

ORA_FA_ASSET_ACCOUNTING_MANAGE_JOB

Duty Roles

This job role is related to the following duty roles:

- [Fixed Asset Analysis Duty](#)
- [Fixed Asset Transactions Analysis Duty](#)

Subject Areas

This job role secures access to the following subject areas:

- [Financials — Assets Analysis](#)
- [Financials — Assets Transactions](#)

Business Questions

This job role secures access to data that can answer the following business questions:

- [What is the summary of asset addition/ CapEx for a particular entity, asset book, asset category?](#)
- [What is the period active asset unit details for particular asset category and trend details?](#)
- [What are the period wise last active asset employee assignment details?](#)
- [What is the average cost of removal per unit for retired assets?](#)
- [How to track asset book health, lifecycle tracking with historic data?](#)
- [What is the amount of assets revalued during past 6 quarters?](#)
- [What is the amount and quantity of assets adjusted by transaction type and GL accounts, segments?](#)
- [What is the period active asset mix across various asset categories?](#)
- [What is the trend of asset retirement over a period of time in terms of cost retired, NBV retired?](#)
- [What is the amount and quantity of assets reclassified during the period?](#)
- [What is the average life of asset by asset category?](#)
- [What is the overall net book value for PP&E assets and trend over multiple periods by entity, asset book,etc?](#)
- [What is the asset mix across various asset types CIP, Capitalized, Expensed?](#)
- [What is summary of assets which has exceeded economic life or nearby end of life?](#)
- [What are the details of asset retired by various asset categories?](#)
- [Summary of assets by original cost, salvage value, net book value by entity, category, time historic, etc.](#)
- [What are the source document details for asset additions?](#)

Buyer

Code Name

ORA_PO_BUYER_JOB

Duty Roles

This job role is related to the following duty roles:

- [Procurement Purchase Agreement Analysis Duty](#)
- [Procurement Purchase Order Analysis Duty](#)
- [Procurement Purchase Receipts Analysis Duty](#)
- [Procurement Requisitions Analysis Duty](#)
- [Procurement Spend Analysis Duty](#)

Subject Areas

This job role secures access to the following subject areas:

- [Procurement - Agreements](#)
- [Procurement - Purchase Orders](#)
- [Procurement - Receipts](#)
- [Procurement — Requisitions](#)
- [Procurement—Spend](#)

Business Questions

This job role secures access to data that can answer the following business questions:

- [Is a company using strategic suppliers and contracts effectively?](#)
- [What are my purchase volume across business units?](#)
- [What are return rates for suppliers?](#)
- [What are my processing and post processing lead time standards and variances for an Item?](#)
- [What are my cycle times for agreement approvals?](#)
- [How much did the organization spend with suppliers, commodities, buyers, cost center, contracts vs non contracts, leakage etc.?](#)
- [Identify items and categories with cost-saving potential in procurement operations based on prices.](#)
- [Which suppliers deliver consistently on time?](#)
- [What are the agreements utilization rates?](#)
- [Which agreements are utilized before expiry?](#)
- [What are the creation sources for agreements?](#)
- [What is accepted and rejected rates for commodities, by suppliers?](#)

- What is the classification of purchase requisitions by status, type, source of created for a period and associated purchase order details?
- How many non-catalog purchase requisitions are created by volume, item, and amount?
- How is purchase distributed across suppliers?
- What are my lead time standard and variances in purchase cycles?
- What receipts are created manually or through ASNs?
- Identify the key areas for improving process efficiencies.
- How many approvers on a average are approving purchase orders?
- What are my products and services for which we have agreements?
- How long does it take for purchase requisitions to get approved?
- What is the centralized view of all procurement requests for purchasing department?
- What are cycle times in terms of PR and PO Approval, PR to PO conversion?
- When were products shipped and what is the average delivery times?
- Identify items, categories, and suppliers with compliance issues in their purchase agreements.
- What is my contract vs off contract spend?
- What are purchase orders creation sources and corresponding requisition sources?
- Which agreements are under utilized?
- How many times are we amending agreements and whether amendment initiation is internal or external?
- How many approvers on a average are approving agreements?
- What commodities and services have been purchased, in what volume and price?
- How many times are we amending purchase orders and whether amendment initiation is internal or external?
- What are my negotiation to agreement approval cycle times?

Category Manager

Code Name

ORA_PON_CATEGORY_MANAGER_JOB

Duty Roles

This job role is related to the following duty roles:

- Procurement Purchase Agreement Analysis Duty
- Procurement Purchase Order Analysis Duty
- Procurement Purchase Receipts Analysis Duty
- Procurement Requisitions Analysis Duty
- Procurement Spend Analysis Duty

Subject Areas

This job role secures access to the following subject areas:

- Procurement - Agreements
- Procurement - Purchase Orders
- Procurement - Receipts
- Procurement — Requisitions
- Procurement—Spend

Business Questions

This job role secures access to data that can answer the following business questions:

- Is a company using strategic suppliers and contracts effectively?
- What are my purchase volume across business units?
- What are return rates for suppliers?
- What are my processing and post processing lead time standards and variances for an Item?
- What are my cycle times for agreement approvals?
- How much did the organization spend with suppliers, commodities, buyers, cost center, contracts vs non contracts, leakage etc.?
- Identify items and categories with cost-saving potential in procurement operations based on prices.
- Which suppliers deliver consistently on time?
- What are the agreements utilization rates?
- Which agreements are utilized before expiry?
- What are the creation sources for agreements?
- What is accepted and rejected rates for commodities, by suppliers?
- What is the classification of purchase requisitions by status, type, source of created for a period and associated purchase order details?
- How many non-catalog purchase requisitions are created by volume, item, and amount?
- How is purchase distributed across suppliers?
- What are my lead time standard and variances in purchase cycles?
- What receipts are created manually or through ASNs?
- Identify the key areas for improving process efficiencies.
- How many approvers on a average are approving purchase orders?
- What are my products and services for which we have agreements?
- How long does it take for purchase requisitions to get approved?
- What is the centralized view of all procurement requests for purchasing department?

- What are cycle times in terms of PR and PO Approval, PR to PO conversion?
- When were products shipped and what is the average delivery times?
- Identify items, categories, and suppliers with compliance issues in their purchase agreements.
- What is my contract vs off contract spend?
- What are purchase orders creation sources and corresponding requisition sources?
- Which agreements are under utilized?
- How many times are we amending agreements and whether amendment initiation is internal or external?
- How many approvers on a average are approving agreements?
- What commodities and services have been purchased, in what volume and price?
- How many times are we amending purchase orders and whether amendment initiation is internal or external?
- What are my negotiation to agreement approval cycle times?

Expense Manager

Code Name

ORA_EXM_EXPENSE_MANAGER_JOB

Duty Roles

This job role is related to the following duty roles:

- [Employee Expense Analysis Duty](#)

Subject Areas

This job role secures access to the following subject areas:

- [Financials - EXM Employee Expenses](#)

Business Questions

This job role secures access to the data that can answer the following business questions:

- [Which are top cost centers by employee expenses?](#)
- [What is the expense breakdown by expense type?](#)
- [What is the employee expense Spend by Business Units?](#)
- [What is the trend in Credit vs Cash expense?](#)
- [Which are the top cost centers and organizations with Audit violations for expense reports which are paid?](#)
- [What is the Total Expense Trend for last few quarters?](#)
- [Who are the top managers by expenses?](#)
- [What is the number of expenses which are filed late?](#)
- [What is the percentage of reports which are Auto approved?](#)

- What are the top expense reports which are paid?
- What is the total expenses by number of expense reports for employee, manager, organization, cost centers?
- What are the cycle times for report submission, filing, approvals?

Financial Analyst

Code Name

ORA_GL_FINANCIAL_ANALYST_JOB

Duty Roles

This job role is related to the following duty roles:

- General Ledger Account Analysis Duty
- General Ledger Balance Sheet Analysis Duty
- General Ledger Budget Analysis Duty
- General Ledger Detail Transactions Analysis Duty
- Profitability Analysis Duty

Subject Areas

This job role secures access to the following subject areas:

- Financials—GL Account Analysis
- Financials—GL Balance Sheet
- Financials—GL Budgets
- Financials—GL Detail Transactions
- Financials—GL Profitability

Business Questions

This job role secures access to data that can answer the following business questions:

- What is the trend of AP for last 8 quarters?
- What is the pattern of bookings in tax sensitive GL accounts in comparison to revenue and cost?
- How are my asset balances tracking across regions (COA) for last 2 years?
- What is the trend around operating and net margins for past 2 years?
- What is the split of budgeted receivables by entity or ledgers?
- How is debt equity mix structured at present, and is it actionable for improved financial gearing?
- How to monitor GL accounts with respect to accounting and posting activity for all contributing transactions during an accounting period?
- What is the trend of Gross Margins for past 2 years across business units?
- How is the actual performance vs the budgeted performance of top Balance Sheet metrics for the last quarter or year?

- What is the budgeted revenue activity on monthly or quarterly basis?
- How to reconcile GL Balances/Journals and all contributing subledger transactions including manual journals in GL with post SLA accounting details in a single consolidate report?
- How to get consolidated abstract view of GL account activity for a period and associated subledger transaction activity?
- What is the working capital position and trend for past x quarters?
- What is the target revenue for next quarter in best case and worst case scenario?
- How to facilitate intuitive drill to details for GL Balances, Journals or subledger transactions for detailed analysis with minimum number of clicks?
- What are the CapEx requirements in near future? Will PPE hold up, or will an early capital infusion be needed?
- What is the composition of fixed cost elements vs variable cost elements for past 2 years?
- What is the QoQ, YoY trend for accrual bookings due for reversal in next accounting period?
- Is higher than anticipated OPEX a one-off case or how is the trend for past eight quarters?
- How to analyze GL Balances/Journals with the ability to get the extended details of subledger transaction attributes and accounting events?
- What is the proportion of operating profits taken up by interest and financing cost?
- How is the trend analysis for journals from subledger sources against manual GL journals, both in terms of amount and volume?
- What are the details of entries booked in GL for reclassification from expense to assets and vice versa?
- What is the trend for profitability metrics actual vs budget and direction of variance?
- How to support account analysis across multi period, multi ledger at detailed or roll up account levels across Chart of Account Segments?
- Whether the company was able to meet the guided revenue growth for past quarters or years?

General Accountant

Code Name

ORA_GL_GENERAL_ACCOUNTANT_JOB

Duty Roles

This job role is related to the following duty roles:

- General Ledger Account Analysis Duty
- General Ledger Balance Sheet Analysis Duty
- General Ledger Budget Analysis Duty
- General Ledger Detail Transactions Analysis Duty

- Profitability Analysis Duty

Subject Areas

This job role secures access to the following subject areas:

- Financials - GL Account Analysis
- Financials - GL Balance Sheet
- Financials - GL Budgets
- Financials - GL Detail Transactions
- Financials - GL Profitability

Business Questions

This job role secures access to data that can answer the following business questions:

- What is the trend of AP for last 8 quarters?
- What is the pattern of bookings in tax sensitive GL accounts in comparison to revenue and cost?
- How are my asset balances tracking across regions (COA) for last 2 years?
- What is the trend around operating and net margins for past 2 years?
- What is the split of budgeted receivables by entity or ledgers?
- How is debt equity mix structured at present, and is it actionable for improved financial gearing?
- How to monitor GL accounts with respect to accounting and posting activity for all contributing transactions during an accounting period?
- What is the trend of Gross Margins for past 2 years across business units?
- How is the actual performance vs the budgeted performance of top Balance Sheet metrics for the last quarter or year?
- What is the budgeted revenue activity on monthly or quarterly basis?
- How to reconcile GL Balances/Journals and all contributing subledger transactions including manual journals in GL with post SLA accounting details in a single consolidate report?
- How to get consolidated abstract view of GL account activity for a period and associated subledger transaction activity?
- What is the working capital position and trend for past x quarters?
- What is the target revenue for next quarter in best case and worst case scenario?
- How to facilitate intuitive drill to details for GL Balances, Journals or subledger transactions for detailed analysis with minimum number of clicks?
- What are the CapEx requirements in near future? Will PPE hold up, or will an early capital infusion be needed?
- What is the composition of fixed cost elements vs variable cost elements for past 2 years?
- What is the QoQ, YoY trend for accrual bookings due for reversal in next accounting period?

- Is higher than anticipated OPEX a one-off case or how is the trend for past eight quarters?
- How to analyze GL Balances/Journals with the ability to get the extended details of subledger transaction attributes and accounting events?
- What is the proportion of operating profits taken up by interest and financing cost?
- How is the trend analysis for journals from subledger sources against manual GL journals, both in terms of amount and volume?
- What are the details of entries booked in GL for reclassification from expense to assets and vice versa?
- What is the trend for profitability metrics actual vs budget and direction of variance?
- How to support account analysis across multi period, multi ledger at detailed or roll up account levels across Chart of Account Segments?
- Whether the company was able to meet the guided revenue growth for past quarters or years?

General Accounting Manager

Code Name

ORA_GL_GENERAL_ACCOUNTING_MANAGER_JOB

Duty Roles

This job role is related to the following duty roles:

- General Ledger Account Analysis Duty
- General Ledger Balance Sheet Analysis Duty
- General Ledger Budget Analysis Duty
- General Ledger Detail Transactions Analysis Duty
- Profitability Analysis Duty

Subject Areas

This job role secures access to the following subject areas:

- Financials - GL Account Analysis
- Financials - GL Balance Sheet
- Financials - GL Budgets
- Financials - GL Detail Transactions
- Financials - GL Profitability

Business Questions

This job role secures access to data that can answer the following business questions:

- What is the trend of AP for last 8 quarters?
- What is the pattern of bookings in tax sensitive GL accounts in comparison to revenue and cost?

- How are my asset balances tracking across regions (COA) for last 2 years?
- What is the trend around operating and net margins for past 2 years?
- What is the split of budgeted receivables by entity or ledgers?
- How is debt equity mix structured at present, and is it actionable for improved financial gearing?
- How to monitor GL accounts with respect to accounting and posting activity for all contributing transactions during an accounting period?
- What is the trend of Gross Margins for past 2 years across business units?
- How is the actual performance vs the budgeted performance of top Balance Sheet metrics for the last quarter or year?
- What is the budgeted revenue activity on monthly or quarterly basis?
- How to reconcile GL Balances/Journals and all contributing subledger transactions including manual journals in GL with post SLA accounting details in a single consolidate report?
- How to get consolidated abstract view of GL account activity for a period and associated subledger transaction activity?
- What is the working capital position and trend for past x quarters?
- What is the target revenue for next quarter in best case and worst case scenario?
- How to facilitate intuitive drill to details for GL Balances, Journals or subledger transactions for detailed analysis with minimum number of clicks?
- What are the CapEx requirements in near future? Will PPE hold up, or will an early capital infusion be needed?
- What is the composition of fixed cost elements vs variable cost elements for past 2 years?
- What is the QoQ, YoY trend for accrual bookings due for reversal in next accounting period?
- Is higher than anticipated OPEX a one-off case or how is the trend for past eight quarters?
- How to analyze GL Balances/Journals with the ability to get the extended details of subledger transaction attributes and accounting events?
- What is the proportion of operating profits taken up by interest and financing cost?
- How is the trend analysis for journals from subledger sources against manual GL journals, both in terms of amount and volume?
- What are the details of entries booked in GL for reclassification from expense to assets and vice versa?
- What is the trend for profitability metrics actual vs budget and direction of variance?
- How to support account analysis across multi period, multi ledger at detailed or roll up account levels across Chart of Account Segments?
- Whether the company was able to meet the guided revenue growth for past quarters or years?

Procurement Contract Administrator

Code Name

ORA_PO_PROCUREMENT_CONTRACT_ADMIN_JOB

Duty Roles

This job role is related to the following duty roles:

- [Procurement Purchase Agreement Analysis Duty](#)
- [Procurement Purchase Order Analysis Duty](#)
- [Procurement Purchase Receipts Analysis Duty](#)
- [Procurement Requisitions Analysis Duty](#)
- [Procurement Spend Analysis Duty](#)

Subject Areas

This job role secures access to the following subject areas:

- [Procurement - Agreements](#)
- [Procurement - Purchase Orders](#)
- [Procurement - Receipts](#)
- [Procurement — Requisitions](#)
- [Procurement - Spend](#)

Business Questions

This job role secures access to data that can answer the following business questions:

- [Is a company using strategic suppliers and contracts effectively?](#)
- [What are my purchase volume across business units?](#)
- [What are return rates for suppliers?](#)
- [What are my processing and post processing lead time standards and variances for an Item?](#)
- [What are my cycle times for agreement approvals?](#)
- [How much did the organization spend with suppliers, commodities, buyers, cost center, contracts vs non contracts, leakage etc.?](#)
- [Identify items and categories with cost-saving potential in procurement operations based on prices.](#)
- [Which suppliers deliver consistently on time?](#)
- [What are the agreements utilization rates?](#)
- [Which agreements are utilized before expiry?](#)
- [What are the creation sources for agreements?](#)
- [What is accepted and rejected rates for commodities, by suppliers?](#)

- What is the classification of purchase requisitions by status, type, source of created for a period and associated purchase order details?
- How many non-catalog purchase requisitions are created by volume, item, and amount?
- How is purchase distributed across suppliers?
- What are my lead time standard and variances in purchase cycles?
- What receipts are created manually or through ASNs?
- Identify the key areas for improving process efficiencies.
- How many approvers on a average are approving purchase orders?
- What are my products and services for which we have agreements?
- How long does it take for purchase requisitions to get approved?
- What is the centralized view of all procurement requests for purchasing department?
- What are cycle times in terms of PR and PO Approval, PR to PO conversion?
- When were products shipped and what is the average delivery times?
- Identify items, categories, and suppliers with compliance issues in their purchase agreements.
- What is my contract vs off contract spend?
- What are purchase orders creation sources and corresponding requisition sources?
- Which agreements are under utilized?
- How many times are we amending agreements and whether amendment initiation is internal or external?
- How many approvers on a average are approving agreements?
- What commodities and services have been purchased, in what volume and price?
- How many times are we amending purchase orders and whether amendment initiation is internal or external?
- What are my negotiation to agreement approval cycle times?

Procurement Manager

Code Name

ORA_PO_PROCUREMENT_MANAGER_JOB

Duty Roles

This job role is related to the following duty roles:

- Procurement Purchase Agreement Analysis Duty
- Procurement Purchase Order Analysis Duty
- Procurement Purchase Receipts Analysis Duty
- Procurement Requisitions Analysis Duty

- Procurement Spend Analysis Duty

Subject Areas

This job role secures access to the following subject areas:

- Procurement - Agreements
- Procurement - Purchase Orders
- Procurement - Receipts
- Procurement — Requisitions
- Procurement - Spend

Business Questions

This job role secures access to data that can answer the following business questions:

- Is a company using strategic suppliers and contracts effectively?
- What are my purchase volume across business units?
- What are return rates for suppliers?
- What are my processing and post processing lead time standards and variances for an Item?
- What are my cycle times for agreement approvals?
- How much did the organization spend with suppliers, commodities, buyers, cost center, contracts vs non contracts, leakage etc.?
- Identify items and categories with cost-saving potential in procurement operations based on prices.
- Which suppliers deliver consistently on time?
- What are the agreements utilization rates?
- Which agreements are utilized before expiry?
- What are the creation sources for agreements?
- What is accepted and rejected rates for commodities, by suppliers?
- What is the classification of purchase requisitions by status, type, source of created for a period and associated purchase order details?
- How many non-catalog purchase requisitions are created by volume, item, and amount?
- How is purchase distributed across suppliers?
- What are my lead time standard and variances in purchase cycles?
- What receipts are created manually or through ASNs?
- Identify the key areas for improving process efficiencies.
- How many approvers on a average are approving purchase orders?
- What are my products and services for which we have agreements?
- How long does it take for purchase requisitions to get approved?
- What is the centralized view of all procurement requests for purchasing department?
- What are cycle times in terms of PR and PO Approval, PR to PO conversion?

- When were products shipped and what is the average delivery times?
- Identify items, categories, and suppliers with compliance issues in their purchase agreements.
- What is my contract vs off contract spend?
- What are purchase orders creation sources and corresponding requisition sources?
- Which agreements are under utilized?
- How many times are we amending agreements and whether amendment initiation is internal or external?
- How many approvers on a average are approving agreements?
- What commodities and services have been purchased, in what volume and price?
- How many times are we amending purchase orders and whether amendment initiation is internal or external?
- What are my negotiation to agreement approval cycle times?

Project Accountant

Code Name

ORA_PJF_PROJECT_ACCOUNTANT_JOB

Duty Roles

This job role is related to the following duty roles:

- [Project Costing Commitments Analysis Duty](#)
- [Project Costing Costs Analysis Duty](#)

Subject Areas

This job role secures access to the following subject areas:

- [PPM - Project Commitments](#)
- [PPM — Project Costs](#)

Business Questions

This job role secures access to data that can answer the following business questions:

- [What is the actual cost by GL Account for a specific period?](#)
- [What are the expenditures that contributed to the actual costs?](#)
- [What are the costs by expenditure type and category?](#)
- [What % of costs have been Capitalized?](#)
- [What is the total project cost by Project Organization, Project Type, Expenditure type, Expenditure Category, Expenditure Organization?](#)
- [What is the actual cost by Project Type?](#)
- [What are the ITD, YTD and PTD actual costs?](#)

- What is the actual cost by Project and Task?
- What is the actual cost by Project Organization?
- What is the actual cost by Project Class codes?
- What is the trend of cost?
- What is the trend of Project Cost by Organization, Project type etc?
- What % of cost have been billed?
- What is the Labor cost and effort breakup by Employee, Job?

Project Administrator

Code Name

ORA_PJF_PROJECT_ADMINISTRATOR_JOB

Duty Roles

This job role is related to the following duty roles:

- [Project Costing Commitments Analysis Duty](#)
- [Project Costing Costs Analysis Duty](#)

Subject Areas

This job role secures access to the following subject areas:

- [PPM - Project Commitments](#)
- [PPM — Project Costs](#)

Business Questions

This job role secures access to data that can answer the following business questions:

- What is the actual cost by GL Account for a specific period?
- What are the expenditures that contributed to the actual costs?
- What are the costs by expenditure type and category?
- What % of costs have been Capitalized?
- What is the total project cost by Project Organization, Project Type, Expenditure type, Expenditure Category, Expenditure Organization?
- What is the actual cost by Project Type?
- What are the ITD, YTD and PTD actual costs?
- What is the actual cost by Project and Task?
- What is the actual cost by Project Organization?
- What is the actual cost by Project Class codes?
- What is the trend of cost?
- What is the trend of Project Cost by Organization, Project type etc?
- What % of cost have been billed?

- [What is the Labor cost and effort breakup by Employee, Job?](#)

Project Manager

Code Name

ORA_PJF_PROJECT_MANAGER_JOB

Duty Roles

This job role is related to the following duty roles:

- [Project Costing Commitments Analysis Duty](#)
- [Project Costing Costs Analysis Duty](#)

Subject Areas

This job role secures access to the following subject areas:

- [PPM - Project Commitments](#)
- [PPM — Project Costs](#)

Business Questions

This job role secures access to data that can answer the following business questions:

- [What is the actual cost by GL Account for a specific period?](#)
- [What are the expenditures that contributed to the actual costs?](#)
- [What are the costs by expenditure type and category?](#)
- [What % of costs have been Capitalized?](#)
- [What is the total project cost by Project Organization, Project Type, Expenditure type, Expenditure Category, Expenditure Organization?](#)
- [What is the actual cost by Project Type?](#)
- [What are the ITD, YTD and PTD actual costs?](#)
- [What is the actual cost by Project and Task?](#)
- [What is the actual cost by Project Organization?](#)
- [What is the actual cost by Project Class codes?](#)
- [What is the trend of cost?](#)
- [What is the trend of Project Cost by Organization, Project type etc?](#)
- [What % of cost have been billed?](#)
- [What is the Labor cost and effort breakup by Employee, Job?](#)

Purchase Analysis

Code Name

ORA_PO_PURCHASE_ANALYSIS_ABSTRACT

Duty Roles

This job role is related to the following duty roles:

- Procurement Purchase Order Analysis Duty
- Procurement Purchase Receipts Analysis Duty
- Procurement Requisitions Analysis Duty
- Procurement Spend Analysis Duty

Subject Areas

This job role secures access to the following subject areas:

- Procurement - Purchase Orders
- Procurement - Receipts
- Procurement — Requisitions
- Procurement - Spend

Business Questions

This job role secures access to data that can answer the following business questions:

- Is a company using strategic suppliers and contracts effectively?
- What are my purchase volume across business units?
- What are return rates for suppliers?
- What are my processing and post processing lead time standards and variances for an Item?
- How much did the organization spend with suppliers, commodities, buyers, cost center, contracts vs non contracts, leakage etc.?
- Identify items and categories with cost-saving potential in procurement operations based on prices.
- Which suppliers deliver consistently on time?
- What is accepted and rejected rates for commodities, by suppliers?
- What is the classification of purchase requisitions by status, type, source of created for a period and associated purchase order details?
- How many non-catalog purchase requisitions are created by volume, item, and amount?
- How is purchase distributed across suppliers?
- What are my lead time standard and variances in purchase cycles?
- What receipts are created manually or through ASNs?
- Identify the key areas for improving process efficiencies.
- How many approvers on a average are approving purchase orders?
- How long does it take for purchase requisitions to get approved?
- What is the centralized view of all procurement requests for purchasing department?
- What are cycle times in terms of PR and PO Approval, PR to PO conversion?

- [When were products shipped and what is the average delivery times?](#)
- [Identify items, categories, and suppliers with compliance issues in their purchase agreements.](#)
- [What is my contract vs off contract spend?](#)
- [What are purchase orders creation sources and corresponding requisition sources?](#)
- [What commodities and services have been purchased, in what volume and price?](#)
- [How many times are we amending purchase orders and whether amendment initiation is internal or external?](#)

Warehouse Manager

Code Name

ORA_INV_WAREHOUSE_MANAGER_JOB

Duty Roles

This job role is related to the following duty roles:

- [Procurement Purchase Receipts Analysis Duty](#)

Subject Areas

This job role secures access to the following subject areas:

- [Procurement - Receipts](#)

Business Questions

This job role secures access to data that can answer the following business questions:

- [What are return rates for suppliers?](#)
- [What are my processing and post processing lead time standards and variances for an Item?](#)
- [Which suppliers deliver consistently on time?](#)
- [What is accepted and rejected rates for commodities, by suppliers?](#)
- [What receipts are created manually or through ASNs?](#)
- [When were products shipped and what is the average delivery times?](#)

Duty Roles

Overview

For each duty role in this chapter, click the links for more detailed information about the job roles, subject areas, and business questions associated with the duty role.

Accounts Payable Aging Analysis Duty

Code Name

OA4F_FIN_AP_AGING_ANALYSIS_DUTY

Job Roles

This duty role is related to the following job roles:

- [Account Payable Invoice Supervisor](#)
- [Account Payable Payment Supervisor](#)
- [Accounts Payable Manager](#)
- [Accounts Payable Specialist](#)
- [Accounts Payable Supervisor](#)

Subject Areas

This duty role secures access to the following subject areas:

- [Financials—AP Aging](#)

Business Questions

This duty role secures access to data that can answer the following business questions:

- [What is the average time available to pay off the outstanding AP invoices?](#)
- [What are the top 10 suppliers with maximum AP outstanding?](#)
- [What is the count and value of AP invoices overdue?](#)
- [What is the summary of AP invoices across aging buckets, count, and value?](#)
- [How are AP balances trending for a particular supplier over last 8 quarters?](#)
- [What is the trend of outstanding AP Balances at consolidated level, supplier level, and Business Unit level?](#)

Accounts Payable Expenses Analysis Duty

Code Name

OA4F_FIN_AP_EXPENSES_ANALYSIS_DUTY

Job Roles

This duty role is related to the following job roles:

- [Account Payable Invoice Supervisor](#)
- [Account Payable Payment Supervisor](#)
- [Accounts Payable Manager](#)
- [Accounts Payable Specialist](#)

- [Accounts Payable Supervisor](#)

Subject Areas

This duty role secures access to the following subject areas:

- [Financials—AP Expenses](#)

Business Questions

This duty role secures access to data that can answer the following business questions:

- [What is the amount of AP Expenses by each Business Unit?](#)
- [What is the distribution of AP Expenses by top 10 suppliers?](#)
- [What is the distribution of AP Expenses by the top five Natural Accounts or Financial Categories?](#)
- [What is the distribution of AP Expenses by each of the cost center?](#)
- [What is the trend of AP Expenses for the past six quarters?](#)

Accounts Payable Holds Analysis Duty

Code Name

OA4F_FIN_AP_HOLDS_ANALYSIS_DUTY

Job Roles

This duty role is related to the following job roles:

- [Account Payable Invoice Supervisor](#)
- [Account Payable Payment Supervisor](#)
- [Accounts Payable Manager](#)
- [Accounts Payable Specialist](#)
- [Accounts Payable Supervisor](#)

Subject Areas

This duty role secures access to the following subject areas:

- [Financials—AP Holds](#)

Business Questions

This duty role secures access to data that can answer the following business questions:

- [What is the summary of invoices \(count and amount\) by various release reasons and released by user?](#)
- [What is the outstanding AP amount for AP Invoices on Holds?](#)
- [What is the current AP amount out of outstanding AP amount for Invoices on Hold?](#)

- What is the overdue AP amount out of outstanding AP amount for Invoices on Hold?
- What is the count and amount of AP Invoices on Hold due to PO matching variances?
- What is the summary of invoices (count and amount) by various hold reasons and hold by user?
- What is the count and amount of AP Invoices on Hold due to distribution variances?
- What is the split of invoices on Hold by manual holds vs system holds?
- What is the average number of days for invoices on hold and the trend for past six quarters?
- What is the count and amount of AP Invoices that have either Header Level Hold, Line Level Hold, or combination?
- What is the count and amount of AP Invoices on Hold due to supplier site limits?

Accounts Payable Invoices Analysis Duty

Code Name

OA4F_FIN_AP_INVOICES_ANALYSIS_DUTY

Job Roles

This duty role is related to the following job roles:

- Account Payable Invoice Supervisor
- Account Payable Payment Supervisor
- Accounts Payable Manager
- Accounts Payable Specialist
- Accounts Payable Supervisor

Subject Areas

This duty role secures access to the following subject areas:

- Financials—AP Invoices

Business Questions

This duty role secures access to data that can answer the following business questions:

- What is the count and amount of invoices processed for the period by business units and trend comparison?
- What is the validation, approval and accounting status of invoices processed during the period?
- What are the invoice types processed by AP department and the payment methods used to understand the downstream activities?
- No. of invoices paid vs unpaid including partly paid with amount?
- Analysis around payment terms by transaction type, transaction source for the invoices processed?

Accounts Payable Liabilities Analysis Duty

Code Name

OA4F_FIN_AP_LIABILITIES_ANALYSIS_DUTY

Job Roles

This duty role is related to the following job roles:

- [Account Payable Invoice Supervisor](#)
- [Account Payable Payment Supervisor](#)
- [Accounts Payable Manager](#)
- [Accounts Payable Specialist](#)
- [Accounts Payable Supervisor](#)

Subject Areas

This duty role secures access to the following subject areas:

- [Financials—AP Liabilities](#)

Business Questions

This duty role secures access to data that can answer the following business questions:

- [What are the liabilities distribution details of AP Balances?](#)
- [What is the accounting status of liability distributions by invoices?](#)

Accounts Payable Payments Analysis Duty

Code Name

OA4F_FIN_AP_PAYMENTS_ANALYSIS_DUTY

Job Roles

This duty role is related to the following job roles:

- [Account Payable Invoice Supervisor](#)
- [Account Payable Payment Supervisor](#)
- [Accounts Payable Manager](#)
- [Accounts Payable Specialist](#)
- [Accounts Payable Supervisor](#)

Subject Areas

This duty role secures access to the following subject areas:

- [Financials—AP Payments](#)

Business Questions

This duty role secures access to data that can answer the following business questions:

- [What is the count and amount of payments processed for the period by business units and trend comparison?](#)
- [What is the average supplier payment days by BU's?](#)
- [What is the ratio of on-time payment performance?](#)
- [What is the count and amount of overdue payments?](#)
- [What are the interest penalties paid by amount and percentage?](#)

Accounts Receivable Adjustments Analysis Duty

Code Name

OA4F_FIN_AR_ADJUSTMENTS_ANALYSIS_DUTY

Job Roles

This duty role is related to the following job roles:

- [Accounts Receivable Manager](#)
- [Accounts Receivable Specialist](#)

Subject Areas

This duty role secures access to the following subject areas:

- [Financials—AR Adjustments](#)

Business Questions

This duty role secures access to data that can answer the following business questions:

- [What is the ratio of AR Adjustments applications to Invoice %?](#)
- [What is the count and amount of AR Adjustments processed during the period?](#)
- [What is the analysis of AR Adjustments by Business Unit, Time Period, Customers, GL Accounts, and so on?](#)
- [What is the status of AR Adjustments?](#)

Accounts Receivable Aging Analysis Duty

Code Name

OA4F_FIN_AR_AGING_ANALYSIS_DUTY

Job Roles

This duty role is related to the following job roles:

- [Accounts Receivable Manager](#)
- [Accounts Receivable Specialist](#)

Subject Areas

This duty role secures access to the following subject areas:

- [Financials—AR Aging](#)

Business Questions

This duty role secures access to data that can answer the following business questions:

- [What is the trend of outstanding AR Balances by Customer or Business Unit?](#)
- [What is the count and value of AR Invoices Current?](#)
- [What is the summary of AR invoices across aging buckets, count and value?](#)
- [What is the AR account activity for the period and balance amount by Business Unit?](#)
- [What are the top 10 customers with maximum AR outstanding?](#)
- [What is the summary of AR invoices overdue with respect to their aging buckets and payment terms?](#)
- [What is the count and value of AR invoices Overdue?](#)
- [How are AR balances trending for a particular customer over the last eight quarters?](#)

Accounts Receivable Credit Memo Applications Analysis Duty

Code Name

OA4F_FIN_AR_CREDITMEMO_ANALYSIS_DUTY

Job Roles

This duty role is related to the following job roles:

- [Accounts Receivable Manager](#)
- [Accounts Receivable Specialist](#)

Subject Areas

This duty role secures access to the following subject areas:

- [Financials—AR Credit Memo Applications](#)

Business Questions

This duty role secures access to data that can answer the following business questions:

- [What is the count and amount of credit memo applications during the period?](#)
- [What is the analysis of credit memo applications by Business Unit, Time Period, Customers, GL Accounts, and so on?](#)
- [What is the status of CM application transactions?](#)

Accounts Receivable Receipts and Applications Analysis Duty

Code Name

OA4F_FIN_AR_APPLICATIONS_ANALYSIS_DUTY

Job Roles

This duty role is related to the following job roles:

- [Accounts Receivable Manager](#)
- [Accounts Receivable Specialist](#)

Subject Areas

This duty role secures access to the following subject areas:

- [Financials—AR Receipts and Applications](#)

Business Questions

This duty role secures access to data that can answer the following business questions:

- [What is the count and amount of unapplied receipts?](#)
- [What is the trend for Average Receipt Days?](#)
- [What is the count and amount of applied receipts?](#)
- [What is the count and amount of receipts processed over the period of time?](#)
- [What is the analysis of due and overdue receipts?](#)
- [What is the amount of discount Taken vs Lost?](#)

Accounts Receivable Revenue Analysis Duty

Code Name

OA4F_FIN_AR_REVENUE_ANALYSIS_DUTY

Job Roles

This duty role is related to the following job roles:

- [Accounts Receivable Manager](#)
- [Accounts Receivable Specialist](#)

Subject Areas

This duty role secures access to the following subject areas:

- [Financials—AR Revenue](#)

Business Questions

This duty role secures access to data that can answer the following business questions:

- What is the revenue mix by geography, business units, product lines, SKU, key customers, transaction source, transaction type?
- What is the contribution of non operating revenue and trend for past quarters?
- What is the amount of deferred revenue further classified by long term and short term deferred revenue?
- What is the revenue recognition for the fiscal period in comparison to billings in prior periods (Bill in Advance) or billing in future (Bill in Arrears)?
- What is the distribution of Revenue by top 10 customer accounts?
- What is the summary as well as detailed analysis of revenue vs billed amount (including taxes) in Transaction Currency, Ledger Currency, Analytics Currency?
- What is the distribution of revenue by top 5 revenue accounts?
- What is the Revenue mix from services, subscription fees, material installation, merchant fees, sale of goods, etc?
- What is the trend for operating revenue for past 6 quarters by Ledger, Legal Entity, Billing BU, etc?
- What is the breakdown of inter company revenue vs external revenue based on AR transaction type, transaction source?

Accounts Receivable Transactions Analysis Duty

Code Name

OA4F_FIN_AR_TRANSACTIONS_ANALYSIS_DUTY

Job Roles

This duty role is related to the following job roles:

- [Accounts Receivable Manager](#)
- [Accounts Receivable Specialist](#)

Subject Areas

This duty role secures access to the following subject areas:

- [Financials - AR Transactions](#)

Business Questions

This duty role secures access to data that can answer the following business questions:

- [What are the payment terms and receipt methods associated with the transactions?](#)
- [What is the classification of transactions processed during the period by Transaction Type and Source?](#)
- [What is the count and amount of transactions processed over the period of time?](#)
- [What is the summary of Transactions by statuses?](#)

Employee Expense Analysis Duty

Code Name

OA4F_FIN_EXM_EMPLOYEE_EXPENSE_ANALYSIS_DUTY

Job Roles

This duty role is related to the following job roles:

- [Expense Manager](#)

Subject Areas

This duty role secures access to the following subject areas:

- [Financials - EXM Employee Expenses](#)

Business Questions

This duty role secures access to data that can answer the following business questions:

- [Which are top cost centers by employee expenses?](#)
- [What is the expense breakdown by expense type?](#)
- [What is the employee expense Spend by Business Units?](#)
- [What is the trend in Credit vs Cash expense?](#)
- [Which are the top cost centers and organizations with Audit violations for expense reports which are paid?](#)
- [What is the Total Expense Trend for last few quarters?](#)
- [Who are the top managers by expenses?](#)
- [What is the number of expenses which are filed late?](#)
- [What is the percentage of reports which are Auto approved?](#)
- [What are the top expense reports which are paid?](#)
- [What is the total expenses by number of expense reports for employee, manager, organization, cost centers?](#)
- [What are the cycle times for report submission, filing, approvals?](#)

Fixed Asset Analysis Duty

Code Name

OA4F_FIN_FA_ASSETS_ANALYSIS_DUTY

Job Roles

This duty role is related to the following job roles:

- [Asset Accountant](#)

- [Asset Accounting Manager](#)

Subject Areas

This duty role secures access to the following subject areas:

- [Financials — Assets Analysis](#)

Business Questions

This duty role secures access to data that can answer the following business questions:

- [What is the period active asset unit details for particular asset category and trend details?](#)
- [What are the period wise last active asset employee assignment details?](#)
- [How to track asset book health, lifecycle tracking with historic data?](#)
- [What is the period active asset mix across various asset categories?](#)
- [What is the average life of asset by asset category?](#)
- [What is the overall net book value for PP&E assets and trend over multiple periods by entity, asset book,etc?](#)
- [What is the asset mix across various asset types CIP, Capitalized, Expensed?](#)
- [What is summary of assets which has exceeded economic life or nearby end of life?](#)
- [Summary of assets by original cost, salvage value, net book value by entity, category, time historic, etc.](#)

Fixed Asset Transactions Analysis Duty

Code Name

OA4F_FIN_FA_ASSETS_TRANSACTIONS_DUTY

Job Roles

This duty role is related to the following job roles:

- [Asset Accountant](#)
- [Asset Accounting Manager](#)

Subject Areas

This duty role secures access to the following subject areas:

- [Financials — Assets Analysis](#)

Business Questions

This duty role secures access to data that can answer the following business questions:

- What is the summary of asset addition/ CapEx for a particular entity, asset book, asset category?
- What is the average cost of removal per unit for retired assets?
- What is the amount of assets revalued during past 6 quarters?
- What is the amount and quantity of assets adjusted by transaction type and GL accounts, segments?
- What is the trend of asset retirement over a period of time in terms of cost retired, NBV retired?
- What is the amount and quantity of assets reclassified during the period?
- What are the details of asset retired by various asset categories?
- What are the source document details for asset additions?

General Ledger Account Analysis Duty

Code Name

OA4F_FIN_GL_ACCOUNT_ANALYSIS_DUTY

Job Roles

This duty role is related to the following job roles:

- Account Payable Invoice Supervisor
- Account Payable Payment Supervisor
- Accounts Payable Manager
- Accounts Payable Specialist
- Accounts Payable Supervisor
- Accounts Receivable Manager
- Accounts Receivable Specialist
- Financial Analyst
- General Accountant
- General Accounting Manager

Subject Areas

This duty role secures access to the following subject areas:

- Financials - GL Account Analysis

Business Questions

This duty role secures access to data that can answer the following business questions:

- How to monitor GL accounts with respect to accounting and posting activity for all contributing transactions during an accounting period?

- How to reconcile GL Balances/Journals and all contributing subledger transactions including manual journals in GL with post SLA accounting details in a single consolidate report?
- How to get consolidated abstract view of GL account activity for a period and associated subledger transaction activity?
- How to facilitate intuitive drill to details for GL Balances, Journals or subledger transactions for detailed analysis with minimum number of clicks?
- How to analyze GL Balances/Journals with the ability to get the extended details of subledger transaction attributes and accounting events?
- How to support account analysis across multi period, multi ledger at detailed or roll up account levels across Chart of Account Segments?

General Ledger Balance Sheet Analysis Duty

Code Name

OA4F_FIN_GL_BALANCE_SHEET_ANALYSIS_DUTY

Job Roles

This duty role is related to the following job roles:

- [Financial Analyst](#)
- [General Accountant](#)
- [General Accounting Manager](#)

Subject Areas

This duty role secures access to the following subject areas:

- [Financials - GL Balance Sheet](#)

Business Questions

This duty role secures access to data that can answer the following business questions:

- [What is the trend of AP for last 8 quarters?](#)
- [How are my asset balances tracking across regions \(COA\) for last 2 years?](#)
- [How is debt equity mix structured at present, and is it actionable for improved financial gearing?](#)
- [What is the working capital position and trend for past x quarters?](#)
- [What are the CapEx requirements in near future? Will PPE hold up, or will an early capital infusion be needed?](#)

General Ledger Budget Analysis Duty

Code Name

OA4F_FIN_GL_BUDGETS_ANALYSIS_DUTY

Job Roles

This duty role is related to the following job roles:

- [Financial Analyst](#)
- [General Accountant](#)
- [General Accounting Manager](#)

Subject Areas

This duty role secures access to the following subject areas:

- [Financials - GL Budgets](#)

Business Questions

This duty role secures access to data that can answer the following business questions:

- [What is the split of budgeted receivables by entity or ledgers?](#)
- [How is the actual performance vs the budgeted performance of top Balance Sheet metrics for the last quarter or year?](#)
- [What is the budgeted revenue activity on monthly or quarterly basis?](#)
- [What is the target revenue for next quarter in best case and worst case scenario?](#)
- [Is higher than anticipated OPEX a one-off case or how is the trend for past eight quarters?](#)
- [What is the trend for profitability metrics actual vs budget and direction of variance?](#)
- [Whether the company was able to meet the guided revenue growth for past quarters or years?](#)

General Ledger Detail Transactions Analysis Duty

Code Name

OA4F_FIN_GL_DETAIL_TRANSACTIONS_ANALYSIS_DUTY

Job Roles

This duty role is related to the following job roles:

- [Financial Analyst](#)
- [General Accountant](#)
- [General Accounting Manager](#)

Subject Areas

This duty role secures access to the following subject areas:

- [Financials - GL Detail Transactions](#)

Business Questions

This duty role secures access to data that can answer the following business questions:

- What is the pattern of bookings in tax sensitive GL accounts in comparison to revenue and cost?
- What is the QoQ, YoY trend for accrual bookings due for reversal in next accounting period?
- How is the trend analysis for journals from subledger sources against manual GL journals, both in terms of amount and volume?
- What are the details of entries booked in GL for reclassification from expense to assets and vice versa?

Procurement Purchase Agreement Analysis

Code Name

OAX_PROC_PURCHASE_AGREEMENT_ANALYSIS_DUTY

Job Roles

This duty role is related to the following job roles:

- Buyer
- Category Manager
- Procurement Contract Administrator
- Procurement Manager

Subject Areas

This duty role secures access to the following subject areas:

- Procurement - Agreements

Business Questions

This duty role secures access to data that can answer the following business questions:

- What are my cycle times for agreement approvals?
- What are the agreements utilization rates?
- Which agreements are utilized before expiry?
- What are the creation sources for agreements?
- What are my products and services for which we have agreements?
- Which agreements are under utilized?
- How many times are we amending agreements and whether amendment initiation is internal or external?
- How many approvers on a average are approving agreements?
- What are my negotiation to agreement approval cycle times?

Procurement Purchase Order Analysis Duty

Code Name

OAX_PROC_PURCHASE_ORDER_ANALYSIS_DUTY

Job Roles

This duty role is related to the following job roles:

- [Buyer](#)
- [Category Manager](#)
- [Procurement Contract Administrator](#)
- [Procurement Manager](#)
- [Purchase Analysis](#)

Subject Areas

This duty role secures access to the following subject areas:

- [Procurement - Purchase Orders](#)

Business Questions

This duty role secures access to data that can answer the following business questions:

- [Is a company using strategic suppliers and contracts effectively?](#)
- [What are my purchase volume across business units?](#)
- [How is purchase distributed across suppliers?](#)
- [What are my lead time standard and variances in purchase cycles?](#)
- [How many approvers on a average are approving purchase orders?](#)
- [What are cycle times in terms of PR and PO Approval, PR to PO conversion?](#)
- [What is my contract vs off contract spend?](#)
- [What are purchase orders creation sources and corresponding requisition sources?](#)
- [What commodities and services have been purchased, in what volume and price?](#)
- [How many times are we amending purchase orders and whether amendment initiation is internal or external?](#)

Procurement Purchase Receipts Analysis Duty

Code Name

OAX_PROC_PURCHASE_RECEIPTS_ANALYSIS_DUTY

Job Roles

This duty role is related to the following job roles:

- Buyer
- Category Manager
- Procurement Contract Administrator
- Procurement Manager
- Purchase Analysis
- Warehouse Manager

Subject Areas

This duty role secures access to the following subject areas:

- Procurement - Receipts

Business Questions

This duty role secures access to data that can answer the following business questions:

- What are return rates for suppliers?
- What are my processing and post processing lead time standards and variances for an Item?
- Which suppliers deliver consistently on time?
- What is accepted and rejected rates for commodities, by suppliers?
- What receipts are created manually or through ASNs?
- When were products shipped and what is the average delivery times?

Procurement Requisitions Analysis Duty

Code Name

OAX_PROC_REQUISITIONS_ANALYSIS_DUTY

Job Roles

This duty role is related to the following job roles:

- Buyer
- Category Manager
- Procurement Contract Administrator
- Procurement Manager
- Purchase Analysis

Subject Areas

This duty role secures access to the following subject areas:

- Procurement Requisitions Analysis Duty

Business Questions

This duty role secures access to data that can answer the following business questions:

- What is the classification of purchase requisitions by status, type, source of created for a period and associated purchase order details?
- How many non-catalog purchase requisitions are created by volume, item, and amount?
- How long does it take for purchase requisitions to get approved?
- What is the centralized view of all procurement requests for purchasing department?

Procurement Spend Analysis Duty

Code Name

OAX_PROC_SPEND_ANALYSIS_DUTY

Job Roles

This duty role is related to the following job roles:

- Account Payable Invoice Supervisor
- Account Payable Payment Supervisor
- Accounts Payable Manager
- Accounts Payable Specialist
- Accounts Payable Supervisor
- Buyer
- Category Manager
- Procurement Contract Administrator
- Procurement Manager
- Purchase Analysis

Subject Areas

This duty role secures access to the following subject areas:

- Procurement - Spend

Business Questions

This duty role secures access to data that can answer the following business questions:

- How much did the organization spend with suppliers, commodities, buyers, cost center, contracts vs non contracts, leakage etc.?
- Identify items and categories with cost-saving potential in procurement operations based on prices.
- Identify the key areas for improving process efficiencies.
- Identify items, categories, and suppliers with compliance issues in their purchase agreements.

Profitability Analysis Duty

Code Name

OA4F_FIN_GL_PROFITABILITY_ANALYSIS_DUTY

Job Roles

This duty role is related to the following job roles:

- [Financial Analyst](#)
- [General Accountant](#)
- [General Accounting Manager](#)

Subject Areas

This duty role secures access to the following subject areas:

- [Financials - GL Profitability](#)

Business Questions

This duty role secures access to data that can answer the following business questions:

- [What is the trend around operating and net margins for past 2 years?](#)
- [What is the trend of Gross Margins for past 2 years across business units?](#)
- [What is the composition of fixed cost elements vs variable cost elements for past 2 years?](#)
- [What is the proportion of operating profits taken up by interest and financing cost?](#)

Project Costing Commitments Analysis Duty

Code Name

OA4F_PPM_PROJECTS_COMMITMENTS_DUTY

Job Roles

This duty role is related to the following job roles:

- [Project Accountant](#)
- [Project Administrator](#)
- [Project Manager](#)

Subject Areas

This duty role secures access to the following subject areas:

- [PPM - Project Commitments](#)

Business Questions

This duty role secures access to data that can answer the following business questions:

- What are the outstanding requisitions, purchase orders and supplier invoices by Project that still have commitment costs?
- What is the total commitment cost by Project?

Project Costing Costs Analysis Duty

Code Name

OA4F_PPM_PROJECTS_COSTS_DUTY

Job Roles

This duty role is related to the following job roles:

- Project Accountant
- Project Administrator
- Project Manager

Subject Areas

This duty role secures access to the following subject areas:

- PPM — Project Costs

Business Questions

This duty role secures access to data that can answer the following business questions:

- What is the actual cost by GL Account for a specific period?
- What are the expenditures that contributed to the actual costs?
- What are the costs by expenditure type and category?
- What % of costs have been Capitalized?
- What is the total project cost by Project Organization, Project Type, Expenditure type, Expenditure Category, Expenditure Organization?
- What is the actual cost by Project Type?
- What are the ITD, YTD and PTD actual costs?
- What is the actual cost by Project and Task?
- What is the actual cost by Project Organization?
- What is the actual cost by Project Class codes?
- What is the trend of cost?
- What is the trend of Project Cost by Organization, Project type etc?
- What % of cost have been billed?

- [What is the Labor cost and effort breakup by Employee, Job?](#)

Subject Area Metric Details

Overview

Assets

These tables describe Assets metrics.

Financials — Assets Analysis

These metrics will be used in the Analytics Currency (AC) and Ledger Currency (LC) fact folder in Subject Area. Analytics Currency and Exchange Rate Type are configured during product implementation. Exchange Rate date basis uses Period End Date to convert to analytics currency. Metrics in these folders show amounts in their respective currencies.

Metric	Metric Definition
Remaining Life in Service Date - Months	Remaining life calculated in months from In Service date available in Asset Financials Summary.
Remaining Life in Service Date - Years	Remaining life calculated in years from In Service date available in Asset Financials Summary.
Remaining Life Prorate Date - Months	Remaining life calculated in months from Prorate date available in Asset Financials Summary.
Remaining Life Prorate Date - Years	Remaining life calculated in years from Prorate date available in Asset Financials Summary.
Asset Life - Months	Total life converted in months from Asset Financials Summary.
Asset Life - Years	Total life converted in years from Asset Financials Summary.
Current Units	Current units available from Asset Assignment details.
Avg Asset Original Life (Yrs)	Calculated in years based on 'Asset Life - Months' / 'Current Units'
Avg Asset Remaining Life (Yrs)	Calculated In years based on 'Remaining Life Prorate Date - Years' / 'Current Units'
Lifespan Reached	Calculated In years as 1 - ('Remaining Life Prorate Date - Years' / 'Asset Life - Years')
Lifespan Remaining	Calculated In years as 'Remaining Life Prorate Date - Years' / 'Asset Life - Years'
Current Cost	Current Cost from Assets Inquiry
Original Cost	Original Cost from Assets Inquiry
Recoverable Cost	Recoverable Cost from Assets Inquiry
Net Book Value	Net Book Value from Assets Inquiry
Salvage Value	Salvage Value from Assets Inquiry
Depreciation Expense	Depreciation Expense from Assets Inquiry
YTD Depreciation	YTD Depreciation from Assets Inquiry
Depreciation Reserve	Depreciation Reserve from Assets Inquiry

Metric	Metric Definition
Depreciation Reserve Ratio	Depreciation Reserve Ratio from Assets Inquiry
YTD Impairment	YTD Impairment from Assets Inquiry
Impairment Reserve	Impairment Reserve from Assets Inquiry
Revaluation Reserve	Revaluation Reserve from Assets Inquiry
Bonus Depreciation	Bonus Depreciation from Asset Inquiry
YTD Bonus Depreciation	YTD Bonus Depreciation from Asset Inquiry

Financials — Assets Transactions

These metrics will be used in the Analytics Currency (AC) and Ledger Currency (LC) fact folder in Subject Area. Analytics Currency and Exchange Rate Type are configured during product implementation. Exchange Rate date basis uses Transaction Date to convert to analytics currency. Metrics in these folders show amounts in their respective currencies.

Metric	Metric Definition
Units Assigned	Shows number of units assigned at the distribution level.
Asset Distribution Amount	Base metric to transaction amount at asset distribution level.
Cost	Sum of transaction amount where Adjustment Type = 'COST'.
Cost Clearing	Sum of transaction amount where Adjustment Type = 'COST CLEARING'
CIP Cost	Sum of transaction amount where Adjustment Type = 'CIP COST'
Bonus Depreciation Adjustment	Sum of transaction amount where Account Class Code = 'BONUS DEPRECIATION EXPENSE' and Transaction Type Code = 'Adjustment'
Bonus Depreciation Reserve	Sum of transaction amount where Account Class Code = 'BONUS DEPRECIATION RESERVE'
Depreciation Expense	Sum of transaction amount where Account Class Code = 'DEPRECIATION EXPENSE'
Adjustment Depreciation Expense	Sum of transaction amount where Account Class Code = 'DEPRECIATION EXPENSE' and Transaction Type Code = 'Adjustment'
Depreciation Reserve	Sum of transaction amount where Account Class Code = 'DEPRECIATION RESERVE'
Impairment Expense	Sum of transaction amount where Adjustment Type = 'IMPAIR EXPENSE'
Impairment Reserve	Sum of transaction amount where Adjustment Type = 'IMPAIR RESERVE'
Net Book Value Retired	Sum of transaction amount where Adjustment Type = 'NBV RETIRED'
Proceeds of Sale	Sum of transaction amount where Adjustment Type = 'PROCEEDS'
Cost of Removal	Sum of transaction amount where Adjustment Type = 'REMOVALCOST'
Revaluation Reserve	Sum of transaction amount where Adjustment Type = 'REVAL RESERVE'

Metric	Metric Definition
Revaluation Reserve Retired	Sum of transaction amount where Adjustment Type = 'REVAL RSV RET'.

General Ledger

Overview

These tables describe GL metrics.

Financials—GL Account Analysis

These metrics will be used in the Ledger Currency (LC) fact folder and Document Currency (DC) fact folder in subject areas. Metrics in these folders will show amounts in their respective currencies.

Metrics

Metric	Metric Definition
Debit Amount (Accounted)	Shows the subledger debit amount for transactions with subledger details and for other journals it shows the journal debit amount.
Credit Amount (Accounted)	Shows the subledger credit amount for transactions with subledger details and for other journals it shows the journal credit amount.
Net Amount (Accounted)	Shows the activity amount of the specified accounts. Where Activity Amount = Sum of Debit Amount (Accounted) - Sum of Credit Amount (Accounted).
Journal Debit Amount (Accounted)	Shows the sum of debit journal entries amount for specified accounts.
Journal Credit Amount (Accounted)	Shows the sum of credit journal entries amount for specified accounts.
Journal Net Amount (Accounted)	Shows the activity amount of the specified accounts. Where Activity Amount = Sum of Journal Debit Amount (Accounted) - Sum of Journal Credit Amount (Accounted).

Financials—GL Balance Sheet

These metrics will be used in the Analytics Currency (AC) fact folder and Ledger Currency (LC) fact folder in Subject Areas. Analytics currency details will be configured during product implementation and will be taken from there. Metrics in the analytics currency folder will show amounts in the analytics currency and metrics in the ledger currency folder will show amounts in the ledger currency.

Use this [spreadsheet](#) to view a list of out-of-the-box Financial Categories used in GL Metrics and KPIs.

Metrics

Metric	Metric Definition
GL Balance . Balance Amount	Shows the balance of the specified accounts.
GL Balance . Activity Amount	Shows the activity amount of the specified accounts. Where Activity Amount = Sum of Debit Amount - Sum of Credit Amount.
GL Balance . Opening Amount	Shows the opening balance of the specified accounts. This metric is computed as follows : Balance Amount - Activity Amount.
GL Balance . Closing Amount	Shows the closing balance of the specified accounts. The closing amount will show zero if the balance amount is null, this is the only difference between the balance amount and closing amount.
GL Balance . Debit Amount	Shows the sum of debit entries amount for the specified accounts.
GL Balance . Credit Amount	Shows the sum of credit entries amount for specified accounts.
GL Balance . Absolute Balance Amount	Shows the absolute balance amount of the specified accounts.
GL Balance . Absolute Activity Amount	Shows the absolute activity amount of the specified accounts. Activity Amount = Sum of Debit Amount - Sum of Credit Amount.
Balance Sheet Statement . Cash	Shows the cash balance for a particular time period for the CASH financial category.
Balance Sheet Statement . Accounts Payable	Shows the Accounts Payable balance for a particular time period for the AP financial category.
Balance Sheet Statement . Accounts Receivable	Shows the Accounts Receivable balance for a particular time period for the AR financial category.
Balance Sheet Statement . Raw Material Inventory	Shows the raw material inventory balance for a particular time period for the RM INV financial category.
Balance Sheet Statement . Work in Process inventory	Shows the Work in Process inventory balance for a particular time period for the WIP INV financial category.
Balance Sheet Statement . Finished Goods inventory	Shows the Finished Goods inventory balance for a particular time period for the FG INV financial category.
Balance Sheet Statement . Inventories	The metric is computed as follows: Raw Material Inventory + Work in Process Inventory + Finished Goods Inventory.
Balance Sheet Statement . Prepaid Expenses	Shows the Prepaid Expenses balance for a particular time period for the PPAID EXP financial category.
Balance Sheet Statement . Deferred Cost of Goods Sold	Shows the Deferred Cost of Goods Sold balance for a particular time period for the DEFERRED COGS financial category.
Balance Sheet Statement . Other Current Assets	Shows the Other Current Assets balance for a particular time period for the OTHER CA financial category.
Balance Sheet Statement . Current Assets	This metric is computed as follows : Cash + Inventories + Prepaid Expenses + Other Current Assets + Accounts Receivable + Deferred Cost of Goods Sold.
Balance Sheet Statement . PPE	Shows the Property, Plant, and Equipment (PPE) for a particular time period for the PPE financial category.
Balance Sheet Statement . Accumulated Depreciation	Shows the Accumulated Depreciation for a particular time period for the ACC DEPCN financial category.

Metric	Metric Definition
Balance Sheet Statement . Net PPE	This metric is computed as follows : PPE - Accumulated Depreciation.
Balance Sheet Statement . Goodwill	Shows the Goodwill for a particular time period for the GOODWILL financial category.
Balance Sheet Statement . Other Assets	Shows the Other Assets for a particular time period for the OTHER ASSET financial category.
Balance Sheet Statement . Long Term Assets	This metric is computed as follows : Net PPE + Goodwill + Other Asset.
Balance Sheet Statement . Total Assets	This metric is computed as follows : Long Term Assets + Current Assets.
Balance Sheet Statement . Accrued Liabilities	Shows the Accrued Liabilities for a particular time period for the ACC LIAB financial category.
Balance Sheet Statement . Short Term Borrowing	Shows the Short Term Borrowing for a particular time period for the ST BORR financial category.
Balance Sheet Statement . Tax Liabilities	Shows the Tax Liabilities for a particular time period for the TAX LIAB financial category.
Balance Sheet Statement . Deferred Revenue	Shows the Deferred Revenue for a particular time period for the DEFERRED REVENUE financial category.
Balance Sheet Statement . Current Liabilities	This metric is computed as follows : Accrued Liabilities + Short Term Borrowing + Other Current Liabilities + Accounts Payable + Deferred Revenue +Tax Liabilities.
Balance Sheet Statement . Long term Debt	Shows the Long term Debt for a particular time period for the LT DEBT financial category.
Balance Sheet Statement . Other Liabilities	Shows the Other Liabilities for a particular time period for the OTHER LIAB financial category.
Balance Sheet Statement . Long Term Liabilities	This metric is computed as follows : Long Term Debt + Other Liabilities.
Balance Sheet Statement . Preferred Stock	Shows the Preferred Stock for a particular time period for the PREF STOCK financial category.
Balance Sheet Statement . Common Stock	Shows the Common Stock for a particular time period for the CMMN STOCK financial category.
Balance Sheet Statement . Retained Earnings	Shows the Retained Earnings balance for a particular time period for the RET EARNING financial category.
Balance Sheet Statement . Other Equity	Shows the Other Equity balance for a particular time period for the OTHER EQUITY financial category.
Balance Sheet Statement . Total Shareholders Funds	This metric is computed as follows: Preferred Stock + Common Stock + Retained Earnings + Other Equity.
Balance Sheet Statement . Total Liabilities	This metric is computed as follows : Current Liabilities + Long Term Liabilities.
Balance Sheet Statement . Total Liabilities Shareholders Funds	This metric is computed as follows : Total Liabilities + Total Shareholders Funds.
Balance Sheet Statement . Net Working Capital	This metric is computed as follows : Current Assets - Current Liabilities.
Balance Sheet Ratios . Current Ratio	This metric is computed as follows : Current Assets / Current Liabilities.
Balance Sheet Ratios . Quick Ratio	This metric is computed as follows : (Cash + AR Amount + Prepaid Expenses + Deferred Cost of Goods Sold+ Other Current Assets) / Current Liabilities.
Balance Sheet Ratios . Debt To Equity	This metric is computed as follows : Total Liabilities / Total Shareholders Funds Where: Total Liabilities = Current Liabilities + Long Term Liabilities

Metric	Metric Definition
Balance Sheet Ratios . Capex Ratio	This metric is computed as follows : Operating Cash Flow / CAPEX. Where: Operating Cash Flow = Net Income + Depreciation Expenses - Inventories - Accounts Receivable + Accounts Payable + Accrued Liabilities + Other Current Liabilities - Prepaid Expenses - Other Current Assets
Balance Sheet Ratios . CAPEX	Activities for a period range for financial category for property, plant, and equipment (PPE).
Balance Sheet Ratios . Days Cash in Hand	This metric is computed as follows : Cash / (Daily Total Operating Expenses - Daily Depreciation Expenses). Where: Daily Total Operating Expenses = Total Operating Expenses / Number for days from beginning day to till date of the fiscal year. Daily Depreciation Expenses = Depreciation Expenses / Number for days from beginning day to till date of the fiscal year.
Balance Sheet Ratios . NWC to Assets	This metric is computed as follows : (Current Assets - Current Liabilities) / Total Assets.
Balance Sheet Ratios . Times interest Earned	This metric is computed as follows : EBIT YTD / Interest Expense.
Balance Sheet Ratios . Interest Expense YTD	Activities for Year To Date for the INT EXP financial category.
Asset Turnover Ratios . Days Sales outstanding	This metric is computed as follows : Accounts Receivable / Daily Revenue. Where: Daily Revenue = Revenue YTD / Number of Cumulative Elapsed Days.
Asset Turnover Ratios . AR turnover	This metric is computed as follows : Daily Revenue for the Period * 365 / AR Amount. Where: Daily Revenue for the Period = Revenue / Number for days for the selected period.
Asset Turnover Ratios . AP turnover	This metric is computed as follows : Daily Purchases for the Period * 365 / AP Amount. Where: Daily Purchases for the Period = Purchases / Number for days for the selected period.
Asset Turnover Ratios . Operating Cycle	This metric is computed as follows : Days Sales Outstanding + Avg Inventory Days.
Asset Turnover Ratios . Cash Cycle	This metric is computed as follows : Days Sales Outstanding - YTD Revenue (+) Avg Inventory Days (-) Days Payables Outstanding - YTD Purchase. Where: Days Sales Outstanding - YTD Revenue = AR Amount / Daily Revenue. Days Payables Outstanding - YTD Purchase = AP Amount / Daily Purchases.
Asset Turnover Ratios . Avg Inventory Days	This metric is computed as follows : Inventories / Daily Cost of Revenue. Where: Daily Cost of Revenue = Cost of Revenue / Number for days from beginning day to till date of the fiscal year.
Asset Turnover Ratios . Inventory Turnover	This metric is computed as follows : Daily Cost of Revenue * 365 / Inventories. Where: Daily Cost of Revenue = Cost of Revenue / Number for days from beginning day to till date of the fiscal year.
Asset Turnover Ratios . Working Capital Turnover	This metric is computed as follows : Daily Revenue * 365 / (Current Assets - Current Liabilities).
Asset Turnover Ratios . LT Assets Turnover	This metric is computed as follows : Daily Revenue * 365 / Long Term Assets. Where: Daily Revenue = Revenue / Number for days from beginning day to till date of the fiscal year.

Metric	Metric Definition
Asset Turnover Ratios . Total Assets Turnover	This metric is computed as follows : $\text{Daily Revenue} * 365 / \text{Total Assets}$.
Asset Turnover Ratios . Fixed Assets Turnover	This metric is computed as follows : $\text{Daily Revenue} * 365 / \text{Net PPE}$. Where: $\text{Daily Revenue} = \text{Revenue} / \text{Number for days from beginning day to till date of the fiscal year}$.
Opening (STAT)	Shows the opening balance of the specified accounts in STAT currency.
Debit (STAT)	Shows the sum of debit entries amount for the specified accounts in STAT currency.
Credit (STAT)	Shows the sum of credit entries amount for specified accounts in STAT currency.
Activity (STAT)	Shows the activity amount of the specified accounts in STAT currency. Where $\text{Activity (STAT)} = \text{Sum of Debit (STAT)} - \text{Sum of Credit (STAT)}$.
Closing (STAT)	Shows the closing balance of the specified accounts in STAT currency.
Balance Sheet Ratios . EBIT YTD	This metric is computed as follows: $\text{Revenue YTD} - \text{Cost of Revenue YTD} - \text{Sales \& Marketing Expenses YTD} - \text{Other Operating Expenses YTD} - \text{R\&D Expenses YTD} - \text{Depreciation Expenses YTD}$.
Balance Sheet Statement . Other Current Liabilities	Shows the Other Current Liabilities during a particular time period for the OTHER CL financial category.
Asset Turnover Ratios . Days Payable Outstanding	This metric is computed as follows: $\text{Accounts Payable} / \text{Daily Cost Of Revenue}$. Where: $\text{Daily Cost of Revenue} = \text{Cost of Revenue YTD} / \text{Cumulative Number of Days}$.

Financials—GL Budgets

These metrics will be used in the Analytics Currency (AC) fact folder and Ledger Currency (LC) fact folder in Subject Areas. Analytics Currency and exchange rate type will be configured during product implementation. Exchange rate date basis will be Creation Date to convert to Analytics currency. Metrics in these folders will show amounts in their respective currencies.

Metrics

Metric	Metric Definition
Budget Activity Amount	Shows the activity amount of the specified accounts. $\text{Activity Amount} = \text{Sum of Debit Amount} - \text{Sum of Credit Amount}$.
Budget Debit Amount	Shows the sum of debit entries amount for the specified accounts.
Budget Credit Amount	Shows sum of credit entries amount for specified accounts.
Budget Absolute Activity Amount	Shows the absolute activity amount of the specified accounts. $\text{Activity Amount} = \text{sum of Debit Amount} - \text{sum of Credit Amount}$.
Budget Activity (STAT)	Shows the activity amount of the specified accounts in STAT currency. Where $\text{Budget Activity (STAT)} = \text{Sum of Debit (STAT)} - \text{Sum of Credit (STAT)}$.

Metric	Metric Definition
Budget Debit (STAT)	Shows the sum of debit entries amount for the specified accounts in STAT currency.
Budget Credit (STAT)	Shows the sum of credit entries amount for specified accounts in STAT currency.

Financials—GL Detail Transactions

These metrics will be used in the Analytics Currency (AC) fact folder, Ledger Currency (LC) fact folder and Document Currency (DC) fact folder in Subject Areas. Analytics Currency and exchange rate type will be configured during product implementation. Exchange rate date basis will be Currency Conversion Date and if not available Accounting date will be used to convert to Analytics currency. Metrics in these folders will show amounts in their respective currencies. Currently we support only posted journal details.

Metrics

Metric	Metric Definition
GL Detail Transactions . Net Amount	Shows the net amount of the specified accounts. Where Net Amount = Sum of Debit Amount - Sum of Credit Amount.
GL Detail Transactions . Debit Amount	Shows the sum of debit entries amount for specified accounts.
GL Detail Transactions . Credit Amount	Shows the sum of credit entries amount for specified accounts.
Total (STAT)	Shows the activity amount of the specified accounts in STAT currency.. Where Total (STAT) = Sum of Debit (STAT) - Sum of Credit (STAT).
Debit (STAT)	Shows the sum of debit entries amount for the specified accounts in STAT currency.
Credit (STAT)	Shows the sum of credit entries amount for specified accounts in STAT currency.

Financials—GL Profitability

These metrics will be used in the Analytics Currency (AC) fact folder and Ledger Currency (LC) fact folder in Subject Areas. Analytics Currency and exchange rate type will be configured during product implementation. Exchange rate date basis will be Period End Date to convert to Analytics currency. Metrics in these folders will show amounts in their respective currencies.

Use this [spreadsheet](#) to view a list of out-of-the-box Financial Categories used in GL Metrics and KPIs.

Metrics

Metric	Metric Definition
GL Balance . Balance Amount	Shows the balance of the specified accounts.
GL Balance . Activity Amount	Shows the activity amount of the specified accounts. Where Activity Amount = Sum of Debit Amount - Sum of Credit Amount.

Metric	Metric Definition
GL Balance . Opening Amount	Shows the opening balance of the specified accounts. This metric is computed as follows : Balance Amount - Activity Amount.
GL Balance . Closing Amount	Shows the closing balance of the specified accounts. The closing amount will show zero if the balance amount is null, this is the only difference between the balance amount and closing amount.
GL Balance . Debit Amount	Shows the sum of debit entries amount for specified accounts.
GL Balance . Credit Amount	Shows the sum of credit entries amount for specified accounts.
GL Balance . Absolute Balance Amount	Shows the absolute balance amount of the specified accounts.
GL Balance . Absolute Activity Amount	Shows the absolute activities amount of the specified accounts. Where Activity Amount = Sum of Debit Amount - Sum of Credit Amount.
Profit and Loss . Revenue	Activities for a period range for the REVENUE financial category.
Profit and Loss . Cost of Revenue	Activities for a period range for the COGS, PURCH, and RM CONS financial category.
Profit and Loss . Gross Profit	This metric is computed as follows : Revenue - Cost of Revenue.
Profit and Loss . EBITDA	This metric is computed as follows : Revenue - Cost of Revenue - Sales & Marketing Expenses - Other Operating Expenses - R&D Expenses.
Profit and Loss . Gross Margin %	This metric is computed as follows : (Gross Profit / Revenue) * 100.
Profit and Loss . Payroll Cost	Activities for a period range for sum of Financial Categories with these values: MKTG PAYROLL, SLS PAYROLL, R&D PAYROLL, and GEN PAYROLL.
Profit and Loss . R&D Expenses	Activities for a period range for sum of Financial Categories with these values: OTHER R&D EXP and R&D PAYROLL.
Profit and Loss . Sales & Marketing Expenses	Activities for a period range for sum of Financial Categories with these values: MKTG PAYROLL, SLS PAYROLL, OTHER MKTG EXP, FREIGHT, OTHER SLS EXP, and TRAVEL & ENT EXP.
Profit and Loss . Other Operating Expenses	Activities for a period range for sum of Financial Categories with these values: EMP BENFT, GEN PAYROLL, EMP SUPP, CONT EXP, EMP OVERTIME, VARIANCE EXP, MISC OPER EXP and OTHER OPER EXP.
Profit and Loss . Total Operating Expenses	This metric is computed as follows : R&D Expenses + Sales & Marketing Expenses + Other Operating Expenses.
Profit and Loss . Operating Profit	This metric is computed as follows : Revenue - Cost of Revenue - Total Operating Expenses.
Profit and Loss . Operating Margin %	This metric is computed as follows : (Operating Profit / Revenue) * 100.
Profit and Loss . Other Income	Activities for a period range for the OTHER INC financial category.

Metric	Metric Definition
Profit and Loss . EBITDA Margin %	This metric is computed as follows : (EBITDA / Revenue) * 100.
Profit and Loss . Depreciation Expenses	Activities for a period range for the DEPCN financial category.
Profit and Loss . EBIT	This metric is computed as follows : Revenue - Cost of Revenue - Sales & Marketing Expenses - Other Operating Expenses - R&D Expenses - Depreciation Expenses.
Profit and Loss . EBIT Margin %	This metric is computed as follows : (EBIT / Revenue) * 100.
Profit and Loss . Interest Expense	Activities for a period range for the INT EXP financial category.
Profit and Loss . EBT	This metric is computed as follows : Revenue - Cost of Revenue - Sales & Marketing Expenses - Other Operating Expenses - R&D Expenses - Interest Expense - Depreciation Expenses.
Profit and Loss . EBT Margin %	This metric is computed as follows : (EBT / Revenue) * 100.
Profit and Loss . Income Tax Expense	Income Tax Expense metric is the activities for a period range for the INC TAX financial category.
Profit and Loss . Net Income	This metric is computed as follows : Revenue + Other Income - Cost of Revenue - Sales & Marketing Expenses - Other Operating Expenses - R&D Expenses - Interest Expense - Income Tax Expense - Depreciation Expenses .
Profit and Loss . Net Income Margin %	This metric is computed as follows : (Net Income / Revenue) * 100.
Profit and Loss YTD . Revenue YTD	YTD activities for a period range for the REVENUE financial category.
Profit and Loss YTD . Cost of Revenue YTD	YTD activities for a period range for the COGS, PURCH, and RM CONS financial category.
Profit and Loss YTD . Gross Profit YTD	This metric is computed as follows : Revenue YTD - Cost of Revenue YTD.
Profit and Loss YTD . Total Operating Expenses YTD	This metric is computed as follows : Sales & Marketing Expense YTD + R&D Expense YTD + Other Operating Expense YTD.
Profit and Loss YTD . EBITDA YTD	This metric is computed as follows : Revenue YTD - Cost of Revenue YTD - Sales & Marketing Expenses YTD - Other Operating Expenses YTD - R&D Expenses YTD.
Profit and Loss YTD . Gross Margin YTD %	This metric is computed as follows : (Gross Profit YTD / Revenue YTD) * 100.
Profit and Loss YTD . Sales & Marketing Expenses YTD	This metric is computed as follows : Marketing Payroll Expense YTD + Other Marketing Expenses YTD + Sales Payroll Expenses YTD + Freight Expenses YTD + Other Sales Expenses YTD + Travel & Entertainment Expenses YTD.
Profit and Loss YTD . R&D Expenses YTD	This metric is computed as follows : R&D Payroll Expenses YTD + Other R&D Expenses YTD.

Metric	Metric Definition
Profit and Loss YTD . Other Operating Expenses YTD	Other Operating Expenses metric is the YTD activities for a period range for sum of Financial Categories with these values: EMP BENFT, GEN PAYROLL, EMP SUPP, CONT EXP, EMP OVERTIME, VARIANCE EXP, MISC OPER EXP and OTHER OPER EXP.
Profit and Loss YTD . Operating Profit YTD	This metric is computed as follows : Revenue YTD - Cost of Revenue YTD - Total Operating Expenses YTD.
Profit and Loss YTD . Operating Margin YTD %	This metric is computed as follows : (Operating Profit YTD / Revenue YTD) * 100.
Profit and Loss YTD . Other Income YTD	Other Income metric is the YTD activities for a period range for the OTHER INC financial category.
Profit and Loss YTD . EBITDA Margin YTD %	This metric is computed as follows : (EBITDA YTD / Revenue YTD) * 100.
Profit and Loss YTD . Depreciation Expenses YTD	Depreciation Expenses metric is the YTD activities for a period range for the DEPCN financial category.
Profit and Loss YTD . EBIT Margin YTD %	This metric is computed as follows : (EBIT YTD / Revenue YTD) * 100.
Profit and Loss YTD . Interest Expense YTD	Interest Expense metric is the YTD activities for a period range for the INT EXP financial category.
Profit and Loss YTD . EBT YTD	This metric is computed as follows : Revenue YTD - Cost of Revenue YTD - Sales & Marketing Expenses YTD - Other Operating Expenses YTD - R&D Expenses YTD - Interest Expense YTD - Depreciation Expenses YTD.
Profit and Loss YTD . EBT Margin YTD %	This metric is computed as follows : (EBT YTD / Revenue YTD) * 100.
Profit and Loss YTD . Income Tax Expense YTD	Income Tax Expense metric is the YTD activities for a period range for the INC TAX financial category.
Profit and Loss YTD . Net Income YTD	This metric is computed as follows : Revenue YTD + Other Income YTD - Cost of Revenue YTD - Sales & Marketing Expenses YTD - Other Operating Expenses YTD - R&D Expenses YTD - Interest Expense YTD - Income Tax Expense YTD.
Profit and Loss YTD . Net Income Margin YTD %	This metric is computed as follows : (Net Income YTD / Revenue YTD) * 100.
Return on Investment . ROE (Pre-Interest)	This metric is computed as follows : (((Daily Net Income + Interest Expense) * 365) / (Common Stock + Retained Earning + Other Equity)) * 100. Where: Common Stock = Ending Balance for the CMMN STOCK financial category. Retained Earning = Ending Balance for the RET EARNING financial category. Other Equity = Ending Balance for the OTHER EQUITY financial category.
Return on Investment . ROA (Pre-Interest)	This metric is computed as follows : (((Daily Net Income + Daily Interest Expense) * 365) / Total Assets) * 100.
Return on Investment . ROA	This metric is computed as follows : (Daily Net Income * 365 / Total Assets) * 100.
Return on Investment . ROCE (Pre-Interest)	This metric is computed as follows : (Daily Net Income + Daily Interest Expense) * 365 / (Common Stock + Long Term Debt + Retained Earnings + Preferred Stock + Other Equity + Other Liabilities) * 100.

Metric	Metric Definition
Return on Investment . ROCE (EBIT Basis)	This metric is computed as follows : (Daily Net Income + Daily Interest Expense + Daily Income Tax Expense) * 365 / (Common Stock + Long Term Debt + Retained Earnings + Preferred Stock + Other Equity + Other Liabilities) * 100.
Return on Investment . ROE	This metric is computed as follows : Daily Net Income * 365 / (Common Stock + Retained Earnings + Other Equity) * 100.
Return on Investment . Current Assets	This metric is computed as follows : Cash + Inventories + Prepaid Expenses + Other Current Assets + Accounts Receivable + Deferred Cost of Goods Sold.
Return on Investment . Total Assets	This metric is computed as follows : Long Term Assets + Current Assets.
Return on Investment . Current Liabilities	This metric is computed as follows : Accrued Liabilities + Short Term Borrowing + Other Current Liabilities + Accounts Payable + Deferred Revenue + Tax Liabilities.
Return on Investment . Total Liabilities	This metric is computed as follows : Current Liabilities + Long Term Liabilities.
Return on Investment . Retained Earnings	Shows the Retained Earnings balance for a particular time period for the RET EARNING financial category.
Return on Investment . Total Shareholders Funds	This metric is computed as follows : Preferred Stock + Common Stock + Retained Earnings + Other Equity.
Cost Details . Cost Ratios . Cost of revenue to Revenue %	This metric is computed as follows : (Cost of Revenue / Revenue) * 100.
Cost Details . Cost Ratios . Sales & Marketing Expenses to Revenue %	This metric is computed as follows : (Sales & Marketing Expense / Revenue) * 100.
Cost Details . Cost Ratios . R&D Expenses to Revenue %	This metric is computed as follows : (R&D Expenses / Revenue) * 100.
Cost Details . Cost Ratios . Interest Expenses to Revenue %	This metric is computed as follows : (Interest Expense / Revenue) * 100.
Cost Details . Cost Ratios . Other Operating Expenses to Revenue %	This metric is computed as follows : (Other Operating Expenses / Revenue) * 100.
Cost Details . Cost Ratios . Total Operating Expenses to Revenue %	This metric is computed as follows : (Total Operating Expenses / Revenue) * 100.
Cost Details . Sales and Marketing Expenses . Marketing Payroll Expenses	Activities for a period range for the MKTG PAYROLL financial category.
Cost Details . Sales and Marketing Expenses . Other Marketing Expenses	Activities for a period range for the OTHER MKTG EXP financial category.
Cost Details . Sales and Marketing Expenses . Sales Payroll Expenses	Activities for a period range for the SLS PAYROLL financial category.
Cost Details . Sales and Marketing Expenses . Freight Expenses	Activities for a period range for the FREIGHT financial category.
Cost Details . Sales and Marketing Expenses . Other Sales Expenses	Activities for a period range for the OTHER SLS EXP financial category.
Cost Details . Sales and Marketing Expenses . Travel & Entertainment Expenses	Activities for a period range for the TRAVEL & ENT EXP financial category.
Cost Details . Sales and Marketing Expenses . Sales & Marketing Expenses	Activities for a period range for sum of Financial Categories with these values: MKTG PAYROLL, SLS PAYROLL, OTHER MKTG EXP, FREIGHT, OTHER SLS EXP, and TRAVEL & ENT EXP.
Cost Details . R&D Expenses . R&D Payroll Expenses	Activities for a period range for the R&D PAYROLL financial category.

Metric	Metric Definition
Cost Details . R&D Expenses . Other R&D Expenses	Activities for a period range for the OTHER R&D EXP financial category.
Cost Details . R&D Expenses . R&D Expenses	Activities for a period range for sum of Financial Categories with these values OTHER R&D EXP, and R&D PAYROLL.
Cost Details . Other Operating Expenses . General Admin and Other Payroll	Activities for a period range for the GEN PAYROLL financial category.
Cost Details . Other Operating Expenses . Employee Benefits Related Expenses	Employee Benefits Related Expenses metric is the activities for a period range for the financial category 'EMP BENFT'
Cost Details . Other Operating Expenses . Employee Support Expenses	Activities for a period range for the EMP SUPP financial category.
Cost Details . Other Operating Expenses . Contracting Expenses	Activities for a period range for the CONT EXP financial category.
Cost Details . Other Operating Expenses . Employee Overtime Expenses	Activities for a period range for the EMP OVERTIME financial category.
Cost Details . Other Operating Expenses . Product Variance Expenses	Activities for a period range for the VARIANCE EXP financial category.
Cost Details . Other Operating Expenses . Depreciation Expenses	Activities for a period range for the DEPCN financial category.
Cost Details . Other Operating Expenses . Miscellaneous Operating Expenses	Activities for a period range for the MISC OPER EXP financial category.
Opening (STAT)	Shows the opening balance of the specified accounts in STAT currency.
Debit (STAT)	Shows the sum of debit entries amount for the specified accounts in STAT currency.
Credit (STAT)	Shows the sum of credit entries amount for specified accounts in STAT currency.
Activity (STAT)	Shows the activity amount of the specified accounts in STAT currency. Where Activity (STAT) = Sum of Debit (STAT) - Sum of Credit (STAT).
Closing (STAT)	Shows the closing balance of the specified accounts in STAT currency.
Profit and Loss YTD . EBIT YTD	This metric is computed as follows: Revenue YTD - Cost of Revenue YTD - Sales & Marketing Expenses YTD - Other Operating Expenses YTD - R&D Expenses YTD - Depreciation Expenses YTD.

Expenses

Overview

These tables describe Expenses metrics.

Financials — EXM Employee Expenses

These metrics will be used in the Analytics Currency (AC) fact folder, Ledger Currency (LC) fact folder, Document Currency (DC) fact folder and Reimbursement Currency fact folder in Subject Area. Analytics Currency and Exchange Rate Type are configured during product implementation. Exchange Rate date basis uses Transaction Date to convert to analytics currency. Metrics in these folders show

amounts in their respective currencies. Currently we support only Expense Reports that are invoiced, paid or partially paid.

Metric	Metric Definition
Expense Reports Count	This metric shows count of distinct Expense reports.
Expense Lines Count	This metric shows count of distinct Expense report lines.
Expense Distribution Count	This metric shows count of distinct Expense report distributions.
Expense Approval Cycle Time (Days)	This metric is calculated as follows: Total Approval Days/ Expense Distribution Count where Total Approval days is the number of days between Expense Report Final approval date and Submission date.
Expense Filing Cycle Time (Days)	This metric is calculated as follows: Total Filing Days/ Expense Distribution Count where Total Filing days is the number of days between Expense Report Submission date and Creation date.
Cash Expense Reimbursement Cycle Time (Days)	This metric is calculated as follows: Total Cash Expense Days/ Expense Distribution Count where Total Cash Expense days is the number of days between Cash Expense Report Paid date and Submission date.
Manual Audit Percentage	This metric shows the percentage of expense reports with Audit type not equal to Automatic Approval.
Auto Audit Percentage	This metric shows the percentage of expense reports with Audit type equal to Automatic Approval.
Average Days Late	This metric is calculated as follows: Days Late/ Expense Reports Count where Days Late is the number of days between Expense Report Submission date and Transaction date.
Total Expense Amount	This metric shows the Expense Amount.
Credit Card Expense Amount	This metric shows the Expense Amount for lines with Expense source as Credit card.
Cash Expense Amount	This metric shows the Expense Amount for lines with Expense source as Cash.
Average Expense Amount	This metric is calculated as follows: Total Expense Amount/Expense Reports Count.
Audit Adjustment Amount	This metric is supported only in Reimbursement currency and is calculated as follows: Original Reimbursement Amount - Expense Amount.

Payables

Overview

These table describe Payables metrics.

Financials—AP Aging

These metrics will be used in the Analytics Currency (AC) fact folder, Ledger Currency (LC) fact folder and Document Currency (DC) fact folder in Subject Areas.

Analytics Currency and exchange rate type will be configured during product implementation. Exchange rate date basis will be Invoice date to convert to Analytics currency. Metrics in these folders will show amounts in their respective currencies.

Metrics

Metric	Metric Definition
AP Turnover . Days Payables Outstanding	This metric is computed as follows : (Closing Amount * Number of days in a selected period) / (Invoice Amount - Credit Memo Amount - Debit Memo Amount). This metric will provide correct value only when used with common or pillar specific dimensions.
AP Turnover . AP Turnover	This metric is computed as follows : ((Invoice Amount - Credit Memo Amount - Debit Memo Amount) * 365) / (Closing Amount * Number of days in a selected period). This metric will provide correct value only when used with common or pillar specific dimensions.
AP Balances . Activity Amount	Shows the activities amount of the specified accounts that can be aggregated by Business Unit, Supplier, Supplier Site, and Time.
AP Balances . Opening Amount	Shows the opening balance (beginning of period balance) of the specified accounts that can be aggregated by Business Unit, Supplier, Supplier Site, and Time. This metric is available only at a monthly granularity.
AP Balances . Closing Amount	Shows the closing balance (end of period balance) of the specified accounts that can be aggregated by Business Unit, Supplier, Supplier Site, and Time. This metric is available only at a monthly granularity.
Aging Amount - Invoice Date Basis	Shows the aging amount for the open invoices based on Invoice open date grouped by selected aging period.
Aging Count - Invoice Date Basis	Shows the aging count for the open invoices based on Invoice open date grouped by selected aging period. The grain for this is invoice payment schedule.
Aging Amount - Schedule Date Basis	Shows the aging amount for the open invoices based on Schedule date grouped by selected aging period.
Aging Count - Schedule Date Basis	Shows the aging count for the open invoices based on Schedule date grouped by selected aging period. The grain for this is invoice payment schedule.
Open Invoices Amount	Shows the total invoice amount for the invoices that are fully open and partially open.
Total Outstanding Amount	Shows the outstanding invoice amount which includes current and overdue invoices.
Total Outstanding Invoices Count	Shows the count of outstanding invoices computed as follows: (Current Invoices Count + Overdue Invoices Count)
Avg Invoice Days Outstanding	This metric is computed as follows: Total number of days invoice outstanding / Total outstanding Invoices Count. This is based on Invoice date.
Current Amount	Shows the invoices amount which are yet to cross the schedule due date.
Current Invoices Count	Shows the invoices count which are yet to cross the schedule due date. The grain for this is invoice payment schedule.
Avg Invoice Days Current	This metric is computed as follows: Total number of days before due date / Current Invoices Count. This is based on schedule date.

Metric	Metric Definition
Current Amount to Total Outstanding %	This metric is computed as follows: (Current Amount / Total Outstanding Amount) * 100.
Current Count to Total Outstanding %	This metric is computed as follows: (Current Invoices Count / Total Outstanding Invoices Count) * 100.
Overdue Amount	Shows the invoices amount which has crossed the schedule due date. The grain for this is invoice payment schedule.
Overdue Invoices Count	Shows the invoices count which has crossed the schedule due date. The grain for this is invoice payment schedule.
Avg Invoice Days Overdue	This metric is computed as follows: Total number of days invoice overdue / Overdue Invoices Count. This is based on schedule date.
Overdue Amount to Total Outstanding %	This metric is computed as follows: (Overdue Amount / Total Outstanding Amount) * 100.
Overdue Count to Total Outstanding %	This metric is computed as follows: (Overdue Invoices Count / Total Outstanding Invoices Count) * 100.
Amount Due Next 30 Days	This metric is computed as follows: Overdue Amount + Upcoming dues for 30 days for open invoices.

Financials—AP Expenses

These metrics will be used in the Analytics Currency (AC) fact folder, Ledger Currency (LC) fact folder and Document Currency (DC) fact folder in Subject Areas.

Analytics Currency and exchange rate type will be configured during product implementation. Exchange rate date basis will be Expense Distribution Accounting date to convert to Analytics currency. Metrics in these folders will show amounts in their respective currencies. Currently we support only accounted invoices.

Metrics

Metric	Metric Definition
Expense Distribution Amount	Shows the invoice expense distribution amount for AP Invoices and considers all invoice types. Excludes cancelled distributions.
Expense Distribution Count	Shows the invoice expense distribution count for AP Invoices and considers all invoice types. Excludes cancelled distributions.

Financials—AP Holds

These metrics will be used in the Analytics Currency (AC) fact folder, Ledger Currency (LC) fact folder and Document Currency (DC) fact folder in Subject Areas.

Analytics Currency and exchange rate type will be configured during product implementation. Exchange rate date basis will be Invoice date to convert to Analytics currency. Metrics in these folders will show amounts in their respective currencies.

Metrics

Metric	Metric Definition
Invoices on Hold Amount	Shows the invoice amount and considers all invoice types that have either Header Level Hold, Line Level Hold, or a combination. This metrics considers only active holds that are without release details.
Invoices on Hold Count	Shows the invoice count and considers all invoice types that have either Header Level Hold, Line Level Hold, or a combination. This metrics considers only active holds that are without release details.
Invoice Headers on Hold Amount	Shows the invoice amount and considers all invoice types that have Header Level Hold. This metrics considers only active holds that are without release details.
Invoice Headers on Hold Count	Shows the invoice header count which has header level hold and considers all invoice types. This metrics considers only active holds which are without release details.
Invoice Lines on Hold Count	Shows the invoice line count which has line level hold and considers all invoice types. This metrics considers only active holds which are without release details.
Total Holds Count	Shows the total number of holds applied on invoice headers and lines. This metrics considers only active holds which are without release details.
Header Holds Count	Shows the header hold count which has header level hold and considers all invoice types. This metrics considers only active holds which are without release details.
Line Holds Count	Shows the line hold count which has line level hold and considers all invoice types. This metrics considers only active holds which are without release details.
Average Days on Hold	This metric is computed as follows: $(\text{Sum}(\text{Release Date} - \text{Hold Date}) / \text{Total number of holds applied on invoice headers and lines considering active and release holds})$. The active holds are without release details and use the system date if the release date is not available.
Invoices on Hold Release Amount	Shows the invoice amount and considers all invoice types that have either header level hold, line level hold, or a combination. This metrics considers only active holds that are released.
Invoice Header on Hold Release Amount	Shows the invoice amount and considers all invoice types that have Header Level Hold. This metrics considers active holds that are released.
Invoice Lines on Hold Amount	Shows the invoice line amount which has line level hold and considers all invoice types. This metrics considers only active holds which are without release details.
Invoice Lines on Hold Release Amount	Shows the invoice line amount which had line level hold and considers all invoice types. This metrics considers active holds that are released.

Financials—AP Invoices

These metrics will be used in the Analytics Currency (AC) fact folder, Ledger Currency (LC) fact folder and Document Currency (DC) fact folder in Subject Areas.

Analytics Currency and exchange rate type will be configured during product implementation. Exchange rate date basis will be Invoice date to convert to Analytics currency. Metrics in these folders will show amounts in their respective currencies.

Metrics

Metric	Metric Definition
Invoices Amount	Shows the invoice amount excluding the Credit Memo and Debit Memo invoice type.
Invoices Count	Shows the invoices count excluding the Credit Memo and Debit Memo invoice type.
Avg Invoices Amount	This metric is computed as follows: Invoices Amount / Invoices Count.
Credit Memos Amount	Shows the invoice amount for the Credit Memo invoice type.
Credit Memos Count	Shows the invoices count for Credit Memo invoice type.
Avg Credit Memos Amount	This metric is computed as follows: Credit Memos Amount / Credit Memos Count.
Debit Memos Amount	Shows the invoice amount for the Debit Memo invoice type.
Debit Memos Count	Shows the invoices count for Debit Memo invoice type.
Avg Debit Memos Amount	This metric is computed as follows: Debit Memos Amount / Debit Memos Count.
Credit Memos to Invoices Amount %	This metric is computed as follows: (Credit Memos Amount / Invoices Amount) * 100.
Discount Offered Amount	Shows the discount offered amount for all transactions.
Discount Offered %	This metric is computed as follows: (Discount Offered Amount / Total Transaction Amount) * 100.
Total Transaction Amount	Shows the sum of Invoice amount, Debit Memos Amount and Credit Memos Amount.
Total Transaction Count	Shows the sum of Invoice Count, Debit Memos Count and Credit Memos Count.

Financials—AP Liabilities

These metrics will be used in the Analytics Currency (AC) fact folder, Ledger Currency (LC) fact folder and Document Currency (DC) fact folder in Subject Areas.

Analytics Currency and exchange rate type will be configured during product implementation. Exchange rate date basis will be Invoice Accounting date to convert to Analytics currency. Metrics in these folders will show amounts in their respective currencies. Currently we support only accounted invoices.

Metrics

Metric	Metric Definition
Liability Distribution Amount	Shows the Liability distribution amount.
Liability Balance Amount	This metric shows balance of AP liability account as of the selected time.

Financials—AP Payments

These metrics will be used in the Analytics Currency (AC) fact folder, Ledger Currency (LC) fact folder and Document Currency (DC) fact folder in Subject Areas.

Analytics Currency and exchange rate type will be configured during product implementation. Exchange rate date basis will be Payment Accounting date to convert to Analytics currency. Metrics in these folders will show amounts in their respective currencies. Currently we support only accounted payments.

Metrics

Metric	Metric Definition
Payments Amount	Shows the total payments amount for the invoices and grain is payments or check number.
Avg Payments Amount	This metric is computed as follows: (Payments Amount / Payments Count) * 100. And grain is payments or check number.
Payments Document Count	Shows the payments document count and grain is payments or check number.
Overdue Payments Amount	Shows the amount of payment transactions where the payment date exceeds the scheduled payment date and the payment schedule status is fully paid or partly paid. Excludes cancelled payments and considers all invoice types. The grain for this is metric is Payment Schedules.
Overdue Payments Count	Shows the count of payment transactions where the payment date exceeds the scheduled payment date and the payment schedule status is fully paid or partly paid. Excludes cancelled payments and considers all invoice types. The grain for this is metric is Payment Schedules.
On Time Payments Amount	Shows the amount of payment transactions where the payment date is lesser than or equal to the scheduled payment date and payment schedule is fully paid. Excludes cancelled payments and considers all invoice types. The grain for this is metric is Payment Schedules.
On Time Payments Count	Shows the count of payment transactions where payment date is lesser than or equal to scheduled payment date and payment schedule is fully paid. Excludes cancelled payments and considers all invoice types. The grain for this is metric is Payment Schedules.
Total Paid Installments Count	This metric is computed as follows: Overdue Payments Count + On Time Payments Count.
On Time Payment Performance %	This metric is computed as follows: (On Time Payments Count / Total Payments Count) * 100.

Metric	Metric Definition
Total Payment Days	Shows the total payment days for fully paid invoices and considers all invoice types. Payment days is computed as follows: Payment date - Invoice date.
Avg Supplier Payment Days	This metric is computed as follows: Total Payment Days / Total Payment Count.
Weighted Avg Supplier Payment Days	This metric is computed as follows: Total Payment Days times Payment Amount / Total Payment Amount.
Interest Penalties Paid	Shows the payment amount for invoices with the Interest invoice type.
% Interest Penalties Paid	This metric is computed as follows: (Interest Penalties Paid / Payment amount) * 100.
Electronic Payment Amount	Shows the paid invoice amount using electronic payment method.
% Electronic Payment Amount	This metric is computed as follows: (Electronic Payment Amount / Payments Amount) * 100.
Discount Taken Amount	Shows the discount amount taken for the invoice payments
Discount Taken %	This metric is computed as follows: (Discount Taken Amount / Total Transaction Amount) * 100. This metric will provide correct value only when used with common or pillar specific dimensions.
Discount Lost Amount	Shows the discount amount lost for the invoice payments. This metric is supported only in Document Currency.
Discount Lost %	This metric is computed as follows: (Discount Lost Amount / Total Transaction Amount) * 100. This metric is supported only in Document Currency and will provide correct value only when used with common or pillar specific dimensions.
Discount Remaining Amount	This metric is computed as follows: Discount Offered Amount - Discount Taken Amount - Discount Lost Amount. This metric is supported only in Document Currency and will provide correct value only when used with common or pillar specific dimensions.
Payment Exchange Loss(Gain) Amount	Shows the payment exchange loss or gain amount for the invoices and grain is payments or check number.
Discount Taken Exchange Loss(Gain) Amount	Shows the discount taken exchange loss or gain amount for the invoices and grain is payments or check number.
Payment Distribution Amount	Shows the payment distribution amount for AP Payments.

Receivables

Overview

These tables describe Receivables metrics.

Financials—AR Adjustments

These metrics will be used in the Analytics Currency (AC) fact folder, Ledger Currency (LC) fact folder and Document Currency (DC) fact folder in Subject Areas. Analytics Currency and exchange rate type will be configured during product implementation. Exchange rate date basis will be Adjustment date to convert to Analytics currency. Metrics in these folders will show amounts in their respective currencies. Currently we support only posted adjustments.

Metrics

Metric	Metric Definition
Adjustments Amount	Shows the adjustments amount that is adjusted to the invoices, debit memos, chargebacks, onaccount credits, deposits, and guarantees.
Adjustments Count	Shows the adjustments count that is adjusted to the invoices, debit memos, chargebacks, onaccount credits, deposits, and guarantees.
Adjustments Distribution Amount	Shows the adjustments distribution amount.

Financials—AR Aging

These metrics will be used in the Analytics Currency (AC) fact folder, Ledger Currency (LC) fact folder and Document Currency (DC) fact folder in Subject Areas. Analytics Currency and exchange rate type will be configured during product implementation. Exchange rate date basis will be Transaction date to convert to Analytics currency. Metrics in these folders will show amounts in their respective currencies. Currently we support only posted transactions.

Metrics

Metric	Metric Definition
Closing Amount	Shows the ending balance of the specified accounts and can be aggregated by Business Unit, Customer, Customer Account and, Time.
Opening Amount	Shows the opening balance of the specified accounts and can be aggregated by Business Unit, Customer, Customer Account, and Time.
Activity Amount	Shows the activities amount of the specified accounts and can be aggregated by Business Unit, Customer, Customer Account, and Time.
Aging Amount - Invoice Date Basis	Shows the aging amount for the open invoices and unapplied receipts based on transaction date grouped by selected aging period.
Aging Count - Invoice Date Basis	Shows the aging count for the open invoices and unapplied receipts based on transaction date grouped by selected aging period.
Aging Amount - Schedule Date Basis	Shows the aging amount for thefor the open invoices and unapplied receipts based on Schedule date grouped by selected aging period.

Metric	Metric Definition
Aging Count - Schedule Date Basis	Shows the aging count for the for the open invoices and unapplied receipts based on Schedule date grouped by selected aging period.
Total Outstanding Amount	Shows the outstanding amount which includes current and overdue invoices and receipts.
Total Outstanding Invoices Count	Shows the count of outstanding invoices and unapplied receipts.
Avg Invoice Days Outstanding	This metric is computed as follows: Total number of days invoice outstanding / Total outstanding Invoices Count. This is based on Invoice date.
Current Amount	Shows the invoices amount which are yet to cross the schedule due date.
Current Invoices Count	Shows the invoices count which are yet to cross the schedule due date.
Avg Invoice Days Current	This metric is computed as follows: Total number of days before due date / Current Invoices Count. This is based on schedule date.
Current Amount to Total Outstanding %	This metric is computed as follows: (Current Amount / Total Outstanding Amount) * 100.
Current Count to Total Outstanding %	This metric is computed as follows: (Current Invoices Count / Total Outstanding Invoices Count) * 100.
Overdue Amount	Shows the invoices and unapplied receipts amount which has crossed the schedule due date.
Overdue Invoices Count	Shows the invoices and unapplied receipts count which has crossed the schedule due date.
Avg Invoice Days Overdue	This metric is computed as follows: Total number of days invoice overdue / Overdue Invoices Count. This is based on schedule date.
Overdue Amount to Total Outstanding %	This metric is computed as follows: (Overdue Amount / Total Outstanding Amount) * 100.
Overdue Count to Total Outstanding %	This metric is computed as follows: (Overdue Invoices Count / Total Outstanding Invoices Count) * 100.
Risk Amount	Shows the receipt amount for which cash is not cleared or risk is not eliminated

Financials—AR Credit Memo Applications

These metrics will be used in the Analytics Currency (AC) fact folder, Ledger Currency (LC) fact folder and Document Currency (DC) fact folder in Subject Areas. Analytics Currency and exchange rate type will be configured during product implementation. Exchange rate date basis will be Credit Memo Accounting date to convert to Analytics currency. Metrics in these folders will show amounts in their respective currencies. Currently we support only posted credit memo applications.

Metrics

Metric	Metric Definition
Credit Memo Applications Amount	Shows the credit memo applications amount. This consider Credit Memo with Application Status as Applied and Credit Memo Reversals with Application Status as Activity.

Metric	Metric Definition
Credit Memo Applications Count	Shows the credit memo applications count. This consider Credit Memo with Application Status as Applied and Credit Memo Reversals with Application Status as Activity.

Financials—AR Receipts and Applications

These metrics will be used in the Analytics Currency (AC) fact folder, Ledger Currency (LC) fact folder and Document Currency (DC) fact folder in Subject Areas. Analytics Currency and exchange rate type will be configured during product implementation. Exchange rate date basis will be Receipt date for Receipts and Transaction date for Applications to convert to Analytics currency. Metrics in these folders will show amounts in their respective currencies. Currently we support only posted receipts and applications.

Metrics

Metric	Metric Definition
Receipts Amount	Shows the receipts amount from the customers.
Receipts Transaction Count	Shows the distinct count of receipt numbers.
Avg Receipts Amount	This metric is computed as follows: Receipts Amount / Receipts Count.
Unapplied Receipts Amount	Shows receipt amount from the customers that are unapplied against outstanding invoices.
Receipts Applications Amount	Shows receipt amount from the customers that are applied against outstanding invoices.
Other Receipt Application Amount	Shows receipt amount that is applied to prepayment, claim investigations activities.
Discounts Taken Amount	Shows the total discount amount that was taken.
Discounts Taken of Applied Receipts %	This metric is computed as follows: (Discounts Taken Amount / Receipts Applications Amount) * 100.
Earned Discounts Amount	Shows the total earned discount amount that was taken.
Earned Discounts of Total Discount %	This metric is computed as follows: (Earned Discounts Amount / Discounts Taken Amount) * 100.
Unearned Discounts Amount	Shows the total unearned discount amount that was taken.
Unearned Discounts of Total Discount %	This metric is computed as follows: (Unearned Discounts Amount / Discounts Taken Amount) * 100.
Exchange Gain or Loss Amount	Shows the exchange gain or loss amount incurred at the time of receipt.
Receipts Transaction Count	Shows the distinct count of Receipt numbers.
Receipt Distribution Amount	Shows the receipt and application distribution amount.
On account Amount	Shows the receipt amount applied to On account activity when customer is found.
Unidentified Amount	Shows the unidentified receipts transaction amount.
Credit Card Refund Amount	Shows the Credit Card Refund amount.
Credit Card Chargeback Amount	Shows the Credit Card Chargeback amount.
Receipt Refund Amount	Shows the Receipt refund amount.
Receipt Write-Off Amount	Shows the Receipt Write-off amount.

Metric	Metric Definition
Receipt to Receipt Application Amount	Shows the Receipt to Receipt Application amount.

Financials—AR Revenue

These metrics will be used in the Analytics Currency (AC) fact folder, Ledger Currency (LC) fact folder and Document Currency (DC) fact folder in Subject Areas. Analytics Currency and exchange rate type will be configured during product implementation. Exchange rate date basis will be Transaction date to convert to Analytics currency. Metrics in these folders will show amounts in their respective currencies. Currently we support only posted transactions.

Metrics

Metric	Metric Definition
Transaction Amount	Shows the transaction header amount.
Line Amount	Shows the transaction line amount.
Distribution Amount	Shows the distribution amount.
Revenue Amount	Shows the revenue distribution amount that is recognized.
Unearned Revenue Amount	Shows the unearned revenue distribution amount that is yet to be recognized.
Freight Amount	Shows the freight distribution amount.
Tax Amount	Shows the tax distribution amount.
Long Term Deferred Revenue	Shows the Deferred or Unearned Revenue distribution amount that will be recognized after 365 days from current system date.
Short Term Deferred Revenue	Shows the Deferred or Unearned Revenue distribution amount that will be recognized within 365 days from current system date.
Unbilled Receivable Amount	Shows the unbilled receivable amount.

Financials—AR Transactions

These metrics will be used in the Analytics Currency (AC) fact folder, Ledger Currency (LC) fact folder and Document Currency (DC) fact folder in Subject Areas. Analytics Currency and exchange rate type will be configured during product implementation. Exchange rate date basis will be Transaction date to convert to Analytics currency. Metrics in these folders will show amounts in their respective currencies. Currently we support only posted transactions.

Metrics

Metric	Metric Definition
Invoices Amount	Shows the invoice amount which includes Chargeback, Deposits, Guarantee, Invoices invoice types and excludes the Credit Memo and Debit Memo transaction type.
Invoices Count	Shows the invoices count which includes Chargeback, Deposits, Guarantee, Invoices invoice types and excludes the Credit Memo and Debit Memo transaction type.

Metric	Metric Definition
Avg Invoices Amount	This metric is computed as follows: Invoices Amount / Invoices Count.
Debit Memos Amount	Shows the invoice amount for the Debit Memo transaction type.
Debit Memos Count	Shows the invoices count for Debit Memo transaction type.
Avg Debit Memos Amount	This metric is computed as follows: Debit Memos Amount / Debit Memos Count.
Credit Memos Amount	Shows the invoice amount for the Credit Memo transaction type.
Credit Memos Count	Shows the invoices count for Credit Memo transaction type.
Avg Credit Memos Amount	This metric is computed as follows: Credit Memos Amount / Credit Memos Count.
Total Transactions Amount	Shows the sum of invoice amount, Debit Memos Amount and Credit Memos Amount.
Total Transactions Count	Shows the distinct count of invoice numbers.

Procurement

Overview

These tables describe Procurement metrics.

Procurement—Agreements

These metrics will be used in the Analytics Currency (AC) and Document Currency (DC) fact folder in Subject Area. Analytics Currency and Exchange Rate Type are configured during product implementation. Exchange Rate date basis uses Purchase Order Agreement Creation Date to convert to analytics currency. Metrics in these folders show amounts in their respective currencies.

Metrics

Metric	Metric Definition
Header Agreed Amount	This metric is calculated as sum of header agreed amount.
Header Released Amount	This metric is calculated as sum of header released amount.
Header Released %	This metric is calculated as total agreement released amount divided by agreement amount.
Line Agreed Amount	This metric is calculated as sum of line agreed amount.
Line Released Amount	This metric is calculated as sum of line released amount.
Line Released Amount %	This metric is calculated as sum of line released amount divided by line agreed amount.

Metric	Metric Definition
Remaining Header Amount	This metric is calculated as header agreed amount minus header released amount where agreement amount is not null and agreed amount is greater than released amount.
Remaining Header Amount %	This metric is calculated as remaining header amount divided by total header agreed amount.
Remaining Line Amount	This metric is calculated as sum of agreed line amount minus sum of line released amount where agreement line agreed amount is not null and agreed amount is greater than released amount.
Remaining Line Amount %	This metric is calculated as sum of remaining line amount divided by sum of agreed amount.
Expired Header Released %	This metric is calculated as header released amount divided by header agreed amount where agreement amount is not null and considering headers are expired.
Expired Line Released %	This metric is calculated as line released amount divided by line agreed amount where agreement amount is not null and considering lines which are expired.
Average Unit Price	Average of unit price at lines.
Header Agreement Count by Release %	Count of agreement header release percent in different bucket percentages.
Header Agreement Count Expired in Days	Count of agreement header which will expire in different bucket days.
Agreement Header Count	Count of distinct agreement headers.
Agreement Lines Count	Count of distinct blanket agreement lines.
Agreement Approval Cycle Time	This metric is calculated as average difference between agreement approval date for version zero and creation date.
Negotiation to Agreement Approval Cycle Time	This metric is calculated as average difference between agreement approval date for version zero and negotiation line creation date.
Approvers Count	This metric is calculated as average approvers for version zero of an agreement.
Item Count	Count of distinct items.
Supplier Count	Count of distinct suppliers.
Supplier Site Count	Count of distinct supplier sites.
Buyer Count	Count of distinct buyers.
Header Expiring Days	This metric is calculated as average difference between end date and system date where agreement header end date is not null.
Line Expiring Days	This metric is calculated as average difference between expiration date and system date where either of agreement lines expiration date is not null or header end date is not null.
Average Number of Revisions	This metric is calculated as average of agreement versions.
Amendments Count	This metric is calculated as average amendments done for an agreement.
Internal Amendments Count	This metric is calculated as average number of internal amendments for an agreement.

Metric	Metric Definition
Supplier Amendments Count	This metric is calculated as average number of supplier initiated amendments for an agreement.
Agreement Line Quantity	This metric is calculated as sum of agreement line quantity in primary and transaction UOM.
Agreement Line Primary Quantity	This metric is calculated as sum of agreement line quantity in primary UOM.
Average Unit Price (Primary UOM)	Average of unit price at lines in primary UOM.

Procurement—Purchase Orders

These metrics will be used in the Analytics Currency (AC) and Document Currency (DC) fact folder in Subject Area. Analytics Currency and Exchange Rate Type are configured during product implementation. Exchange Rate date basis uses Purchase Order Creation Date to convert to analytics currency. Metrics in these folders show amounts in their respective currencies.

Metrics

Metric	Metric Definition
Ordered Quantity	This metric is calculated as sum of quantity net of cancelled quantity at distribution level in primary and transaction UOM.
Original Ordered Quantity	This metric is calculated as sum of quantity including cancelled quantity at distribution level in primary and transaction UOM.
Cancelled Quantity	This metric is calculated as sum of cancelled quantity at distribution level in primary and transaction UOM.
Consignment Quantity	This metric is calculated as sum of consigned quantity at distribution level in primary and transaction UOM.
Billed Quantity	This metric is calculated as sum of billed quantity at distribution level in primary and transaction UOM.
Delivered Quantity	This metric is calculated as sum of delivered quantity at distribution level in primary and transaction UOM.
Received Quantity	This metric is calculated as sum of received quantity at schedule level in primary and transaction UOM.
Shipped Quantity	This metric is calculated as sum of shipped quantity at schedule level in primary and transaction UOM.
Accepted Quantity	This metric is calculated as sum of accepted quantity at schedule level in primary and transaction UOM.
Rejected Quantity	This metric is calculated as sum of rejected quantity at schedule level in primary and transaction UOM.
Over Receipt Quantity	This metric shows quantity that is received more that purchase order quantity in primary and transaction UOM.
Purchase Order Count	Count of distinct purchase order headers.
Purchase Order Lines Count	Count of distinct purchase order lines.
Requisition Lines Count	Count of distinct requisition lines associated in purchase order distributions.
Average Number of Revisions	This metric is calculated as average of revision numbers of a purchase order.

Metric	Metric Definition
Amendments Count	This metric is calculated as average amendments done for a purchase order.
Internal Amendments Count	This metric is calculated as average number of internal amendments for a purchase order.
Supplier Amendments Count	This metric is calculated as average number of supplier initiated amendments for a purchase order.
Pre Processing Lead Time	This metric is calculated as average difference between purchase order approval date and purchase order creation date for version zero.
Approvers Count	This metric is calculated as average number of approvers in a purchase order.
PR to PO Cycle Time	This metric is calculated as average difference between purchase order creation date and requisition line approval date.
PO Open Cycle Time	This metric is calculated as average difference between purchase order implement date for version zero and purchase order creation date.
PO Close Cycle Time	This metric is calculated as average difference between purchase order close date and purchase order creation date.
Negotiation to PO Cycle Time	This metric is calculated as average difference between purchase order approval date for version zero and negotiation line creation date for purchase orders created from negotiations.
Requisition Based PO %	This metric is calculated as count of distribution with requisition references divided by count of total distributions.
Buyers Count	Count of distinct buyers.
Payment Terms Count	Count of distinct payment terms.
Ordered Amount	This metric is calculated as sum of ordered amount at distribution level inclusive of inclusive taxes.
Total Exclusive Tax Amount	This metric is calculated as sum of total exclusive tax amount at distribution level.
Total Amount	This metric is calculated as sum of total amount at distribution level.
Non Recoverable Tax Amount	This metric is calculated as sum of non recoverable tax amount at distribution level.
Recoverable Tax Amount	This metric is calculated as sum of recoverable tax amount at distribution level.
Non Recoverable Inclusive Tax Amount	This metric is calculated as sum of non recoverable inclusive tax amount at distribution level.
Recoverable Inclusive Tax Amount	This metric is calculated as sum of recoverable inclusive tax amount at distribution level.
Delivered Amount	This metric is calculated as sum of delivered amount at distribution level.
Billed Amount	This metric is calculated as sum of billed amount at distribution level.
Cancelled Amount	This metric is calculated as sum of cancelled amount at distribution level.
Accepted Amount	This metric is calculated as sum of accepted amount at schedule level.

Metric	Metric Definition
Accepted Rate	This metric is calculated as sum of accepted amount divided by sum of received amount at schedule level.
Received Amount	This metric is calculated as sum of received amount at schedule level.
Shipped Amount	This metric is calculated as sum of shipped amount at schedule level.
Avg Unit Price	This metric is calculated as sum of ordered amount excluding inclusive taxes divided by sum of ordered quantity.
Max Unit Price	This metric is calculated as maximum of ordered amount excluding inclusive taxes divided by sum of ordered quantity at distribution level.
Min Unit Price	This metric is calculated as minimum of ordered amount excluding inclusive taxes divided by sum of ordered quantity at distribution level.
Average Amount Per PO	This metric is calculated as sum of ordered amount divided by count of distinct purchase orders.
Supplier Count	Count of distinct Supplier.
Open PO Count	Count of purchase order header status equal to Open and Closed for Receiving.
Closed PO Count	Count of purchase order header status equal to Closed for Invoicing, Closed, and Finally Closed.
Rejected Quantity %	This metric shows Rejected Quantity percentage to overall Receipt Quantity for a given period.
Over Receipt Quantity %	This metric shows Over Receipt Quantity percentage to overall Receipt Quantity for a given period.
Cancelled Quantity %	This metric shows Cancelled Quantity percentage to overall Ordered Quantity for a given period.
Discounts Amount	This metric shows discount amount for the purchase order lines which has discount type as amount or percentage.
Negotiated Amount	This metric shows amount of the purchase order lines which has negotiated indicator as Y.
Open PO Amount	This metric shows the sum of ordered amount at distribution level inclusive of inclusive taxes with status equal to Open and Closed for Receiving.
Closed PO Amount	This metric shows the sum of ordered amount at distribution level inclusive of inclusive taxes with status equal to Closed for Invoicing, Closed, and Finally Closed.
Over Receipt Amount	This metric shows amount that is received more than purchase order quantity at schedule level.
Avg Unit Price (Primary UOM)	This metric is calculated as sum of ordered amount excluding inclusive taxes divided by sum of ordered quantity in primary UOM.
Max Unit Price (Primary UOM)	This metric is calculated as maximum of ordered amount excluding inclusive taxes divided by sum of ordered quantity at distribution level in primary UOM.
Min Unit Price (Primary UOM)	This metric is calculated as minimum of ordered amount excluding inclusive taxes divided by sum of ordered quantity at distribution level in primary UOM.

Procurement—Receipts

These fact folder in this subject area shows below metrics details.

Metrics

Metric	Metric Definition
Received Quantity	This metric is calculated as sum of received quantity in primary and transaction UOM.
Accepted Quantity	This metric is calculated as sum of accepted quantity in primary and transaction UOM.
Delivered Quantity	This metric is calculated as sum of delivered quantity in primary and transaction UOM.
Rejected Quantity	This metric is calculated as sum of rejected quantity in primary and transaction UOM.
Returned Quantity	This metric is calculated as sum of returned quantity in primary and transaction UOM.
Consumed Quantity	This metric is calculated as sum of consumed quantity in primary and transaction UOM.
Receipt Headers Count	Count of distinct receipt headers.
Receipt Lines Count	Count of receipt lines.
Purchase Order Count	Count of distinct purchase orders.
Purchase Order Schedule Count	Count of distinct purchase order schedule.
Shipped Quantity	This metric is calculated as sum of shipped quantity in primary and transaction UOM.
Received Lines On Time %	This metric is calculated as count of lines received on time divided by count of receipt lines.
Received Lines Late %	This metric is calculated as count of lines received late divided by count of receipt lines.
Received Lines Early %	This metric is calculated as count of lines received early divided by count of receipt lines.
Receipt Lines with Correction Count	This metric is calculated as count of receipt lines with atleast one correction transaction.
Receipt Lines with Correction %	This metric is calculated as receipt corrected count divided by receipt line count.
Receipt Lines Rejected Count	This metric is calculated as count of receipt lines with rejected quantity greater than zero.
Receipt Lines Rejected %	This metric is calculated as receipt rejected count divided by receipt lines count.
Receipt Lines Accepted Count	This metric is calculated as count of receipt lines with accepted quantity greater than zero.
Receipt Lines Accepted %	This metric is calculated as receipt accepted count divided by receipt lines count.
Receipt Lines Returned Count	This metric is calculated as count of receipt lines with returned quantity greater than zero.
Receipt Lines Returned %	This metric is calculated as receipt returned count divided by receipt lines count.
Post Processing Time	This metric is calculated as average difference between deliver date and receipt date.

Metric	Metric Definition
Processing Time	This metric is calculated as average difference between receipt date and purchase order approval date for version zero.
Transportation Days	This metric is calculated as average difference between receipt header creation date and shipment date for advance shipment notice-based receipts.
ASN Receipts %	This metric is calculated as count of advanced shipment notice-based receipts divided by count of receipt headers.
Received Amount	This metric is calculated as sum of received quantity multiplied by unit price from purchase order in primary UOM.
Accepted Amount	This metric is calculated as sum of accepted quantity multiplied by unit price from purchase order in primary UOM.
Delivered Amount	This metric is calculated as sum of delivered quantity multiplied by unit price from purchase order in primary UOM.
Rejected Amount	This metric is calculated as sum fo rejected quantity multiplied by unit price from purchase order in primary UOM.
Returned Amount	This metric is calculated as sum of returned quantity multiplied by unit price from purchase order in primary UOM.
Avg Unit Price (Primary UOM)	Average of unit price at purchase order lines in primary UOM.

Procurement—Requisitions

These metrics will be used in the Analytics Currency (AC) and Document Currency (DC) fact folder in Subject Area. Analytics Currency and Exchange Rate Type are configured during product implementation. Exchange Rate date basis uses Requisition Creation Date to convert to analytics currency. Metrics in these folders show amounts in their respective currencies.

Metrics

Metric	Metric Definition
Requisition Quantity	This metric is calculated as sum of quantity at distribution level and excludes reinstate, split, and replaced line status. This shows quantity in primary and transaction UOM.
Requisition Count	Count of distinct requisitions.
Requisition Line Count	Count of requisition lines excluding reinstate, split, and replaced line status.
Rejected Requisition Count	Count of distinct requisition with rejected status.
Rejected Requisition Lines Count	Count of requisition lines with rejected status and excludes reinstate, split, and replaced line status.
Pending Approval Requisition Lines Count	Count of requisition lines with pending approval status and excludes reinstate, split, and replaced line status.

Metric	Metric Definition
Unprocessed Requisition Lines Count	Count of requisition lines which are yet to get converted to purchase order or purchase order header without processed date (version 0). This metrics excludes internal requisition and reinstate, split, and replaced line status.
Approved Requisition Lines Count	Count of requisition lines with approved status and excludes reinstate, split, and replaced line status.
Processed Requisition Lines Count	Count of requisition lines which got converted to purchase order and purchase order header having processed date (version 0). This metrics excludes internal requisition and reinstate, split, and replaced line status.
Unfulfilled Requisition Lines Count	Count of requisition lines for which purchase order got processed and has purchase order line fulfilled flag value as N. This metrics excludes internal requisition and reinstate, split, and replaced line status.
Unfulfilled Overdue Requisition %	This metric shows Unfulfilled Overdue Requisition Amount percentage of the overall Requisition Amount for a given period.
Fulfilled Requisition Lines Count	Count of requisition lines for which purchase order got processed and has purchase order line fulfilled flag value as Y. Purchase order line fulfilled flag will have value as Y only when all the schedule lines for that purchase order line is closed for receiving or invoicing. The fulfilled date is maximum of the schedule receipt dates or invoice dates. This metrics excludes internal requisition and reinstate, split, and replaced line status.
Requisition Approval Cycle Time Days	This metric is calculated as average difference between requisition approval date and requisition submitted date for version zero.
PR to PO Cycle Time	This metric is calculated as average difference between purchase order creation date and requisition line approval date. This metrics excludes internal requisition and reinstate, split, and replaced line status.
Fulfilled Cycle Time Days	This metric is calculated as average difference between purchase order line fulfill date and requisition line last submitted date. The fulfilled date is maximum of the schedule receipt dates or invoice dates. This metrics excludes internal requisition and reinstate, split, and replaced line status.
Requisition Approval to PO Fulfillment Time	This metric is calculated as average difference between purchase order line fulfill date and requisition line last approval date. And fulfilled date is maximum of the schedule receipt dates or invoice dates. This metrics excludes internal requisition and reinstate, split and replaced line status.
Unprocessed Average Aging Days	This metric is calculated as average difference between system date and requisition line last approval date for requisition lines which are yet to get converted to purchase order or purchase order header without processed date (version 0). This metrics excludes internal requisition and reinstate, split, and replaced line status. .

Metric	Metric Definition
Requisition Amount	This metric is calculated as sum of amount at distribution level and excludes reinstate, split, and replaced line status.
Unprocessed Overdue Requisition Amount	This metric is calculated as sum of amount at distribution level with requisition lines with unprocessed status and crossed the requested delivery date and the unprocessed status requisition lines which are yet to get converted to purchase order or purchase order header without processed date (version 0). This metrics excludes internal requisition and reinstate, split, and replaced line status.
Approved Requisition Amount	This metric is calculated as sum of amount at distribution level with requisition lines with approved status. This metrics excludes reinstate, split, and replaced line status.
Processed Requisition Amount	This metric is calculated as sum of amount at distribution level with requisition lines with processed status. The processed status requisition lines are those that got converted to purchase order and purchase order header having processed date (version 0). This metrics excludes internal requisition and reinstate, split, and replaced line status.
Unfulfilled Requisition Amount	This metric is calculated as sum of amount at distribution level with requisition lines with unfulfilled status. The unfulfilled status requisition lines are those purchase orders that got processed and have purchase order line fulfilled flag value as N. This metrics excludes internal requisition and reinstate, split, and replaced line status.
Unfulfilled Overdue Requisition Amount	This metric is calculated as sum of amount at distribution level with requisition lines with unfulfilled status and crossed the requested delivery date. The unfulfilled status requisition lines are those purchase orders that got processed and has purchase order line fulfilled flag value as N. This metrics excludes internal requisition and reinstate, split, and replaced line status.
Fulfilled Requisition Amount	This metric is calculated as sum of amount at distribution level with requisition lines with fulfilled status. The fulfilled status requisition lines are those that have purchase order line fulfilled flag value as Y. Purchase order line fulfilled flag will have value as Y only when all the schedule lines for that purchase order line is closed for receiving or invoicing. The fulfilled date is maximum of the schedule receipt dates or invoice dates. This metrics excludes internal requisition and reinstate, split, and replaced line status.
Requisition Primary Quantity	This metric is calculated as sum of quantity at distribution level and excludes reinstate, split and replaced line status. This shows quantity in primary UOM.

Procurement—Spend

These metrics are used in the Analytics Currency (AC) fact folder, Ledger Currency (LC) fact folder, and Document Currency (DC) fact folder in Subject Areas.

Analytics Currency and Exchange Rate Type are configured during product implementation. Exchange Rate date basis uses Expense Distribution accounting date to convert to analytics currency. Metrics in these folders show amounts in their respective currencies. Currently we support only accounted invoices.

Metrics

Metric	Metric Definition
Invoice Amount	This metric is calculated as Sum of Amounts from the Invoice Accounting distribution lines for an invoice distribution.
Avg Invoice Unit Price	This metric is calculated as Sum of Invoice Amounts divided by Sum of Invoiced Quantity where Quantity Invoiced is not zero. This metric is calculated for Invoice distributions conforming as Addressable Spend.
Max Invoice Unit Price	This metric is calculated as Maximum of Invoice Amounts divided by Invoiced Quantity where Quantity Invoiced is not zero. This metric is calculated for Invoice distributions conforming as Addressable Spend.
Min Invoice Unit Price	This metric is calculated as Minimum of Invoice Amounts divided by Invoiced Quantity where Quantity Invoiced is not zero. This metric is calculated for Invoice distributions conforming as Addressable Spend.
Spend	This metric is calculated as Sum of Invoice Amounts where invoice is approved and invoice distribution is validated. This metric excludes Invoice Distributions for withholding tax invoices and lines, prepayment invoices, and prepayment application lines.
Addressable Spend	This metric is calculated as the sum of Spend, where invoice distribution has a Purchase Order reference, and Invoice Line types are either Item or Misc, and excludes any tax-related lines in invoices.
PO Matched Spend	This metric is calculated as the sum of Invoice Amounts, where Invoice distributions has a Purchase Order Reference.
Agreement Spend	This metric is calculated as the sum of Spend, where Invoice Distributions has a Purchase Order reference, and the corresponding Purchase Order Line has a Blanket Purchase Agreement or Contract Purchase Agreement reference.
Non Agreement Spend	This metric is calculated as the sum of Spend where Invoice Distributions has a Purchase Order reference, and Purchase Order Line does not have a Blanket Purchase Agreement or Contract Purchase agreement reference.
Agreement Leakage Spend	This metric is calculated as the sum of Spend where Invoice Distributions has a Purchase Order reference, and the Purchase Order Line does not have an agreement associated with it, although an open Blanket agreement is available for the item in Purchase order. This metric works only for Inventory Item-based purchase orders.
Other Non Agreement Spend	This metric is calculated as Non Agreement Spend minus Agreement Leakage Spend.

Metric	Metric Definition
Negotiated Spend	This metric is calculated as PO Matched Spend where the Negotiated Flag is checked for the corresponding Purchase Orders Lines.
Non Negotiated Spend	This metric is calculated as PO Matched Spend where the Negotiated Flag is not checked for the corresponding Purchase Orders Lines.
Average Spend Per invoice	This metric is calculated as the sum of Spend divided by the Count of Spend Invoices.
Quantity Invoiced	This metric is calculated as the sum of Quantity Invoiced from Invoice distributions in primary and transaction UOM.
Electronic Invoices Count	This metric is calculated as the Count of Distinct Invoice Headers where Invoice Header source is not equal to Manual Invoice Entry.
Invoice Lines Count	This metric is calculated as the Count of Distinct invoice Lines.
Invoices Count	This metric is calculated as the Count of Distinct invoice Headers.
Purchase Order Lines Count	This metric is calculated as the Count of Distinct Purchase Order Lines referenced in Invoice Distributions.
Purchase Orders Count	This metric is calculated as the Count of Distinct Purchase Order Headers referenced in Invoice Distributions.
Manual Invoices Count	This metric is calculated as the Count of Distinct Invoice Headers where Invoice Header source is equal to Manual Invoice Entry.
Suppliers Count	This metric is calculated as the Count of Distinct Suppliers on Invoice Headers.
PO Matched Invoices Count	This metric is calculated as the Count of Distinct invoices headers which are fully or partially matched to the purchase order.
Invoices Before PO Creation Count	This metric is calculated as the Count of invoice Headers where Invoice date is greater than the purchase order Creation date.
Paid Invoices Count	This metric is calculated as Count of Distinct Invoice headers where invoice header is already paid.
Open Invoices Count	This metric is calculated as Count of Distinct Invoice headers where invoice header is not paid yet.
Perfect Invoices Count	This metric is calculated as Count of Distinct Invoice headers where invoice header is partially or fully matched to Purchase Order with no price variance.
Invoices with IPV Count	This metric is calculated as Count of Distinct Invoice headers where invoices have more than one distribution line status in Invoice Price Variance or Tax Invoice Price Variance.
Buyer Count	This metric is calculated as Distinct Buyers on Invoice Headers.
Supplier Site Count	This metric is calculated as Count of Distinct Supplier Sites on Invoice Headers.
Payables Invoicing Business Unit Count	This metric is calculated as distinct count of Payables Invoicing Business Units on Invoice Headers.

Metric	Metric Definition
Purchasing Category Count	This metric is calculated as Count of Distinct Purchasing Category on Invoice Lines.
Payment Terms Count	This metric is calculated as Count of Distinct Payment Terms on Invoice Headers.
Item Based Purchases %	This metric is calculated as the percentage of Distinct Count of item-based Purchase Order Lines over Distinct Count of Purchase Order Lines.
PO Matched Spend %	This metric is calculated as percentage of PO Matched Spend over Spend.
Non PO Matched Spend %	This metric is calculated as percentage of Non PO Matched Spend over Spend.
Agreement Spend %	This metric is calculated as percentage of Agreement Spend over Spend.
Non Agreement Spend %	This metric is calculated as percentage of Non Agreement Spend over Spend.
Agreement Leakage Spend %	This metric is calculated as percentage of Agreement Leakage Spend over Spend.
Negotiated Spend %	This metric is calculated as percentage of Negotiated Spend over Spend.
Supplier Spend %	This metric is calculated as percentage of Spend over Spend across all suppliers. This metric is used to analyze individual supplier Spend against Spend across all suppliers.
Category Spend %	This metric is calculated as percentage of Spend over Spend across all categories. This metric is used to analyze individual category Spend against Spend across all categories.
Invoice Price Variance	This metric is calculated as sum of amounts from Invoice distribution for Distribution Line status Invoice Price Variance.
Primary Quantity Invoiced	This metric is calculated as Sum of Quantity Invoiced from Invoice distributions in primary UOM.
Avg Invoice Unit Price (Primary UOM)	This metric is calculated as Sum of Invoice Amounts divided by Sum of Invoiced Quantity where Quantity Invoiced is not zero. This metric is calculated for Invoice distributions conforming as Addressable Spend in primary UOM.
Max Invoice Unit Price (Primary UOM)	This metric is calculated as Maximum of Invoice Amounts divided by Invoiced Quantity where Quantity Invoiced is not zero. This metric is calculated for Invoice distributions conforming as Addressable Spend in primary UOM.
Min Invoice Unit Price (Primary UOM)	This metric is calculated as Minimum of Invoice Amounts divided by Invoiced Quantity where Quantity Invoiced is not zero. This metric is calculated for Invoice distributions conforming as Addressable Spend in primary UOM.

Projects

These tables describe Projects metrics.

PPM - Project Costs

These metrics will be used in the Analytics Currency (AC), Document Currency (DC), Project Currency (PC), Project Ledger Currency (PLC) and Ledger Currency (LC) fact folder in Subject Area. Analytics Currency and Exchange Rate Type are configured during product implementation. Exchange Rate date basis uses Ledger Currency Conversion Rate Date if this date is populated and if not available uses expenditure item date to convert to analytics currency. Metrics in these folders show amounts in their respective currencies.

Metrics

Metric	Metric Definition
Raw Cost	Shows the Actual Raw Cost incurred
Burden Cost	Shows the Actual Burden Cost calculated as difference between Burdened Cost and Raw Cost
Burdened Cost	Shows the Actual Burdened Cost incurred
Billable Raw Cost	Shows the Actual Raw Cost from Cost distribution lines flagged as billable
Billable Burden Cost	Shows the Billable Burden Cost calculated as difference between Billable cost and Billable Raw Cost
Billable Cost	Shows the Actual Burdened Cost from Cost distribution lines flagged as billable
Non-Billable Raw Cost	Shows the Actual Raw Cost from Cost distribution lines flagged as not billable
Non-Billable Burden Cost	Shows the Non-Billable Burden Cost calculated as difference between Non-Billable cost and Non-Billable Raw Cost
Non-Billable Cost	Shows the Actual Burdened Cost from Cost distribution lines flagged as not billable
Capitalizable Raw Cost	Shows the Actual Raw cost from Cost distribution lines flagged as Capitalizable for Capitalizable projects
Capitalizable Burden Cost	Shows the Capitalizable Burden Cost calculated as difference between Capitalizable Cost and Capitalizable Raw Cost
Capitalizable Cost	Shows the Raw cost or Burdened Cost from Cost distribution lines flagged as Capitalizable based on whether Raw or Burdened cost is Capitalizable for the project type
Non-Capitalizable Raw Cost	Shows the actual raw cost from cost distribution lines flagged as not Capitalizable for Capitalizable projects
Non-Capitalizable Burden Cost	Shows the Non-Capitalizable Burden Cost calculated as difference between Non-Capitalizable Cost and Non-Capitalizable Raw Cost
Non-Capitalizable Cost	Shows the actual burdened cost from cost distribution lines flagged as not Capitalizable for Capitalizable projects
Billable and Capitalizable Raw Cost	Shows the actual raw cost from cost distribution lines flagged as both Billable and Capitalizable.
Billable and Capitalizable Burden Cost	Shows the Billable and Capitalizable Burden Cost calculated as difference between Billable and Capitalizable Burdened Cost and Raw Cost

Metric	Metric Definition
Billable and Capitalizable Cost	Shows the Raw cost or Burdened Cost from Cost distribution lines flagged as Capitalizable and Billable based on whether Raw or Burdened cost is Capitalizable for the project type
Labor Cost	Shows the Labor Cost calculated as Burdened Cost that is associated with Resource Class 'PEOPLE'
Equipment Cost	Shows the Equipment Cost calculated as Burdened Cost that is associated with Resource Class 'EQUIPMENT'
Transfer Price Amount	Shows the Amount charged by Provider Organization to the Receiver Organization including Transfer Price Markup
Accounted Raw Cost	Shows the Raw Cost Amount that is accounted. This metric is available in Ledger Currency, Document Currency and Analytic Currency only.
Accounted Burden Cost	Shows the Burden Cost Amount that is accounted. This metric is available in Ledger Currency, Document Currency and Analytic Currency only.
Accounted Burdened Cost	Shows the Burdened Cost Amount that is accounted. This metric is available in Ledger Currency, Document Currency and Analytic Currency only.
Debit Amount	Shows the Debit Amount from Accounting for the Cost Distribution line. This metric is available in Ledger Currency, Document Currency and Analytic Currency only.
Credit Amount	Shows the Credit Amount from Accounting for the Cost Distribution line. This metric is available in Ledger Currency, Document Currency and Analytic Currency only.
Net Amount	Shows the difference between Debit Amount and Credit Amount. This metric is available in Ledger Currency, Document Currency and Analytic Currency only.
Raw Cost - ITD	Cumulative Sum of Raw cost from start of the Project to the reporting time period selected. This metric is available in Project Ledger Currency, Project Currency and Analytic Currency only.
Burden Cost - ITD	Cumulative Sum of Burden cost from start of the Project to the reporting time period selected. This metric is available in Project Ledger Currency, Project Currency and Analytic Currency only.
Burdened Cost - ITD	Cumulative Sum of Burdened cost from start of the Project to the reporting time period selected. This metric is available in Project Ledger Currency, Project Currency and Analytic Currency only.
Billable Raw Cost - ITD	Cumulative Sum of Billable Raw cost from start of the Project to the reporting time period selected. This metric is available in Project Ledger Currency, Project Currency and Analytic Currency only.
Billable Burden Cost - ITD	Cumulative Sum of Billable Burden cost from start of the Project to the reporting time period selected. This metric is available in Project Ledger Currency, Project Currency and Analytic Currency only.

Metric	Metric Definition
Billable Cost - ITD	Cumulative Sum of Billable Burdened cost from start of the Project to the reporting time period selected. This metric is available in Project Ledger Currency, Project Currency and Analytic Currency only.
Non-Billable Raw Cost - ITD	Cumulative Sum of Non-Billable Raw cost from start of the Project to the reporting time period selected. This metric is available in Project Ledger Currency, Project Currency and Analytic Currency only.
Non-Billable Burden Cost - ITD	Cumulative Sum of Non-Billable Burden cost from start of the Project to the reporting time period selected. This metric is available in Project Ledger Currency, Project Currency and Analytic Currency only.
Non-Billable Cost - ITD	Cumulative Sum of Non-Billable Burdened cost from start of the Project to the reporting time period selected. This metric is available in Project Ledger Currency, Project Currency and Analytic Currency only.
Capitalizable Raw Cost - ITD	Cumulative Sum of Capitalizable Raw cost from start of the Project to the reporting time period selected
Capitalizable Burden Cost - ITD	Cumulative Sum of Capitalizable Burden cost from start of the Project to the reporting time period selected. This metric is available in Project Ledger Currency, Project Currency and Analytic Currency only.
Capitalizable Cost - ITD	Cumulative Sum of Capitalizable Burdened cost from start of the Project to the reporting time period selected. This metric is available in Project Ledger Currency, Project Currency and Analytic Currency only.
Non-Capitalizable Raw Cost - ITD	Cumulative Sum of Non-Capitalizable Raw cost from start of the Project to the reporting time period selected. This metric is available in Project Ledger Currency, Project Currency and Analytic Currency only.
Non-Capitalizable Burden Cost - ITD	Cumulative Sum of Non-Capitalizable Burden cost from start of the Project to the reporting time period selected. This metric is available in Project Ledger Currency, Project Currency and Analytic Currency only.
Non-Capitalizable Cost - ITD	Cumulative Sum of Non-Capitalizable Burdened cost from start of the Project to the reporting time period selected. This metric is available in Project Ledger Currency, Project Currency and Analytic Currency only.
Billable and Capitalizable Raw Cost - ITD	Cumulative Sum of Billable and Capitalizable Raw cost from start of the Project to the reporting time period selected. This metric is available in Project Ledger Currency, Project Currency and Analytic Currency only.
Billable and Capitalizable Burden Cost - ITD	Cumulative Sum of Billable and Capitalizable Burden cost from start of the Project to the reporting time period selected. This metric is available in Project Ledger Currency, Project Currency and Analytic Currency only.
Billable and Capitalizable Cost - ITD	Cumulative Sum of Billable and Capitalizable Burdened cost from start of the Project to the reporting time period selected. This metric is available in Project Ledger Currency, Project Currency and Analytic Currency only.

Metric	Metric Definition
Labor Cost - ITD	Cumulative sum of Labor Cost is calculated as Burdened Cost that is associated with Resource Class 'PEOPLE' from start of the Project to the reporting time period selected. This metric is available in Project Ledger Currency, Project Currency and Analytic Currency only.
Equipment Cost - ITD	Cumulative sum of Equipment Cost is calculated as Burdened Cost that is associated with Resource Class 'EQUIPMENT' from start of the Project to the reporting time period selected. This metric is available in Project Ledger Currency, Project Currency and Analytic Currency only.
Raw Cost - YTD	Year to date Raw Cost calculated using the Project/Receiver Fiscal Calendar. This metric is available in Project Ledger Currency, Project Currency and Analytic Currency only.
Burden Cost - YTD	Year to date Burden Cost calculated using the Project/Receiver Fiscal Calendar. This metric is available in Project Ledger Currency, Project Currency and Analytic Currency only.
Burdened Cost - YTD	Year to date Burdened Cost calculated using the Project/Receiver Fiscal Calendar. This metric is available in Project Ledger Currency, Project Currency and Analytic Currency only.
Billable Raw Cost - YTD	Year to Date Billable Raw Cost calculated using the Project/Receiver Fiscal Calendar. This metric is available in Project Ledger Currency, Project Currency and Analytic Currency only.
Billable Burden Cost - YTD	Year to Date Billable Burden Cost calculated using the Project/Receiver Fiscal Calendar. This metric is available in Project Ledger Currency, Project Currency and Analytic Currency only.
Billable Cost - YTD	Year to Date Billable Cost calculated using the Project/Receiver Fiscal Calendar. This metric is available in Project Ledger Currency, Project Currency and Analytic Currency only.
Non-Billable Raw Cost - YTD	Year to Date Non-Billable Raw Cost calculated using the Project/Receiver Fiscal Calendar. This metric is available in Project Ledger Currency, Project Currency and Analytic Currency only.
Non-Billable Burden Cost - YTD	Year to Date Non-Billable Burden Cost calculated using the Project/Receiver Fiscal Calendar. This metric is available in Project Ledger Currency, Project Currency and Analytic Currency only.
Non-Billable Cost - YTD	Year to Date Non-Billable Cost calculated using the Project/Receiver Fiscal Calendar. This metric is available in Project Ledger Currency, Project Currency and Analytic Currency only.
Capitalizable Raw Cost - YTD	Year to Date Capitalizable Raw Cost calculated using the Project/Receiver Fiscal Calendar. This metric is available in Project Ledger Currency, Project Currency and Analytic Currency only.

Metric	Metric Definition
Capitalizable Burden Cost - YTD	Year to Date Capitalizable Burden Cost calculated using the Project/Receiver Fiscal Calendar. This metric is available in Project Ledger Currency, Project Currency and Analytic Currency only.
Capitalizable Cost - YTD	Year to Date Capitalizable Cost calculated using the Project/Receiver Fiscal Calendar. This metric is available in Project Ledger Currency, Project Currency and Analytic Currency only.
Non-Capitalizable Raw Cost - YTD	Year to Date Non-Capitalizable Raw Cost calculated using the Project/Receiver Fiscal Calendar. This metric is available in Project Ledger Currency, Project Currency and Analytic Currency only.
Non-Capitalizable Burden Cost - YTD	Year to Date Non-Capitalizable Burden Cost calculated using the Project/Receiver Fiscal Calendar. This metric is available in Project Ledger Currency, Project Currency and Analytic Currency only.
Non-Capitalizable Cost - YTD	Year to Date Non-Capitalizable Cost calculated using the Project/Receiver Fiscal Calendar. This metric is available in Project Ledger Currency, Project Currency and Analytic Currency only.
Billable and Capitalizable Raw Cost - YTD	Year to Date Billable and Capitalizable Raw Cost calculated using the Project/Receiver Fiscal Calendar. This metric is available in Project Ledger Currency, Project Currency and Analytic Currency only.
Billable and Capitalizable Burden Cost - YTD	Year to Date Billable and Capitalizable Burden Cost calculated using the Project/Receiver Fiscal Calendar. This metric is available in Project Ledger Currency, Project Currency and Analytic Currency only.
Billable and Capitalizable Cost - YTD	Year to Date Billable and Capitalizable Burdened Cost calculated using the Project/Receiver Fiscal Calendar. This metric is available in Project Ledger Currency, Project Currency and Analytic Currency only.
Labor Cost - YTD	Year to Date Labor Cost is calculated as Burdened Cost that is associated with Resource Class 'PEOPLE'. This metric is available in Project Ledger Currency, Project Currency and Analytic Currency only.
Equipment Cost - YTD	Year to Date Equipment Cost is calculated as Burdened Cost that is associated with Resource Class 'EQUIPMENT'. This metric is available in Project Ledger Currency, Project Currency and Analytic Currency only.
Raw Cost - QTD	Quarter to Date Raw Cost calculated using the Project/Receiver Fiscal Calendar. This metric is available in Project Ledger Currency, Project Currency and Analytic Currency only.
Burden Cost - QTD	Quarter to Date Burden Cost calculated using the Project/Receiver Fiscal Calendar. This metric is available in Project Ledger Currency, Project Currency and Analytic Currency only.
Burdened Cost - QTD	Quarter to Date Burdened Cost calculated using the Project/Receiver Fiscal Calendar. This metric is available in Project Ledger Currency, Project Currency and Analytic Currency only.

Metric	Metric Definition
Billable Raw Cost - QTD	Quarter to Date Billable Raw Cost calculated using the Project/Receiver Fiscal Calendar. This metric is available in Project Ledger Currency, Project Currency and Analytic Currency only.
Billable Burden Cost - QTD	Quarter to Date Billable Burden Cost calculated using the Project/Receiver Fiscal Calendar. This metric is available in Project Ledger Currency, Project Currency and Analytic Currency only.
Billable Cost - QTD	Quarter to Date Billable Cost calculated using the Project/Receiver Fiscal Calendar. This metric is available in Project Ledger Currency, Project Currency and Analytic Currency only.
Non-Billable Raw Cost - QTD	Quarter to Date Non-Billable Raw Cost calculated using the Project/Receiver Fiscal Calendar. This metric is available in Project Ledger Currency, Project Currency and Analytic Currency only.
Non-Billable Burden Cost - QTD	Quarter to Date Non-Billable Burden Cost calculated using the Project/Receiver Fiscal Calendar. This metric is available in Project Ledger Currency, Project Currency and Analytic Currency only.
Non-Billable Cost - QTD	Quarter to Date Non-Billable Cost calculated using the Project/Receiver Fiscal Calendar. This metric is available in Project Ledger Currency, Project Currency and Analytic Currency only.
Capitalizable Raw Cost - QTD	Quarter to Date Capitalizable Raw Cost calculated using the Project/Receiver Fiscal Calendar. This metric is available in Project Ledger Currency, Project Currency and Analytic Currency only.
Capitalizable Burden Cost - QTD	Quarter to Date Capitalizable Burden Cost calculated using the Project/Receiver Fiscal Calendar. This metric is available in Project Ledger Currency, Project Currency and Analytic Currency only.
Capitalizable Cost - QTD	Quarter to Date Capitalizable Cost calculated using the Project/Receiver Fiscal Calendar. This metric is available in Project Ledger Currency, Project Currency and Analytic Currency only.
Non-Capitalizable Raw Cost - QTD	Quarter to Date Non-Capitalizable Raw Cost calculated using the Project/Receiver Fiscal Calendar. This metric is available in Project Ledger Currency, Project Currency and Analytic Currency only.
Non-Capitalizable Burden Cost - QTD	Quarter to Date Non-Capitalizable Burden Cost calculated using the Project/Receiver Fiscal Calendar. This metric is available in Project Ledger Currency, Project Currency and Analytic Currency only.
Non-Capitalizable Cost - QTD	Quarter to Date Non-Capitalizable Cost calculated using the Project/Receiver Fiscal Calendar. This metric is available in Project Ledger Currency, Project Currency and Analytic Currency only.
Billable and Capitalizable Raw Cost - QTD	Quarter to Date Billable and Capitalizable Raw Cost calculated using the Project/Receiver Fiscal Calendar. This metric is available in Project Ledger Currency, Project Currency and Analytic Currency only.

Metric	Metric Definition
Billable and Capitalizable Burden Cost - QTD	Quarter to Date Billable and Capitalizable Burden Cost calculated using the Project/Receiver Fiscal Calendar. This metric is available in Project Ledger Currency, Project Currency and Analytic Currency only.
Billable and Capitalizable Cost - QTD	Quarter to Date Billable and Capitalizable Burdened Cost calculated using the Project/Receiver Fiscal Calendar. This metric is available in Project Ledger Currency, Project Currency and Analytic Currency only.
Labor Cost - QTD	Quarter to Date Labor Cost is calculated as Burdened Cost that is associated with Resource Class 'PEOPLE'. This metric is available in Project Ledger Currency, Project Currency and Analytic Currency only.
Equipment Cost - QTD	Quarter to Date Equipment Cost is calculated as Burdened Cost that is associated with Resource Class 'EQUIPMENT'. This metric is available in Project Ledger Currency, Project Currency and Analytic Currency only.
Raw Cost - PTD	Period to Date Raw Cost calculated using the Project/Receiver Fiscal Calendar. This metric is available in Project Ledger Currency, Project Currency and Analytic Currency only.
Burden Cost - PTD	Period to Date Burden Cost calculated using the Project/Receiver Fiscal Calendar. This metric is available in Project Ledger Currency, Project Currency and Analytic Currency only.
Burdened Cost - PTD	Period to Date Burdened Cost calculated using the Project/Receiver Fiscal Calendar. This metric is available in Project Ledger Currency, Project Currency and Analytic Currency only.
Billable Raw Cost - PTD	Period to Date Billable Raw Cost calculated using the Project/Receiver Fiscal Calendar. This metric is available in Project Ledger Currency, Project Currency and Analytic Currency only.
Billable Burden Cost - PTD	Period to Date Billable Burden Cost calculated using the Project/Receiver Fiscal Calendar. This metric is available in Project Ledger Currency, Project Currency and Analytic Currency only.
Billable Cost - PTD	Period to Date Billable Cost calculated using the Project/Receiver Fiscal Calendar. This metric is available in Project Ledger Currency, Project Currency and Analytic Currency only.
Non-Billable Raw Cost - PTD	Period to Date Non-Billable Raw Cost calculated using the Project/Receiver Fiscal Calendar. This metric is available in Project Ledger Currency, Project Currency and Analytic Currency only.
Non-Billable Burden Cost - PTD	Period to Date Non-Billable Burden Cost calculated using the Project/Receiver Fiscal Calendar. This metric is available in Project Ledger Currency, Project Currency and Analytic Currency only.
Non-Billable Cost - PTD	Period to Date Non-Billable Cost calculated using the Project/Receiver Fiscal Calendar. This metric is available in Project Ledger Currency, Project Currency and Analytic Currency only.

Metric	Metric Definition
Capitalizable Raw Cost - PTD	Period to Date Capitalizable Raw Cost calculated using the Project/Receiver Fiscal Calendar. This metric is available in Project Ledger Currency, Project Currency and Analytic Currency only.
Capitalizable Burden Cost - PTD	Period to Date Capitalizable Burden Cost calculated using the Project/Receiver Fiscal Calendar. This metric is available in Project Ledger Currency, Project Currency and Analytic Currency only.
Capitalizable Cost - PTD	Period to Date Capitalizable Cost calculated using the Project/Receiver Fiscal Calendar. This metric is available in Project Ledger Currency, Project Currency and Analytic Currency only.
Non-Capitalizable Raw Cost - PTD	Period to Date Non-Capitalizable Raw Cost calculated using the Project/Receiver Fiscal Calendar. This metric is available in Project Ledger Currency, Project Currency and Analytic Currency only.
Non-Capitalizable Burden Cost - PTD	Period to Date Non-Capitalizable Burden Cost calculated using the Project/Receiver Fiscal Calendar. This metric is available in Project Ledger Currency, Project Currency and Analytic Currency only.
Non-Capitalizable Cost - PTD	Period to Date Non-Capitalizable Cost calculated using the Project/Receiver Fiscal Calendar. This metric is available in Project Ledger Currency, Project Currency and Analytic Currency only.
Billable and Capitalizable Raw Cost - PTD	Period to Date Billable and Capitalizable Raw Cost calculated using the Project/Receiver Fiscal Calendar. This metric is available in Project Ledger Currency, Project Currency and Analytic Currency only.
Billable and Capitalizable Burden Cost - PTD	Period to Date Billable and Capitalizable Burden Cost calculated using the Project/Receiver Fiscal Calendar. This metric is available in Project Ledger Currency, Project Currency and Analytic Currency only.
Billable and Capitalizable Cost - PTD	Period to Date Billable and Capitalizable Burdened Cost calculated using the Project/Receiver Fiscal Calendar. This metric is available in Project Ledger Currency, Project Currency and Analytic Currency only.
Labor Cost - PTD	Period to Date Labor Cost is calculated as Burdened Cost that is associated with Resource Class 'PEOPLE'. This metric is available in Project Ledger Currency, Project Currency and Analytic Currency only.
Equipment Cost - PTD	Period to Date Equipment Cost is calculated as Burdened Cost that is associated with Resource Class 'EQUIPMENT'. This metric is available in Project Ledger Currency, Project Currency and Analytic Currency only.
Projects Count	Distinct Count of Projects with Cost Distribution Lines
Tasks Count	Distinct Count of Tasks with Cost Distribution Lines
Quantity	Number of units related to an expenditure item
Labor Effort	Number of Labor units related to an expenditure item
Equipment Effort	Number of units of Equipment used
Labor Effort - ITD	Cumulative sum of Labor units from start of the project to the reporting time period selected
Equipment Effort - ITD	Cumulative sum of units of Equipment used from start of the project to the reporting time period selected

Metric	Metric Definition
Labor Effort - YTD	Year to Date Number of Labor units related to an expenditure item
Equipment Effort - YTD	Year to Date Number of units of Equipment used
Labor Effort - QTD	Quarter to Date Number of Labor units related to an expenditure item
Equipment Effort - QTD	Quarter to Date Number of units of Equipment used
Labor Effort - PTD	Period to Date Number of Labor units related to an expenditure item
Equipment Effort - PTD	Period to Date Number of units of Equipment used
Unaccounted CDL Count	Count of Cost Distribution Lines that are not accounted

PPM - Project Commitments

These metrics will be used in the Analytics Currency (AC), Document Currency (DC), Project Currency (PC), Project Ledger Currency (PLC) and Ledger Currency (LC) fact folder in Subject Area. Analytics Currency and Exchange Rate Type are configured during product implementation. Exchange Rate date basis uses Ledger Currency Conversion Rate Date if this date is populated and if not available uses expenditure item date to convert to analytics currency. Metrics in these folders show amounts in their respective currencies.

Metrics

Metric	Metric Definition
Committed Raw Cost	Shows the Raw Cost of the Commitment transaction.
Committed Burden Cost	Shows the Burden Cost of the Commitment transaction.
Committed Burdened Cost	Shows the Burdened Cost of the Commitment transaction.
Requisition Committed Raw Cost	Shows the Purchase Requisition Raw Cost.
Requisition Committed Burdened Cost	Shows the Purchase Requisition Burdened Cost.
Purchase Order Committed Raw Cost	Shows the Purchase Order Raw Cost.
Purchase Order Committed Burdened Cost	Shows the Purchase Order Burdened Cost.
Supplier Invoice Committed Raw Cost	Shows the Supplier Invoice Raw Cost.
Supplier Invoice Committed Burdened Cost	Shows the Supplier Invoice Burdened Cost.
Transfer Order Committed Raw Cost	Shows the Transfer Order Raw Cost.
Transfer Order Committed Burdened Cost	Shows the Transfer Order Burdened Cost.
External Committed Raw Cost	Shows the Raw cost of External Commitment transactions.
External Committed Burdened Cost	Shows the Burdened cost of External Commitment transactions.
Ordered Amount	Shows the Ordered amount from the Commitment transaction. This metric is available only in Document Currency.
Original Ordered Amount	Shows the Original Ordered amount from the Commitment transaction. This metric is available only in Document Currency.
Delivered Amount	Shows the Delivered amount from the Commitment transaction. This metric is available only in Document Currency.

Metric	Metric Definition
Canceled Amount	Shows the Canceled amount from the Commitment transaction. This metric is available only in Document Currency.
Outstanding Delivery Amount	Shows the Outstanding Delivery amount from the Commitment transaction. This metric is available only in Document Currency.
Invoiced Amount	Shows the Invoiced amount from the Commitment transaction. This metric is available only in Document Currency.
Outstanding Invoice Amount	Shows the Outstanding Invoice amount from the Commitment transaction. This metric is available only in Document Currency.
Overbilled Amount	Shows the Overbilled amount from the Commitment transaction. This metric is available only in Document Currency.
Quantity	Total number of units committed.
Ordered Quantity	Total number of units ordered in the commitment transaction.
Original Ordered Quantity	Total number of units originally ordered in the commitment transaction.
Delivered Quantity	Total number of units delivered in the commitment transaction.
Canceled Quantity	Total number of units canceled in the commitment transaction.
Outstanding Delivery Quantity	Total number of units to be delivered in the commitment transaction.
Invoiced Quantity	Total number of units invoiced in the commitment transaction.
Outstanding Invoice Quantity	Total number of units yet to be invoiced in the commitment transaction.
Overbilled Quantity	Total number of units overbilled in the commitment transaction.

Descriptive Flexfield (DFF)

General Ledger

These descriptive flexfields are supported by General Ledger subject areas.

Subject Area Name	Descriptive Flexfield (DFF) Supported
Financials - GL Detail Transactions	Supports Journal Headers, Journal Lines, and Journal Batches Descriptive Flexfields.

Payables

These descriptive flexfields are supported by Payables subject areas.

Descriptive Flexfield (DFF)

Subject Area Name	Descriptive Flexfield (DFF) Supported
Financials - AP Invoices	Supports Suppliers, Supplier Sites, Invoice Headers, and Invoice Installments Descriptive Flexfields.
Financials - AP Aging	Supports Suppliers, Supplier Sites, Invoice Headers, and Invoice Installments Descriptive Flexfields.
Financials - AP Payments	Supports Suppliers, Supplier Sites, and Invoice Payments Descriptive Flexfields.
Financials - AP Liabilities	Supports Suppliers, Supplier Sites, and Invoice Headers Descriptive Flexfields.
Financials - AP Expenses	Supports Suppliers, Supplier Sites, Invoice Headers, Invoice Lines, and Invoice Distributions Descriptive Flexfields.
Financials - AP Holds	Supports Suppliers, Supplier Sites, Invoice Headers, Invoice Lines, Invoice Distributions, and Invoice Holds Descriptive Flexfields.

Receivables

These descriptive flexfields are supported by Receivables subject areas.

Descriptive Flexfield (DFF)

Subject Area Name	Descriptive Flexfield (DFF) Supported
Financials - AR Transactions	Supports Customer, Customer Account, Transactions Headers, and Transactions Schedules Descriptive Flexfields.
Financials - AR Receipts and Applications	Supports Customer, Customer Account, and Receipts Descriptive Flexfields.
Financials - AR Credit Memo Applications	Supports Customer and Customer Account Descriptive Flexfields.
Financials - AR Adjustments	Supports Customer and Customer Account Descriptive Flexfields.
Financials - AR Aging	Supports Customer, Customer Account, Transactions Headers, and Transactions Schedules Descriptive Flexfields.
Financials - AR Revenue	Supports Customer, Customer Account, Transactions Headers, Transactions Lines, and Transactions Distributions Descriptive Flexfields.

Assets

Subject Area Name	Descriptive Flexfield (DFF) Supported
Financials - Assets Transactions	Supports Asset Category, Asset Invoices, and Asset Retirement Descriptive Flexfields.

Purchasing

Subject Area Name	Descriptive Flexfield (DFF) Supported
Procurement - Spend	Supports Suppliers, Supplier Sites, Invoice Headers, Invoice Lines, and Invoice Distributions Descriptive Flexfields.
Procurement - Purchase Orders	Supports Suppliers and Supplier Sites Descriptive Flexfields.
Procurement - Receipts	Receipt Headers and Receipt Lines Descriptive Flexfields.
Procurement - Agreements	Supports Suppliers and Supplier Sites Descriptive Flexfields.
Procurement - Requisitions	Supports Suppliers and Supplier Sites, Requisition Headers, Requisition Lines, and Requisition Distributions

Projects

Subject Area Name	Descriptive Flexfield (DFF) Supported
PPM - Project Costs	Supports Project, Task Structure, Project Types, Expenditure Categories, Expenditure Types, Class Categories, Class Codes, Project Class Codes, Nonlabor Resource, Work Type, Project Expenditure Item, and Project Costing Details Descriptive Flexfields.
PPM - Project Commitments	Supports Project, Task Structure, Project Types, Expenditure Categories, Expenditure Types, Class Categories, Class Codes, Project Class Codes, Nonlabor Resource and Work Type Descriptive Flexfields.

Expenses

These descriptive flexfields are supported by Expenses subject areas.

Analyses Detail	Analyses Description	Related Subject Areas
Employee Expense Analysis for Department Heads/Managers	Analyze Employee Expense Trend for last 12 months, provides count of expense reports with policy violation by cost center and also expense amounts by manager for current quarter.	Financials - EXM Employee Expenses
Employee Expense Audit Analysis	Provides five quarter overview of Expense by Audit type and current quarter view by Receipt status and Source.	Financials - EXM Employee Expenses
Employee Expense Analysis by Type	Provides five quarter analysis of Expenses by Type and current quarter view of Expense by Cost center and Merchant.	Financials - EXM Employee Expenses

8

Prebuilt

Overview

This chapter provides information on all the prebuilt KPI's, decks, cards and analyses that are shipped as the standard offering along with the product.

Prebuilt Analyses

Overview

Prebuilt Analyses are the functional analysis defined using the data visualization functionality in Oracle Analytics Cloud (OAC) platform.

These analyses only use Analytic Currency metrics. The tables show the summary of predefined analysis available for each module.

General Ledger

Analyses Detail	Analyses Description	Related Subject Areas
Revenue Analysis	Focuses on the top line of the business or gross sales from operations. It uses the Revenue metric from the GL Profitability Subject Area.	Financials - GL Profitability
Operating Expense Analysis	Records the operating expenses incurred by the business in day-to-day operations. It helps finance executives optimize the overall Opex for improved profitability. It uses the Opex metric for the GL Profitability Subject Area.	Financials - GL Profitability
Cost of Revenue Analysis	Represents the direct costs of production of the goods or supply of services incurred by the business. It uses the Cost of Revenue metric from the GL Profitability Subject Area.	Financials - GL Profitability

Analyses Detail	Analyses Description	Related Subject Areas
Capex Analysis	Records the capital expenses that contribute value to the property, plant, and equipment (PPE) asset base of the business. It tracks the net addition to the PPE using period activity for the Fixed Asset Accounts tagged to the Capex metric. It uses the Capex metric from the GL Balance Sheet Subject Area.	Financials - GL Profitability
EBITDA Analysis	Records the net income or earnings of the business, before removing interest, taxes, depreciation, and amortization. It represents enterprise profitability without removing the financing and capital expenditure costs. It uses the EBITDA metric from the GL Profitability Subject Area.	Financials - GL Profitability
Receivables Analysis	Records the aggregate amount owed to the business by its customers, based on due amounts against underlying invoices. It constitutes the primary source of incoming cash flow for the business. It uses the Accounts Receivable metric from the GL Balance Sheet Subject Area.	Financials - GL Balance Sheet
Net Income Analysis	Records the final profit earned by the business after removing all the expenses and taxes from the gross income. It's used to calculate earnings per share. It uses the Net Income metric from GL Profitability Subject Area.	Financials - GL Profitability
Payables Analysis	Records the amounts owed by the business to its creditors or suppliers. It appears on the balance sheet under current liabilities. It uses the Accounts Payable metric from GL Balance Sheet Subject Area.	Financials - GL Balance Sheet
Cash Position Analysis	Records the amount of cash held by the business at a specific point in time. It determines financial strength and liquidity of the business. It uses the Total Cash metric from GL Balance Sheet Subject Area.	Financials - GL Balance Sheet
Gross Income Analysis	Represents the amount of profit generated from revenue after adjusting the cost of revenue. It's used to derive Gross Profit Margin which is the percentage of gross profit in comparison to sales. It uses the Gross Income metric from GL Profitability Subject Area.	Financials - GL Profitability

Analyses Detail	Analyses Description	Related Subject Areas
Payroll Cost Analysis	Analyzes payroll-related expenses incurred by the business. It includes salaries, payroll-related taxes, employers contribution towards facilities, employee benefits, welfare, social security, etc. It uses the Payroll Cost metric from GL Profitability Subject Area.	Financials - GL Profitability
Net Working Capital	Records the value of current assets available to the business to settle all of its short-term financial obligations. It uses the Net Working Capital metric from GL Balance Sheet Subject Area.	Financials - GL Balance Sheet
Asset Analysis	Focuses on the capital assets held by the business in the form of PPE, Intangible assets, and so on. It involves calculation of earnings potential, use, and useful life of fixed assets.	Financials - GL Balance Sheet
Balance Sheet Analysis	Involves analyzing the assets, liabilities, and equity of the business. It is conducted at regular intervals of time, for example, annually, quarterly or monthly.	Financials - GL Balance Sheet
Profitability Analysis	Gives insights into the profitability of the business at different stages. It helps understand the operational and financial costs that affect profitability. It involves analysis of Gross Profit, Operating Profit, EBITDA, EBIT, EBT, PAT, and margin % in the context of revenue.	Financials - GL Profitability
Profitability Dashboard	Provides executive insights into the income statement of the business. It uses key headline indicators and income expense summary.	Financials - GL Profitability
Balance Sheet Dashboard	Provides executive insights into the assets and liabilities of the business. It uses key headline indicators and underlying accounts summary.	Financials - GL Balance Sheet

Payables

Analyses Detail	Analyses Description	Related Subject Areas
AP Transactions Activity Analysis	Summarizes the analysis of AP transactions activity for both invoices and payments. It provides trend analysis by period.	Financials - AP Invoices, Financials - AP Payments
AP Open Invoices Analysis	Summarizes the analysis of Open AP Invoices by Aging, Due vs Overdue, and so on.	Financials - AP Aging

Analyses Detail	Analyses Description	Related Subject Areas
AP Balances Analysis	Summarizes the analysis of AP Balances by amounts due in upcoming months for the top 10 suppliers. It provides trend analysis by period.	Financials - AP Aging
AP Payments Analysis	Summarizes the analysis of AP Payments and on time payment statistics. It provides trend analysis by period.	Financials - AP Payments
AP Liabilities Analysis (LC)	Provides summary of GL Balances, Journal Activity and AP Liabilities Balance in Ledger Currency by Account and Period. Identify Open Invoices, Balances by Suppliers and view Trend analysis. User will need to have access to Financials -GL Balance Sheet and Financials - GL Detail Transactions subject areas in addition to Financials - AP Liabilities in order to use this analyses.	Financials - AP Liabilities
AP Aging Analysis (LC)	Provides summary of AP Aging by Suppliers, Monthly trend of Overdue Amounts and details by Aging buckets. This analysis is in Ledger Currency.	Financials - AP Aging

Receivables

Analyses Detail	Analyses Description	Related Subject Areas
AR Transactions Activity Analysis	Summarizes the AR transactions activity and provides trend analysis by period.	Financials - AR Transactions

Expenses

Analyses Detail	Analyses Description	Related Subject Areas
Employee Expense Analysis for Department Heads/Managers	Analyze Employee Expense Trend for last 12 months, provides count of expense reports with policy violation by cost center and also expense amounts by manager for current quarter.	Financials - EXM Employee Expenses
Employee Expense Audit Analysis	Provides five quarter overview of Expense by Audit type and current quarter view by Receipt status and Source.	Financials - EXM Employee Expenses
Employee Expense Analysis by Type	Provides five quarter analysis of Expenses by Type and current quarter view of Expense by Cost center and Merchant.	Financials - EXM Employee Expenses

Assets

Analyses Detail	Analyses Description	Related Subject Areas
Assets Activity Analysis	Summarizes the assets transactions activity, trend analysis and details by asset book and period.	Financials - Assets Analysis

Purchasing

Analyses Detail	Analyses Description	Related Subject Areas
Procurement Spend Overview	Provides an overview of Spend, Non-PO matched spend, and Non-agreement spend along with entities who are spending and are non-compliant.	Procurement - Spend
Procurement Spend Supplier Overview	Provides an overview of suppliers in terms of Key suppliers spend, Supplier Tail spend, and Suppliers Count.	Procurement - Spend
Procurement Spend Category Overview	Provides an overview of categories spend, counts, and other details.	Procurement - Spend
Procurement Department Efficiency Analysis	Provides insights on procurement department efficiency with metrics like approval counts, amendment counts and cycle time in days.	Procurement - Purchase Orders
Supplier Shipment Analysis	Provides insights on supplier shipments by early shipment, late shipment, ASN receipts and other details.	Procurement - Receipts
Purchase Agreement Analysis	Summarizes the analysis on purchase agreement for both contract purchase agreements and blanket purchase agreements. Provides insights on agreement trends, expiring agreement, cycle time and release amount range.	Procurement - Agreements
Procurement Performance Analysis	Summarizes the performance analysis from requisitions to receipts. Provides insights on past due, rejections, cancellations and over received quantity % by different dimensions.	Procurement - Purchase Orders, Procurement - Requisitions

Projects

Prebuilt Analyses

Analyses Detail	Analyses Description	Related Subject Areas
Project Cost Analysis	Provides Project Cost trend for last 12 months and helps analyze Costs and Billability by Project Organization, Project Type, Expenditure Organization and Expenditure Category. This analysis is in Project Ledger Currency	PPM - Project Costs
Project Cost Account Analysis	Provides summary and detailed view of project cost accounting distributions by GL Account and Distribution Accounting Fiscal Period. Also provides details on unaccounted cost distributions.	PPM - Project Costs
Cost Account Analysis by Project	Provides summary and detailed view of project cost accounting distributions by Project. Also provides details on unaccounted cost distributions.	PPM - Project Costs

Prebuilt KPIs

Overview

KPIs are measurements that define and track specific business goals and objectives that often roll up into larger organizational strategies that require monitoring, improvement, and evaluation. You can use KPIs as analyses in cards and decks so users understand the KPI performance while allowing users to drill into the details, bringing understanding to why a KPI value may be off the target. Use KPIs to automatically trigger alerts to specific users when KPI target values reach critical status levels.

Assets

KPI Name	KPI Description	Related Subject Areas
Assets Current Cost (LC)	Shows the current cost of assets.	Financials - Assets Analysis
Assets Net Book Value (LC)	Show the net book value of assets.	Financials - Assets Analysis
Assets Depreciation Reserve Ratio	Shows the ratio of Depreciation Reserve to the Current Cost of asset.	Financials - Assets Analysis
Assets Average Asset Life - Years	Indicates the average life of assets in years.	Financials - Assets Analysis
Assets Average Remaining Life - Years	Indicates the average remaining life of assets in years.	Financials - Assets Analysis
Assets Cost (LC)	Shows the cost of assets.	Financials - Assets Transactions

KPI Name	KPI Description	Related Subject Areas
Assets CIP Cost (LC)	Shows the cost for CIP assets.	Financials - Assets Transactions
Assets Depreciation Expense (LC)	Shows the amount of Depreciation charge incurred for the assets.	Financials - Assets Transactions
Assets Depreciation Reserve (LC)	Shows the amount of Accumulated Depreciation amount for the assets.	Financials - Assets Transactions
Assets Impairment Expense (LC)	Shows the amount of Impairment Expense incurred for the assets.	Financials - Assets Transactions
Assets Proceeds of Sale (LC)	Show the Sale Proceed amount for the assets.	Financials - Assets Transactions
Assets Revaluation Reserve (LC)	Show the Revaluation Reserve amount for the assets.	Financials - Assets Transactions

Expenses

KPI Name	KPI Description	Related Subject Areas
Employee Expense Report Amount	Shows the total amount of Employee Expense Reports in Invoiced, Paid and or Partially Paid status.	Financials - EXM Employee Expenses
Employee Expense Report Count	Shows the total number of Employee Expense Reports in Invoiced, Paid and or Partially Paid status.	Financials - EXM Employee Expenses
Employee Expense Manual Audit Percentage	Shows the percentage of Expense reports that were manually audited.	Financials - EXM Employee Expenses
Employee Expense Average Days Late	Shows the average days delayed to submit the employee expense report.	Financials - EXM Employee Expenses
Employee Expense Approval Cycle Time	Shows the time taken in days to approve an employee expense report after it is submitted.	Financials - EXM Employee Expenses
Employee Expense Reimbursement Cycle Time	Shows the number of days it takes to reimburse an employee expense report after it is submitted.	Financials - EXM Employee Expenses

General Ledger

KPI Name	KPI Description	Related Subject Areas
Gross Margin %	Indicates the gross profit expressed as a percentage of revenue.	Financials - GL Profitability
Inventory	Indicates the inventory on-hand balance for a given period and shows the trend over a period of time.	Financials - GL Balance Sheet
Net Working Capital	Calculates the assets currently available to meet short-term financial obligations from the net of total current assets and total current liabilities.	Financials - GL Balance Sheet
Days Inventory Outstanding	Indicates efficiency by measuring the average number of days the company holds inventory before selling it.	Financials - GL Balance Sheet

KPI Name	KPI Description	Related Subject Areas
Current Ratio	Indicates liquidity that is calculated by dividing the company's current assets by its current liabilities.	Financials - GL Balance Sheet
Inventory Turnover Ratio	Measures how often the company is able to sell off its entire inventory in a given year.	Financials - GL Balance Sheet, Financials - GL Profitability
Debt to Equity Ratio	Represents the capital structure of the company and is calculated as the proportion of debt to the owner's equity.	Financials - GL Balance Sheet
Quick Ratio	Measures the ability of the organization to quickly convert current assets to cash to meet short-term financial obligations.	Financials - GL Balance Sheet
Cash Conversion Cycle	Indicates the number of days the company takes to convert its resources into actual cash flows.	Financials - GL Balance Sheet
Days Cash in Hand	Indicates the number of days the organization can continue to pay its operating expenses with the amount of cash available.	Financials - GL Balance Sheet
Fixed Assets Turnover Ratio	Indicates the efficiency of the company by comparing the net revenue to the investments in fixed assets, that is, the net of accumulated depreciation.	Financials - GL Balance Sheet
EBITDA Margin %	Indicates the operating profitability of the company and is measured by dividing the earnings before interest, taxes, depreciation, and amortization (EBITDA) by total revenue.	Financials - GL Profitability
AP Turnover (GL)	Indicates the efficiency of the company and is calculated by dividing net credit sales by the average accounts receivable for the period.	Financials - GL Profitability
Net Income	Indicates the final profit amount for the company after removing all the expenses from the revenue.	Financials - GL Profitability
AP Turnover Rate	Indicates liquidity by determining the company's ability to pay off its accounts payable by comparing net credit purchases to the account payables.	Financials - GL Profitability
Cost of Revenue to Revenue %	Measures profitability by calculating the portion of revenue that is used to pay off all the costs directly associated to the revenue being generated.	Financials - GL Profitability
Return on Equity	Measures profitability by comparing the company's profit to the total amount of shareholder equity reported on the balance sheet.	Financials - GL Profitability

KPI Name	KPI Description	Related Subject Areas
Return on Assets	Determines how profitable the company is relative to its total assets.	Financials - GL Profitability
Total Assets	Indicates the aggregate value of all the assets owned by the company which includes current and noncurrent assets.	Financials - GL Balance Sheet
Total Liabilities	Indicates the aggregate value of all the liabilities owned by the company, including the shareholders' fund, current liabilities, and long term liabilities.	Financials - GL Balance Sheet
Revenue	Analyzes the top line of business from operations over a period of time on various parameters supported by General Ledger chart of accounts.	Financials - GL Profitability
Operating Expense Ratio (OER)	Measures operational efficiency of the company by comparing the operating expenses to the operating revenue.	Financials - GL Profitability
Opex	Analyzes the various expenses a company needs to pay to operate over a period of time.	Financials - GL Profitability
Receivables	Shows the current receivables outstanding amount and the trend over a period of time.	Financials - GL Balance Sheet
Payables	Indicates current liabilities to suppliers and other creditors and shows the trend over a period of time.	Financials - GL Balance Sheet
Capex	Indicates the amount of money a company spends towards capital assets for operating capacity expansion.	Financials - GL Balance Sheet
Total Cash	Indicates current cash position of the organization and shows the trend over a period of time.	Financials - GL Balance Sheet
Gross Income	Shows the gross profitability derived from revenue, cost of goods sold, and the trend over a period of time.	Financials - GL Profitability
EBITDA	Indicates operating performance of the company before adjusting non-cash expenses for depreciation and amortization.	Financials - GL Profitability
Cost Of Revenue	Indicates the direct cost of elements that attribute to revenue.	Financials - GL Profitability
Days Sales Outstanding	Displays the days sales outstanding for the organization and shows the trend over a period of time.	Financials - GL Balance Sheet
Days Payables Outstanding (GL)	Indicates the average number of days an organization takes to pay its dues and invoices to its suppliers or vendors.	Financials - GL Balance Sheet

KPI Name	KPI Description	Related Subject Areas
Net Income Margin	Indicates the net income of the business expressed as a percentage of revenue.	Financials - GL Profitability
Payroll Cost	Shows the total payroll cost for the organization.	Financials - GL Profitability
R&D Expenses	Shows the activities amount in a period range for other R&D expenses and R&D payroll.	Financials - GL Profitability
Sales & Marketing Expenses	Shows the activities amount in a period range for Marketing payroll, Sales payroll, other expenses, freight, other sales expenses, and travel and entertainment expenses.	Financials - GL Profitability
Operating Profit	Shows the value by subtracting cost of revenue and total operating expenses from revenue.	Financials - GL Profitability
Operating Margin %	Indicates the operating margin percentage expressed as a percentage of operating profit by revenue.	Financials - GL Profitability
Depreciation Expenses	Shows the activities amount for a period range for depreciation expenses.	Financials - GL Profitability
Interest Expense	Shows the activities amount for a period range for interest expense.	Financials - GL Profitability
Income Tax Expense	Shows the activities amount for a period range for income tax expense	Financials - GL Profitability
Current Assets	Indicates the sum of cash, inventories, prepaid expenses, other current assets, accounts receivable and deferred cost of goods sold.	Financials - GL Balance Sheet
Current Liabilities	Indicates the sum of accrued liabilities, short term borrowing, other current liabilities, accounts payable, deferred revenue and tax liabilities.	Financials - GL Balance Sheet
Retained Earnings	Shows the balance amount for a period range for retained earnings.	Financials - GL Balance Sheet
Total Shareholders Funds	Indicates the sum of preferred stock, common stock, retained earnings and other equity.	Financials - GL Balance Sheet

Payables

KPI Name	KPI Description	Related Subject Areas
AP Invoices Processed	Shows the amount of AP Invoices processed for the period.	Financials - AP Invoices
AP Outstanding	Shows the amount of AP balances that are outstanding for the period.	Financials - AP Aging
AP Overdue	Shows the amount of AP balances overdue for the period.	Financials - AP Aging

KPI Name	KPI Description	Related Subject Areas
AP Due in 30 Days	Shows the amount of AP invoices due for payment in next 30 days, including the overdue amount.	Financials - AP Aging
AP Payments Processed	Shows the amount of AP payments processed for the period.	Financials - AP Payments
AP Average Supplier Payment Days	Shows the average number of days taken to pay the supplier invoices.	Financials - AP Payments
On Time Payment Performance	Shows the percentage of invoices paid within due date.	Financials - AP Payments
AP Transactions Processed	Shows the invoice amount including the Credit Memo and Debit Memo invoice type.	Financials - AP Invoices
AP Transactions Count	Shows the invoices count including the Credit Memo and Debit Memo invoice type.	Financials - AP Invoices
AP Activity Amount	Shows the activities amount of the specified accounts that can be aggregated by Business Unit, Supplier, Supplier Site, and Time.	Financials - AP Aging, Financials - AP Invoices
AP Days Payables Outstanding	Indicates the average number of days an organization takes to pay its dues and invoices to its suppliers or vendors.	Financials - AP Aging, Financials - AP Invoices
AP Turnover	Shows the ratio that evaluates how fast a company pays off its suppliers.	Financials - AP Aging
AP Aging By Invoice Date	Shows the aging amount for the open invoices based on Invoice open date grouped by selected aging period.	Financials - AP Aging, Financials - AP Invoices
AP Aging By Schedule Date	Shows the aging amount for the open invoices based on Schedule date grouped by selected aging period.	Financials - AP Aging, Financials - AP Invoices
AP Discount Offered	Shows the discount offered amount excluding the Credit Memo and Debit Memo invoice type.	Financials - AP Invoices
AP Discount Offered %	This KPI is computed as follows: (Discount Offered Amount / Invoices Amount) * 100.	Financials - AP Invoices
AP Avg Days Outstanding	This KPI is computed as follows: Total number of days invoice outstanding / Total outstanding Invoices Count. This is based on Invoice date.	Financials - AP Aging, Financials - AP Invoices
AP Current Due	Shows the invoices amount which are yet to cross the schedule due date.	Financials - AP Aging, Financials - AP Invoices
AP Current Invoices Count	Shows the invoices count which are yet to cross the schedule due date. The grain for this is invoice payment schedule.	Financials - AP Aging, Financials - AP Invoices

KPI Name	KPI Description	Related Subject Areas
AP Avg Days Current	This KPI is computed as follows: Total number of days before due date / Current Invoices Count. This is based on schedule date.	Financials - AP Aging, Financials - AP Invoices
AP Current Due to Total Outstanding %	This KPI is computed as follows: (Current Amount / Total Outstanding Amount) * 100.	Financials - AP Aging, Financials - AP Invoices
AP Overdue Invoices Count	Shows the invoices count which has crossed the schedule due date. The grain for this is invoice payment schedule.	Financials - AP Aging, Financials - AP Invoices
AP Avg Days Overdue	This KPI is computed as follows: Total number of days invoice overdue / Overdue Invoices Count. This is based on schedule date.	Financials - AP Aging, Financials - AP Invoices
AP Overdue to Total Outstanding %	This KPI is computed as follows: (Overdue Amount / Total Outstanding Amount) * 100.	Financials - AP Aging, Financials - AP Invoices
AP Average Payment	This KPI is computed as follows: (Payments Amount / Payments Count) * 100. And grain is payments or check number.	Financials - AP Payments
AP Payments Count	Shows the payments count and grain is payments or check number.	Financials - AP Payments
AP Overdue Payments	Shows the amount of payment transactions where the payment date exceeds the scheduled payment date and the payment schedule status is fully paid or partly paid. Excludes cancelled payments and considers all invoice types.	Financials - AP Payments
AP Overdue Payments Count	Shows the count of payment transactions where the payment date exceeds the scheduled payment date and the payment schedule status is fully paid or partly paid. Excludes cancelled payments and considers all invoice types.	Financials - AP Payments
AP On Time Payments	Shows the amount of payment transactions where the payment date is lesser than or equal to the scheduled payment date and payment schedule is fully paid. Excludes cancelled payments and considers all invoice types.	Financials - AP Payments
AP On Time Payments Count	Shows the count of payment transactions where payment date is lesser than or equal to scheduled payment date and payment schedule is fully paid. Excludes cancelled payments and considers all invoice types.	Financials - AP Payments
AP Weighted Avg Supplier Payment Days	This KPI is computed as follows: Total Payment Days times Payment Amount / Total Payment Amount.	Financials - AP Payments

KPI Name	KPI Description	Related Subject Areas
AP Interest Penalties Paid	Shows the payment amount for invoices with the Interest invoice type.	Financials - AP Payments
AP Discount Taken	Shows the discount amount taken for the invoice payments.	Financials - AP Payments
AP Discount Taken %	This KPI is computed as follows: (Discount Taken Amount / Invoices Amount) * 100. This metric will provide correct value only when used with common or pillar specific dimensions.	Financials - AP Payments
AP Discount Lost	Shows the discount amount lost for the invoice payments.	Financials - AP Payments
AP Discount Lost %	This KPI is computed as follows: (Discount Lost Amount / Invoices Amount) * 100.	Financials - AP Payments
AP Discount Remaining	This KPI is computed as follows: Discount Offered Amount - Discount Taken Amount - Discount Lost Amount.	Financials - AP Payments
AP Expense Amount	Shows the invoice expense distribution amount for AP Invoices and considers all invoice types. Excludes cancelled distributions.	Financials - AP Expenses, Financials - AP Invoices
AP Total Holds Count	Shows the total number of holds applied on invoice headers and lines. This metrics considers only active holds which are without release details.	Financials - AP Holds
AP Average Days on Hold	This KPI is computed as follows: (Sum (Release Date - Hold Date) / Total number of holds applied on invoice headers and lines considering active and release holds). The active holds are without release details and use the system date if the release date is not available.	Financials - AP Holds
AP Payment to Invoice Amount %	This KPI is computed as follows: (Payments Amount / Invoices Amount) * 100.	Financials - AP Payments
AP % Interest Penalties Paid	This KPI is computed as follows: (Interest Penalties Paid / Payment amount) * 100.	Financials - AP Payments
AP Liability Amount	Shows the invoice amount by Liability account.	Financials - AP Liability
AP Invoices on Hold	Shows the invoice amount and considers all invoice types that have either Header Level Hold, Line Level Hold, or a combination. This KPI considers only active holds that don't have release details.	Financials - AP Holds

KPI Name	KPI Description	Related Subject Areas
AP Invoices on Hold Count	Shows the invoice count and considers all invoice types that have either Header Level Hold, Line Level Hold, or a combination. This KPI considers only active holds that don't have release details.	Financials - AP Holds
AP Invoice Lines on Hold	Shows the invoice line amount which has line level hold and considers all invoice types. This KPI considers only active holds which don't have release details.	Financials - AP Holds
AP Hold Release Amount	Shows the invoice amount and considers all invoice types that have either header level hold, line level hold, or a combination. This KPI considers only active holds that are released.	Financials - AP Holds
AP Header Hold Release Amount	Shows the invoice amount and considers all invoice types that have Header Level Hold. This KPI considers active holds that are released.	Financials - AP Holds
AP Lines Hold Release Amount	Shows the invoice line amount which had line level hold and considers all invoice types. This KPI considers active holds that are released.	Financials - AP Holds
AP Header Holds count	Shows the header hold count which has header level hold and considers all invoice types. This KPI considers only active holds which don't have release details.	Financials - AP Holds
AP Line Holds count	Shows the line hold count which has line level hold and considers all invoice types. This KPI considers only active holds which don't have release details.	Financials - AP Holds

Receivables

KPI Name	KPI Description	Related Subject Areas
AR Invoices Processed	Shows the amount of AR Invoices processed during the period.	Financials - AR Transactions
AR Transactions Processed	Shows the sum of invoice amount, Debit Memos Amount and Credit Memos Amount.	Financials - AR Transactions
AR Transactions Count	Shows the distinct count of invoice numbers.	Financials - AR Transactions
AR Receipts	Shows the receipts amount from the customers.	Financials - AR Receipts and Applications
AR Receipts Count	Shows the distinct count of receipts numbers.	Financials - AR Receipts and Applications

KPI Name	KPI Description	Related Subject Areas
AR Unplied Receipts	Shows receipt amount from the customers that are unapplied against outstanding invoices.	Financials - AR Receipts and Applications
AR Outstanding	Shows the outstanding invoice amount which includes current and overdue invoices.	Financials - AR Aging
AR Avg Days Outstanding	This KPI is computed as follows: Total number of days invoice outstanding / Total outstanding Invoices Count. This is based on Invoice date.	Financials - AR Aging
AR Current Due	Shows the invoices amount which are yet to cross the schedule due date.	Financials - AR Aging
AR Overdue	Shows the invoices amount which has crossed the schedule due date.	Financials - AR Aging
AR Avg Days Overdue	This KPI is computed as follows: Total number of days invoice overdue / Overdue Invoices Count. This is based on schedule date.	Financials - AR Aging
AR Revenue Amount	Shows the revenue distribution amount that is recognized.	Financials - AR Revenue
AR Unidentified Amount	Shows the unidentified receipts transaction amount.	Financials - AR Receipts and Applications
AR Average Invoices Amount	This metric is computed as follows: Invoices Amount / Invoices Count.	Financials - AR Transactions
AR Debit Memos Amount	Shows the invoice amount for the Debit Memo transaction class.	Financials - AR Transactions
AR Credit Memos Amount	Shows the invoice amount for the Credit Memo transaction class.	Financials - AR Transactions
AR Average Receipts Amount	This metric is computed as follows: Receipts Amount / Receipts Count.	Financials - AR Receipts and Applications
Receipts Applications Amount	Shows the receipt amount from the customers applied against outstanding invoices.	Financials - AR Receipts and Applications
On Account Amount	Shows the receipt amount applied to On-Account activity when customer is found.	Financials - AR Receipts and Applications
AR Revenue Amount	Shows the recognized revenue distribution amount.	Financials - AR Revenue
AR Distribution Amount	Shows the distribution amount.	Financials - AR Revenue
Unearned Revenue Amount	Shows the unearned revenue distribution amount that is yet to be recognized.	Financials - AR Revenue
AR Freight Amount	Shows the freight distribution amount.	Financials - AR Revenue
AR Tax Amount	Shows the tax distribution amount.	Financials - AR Revenue
Long Term Deferred Revenue	Shows the Deferred or Unearned Revenue distribution amount that will be recognized after 365 days from the current system date.	Financials - AR Revenue

KPI Name	KPI Description	Related Subject Areas
Short Term Deferred Revenue	Shows the Deferred or Unearned Revenue distribution amount that will be recognized within 365 days from the current system date.	Financials - AR Revenue
AR Activity Amount	Shows the activities amount of the specified accounts which can be aggregated by Business Unit, Customer, Customer Account, and Time.	Financials - AR Aging
AR Aging By Invoice Date	Shows the aging amount for the open invoices based on Invoice open date grouped by selected aging period.	Financials - AR Aging
AR Aging By Schedule Date	Shows the aging amount for the open invoices based on Schedule date grouped by selected aging period.	Financials - AR Aging
AR Total Outstanding Invoices Count	Shows the count of outstanding invoices.	Financials - AR Aging
AR Current Invoices Count	Shows the invoices count which are yet to cross the schedule due date.	Financials - AR Aging
AR Avg Invoice Days Current	This metric is computed as follows: Total number of days before due date / Current Invoices Count. This is based on schedule date.	Financials - AR Aging
AR Current Due to Total Outstanding %	This metric is computed as follows: (Current Amount / Total Outstanding Amount) * 100.	Financials - AR Aging
AR Current Count to Total Outstanding %	This metric is computed as follows: (Current Invoices Count / Total Outstanding Invoices Count) * 100.	Financials - AR Aging
AR Overdue Invoices Count	Shows the invoices count which has crossed the schedule due date.	Financials - AR Aging
AR Overdue to Total Outstanding %	This metric is computed as follows: (Overdue Amount / Total Outstanding Amount) * 100.	Financials - AR Aging
AR Overdue Count to Total Outstanding %	This metric is computed as follows: (Overdue Invoices Count / Total Outstanding Invoices Count) * 100.	Financials - AR Aging
AR Credit Memo Applications Amount	Shows the credit memo applications amount. This considers Credit Memo with Application Status as Applied, and Credit Memo Reversals with Application Status as Activity.	Financials - AR Credit Memo Applications
AR Credit Memo Applications Count	Shows the credit memo applications count. This considers Credit Memo with Application Status as Applied, and Credit Memo Reversals with Application Status as Activity.	Financials - AR Credit Memo Applications
AR Adjustments	Shows the adjustments amount that is adjusted to the invoices, debit memos, chargebacks, onaccount credits, deposits, and guarantees.	Financials - AR Adjustments

KPI Name	KPI Description	Related Subject Areas
AR Adjustments Count	Shows the adjustments count that is adjusted to the invoices, debit memos, chargebacks, onaccount credits, deposits, and guarantees.	Financials - AR Adjustments

Procurement

KPI Name	KPI Description	Related Subject Areas
Spend	Shows the Spend amount during a period.	Procurement - Spend
Addressable Spend	Shows the Addressable amount during a period.	Procurement - Spend
PO Matched Spend	Shows PO Matched amount during a period.	Procurement - Spend
Agreement Spend	Shows Agreement Spend amount during a period.	Procurement - Spend
Non Agreement Spend	Shows Non Agreement Spend amount during a period.	Procurement - Spend
Negotiated Spend	Shows Negotiated Spend amount during a period.	Procurement - Spend
Non Negotiated Spend	Shows Non Negotiated Spend amount during a period.	Procurement - Spend
Agreement Leakage Spend	Shows Agreement Leakage Spend amount during a period.	Procurement - Spend
Suppliers Count	Distinct Count of Suppliers on Invoices.	Procurement - Spend
Buyer Count	Distinct Count of Buyers on Purchase Orders.	Procurement - Spend
Others Non Agreement Spend	Others Non Agreement Spend amount during a period.	Procurement - Spend
Average Spend Per Invoice	Average Spend per Invoice amount during a period.	Procurement - Spend
Electronic Invoices Count	Invoices Count where Invoices aren't created manually.	Procurement - Spend
Invoices Count	Invoices Count during a period.	Procurement - Spend
Manual Invoices Count	Invoices Count where Invoices are created manually.	Procurement - Spend
Purchase Orders Count	Purchase Order Count during a period.	Procurement - Spend
PO Matched Invoices Count	Invoices Count with Purchase Order reference.	Procurement - Spend
PO Matched Spend %	Shows PO Matched Spend % during a period.	Procurement - Spend
Agreement Spend %	Shows Agreement Spend by PO Matched Spend % during a period.	Procurement - Spend
Negotiated Spend %	Shows Negotiated Spend by PO Matched Spend % during a period.	Procurement - Spend
PO Ordered Quantity	This metric is calculated as sum of quantity net of cancelled quantity at distribution level.	Procurement - Purchase Orders

KPI Name	KPI Description	Related Subject Areas
PO Cancelled Quantity	This metric is calculated as sum of cancelled quantity at distribution level.	Procurement - Purchase Orders
PO Consignment Quantity	This metric is calculated as sum of consigned quantity at distribution level.	Procurement - Purchase Orders
PO Billed Quantity	This metric is calculated as sum of billed quantity at distribution level.	Procurement - Purchase Orders
PO Delivered Quantity	This metric is calculated as sum of delivered quantity at distribution level.	Procurement - Purchase Orders
PO Received Quantity	This metric is calculated as sum of received quantity at schedule level.	Procurement - Purchase Orders
PO Shipped Quantity	This metric is calculated as sum of shipped quantity at schedule level.	Procurement - Purchase Orders
PO Accepted Quantity	This metric is calculated as sum of accepted quantity at schedule level.	Procurement - Purchase Orders
PO Rejected Quantity	This metric is calculated as sum of rejected quantity at schedule level.	Procurement - Purchase Orders
PO Over Receipt Quantity	This metric shows quantity that is received more than purchase order quantity.	Procurement - Purchase Orders
Purchase Order Count	Count of distinct purchase order headers.	Procurement - Purchase Orders
PO Amendments Count	This metric is calculated as average amendments done for a purchase order.	Procurement - Purchase Orders
PO Internal Amendments Count	This metric is calculated as average number of internal amendments for a purchase order.	Procurement - Purchase Orders
PO Supplier Amendments Count	This metric is calculated as average number of supplier initiated amendments for a purchase order.	Procurement - Purchase Orders
PO Pre Processing Lead Time	This metric is calculated as average difference between purchase order approval date and purchase order creation date for version zero.	Procurement - Purchase Orders
Approvers Count	This metric is calculated as average number of approvers in a purchase order.	Procurement - Purchase Orders
PR to PO Cycle Time	This metric is calculated as average difference between purchase order creation date and requisition line approval date.	Procurement - Purchase Orders
PO Open Cycle Time	This metric is calculated as average difference between purchase order implement date for version zero and purchase order creation date.	Procurement - Purchase Orders
PO Close Cycle Time	This metric is calculated as average difference between purchase order close date and purchase order creation date.	Procurement - Purchase Orders

KPI Name	KPI Description	Related Subject Areas
Negotiation to PO Cycle Time	This metric is calculated as average difference between purchase order approval date for version zero and negotiation line creation date for purchase orders created from negotiations.	Procurement - Purchase Orders
Requisition Based PO %	This metric is calculated as count of distribution with requisition references divided by count of total distributions.	Procurement - Purchase Orders
PO Buyers Count	Count of distinct buyers.	Procurement - Purchase Orders
PO Payment Terms Count	Count of distinct payment terms.	Procurement - Purchase Orders
PO Ordered Amount	This metric is calculated as sum of ordered amount at distribution level inclusive of inclusive taxes.	Procurement - Purchase Orders
PO Total Exclusive Tax Amount	This metric is calculated as sum of total exclusive tax amount at distribution level.	Procurement - Purchase Orders
PO Total Amount	This metric is calculated as sum of total amount at distribution level.	Procurement - Purchase Orders
PO Non Recoverable Tax Amount	This metric is calculated as sum of non recoverable tax amount at distribution level.	Procurement - Purchase Orders
PO Recoverable Tax Amount	This metric is calculated as sum of recoverable tax amount at distribution level.	Procurement - Purchase Orders
PO Non Recoverable Inclusive Tax Amount	This metric is calculated as sum of non recoverable inclusive tax amount at distribution level.	Procurement - Purchase Orders
PO Delivered Amount	This metric is calculated as sum of delivered amount at distribution level.	Procurement - Purchase Orders
PO Billed Amount	This metric is calculated as sum of billed amount at distribution level.	Procurement - Purchase Orders
PO Cancelled Amount	This metric is calculated as sum of cancelled amount at distribution level.	Procurement - Purchase Orders
PO Accepted Amount	This metric is calculated as sum of accepted amount at schedule level.	Procurement - Purchase Orders
PO Accepted Rate	This metric is calculated as sum of accepted amount divided by sum of received amount at schedule level.	Procurement - Purchase Orders
PO Received Amount	This metric is calculated as sum of received amount at schedule level.	Procurement - Purchase Orders
PO Avg Unit Price	This metric is calculated as sum of ordered amount excluding inclusive taxes divided by sum of ordered quantity.	Procurement - Purchase Orders
PO Max Unit Price	This metric is calculated as maximum of ordered amount excluding inclusive taxes divided by sum of ordered quantity at distribution level.	Procurement - Purchase Orders

KPI Name	KPI Description	Related Subject Areas
PO Min Unit Price	This metric is calculated as minimum of ordered amount excluding inclusive taxes divided by sum of ordered quantity at distribution level.	Procurement - Purchase Orders
Average Amount Per PO	This metric is calculated as sum of ordered amount divided by count of distinct purchase orders.	Procurement - Purchase Orders
PO Negotiated Amount	This KPI is calculated as sum of negotiated amount at distribution level.	Procurement - Purchase Orders
Over Receipt Amount	This KPI is calculated as sum of over receipt amount at schedule level.	Procurement - Purchase Orders
PO Invoice Price Variance	This KPI is calculated by deducting the purchase order price from the invoice price.	Procurement - Purchase Orders, Procurement - Spend
PO Receipt Received Quantity	This metric is calculated as sum of received quantity.	Procurement - Receipts
PO Receipt Accepted Quantity	This metric is calculated as sum of accepted quantity.	Procurement - Receipts
PO Receipt Delivered Quantity	This metric is calculated as sum of delivered quantity.	Procurement - Receipts
PO Receipt Rejected Quantity	This metric is calculated as sum of rejected quantity.	Procurement - Receipts
PO Receipt Returned Quantity	This metric is calculated as sum of returned quantity.	Procurement - Receipts
PO Receipt Consumed Quantity	This metric is calculated as sum of consumed quantity.	Procurement - Receipts
PO Receipt Headers Count	Count of distinct receipt headers.	Procurement - Receipts
PO Receipt Count	Count of distinct receipt lines.	Procurement - Receipts
PO Receipt Schedule Count	Count of distinct purchase order schedule.	Procurement - Receipts
PO Receipt Shipped Quantity	This metric is calculated as sum of shipped quantity.	Procurement - Receipts
PO Received Lines On Time %	This metric is calculated as count of lines received on time divided by count of receipt lines.	Procurement - Receipts
PO Received Lines Late %	This metric is calculated as count of lines received late divided by count of receipt lines.	Procurement - Receipts
PO Received Lines Early %	This metric is calculated as count of lines received early divided by count of receipt lines.	Procurement - Receipts
PO Receipt Lines with Correction Count	This metric is calculated as count of receipt lines with atleast one correction transaction.	Procurement - Receipts
PO Receipt Lines with Correction %	This metric is calculated as receipt corrected count divided by receipt line count.	Procurement - Receipts
PO Receipt Lines Rejected Count	This metric is calculated as count of receipt lines with rejected quantity greater than zero.	Procurement - Receipts

KPI Name	KPI Description	Related Subject Areas
PO Receipt Lines Rejected %	This metric is calculated as receipt rejected count divided by receipt lines count.	Procurement - Receipts
PO Receipt Lines Accepted Count	This metric is calculated as count of receipt lines with accepted quantity greater than zero.	Procurement - Receipts
PO Receipt Lines Accepted %	This metric is calculated as receipt accepted count divided by receipt lines count.	Procurement - Receipts
PO Receipt Lines Returned Count	This metric is calculated as count of receipt lines with returned quantity greater than zero.	Procurement - Receipts
PO Receipt Lines Returned %	This metric is calculated as receipt returned count divided by receipt lines count.	Procurement - Receipts
PO Receipt Post Processing Time	This metric is calculated as average difference between deliver date and receipt date.	Procurement - Receipts
PO Receipt Processing Time	This metric is calculated as average difference between receipt date and purchase order approval date for version zero.	Procurement - Receipts
PO Receipt Transportation Days	This metric is calculated as average difference between receipt header creation date and shipment date for advance shipment notice based receipts.	Procurement - Receipts
ASN Receipts %	This metric is calculated as count of advanced shipment notice based receipts divided by count of receipt headers.	Procurement - Receipts
PO Agreement Header Count	Count of distinct agreement headers.	Procurement - Agreements
PO Agreement Approval Cycle Time	This metric is calculated as average difference between agreement approval date for version zero and creation date.	Procurement - Agreements
Negotiation to Agreement Approval Cycle Time	This metric is calculated as average difference between agreement approval date for version zero and negotiation line creation date.	Procurement - Agreements
PO Agreement Approvers Count	This metric is calculated as average approvers for version zero of an agreement.	Procurement - Agreements
PO Agreement Item Count	Count of distinct items.	Procurement - Agreements
PO Agreement Supplier Count	Count of distinct suppliers.	Procurement - Agreements
PO Agreement Supplier Site Count	Count of distinct supplier sites.	Procurement - Agreements
PO Agreement Buyer Count	Count of distinct buyers.	Procurement - Agreements
PO Agreement Header Expiring Days	This metric is calculated as average difference between end date and system date where agreement header end date is not null.	Procurement - Agreements

KPI Name	KPI Description	Related Subject Areas
PO Agreement Line Expiring Days	This metric is calculated as average difference between expiration date and system date where either of agreement lines expiration date is not null or header end date is not null.	Procurement - Agreements
PO Agreement Average Number of Revisions	This metric is calculated as average of agreement versions.	Procurement - Agreements
PO Agreement Amendments Count	This metric is calculated as average amendments done for an agreement.	Procurement - Agreements
PO Agreement Internal Amendments Count	This metric is calculated as average number of internal amendments for an agreement.	Procurement - Agreements
PO Agreement Supplier Amendments Count	This metric is calculated as average number of supplier initiated amendments for an agreement.	Procurement - Agreements
PO Agreement Line Quantity	This metric is calculated as sum of agreement line quantity.	Procurement - Agreements
PO Agreement Header Agreed Amount	This metric is calculated as sum of header agreed amount.	Procurement - Agreements
PO Agreement Header Released Amount	This metric is calculated as sum of header released amount.	Procurement - Agreements
PO Agreement Header Released %	This metric is calculated as total agreement released amount divided by agreement amount.	Procurement - Agreements
PO Agreement Line Agreed Amount	This metric is calculated as sum of line agreed amount.	Procurement - Agreements
PO Agreement Line Released Amount	This metric is calculated as sum of line released amount.	Procurement - Agreements
PO Agreement Line Released Amount %	This metric is calculated as sum of line released amount divided by line agreed amount.	Procurement - Agreements
PO Agreement Remaining Header Amount	This metric is calculated as header agreed amount minus header released amount where agreement amount is not null and agreed amount is greater than released amount.	Procurement - Agreements
PO Agreement Remaining Header Amount %	This metric is calculated as remaining header amount divided by total header agreed amount.	Procurement - Agreements
PO Agreement Remaining Line Amount	This metric is calculated as sum of agreed line amount minus sum of line released amount where agreement line agreed amount is not null and agreed amount is greater than released amount.	Procurement - Agreements
PO Agreement Remaining Line Amount %	This metric is calculated as sum of remaining line amount divided by sum of agreed amount.	Procurement - Agreements

KPI Name	KPI Description	Related Subject Areas
PO Agreement Expired Header Released %	This metric is calculated as header released amount divided by header agreed amount where agreement amount is not null and considering headers which are expired.	Procurement - Agreements
PO Agreement Expired Line Released %	This metric is calculated as line released amount divided by line agreed amount where agreement amount is not null and considering lines which are expired.	Procurement - Agreements
PO Agreement Unit Price Requisition Amount	Average of unit price at lines. This KPI is calculated as sum of amount at distribution level and excludes reinstate, split, and replaced line status.	Procurement - Agreements Procurement - Requisitions
Processed Requisition Amount	This KPI is calculated as sum of amount at distribution level with requisition lines with processed status. This KPI excludes internal requisition and reinstate, split, and replaced line status.	Procurement - Requisitions
Unfulfilled Requisition Amount	This KPI is calculated as sum of amount at distribution level with requisition lines with unfulfilled status. This KPI excludes internal requisition and reinstate, split, and replaced line status.	Procurement - Requisitions
Fulfilled Requisition Amount	This KPI is calculated as sum of amount at distribution level with requisition lines with fulfilled status. This KPI excludes internal requisition and reinstate, split, and replaced line status.	Procurement - Requisitions
Requisition Quantity	This KPI is calculated as sum of quantity at distribution level and excludes reinstate, split, and replaced line status.	Procurement - Requisitions
Requisition Count	Count of distinct requisitions.	Procurement - Requisitions
Requisition Approval Cycle Time Days	This KPI is calculated as average difference between requisition approval date and requisition submitted date for version zero.	Procurement - Requisitions
Requisition Fulfilled Cycle Time Days	This KPI is calculated as average difference between purchase order line fulfill date and requisition line last submitted date. This KPI excludes internal requisition and reinstate, split, and replaced line status.	Procurement - Requisitions
Requisition Unprocessed Average Aging Days	This KPI is calculated as average difference between system date and uprocess requisition line last approval date. This KPI excludes internal requisition and reinstate, split, and replaced line status.	Procurement - Requisitions

Projects

KPI Name	KPI Description	Related Subject Areas
Project Raw Cost (PLC)	Shows the Project Raw Cost in Project Ledger Currency	PPM - Project Costs
Project Burden Cost (PLC)	Shows the Project Burden Cost in Project Ledger Currency	PPM - Project Costs
Project Cost (PLC)	Shows the Project Burdened Cost in Project Ledger Currency	PPM - Project Costs
Project Billable Cost (PLC)	Shows the Project Billable Cost in Project Ledger Currency	PPM - Project Costs
Project Non-Billable Cost (PLC)	Shows the Project Non-Billable Cost in Project Ledger Currency	PPM - Project Costs
Project Capitalizable Cost (PLC)	Shows the Project Capitalizable Cost in Project Ledger Currency	PPM - Project Costs
Project Non-Capitalizable Cost (PLC)	Shows the Project Non-Capitalizable Cost in Project Ledger Currency	PPM - Project Costs
Project Labor Cost (PLC)	Shows the Project Labor Cost in Project Ledger Currency	PPM - Project Costs
Project Equipment Cost (PLC)	Shows the Project Equipment Cost in Project Ledger Currency	PPM - Project Costs
Project Labor Effort	Shows the Project Labor effort	PPM - Project Costs
Project Equipment Effort	Shows the Project Equipment effort	PPM - Project Costs
Project Raw Cost - ITD (PLC)	Shows the Inception to Date Project Raw Cost in Project Ledger Currency	PPM - Project Costs
Project Burden Cost - ITD (PLC)	Shows the Inception to Date Project Burden Cost in Project Ledger Currency	PPM - Project Costs
Project Cost - ITD (PLC)	Shows the Inception to Date Project Cost in Project Ledger Currency	PPM - Project Costs
Project Billable Cost - ITD (PLC)	Shows the Inception to Date Project Billable Cost in Project Ledger Currency	PPM - Project Costs
Project Non-Billable Cost - ITD (PLC)	Shows the Inception to Date Project Non-Billable Cost in Project Ledger Currency	PPM - Project Costs
Project Capitalizable Cost - ITD (PLC)	Shows the Inception to Date Project Capitalizable Cost in Project Ledger Currency	PPM - Project Costs
Project Non-Capitalizable Cost - ITD (PLC)	Shows the Inception to Date Project Non-Capitalizable Cost in Project Ledger Currency	PPM - Project Costs
Project Labor Cost - ITD (PLC)	Shows the Inception to date Project Labor Cost in Project Ledger Currency	PPM - Project Costs
Project Equipment Cost - ITD (PLC)	Shows the Inception to date Project Equipment Cost in Project Ledger Currency	PPM - Project Costs
Project Labor Effort - ITD	Shows the Inception to date Project Labor effort	PPM - Project Costs
Project Equipment Effort - ITD	Shows the Inception to date Project Equipment effort	PPM - Project Costs

KPI Name	KPI Description	Related Subject Areas
Committed Raw Cost (PLC)	Shows the Committed Raw cost in Project Ledger Currency	PPM - Project Commitments
Committed Burdened Cost (PLC)	Shows the Committed Burdened cost in Project Ledger Currency	PPM - Project Commitments

Prebuilt Decks and Cards

Overview

A deck is a top-level object for executive consumption with multiple KPI cards added to a deck. Each deck contains up to 8 cards. Cards are visual presentations of KPIs with drill-downs to Data Visualization content.

Prebuilt Decks and Cards - Financials

Prebuilt Decks and Cards

Deck Name	Deck Description
Balance Sheet	Provides visibility into top-level KPI cards associated with the balance sheet.
Profitability	Provides visibility into top-level KPI cards associated with the income statement.
Payables	Provides visibility into top-level KPI cards associated with accounts payable activity for the business.
Financial Ratios	Provides visibility into top-level KPI cards associated with ratios metrics to gain meaningful information about business.

Prebuilt Decks and Cards - Procurement

Prebuilt Decks and Cards

Deck Name	Deck Description
Procurement - Spend	Provides visibility into the top-level KPI cards associated with the Spend of an organization.
Procurement Efficiency	Provides visibility into the top-level KPI cards associated with the Procurement Efficiency of an organization.

A

Frequently Asked Questions

Refer to these Frequently Asked Questions if you have questions about the behavior of Fusion Analytics Warehouse.

Topics:

- [Why can't I use receivables unaccounted transactions?](#)
- [Why can't I use secondary ledger in all subject areas?](#)
- [Why doesn't the invoice amount for invoices with retainage in Accounts Payables doesn't match the invoice amount in the user interface of Oracle Applications Cloud](#)
- [Why is the Payments Discount Lost metric in Accounts Payables only populated for the primary ledger?](#)
- [Why can I only see some unaccounted transactions in Payables?](#)
- [Why can't I reconcile the AP Aging outstanding balance with the Payables trial balance in Oracle Application Cloud?](#)
- [Why can't I see backdated transactions in AP and AR Aging subject areas in historical aging snapshots?](#)
- [Why do different subject areas in Accounts Payables show different levels of detail?](#)
- [Why aren't Accounting distributions with net zero amount in the Account Analysis subject area transferred to General Ledger for posting?](#)
- [Why isn't the Budgets subject area available? I don't see budget data in the GL Profitability or GL Balance Sheet subject area variance analyses.](#)
- [Why I can't see depreciation transactions in the Assets subject area?](#)
- [Why was my budget balance reset?](#)
- [Why do Accounted Raw Cost, Accounted Burden Cost, and Accounted Burdened Cost metrics show a zero value?](#)
- [Why can't I validate data in AR Adjustments and AR Credit Memo Applications for Primary Ledgers?](#)

Why can't I use receivables unaccounted transactions?

All Receivables subject areas support only accounted transactions.

Why can't I use a secondary ledger in all subject areas?

If a secondary ledger is set up with a Subledger Conversion level, then you can analyze data for a secondary ledger in the AR Revenue, AR Receipts and Applications, AR Credit Memo Applications, and AR Adjustments subject areas that are at the Accounting distribution grain. The AR Transactions and AR Aging subject areas are at the schedule level and support only the primary ledger.

Why doesn't the invoice amount for invoices with Retainage in Accounts Payables match the invoice amount in the user interface of Oracle Applications Cloud?

AP Invoice shows the invoice amount based on the scheduled payment. Retainage amount is excluded from the payment schedule so the invoice amount in the AP Invoice subject area shows only the invoice amount without Retainage and the amount is different from Oracle Applications Cloud.

Why is the Payments Discount Lost metric in Accounts Payables populated only for the primary ledger?

The Discount Lost amount isn't an accounting metric and is calculated by Oracle Applications Cloud for the Primary Ledger only. For non-Primary Ledgers, this metric doesn't have a value populated. This is the amount that was lost because the payment to the supplier wasn't made by the discount due date.

Why can I see only some unaccounted transactions in Payables?

The AP Invoices and AP Aging subject areas include all invoices (even unaccounted) with a payment schedule. The AP Liability, AP Expense, and AP Payment subject areas include only those invoices that are accounted. The AP Holds subject area includes only those invoices with hold details.

Why can't I reconcile the AP Aging outstanding balance with the Payables trial balance in Oracle Applications Cloud?

Fusion Payables Trial balance uses SLA account and accounting date from the accounting distributions. AP Aging is at the invoice schedule level and has the Account code combination and accounting date from the invoice header level. AP Aging supports historical aging and current aging by Invoice date and Schedule date. It can't be used for reconciling account balances with General Ledger.

Why can't I see backdated transactions in the AP and AR Aging subject areas in historical aging snapshots?

When an incremental run is executed on the last day of the fiscal period, Fusion Analytics Warehouse creates the monthly aging snapshot for that period. Any transaction created in Oracle Fusion Cloud Applications in the prior period isn't included in the prior period snapshot in Fusion Analytics Warehouse. These are included only in the current aging snapshot.

Why do different subject areas in Accounts Payables show different levels of detail?

If the secondary ledger is set up with a Subledger Conversion level, then you can analyze data for the secondary ledger in the AP Liabilities, Expenses, and Payments subject areas, which use the Accounting Distribution grain. The AP Invoices and AP Aging subject areas use the schedule level, and the AP Holds subject area contains Invoice hold details. These subject areas support only the primary ledger.

Why aren't Accounting distributions with a net-zero amount in the Account Analysis subject area transferred to the general ledger for posting?

Accounting distributions with net-zero amounts in the Account Analysis subject area aren't transferred to the general ledger for posting. To work around this issue, use an

expression filter to eliminate accounting distribution lines that are accounted but aren't transferred to the general ledger.

```
case
when "Financials - GL Account Analysis"."Journal Details"."Journal Source"
is null and "Financials - GL Account Analysis"."Subledger Accounting
Details"."Transfer to GL Status Code" in ('NT', 'Y') then 0
else 1 end=1
```

Why isn't the Budgets subject area available? I don't see budget data in the GL Profitability or GL Balance Sheet subject area variance analyses.

To make the Budgets subject area available, you need to activate the Budget functional area as well as the GL functional area.

Why I can't see depreciation transactions in the Assets subject area?

Depreciation transactions such as Periodic Depreciation, Bonus Depreciation, and Accelerated Depreciation aren't currently included in the Assets Transactions subject area.

Why was my budget balance reset?

The budget balance for Balance Sheet Accounts is reset at the beginning of each fiscal year. Unlike Actual balances, Budget balances aren't carried forward to the next fiscal year.

Why do Accounted Raw Cost, Accounted Burden Cost, and Accounted Burdened Cost metrics show a zero value?

The Accounted Raw Cost, Accounted Burden Cost, and Accounted Burdened Cost metrics in the PPM - Projects Costs subject area require the GL Account Combination attribute. If the GL Account Combination attribute isn't included, the Debit and Credit entries negate each other and the metric value shows as zero.

Why can't I validate data in AR Adjustments and AR Credit Memo Applications for Primary Ledgers?

When you perform data validation on the Adjustments Amount metric in AR Adjustments and the Credit Memo Application Amount metric in AR Credit Memo Applications for non-primary ledgers, the source value is null even though there's a value. These data validations only support primary ledgers.

B

Troubleshooting

Refer to these troubleshooting tips if you've trouble with Fusion Analytics Warehouse.

Topics:

- [I can't see data earlier than a specific date.](#)

I can't see data earlier than a specific date.

At the time of setting up the Fusion Analytics Warehouse, you need to select the Initial extract date (IED). This date is used by the pipeline to decide the data extraction start date. Any data created before this date won't be brought into the warehouse. For example, a Payables invoice was created after the IED but a Purchase order was created prior to IED. In this case, you'll see the Payables invoice and the distributions related to it, but the Purchase Order-related attributes in Payables subject area are null for that invoice. You should select the IED such that all open invoices and related transactions are included in the warehouse.