Oracle® Cloud

Using Oracle E-Business Suite Data Intelligence

G63063-01
November 2026

Oracle Cloud Using Oracle E-Business Suite Data Intelligence,

G63063-01

Copyright © 2026, Oracle and/or its affiliates.

Primary Authors: Jenny Smalling (primary author), Hemala Vivek (primary author)

Contributing Authors: Product Management and Development teams(contributing author)

This software and related documentation are provided under a license agreement containing restrictions on use and disclosure and are protected by intellectual property laws. Except as expressly permitted in your license agreement or allowed by law, you may not use, copy, reproduce, translate, broadcast, modify, license, transmit, distribute, exhibit, perform, publish, or display any part, in any form, or by any means. Reverse engineering, disassembly, or decompilation of this software, unless required by law for interoperability, is prohibited.

The information contained herein is subject to change without notice and is not warranted to be error-free. If you find any errors, please report them to us in writing.

If this is software, software documentation, data (as defined in the Federal Acquisition Regulation), or related documentation that is delivered to the U.S. Government or anyone licensing it on behalf of the U.S. Government, then the following notice is applicable:

U.S. GOVERNMENT END USERS: Oracle programs (including any operating system, integrated software, any programs embedded, installed, or activated on delivered hardware, and modifications of such programs) and Oracle computer documentation or other Oracle data delivered to or accessed by U.S. Government end users are "commercial computer software," "commercial computer software documentation," or "limited rights data" pursuant to the applicable Federal Acquisition Regulation and agency-specific supplemental regulations. As such, the use, reproduction, duplication, release, display, disclosure, modification, preparation of derivative works, and/or adaptation of i) Oracle programs (including any operating system, integrated software, any programs embedded, installed, or activated on delivered hardware, and modifications of such programs), ii) Oracle computer documentation and/or iii) other Oracle data, is subject to the rights and limitations specified in the license contained in the applicable contract. The terms governing the U.S. Government's use of Oracle cloud services are defined by the applicable contract for such services. No other rights are granted to the U.S. Government.

This software or hardware is developed for general use in a variety of information management applications. It is not developed or intended for use in any inherently dangerous applications, including applications that may create a risk of personal injury. If you use this software or hardware in dangerous applications, then you shall be responsible to take all appropriate fail-safe, backup, redundancy, and other measures to ensure its safe use. Oracle Corporation and its affiliates disclaim any liability for any damages caused by use of this software or hardware in dangerous applications.

Oracle®, Java, MySQL, and NetSuite are registered trademarks of Oracle and/or its affiliates. Other names may be trademarks of their respective owners.

Intel and Intel Inside are trademarks or registered trademarks of Intel Corporation. All SPARC trademarks are used under license and are trademarks or registered trademarks of SPARC International, Inc. AMD, Epyc, and the AMD logo are trademarks or registered trademarks of Advanced Micro Devices. UNIX is a registered trademark of The Open Group.

This software or hardware and documentation may provide access to or information about content, products, and services from third parties. Oracle Corporation and its affiliates are not responsible for and expressly disclaim all warranties of any kind with respect to third-party content, products, and services unless otherwise set forth in an applicable agreement between you and Oracle. Oracle Corporation and its affiliates will not be responsible for any loss, costs, or damages incurred due to your access to or use of third-party content, products, or services, except as set forth in an applicable agreement between you and Oracle.

For information about Oracle's commitment to accessibility, visit the Oracle Accessibility Program website at http://www.oracle.com/pls/topic/lookup?ctx=acc&id=docacc.

Oracle customer access to and use of Oracle support services will be pursuant to the terms and conditions specified in their Oracle order for the applicable services.

Contents

Preface

Audience i
Related Documentation i
Conventions i

1 Introduction

Overview 1
Get Started 1

2 Set up Prerequisites

Deploy the Oracle E-Business Suite Data Intelligence Bundles 1
- High Level Flow Diagram 2
- Prerequisites for Deploying the Oracle E-Business Suite Data Intelligence Bundles 2
  - Configure the Remote Agent 2
  - Set Up the Oracle E-Business Suite Connection 3
  - Configure the Pipeline 5
  - Create Users and Groups in the Identity Provider 5
- Import and Deploy the Application Bundles 6
  - Import the Bundles 8
  - Deploy the Imported Bundles 9
- Update the Functional and User Security Configurations 10
  - Update the Functional Configurations 11
  - Update the User Security Configurations 13
- Deploy the Data Augmentation Script Applications 13

Review and Update the Functional Configurations 14
- About Project Budget Fact 15
  - Budget Metric Filters 15
  - Budget Fact Canonical Dates 16
- About Project Commitment Fact 17
  - Project Commitments 18
  - Commitment Snapshot Configuration 18
- About Project Cost & Revenue Fact 19

Copyright © 2026, Oracle and/or its affiliates.

Project Cost Fact 20
Project Expenditure Fact 20
Cost Fact Canonical Dates 20
Project Cost Aggregate Table 21
Configuring Project Cost Aggregation Level 21
Project Revenue Fact 22
Revenue Header Fact 22
Revenue Fact Canonical Date 22
Revenue Fact Staging Table 22
Revenue Fact Multicurrency Support 22
Project Revenue Aggregate Table 23
Configuring Project Revenue Aggregation Level 23
About Project Forecast Fact 23
Forecast Metric Filters 23
Forecast Fact Canonical Dates 24
About Project Invoice Fact 25
About the Project Funding Fact 26
Project Funding 26
Project Funding Domains 26
Funding Fact Canonical Date 27
Asset Category Dimension Configuration 27
About the Mapping File for the Asset Category Dimension 27
Configure the Inline Dataset for the Asset Category Dimension 28
Asset Category Dimension Configuration Example 28
Asset Location Dimension Configuration 29
About the Mapping File for the Asset Location Dimension 29
Configure the Inline Dataset for the Asset Location Dimension 29
Asset Location Dimension Configuration Example 29
Assigning UNSPSC codes to Products 30
Configure the Inline Dataset with UNSPSC Codes 31
Business Location Configuration 31
Business Location Configuration Overview 32
Configure the Inline Dataset for the Business Location 32
Country Code Configuration 32
Country Code Column Definitions 33
Configure the Inline Dataset for the Country Code 33
Customer Costs Lines and Product Costs Lines Tables Configuration 33
Customer Costs Lines and Product Costs Lines Inline Datasets 34
Domain Configurations 35
Domain Mapping Process in the EBS Data Intelligence Solution 36
Enterprise Calendars Configuration 37
Enterprise Calendars Configuration Overview 38

Copyright © 2026, Oracle and/or its affiliates.

Using an Oracle E-Business Suite Fiscal Calendar as the Enterprise Calendar 38
Configuring the Parameters for the Enterprise Calendar 39
Fact and Dimension Group Usage by Target Table 39
GL Account and GL Segments Configuration 45
Configure the Inline Dataset for the GL Account and GL Segments 48
Global Currency Configurations 49
Document Currency 49
Local Currency 49
Global Currencies 49
Currency Processing 49
Currency Conversion Process 50
Configuring Global Currencies and Rate Types 50
Group Account Configuration 51
Configure the Inline Dataset for the Group Account 55
Guidelines For Console or Default Parameter Configuration 55
Introduction to the Console or Default Parameter Configuration 55
EBS_PARAMETERS App 55
EBS_CONFIG App 58
Initial Extract Date Configuration 63
Initial Extract Date Configuration Overview 63
Initial Extract Date Configuration Guidelines 64
Fact Tables Using INITIAL_EXTRACT_DATE 64
Purchasing Targets Configuration 66
Purchasing Targets Configuration Overview 66
Dataset Name 66
Purchasing Targets Configuration Purpose 66
Purchasing Targets Dataset Structure 67
Purchasing Targets Dataset Primary Key 67
Purchasing Targets Configuration Example 67
Purchasing Targets Configuration Guidelines 68
Purchasing Targets ETL Processing 68
Purchasing Targets Configuration Notes 68
Slowly Changing Dimension Configuration 68
SCD Configuration Overview 69
Configure SCD Behavior 69
Soft delete logic Configuration 70
Soft Delete Process 70
Soft Delete Workflow 71
Configuring Soft Delete 71
Updating the SOFT_DELETE_PREPROCESS Parameter 73
Spend Categories Configuration 73
Spend Categories Configuration Overview 74

Copyright © 2026, Oracle and/or its affiliates.

Dataset Name 74
Spend Categories Configuration Purpose 74
Spend Categories Dataset Structure 74
Spend Categories Dataset Primary Key 74
Spend Categories Configuration Example 75
Spend Categories Configuration Guidelines 75
Spend Categories Configuration Pipeline Processing 75
Spend Categories Configuration Notes 76
Warehouse Generated Calendars Configuration 76
Warehouse Generated Calendars Configuration Overview 76
Configure the Inline Dataset for the Warehouse Generated Calendars 77
Review and Configure the Parameters 77
Configure the Console Parameters 83
Configure the Pipeline Parameters 83

3 Manage Security

Understand the Security Framework 1
Security Framework Overview 2
Users 4
Job-specific Groups for Oracle E-Business Suite Data Intelligence 4
Duty and Data Roles 4
Data Security Policies 4
Oracle E-Business Suite Data Intelligence Semantic Model Security Framework 5
Role and Group Management 6
Custom Security Assignment Table in Autonomous AI Lakehouse 6
Read Security Assignments in the Semantic Model 7
Apply Data Filters and Object Security 8
Secure Data Access and Query Enforcement 8
Application Roles for Oracle E-Business Suite Data Intelligence 9
Data Roles for Oracle E-Business Suite Data Intelligence 9
Duty Roles for Oracle E-Business Suite Data Intelligence 13
Assign Security Roles 75
Implement Custom Security 76

4 Manage Customizations

Customize the Data Pipeline 1
Pipeline Customization Guidelines 1
Optimal Practices 3
Use Cases 3
Extend a Ready-to-use Dimension with Custom attributes 3

Copyright © 2026, Oracle and/or its affiliates.

Add Custom Attributes to a Ready-to-use Fact 8
Create a Custom Dimension 12
Create a Custom Fact 14
Customize the Semantic Model 18
Add New Attributes to Existing Subject Area 18
Create a Session Variable 22
Create a Subject Area 24

5 Data Model

6 Semantic Models

A List of Source Tables

B List Of Target Data Stores

Index

Copyright © 2026, Oracle and/or its affiliates.

Preface

Learn about the data warehouse tables, entity relationships, subject areas, prebuilt analyses, prebuilt business metrics, and prebuilt dashboards for Oracle E-Business Suite Data Intelligence.

Topics

- Audience
- Related Documentation
- Conventions

Audience

This document is intended for Oracle Fusion Data Intelligence consumers and authors using the Services to run a business.

Related Documentation

These related Oracle resources provide more information.

- Oracle Cloud http://cloud.oracle.com
- Administering Oracle Fusion Data Intelligence
- Using Oracle Fusion Data Intelligence
- Visualizing Data and Building Reports in Oracle Analytics Cloud

Conventions

The following text conventions are used in this document.

Convention	Meaning
boldface	Boldface type indicates graphical user interface elements associated with an action, or terms defined in text or the glossary.
italic	Italic type indicates book titles, emphasis, or placeholder variables for which you supply particular values.
`monospace`	Monospace type indicates commands within a paragraph, URLs, code in examples, text that appears on the screen, or text that you enter.

Copyright © 2026, Oracle and/or its affiliates.

1

Introduction

This section provides introductory information about Oracle E-Business Suite Data Intelligence.

Topics:

- Overview
- Get Started

Overview

Oracle E-Business Suite Data Intelligence is a prebuilt cloud native packaged analytics, AI, and data intelligence offering designed for Oracle E-Business Suite users.

It brings Oracle E-Business Suite operational and transactional data into the analytics environment of Oracle Fusion Data Intelligence so business teams can analyze it alongside curated metrics, dashboards, and other enterprise data. It helps organizations turn their existing Oracle E-Business Suite data into actionable business insights and better understand business performance, identify trends, accelerate reporting, and support faster, more confident decision-making. By delivering ready-to-use intelligence on top of Oracle E-Business Suite data, Oracle E-Business Suite Data Intelligence reduces the need for costly custom reporting and analytics development while giving users a modern path to AI-powered insights. It extends the value of Oracle E-Business Suite by helping users unlock more value from their existing data, improve operational visibility, and adopt modern data intelligence capabilities while continuing to run Oracle E-Business Suite.

Oracle E-Business Suite Data Intelligence comes with Oracle E-Business Suite-specific data pipeline, pre-packaged data model, semantic model based workbooks, data agents, and data share capabilities. These assets are packaged and delivered as bundles in the Bundle Repository in Oracle Fusion Data Intelligence.

Get Started

Oracle E-Business Suite Data Intelligence is a prebuilt cloud native analytics solution for Oracle E-Business Suite.

It helps finance, procurement, and project professionals uncover the underlying drivers of profitability, improve the use of working capital, and control business expenditures.

This guide lists the predefined objects in Oracle E-Business Suite Data Intelligence. You can find information about tables, entity relationships, subject area, job-specific groups, data and duty roles, associated business questions, metric details, prebuilt analyses, prebuilt business metrics, and prebuilt dashboards.

Copyright © 2026, Oracle and/or its affiliates.

2

Set up Prerequisites

Be sure you review and set up these prerequisite requirements to use Oracle E-Business Suite Data Intelligence and the provided subject areas.

Topics:

- Deploy the Oracle E-Business Suite Data Intelligence Bundles
- Review and Update the Functional Configurations
- Review and Configure the Parameters

Deploy the Oracle E-Business Suite Data Intelligence Bundles

Complete these steps to configure and deploy the Oracle E-Business Suite Data Intelligence bundles. These steps cover the prerequisites, GBR bundle import and deployment, functional configurations, and the deployment of the data application created using the Data Application script.

Topics:

- High Level Flow Diagram
- Prerequisites for Deploying the Oracle E-Business Suite Data Intelligence Bundles
- Import and Deploy the Application Bundles
- Update the Functional and User Security Configurations
- Deploy the Data Augmentation Script Applications

Copyright © 2026, Oracle and/or its affiliates.

High Level Flow Diagram

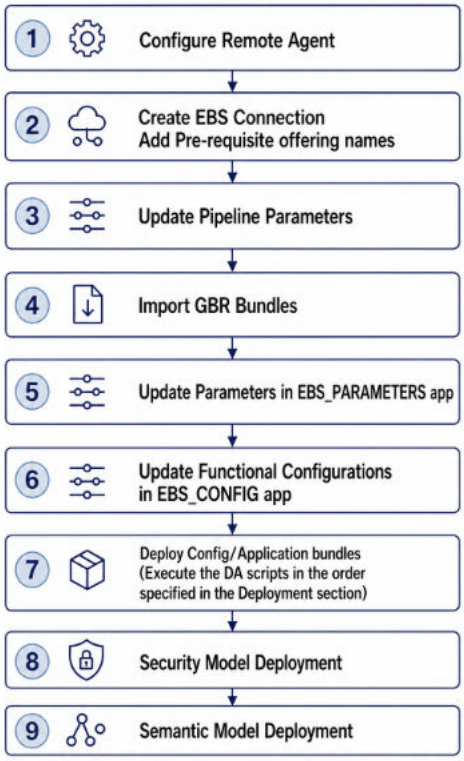

Prerequisites for Deploying the Oracle E-Business Suite Data Intelligence Bundles

Before initiating the setup, ensure the following prerequisites are completed:

- Configure the Remote Agent
- Set Up the Oracle E-Business Suite Connection
- Configure the Pipeline
- Create Users and Groups in the Identity Provider

Configure the Remote Agent

Configure the remote agent to enable data extraction from the on-premises Oracle E-Business Suite environment.

> **Note**
>
> Remote agent configuration is mandatory for Oracle E-Business Suite environments. See Set up the Remote Agent.
> While configuring the Remote Agent, set the Poll Interval as 30000 milliseconds (30 seconds) to achieve better extraction performance.

Copyright © 2026, Oracle and/or its affiliates.

Remote Agent endpoints are required for configuration from command line interface (CLI) only. To limit this access, you can start the Remote Agent in loopback mode without any remote access by doing the following:

1. Run the docker using the following command docker run:

```
-d -p 9091:9091 -e SERVER_ADDRESS=127.0.0.1 --name remoteagent -v /faw/
software/remoteagent/config/:/faw/software/remoteagent/config/ -v /faw/
software/remoteagent/autonomous-extractors/:/faw/software/remoteagent/
autonomous-extractors/ -v /faw/software/custom-extractors/:/faw/software/
custom-extractors -v /faw/logs/RemoteAgent/:/faw/logs/RemoteAgent
<docker_image>{code}
```

2. Update `/faw/software/remoteagent/config/setup/remoteAgentCLI.sh` as follows:
   - Open the script file and look for the line `SERVER_FQDN_URL="https://$HOSTNAME:9091/extractservice-remoteagent/"`
   - Update it to `SERVER_FQDN_URL="https://localhost:9091/extractservice-remoteagent/"`

Set Up the Oracle E-Business Suite Connection

Create a connection to the Oracle E-Business Suite (EBS) instance.

See Load Data from On-premises E-Business Suite into Fusion Data Intelligence (Preview).

The EBS modules required for Oracle E-Business Suite Data Intelligence are:

- EBS_CONFIG
- EBS_DOMAINS
- EBS_CUSTOM_SEC
- EBS_COMMON
- EBS_GL
- EBS_AP
- EBS_AR
- EBS_FA
- EBS_EE
- EBS_PROC
- EBS_PR
- EBS_SLA
- EBS_PROJECTS

While creating the connection, ensure that you enable the following offerings to support the required EBS modules:

- Advanced Pricing
- Application Object Library
- Assets

Copyright © 2026, Oracle and/or its affiliates.

- Bills of Material
- Cash Management
- CRM Foundation
- E-Business Tax
- Enterprise Asset Management
- Federal Financials
- Financials Common Modules
- General Ledger
- Human Resources
- Inventory
- iSupplier Portal
- Legal Entity Configurator
- Order Management
- Payables
- Payments
- Payroll
- Process Manufacturing Financials
- Process Manufacturing Process Planning
- Process Manufacturing Process Execution
- Process Manufacturing Product Development
- Projects
- Purchasing
- Receivables
- Sales Foundation
- Shipping Execution
- Sourcing
- Subledger Accounting
- Time and Labor
- Work in Process

> **Note**
>
> After selecting the required offerings and establishing the EBS connection, verify that the **Refresh Metadata** toggle is enabled to ensure that the metadata is refreshed when you save the connection.

Copyright © 2026, Oracle and/or its affiliates.

Configure the Pipeline

Configure the initial extract date from which to load the transaction data and enable the DA Scripts preview feature to define a consolidated extract, transform, and publish instructions for data pipeline.

1. In Oracle Fusion Data Intelligence, navigate to the Data Configuration page, select the Oracle E-Business Suite connection in **Data Source**.
2. On the Data Configuration page, under **Configurations**, click **Pipeline Settings**.
3. On the Pipeline Settings page, under **Global Parameters**, update the value in **Initial Extract Date**.

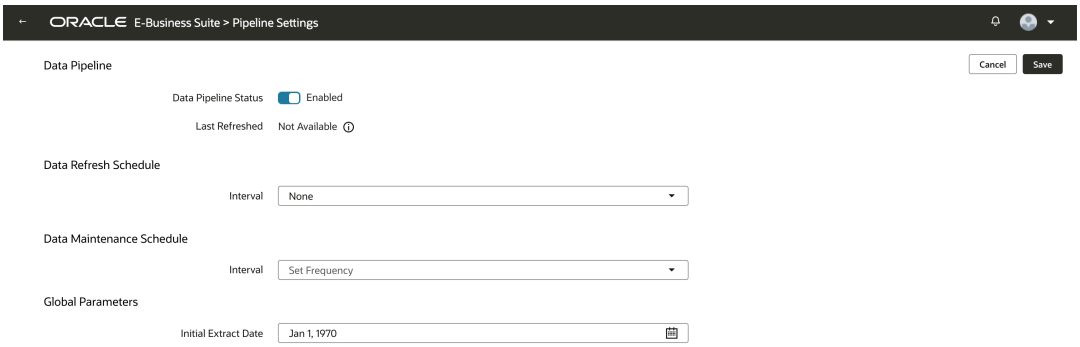

4. Navigate to the Enable Features page and enable **DA Scripts** from the **Data Applications** category under the **Preview Features** tab.

Create Users and Groups in the Identity Provider

Add the following groups in the identity provider associated with your Oracle Fusion Data Intelligence instance such as Oracle Cloud Infrastructure Identity and Access Management (IAM) identity domains or Oracle Identity Cloud Service:

Group Name	Description
OBIA EBS AP Analyst	EBS group to access Account Payable subject areas.
OBIA EBS AP Manager	EBS group to access Account Payable subject areas.
OBIA EBS AR Analyst	EBS group to access Account Receivable subject areas.
OBIA EBS AR Manager	EBS group to access Account Receivable subject areas.
OBIA EBS Budget Analyst	EBS group to access Financials Budgetary Control subject areas.
OBIA EBS Budget Director	EBS group to access Financial Budgetary Control subject areas.
OBIA EBS CFO Group	EBS CFO group to access Financial subject areas.
OBIA EBS Controller Group	EBS Controller group to access Financial subject areas.

Copyright © 2026, Oracle and/or its affiliates.

Group Name	Description
OBIA EBS FedAnalyst	EBS Federal analyst group to access Financial subject areas including Federal Financials.
OBIA EBS Financial Analyst	EBS Financial analyst group to access Financial subject areas.
OBIA EBS Fixed Asset Accounting Manager	EBS Fixed Asset Accounting Manager group to access Fixed Asset subject areas.
OBIA EBS Line Manager	EBS group for Line Managers to review and analyze team expenses, including employee expenses, credit card expenses, and expense violation data.
OBIA EBS Procurement and Spend Executive	EBS Procurement and Spend Executive group
OBIA EBS Project Executives	EBS Project Executives group
OBIA EBS Project Managers	EBS Project Managers group
OBIA EBS Project Team Member	EBS Project Team Member group
OBIA EBS Purchasing Buyer	EBS Purchasing Buyer group to access Financial subject areas.
OBIA EBS Purchasing Extended Buyer	EBS Purchasing Buyer group to access Financial subject areas.
OBIA EBS Supplier Performance Analyst	EBS Supplier Performance Analyst group
OBIA EBS Supplier Performance Manager	EBS Supplier Performance Manager group

To set up users and groups, create and manage them directly within the identity provider associated with your Oracle Fusion Data Intelligence instance, see Manage Users, Groups, Application Roles, and Data Access, Create or Import Groups, and Create or Import Users.

Import and Deploy the Application Bundles

The Oracle E-Business Suite Data Intelligence Application bundles are available from the Bundle Repository in Oracle Fusion Data Intelligence.

The following diagram illustrates the organization of the Oracle E-Business Suite Data Intelligence Application bundles.

Copyright © 2026, Oracle and/or its affiliates.

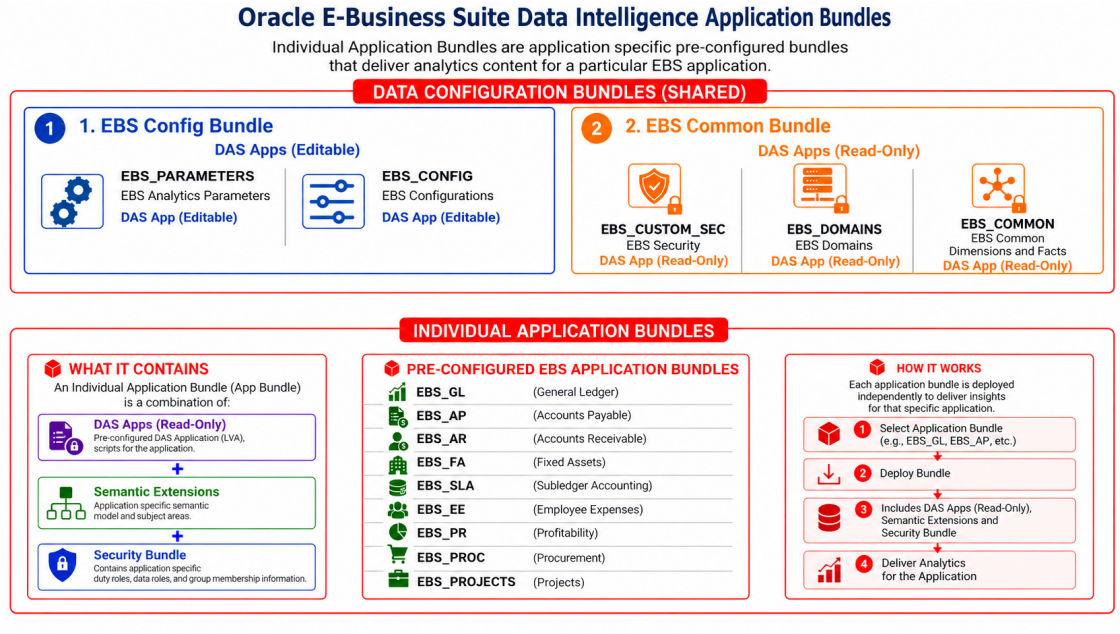

The Oracle E-Business Suite Data Intelligence Application bundles, includes these shared data configuration and individual application bundles:

- The EBS Configurations Data Config bundle includes the following DA Script applications:
  - EBS_PARAMETERS
  - EBS_CONFIG
- The EBS Common Data Config bundle includes the following DA Script applications:
  - EBS_CUSTOM_SEC
  - EBS_DOMAINS
  - EBS_COMMON
- The EBS General Ledger Application bundle includes the following components:
  - EBS_GL
  - EBS Semantic Extensions Bundle
  - EBS Security Bundle
- The EBS Accounts Payable Application bundle includes the following components:
  - EBS_AP
  - EBS Semantic Extensions Bundle
  - EBS Security Bundle
- The EBS Accounts Receivables Application bundle includes the following components:
  - EBS_AR
  - EBS Semantic Extensions Bundle
  - EBS Security Bundle
- The EBS Fixed Assets Application bundle includes the following components:
  - EBS_FA
  - EBS Semantic Extensions Bundle

Copyright © 2026, Oracle and/or its affiliates.

  - EBS Security Bundle
- The EBS Employee Expenses Application bundle includes the following components:
  - EBS_EE
  - EBS Semantic Extensions Bundle
  - EBS Security Bundle
- The EBS Subledger Application bundle includes the following components:
  - EBS_SLA
  - EBS Semantic Extensions Bundle
  - EBS Security Bundle
- The EBS Profitability Application bundle includes the following components:
  - EBS_PR
  - EBS Semantic Extensions Bundle
  - EBS Security Bundle
- The EBS Procurement Application bundle includes the following components:
  - EBS_PROC
  - EBS Semantic Extensions Bundle
  - EBS Security Bundle
- The EBS Projects Application bundle includes the following components:
  - EBS_PROJECTS
  - EBS Semantic Extensions Bundle
  - EBS Security Bundle

Import the Bundles

Import the Oracle E-Business Suite Data Intelligence Application bundles available in the Bundle Repository.

See Import a Shared Bundle.

Complete the import of all required bundles before proceeding with bundle deployment in the order listed in the following table:

Sl.No	Bundle Name	Description
1	EBS Configurations Data Config Bundle	This bundle contains the configurations required to define parameters, Seeded domains and functional configurations for deploying and managing the Oracle E-Business Suite Data Intelligence DA Script applications

Copyright © 2026, Oracle and/or its affiliates.

Sl.No	Bundle Name	Description
2	EBS Common Data Config Bundle	This bundle contains the Source Domains, User Security Mapping information and Common Dimensions required for the Oracle E-Business Suite Data Intelligence DA Script applications
3	EBS General Ledger Application Bundle	This bundle contains the General Ledger mappings along with the Semantic Model and Security information.
4	EBS Accounts Payable Application Bundle	This bundle contains the Accounts Payable mappings along with the Semantic Model and Security information.
5	EBS Accounts Receivables Application Bundle	This bundle contains the Accounts Receivables mappings along with the Semantic Model and Security information.
6	EBS Fixed Assets Application Bundle	This bundle contains the Fixed Assets mappings along with the Semantic Model and Security information.
7	EBS Employee Expenses Application Bundle	This bundle contains the Employee Expenses mappings along with the Semantic Model and Security information.
8	EBS Subledger Application Bundle	This bundle contains the Subledger mappings along with the Semantic Model and Security information.
9	EBS Profitability Application Bundle	This bundle contains the Profitability mappings along with the Semantic Model and Security information.
10	EBS Procurement Application Bundle	This bundle contains the Procurement mappings along with the Semantic Model and Security information.
11	EBS Projects Application Bundle	This bundle contains the Projects mappings along with the Semantic Model and Security information.

Deploy the Imported Bundles

After successfully importing the Oracle E-Business Suite Data Intelligence Application bundles from the Bundle Repository, deploy them in the same order that you imported them.

Note these instructions for deployment:

- For EBS Configurations Data Config Bundle and EBS Common Data Config Bundle: In the Deploy Bundle dialog, select **Import the data pipelines, but do not activate** and clear

Copyright © 2026, Oracle and/or its affiliates.

the **Perform Validation** checkbox before proceeding with the deployment. This imports the data pipelines without activating them. Ensure to activate and deploy the DA Script applications in the specified sequence. See Deploy the Data Augmentation Script Applications.

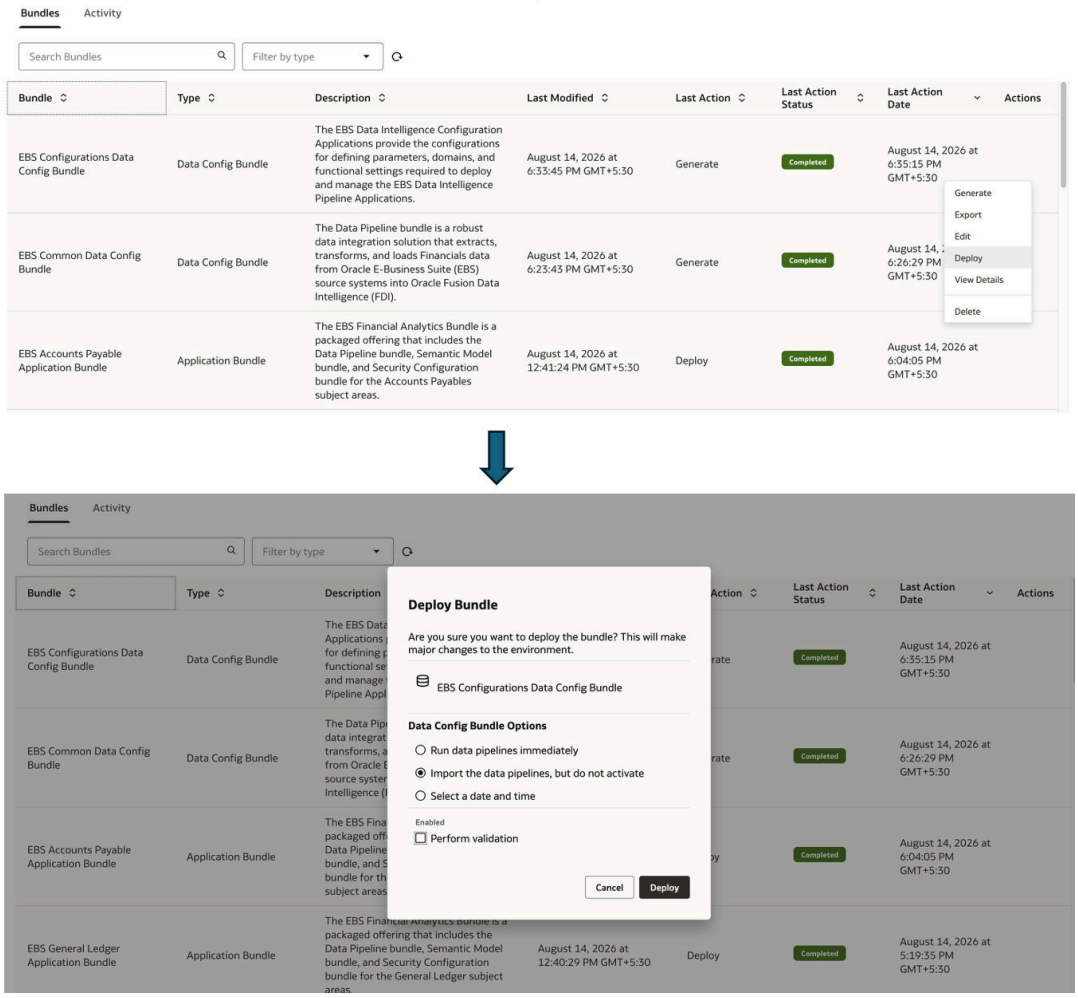

- For individual Application bundles: Select **Import the data pipelines but do not activate**, and clear the **Perform validation** checkbox. This imports the data pipelines without activating them.

See Deploy a Shared Bundle.

Update the Functional and User Security Configurations

Once the bundles have been successfully deployed, you must update the functional and user security configurations to meet your business requirements.

Topics:

- Update the Functional Configurations
- Update the User Security Configurations

Copyright © 2026, Oracle and/or its affiliates.

Update the Functional Configurations

After the bundles have been successfully deployed, update the functional configurations of the data application based on your business requirement.

Complete these:

1. In Oracle Fusion Data Intelligence, navigate to the Data Applications page.
2. Open **EBS Data Intelligence Configurations Application (EBS_CONFIG)** and navigate to **Functional_configurations.hrf** to update the following inline datasets:
   - FILE_BUSINESS_LOCATION_CONFIG_ORA
   - FILE_MCAL_CONFIG_G
   - FILE_GL_ACCT_SEG_CFG_ORA
   - FILE_GROUP_ACCT_NUM
   - FILE_UNSPSC
   - FILE_GEO_COUNTRY
   - FILE_ITEM_TO_UNSPSC_UPDATE
   - FILE_CUSTOMER_COST_LINE_FS
   - FILE_PRODUCT_COST_LINE_FS
   - FILE_FA_CATEGORY_SEGMENT_CONFIG_ORA
   - FILE_FA_LOCATION_SEGMENT_CONFIG_ORA
   - FILE_ORA_OP_SPEND_CATEGORY
   - FILE_PURCH_TARGET_FS

   See Review and Update the Functional Configurations for more information on functional configurations.

Functional_configurations.hrf in the EBS_CONFIG application

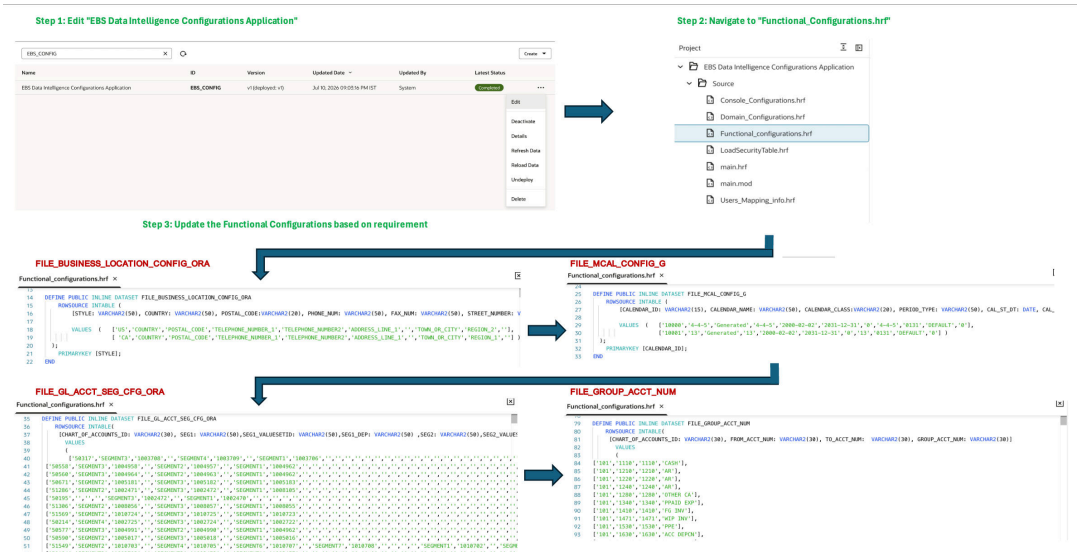

Examples of inline datasets in Functional_configurations.hrf

Copyright © 2026, Oracle and/or its affiliates.



Console_Configurations.hrf with inline datasets for configuration

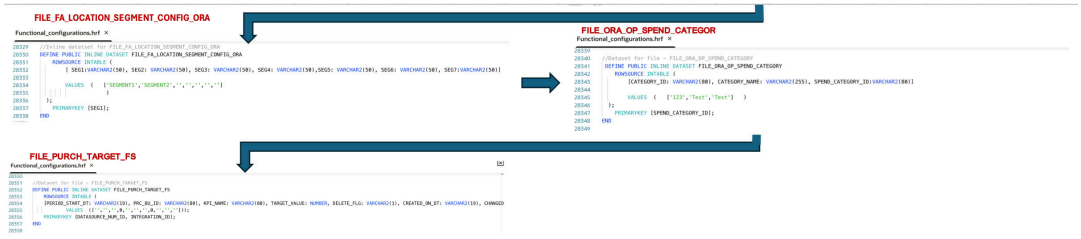

3. In the EBS_CONFIG DA Script application, navigate to **Console_Configurations.hrf**. In the **C_DWGLOBAL_PARAMS_VL_DS_IN** inline dataset, update the **Global Currencies/ Rate Types** according to the required configuration.
4. Review the parameters in the **C_PARAMETER_VALUE_FORMATTER_V_DS_IN** inline dataset and update the parameter values as required.
5. Open the EBS_PARAMETERS DA Script application and update the applicable parameters based on your business requirements. The default value of **DATASOURCE_NUM_ID** is 310; modify it if required.

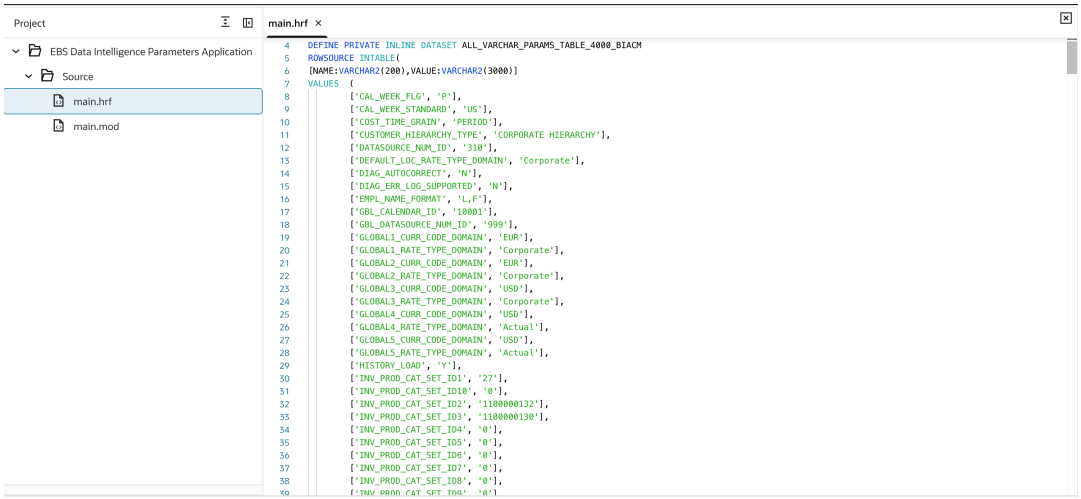

Copyright © 2026, Oracle and/or its affiliates.

Update the User Security Configurations

If any of the users flowing from the Oracle E-Business Suite source need to be remapped to the users in the identity provider such as Oracle Cloud Infrastructure Identity and Access Management (IAM) identity domains or Oracle Identity Cloud Service, you can update the mapping information.

Complete these:

1. In Oracle Fusion Data Intelligence, navigate to the Data Applications page.
2. Open **EBS Data Intelligence Configurations Application (EBS_CONFIG)** and navigate to **user_mapping_info.hrf**.
3. In the **SRC_U_NAME** table, remap the applicable users. This table lists the users flowing from the Oracle E-Business Suite source and **USERNAME** is the corresponding mapped user from the identity provider.

Users_Mapping_info.hrf ×

```
1  // Replace the example email IDs below with the respective user's email ID.
2
3
4  DEFINE PRIVATE INLINE DATASET SEC_USER_MAPPING_TABLE
5  ROWSOURCE INTABLE(
6  [SRC_U_NAME:VARCHAR2(200),USERNAME:VARCHAR2(200)]
7  VALUES  (
8  [ '444SECEXEC01','firstname.lastname@oracle.com'],
9  [ '222SUPERUSER100','steve.harvey@oracle.com']
10 )
11 );
12
13 PRIMARYKEY [SRC_U_NAME,USERNAME];
14 END
```

Deploy the Data Augmentation Script Applications

After completing the bundle deployments and functional configurations, activate and deploy the Data Augmentation Script applications in the specified sequence.

Deploy these in the following mandatory sequence:

1. Parameters Application (EBS PARAMETERS)
2. Custom Security Application (EBS CUSTOM SEC)
3. EBS Configurations Application (EBS CONFIG)
4. Source Domain Application (EBS DOMAINS)
5. EBS Common

Deploy these module-specific Data Augmentation Script applications in any order based on dependencies:

- EBS GL
- EBS AP
- EBS AR

Copyright © 2026, Oracle and/or its affiliates.

- EBS FA
- EBS EE
- EBS SLA
- EBS PR
- EBS PROC
- EBS PROJECTS

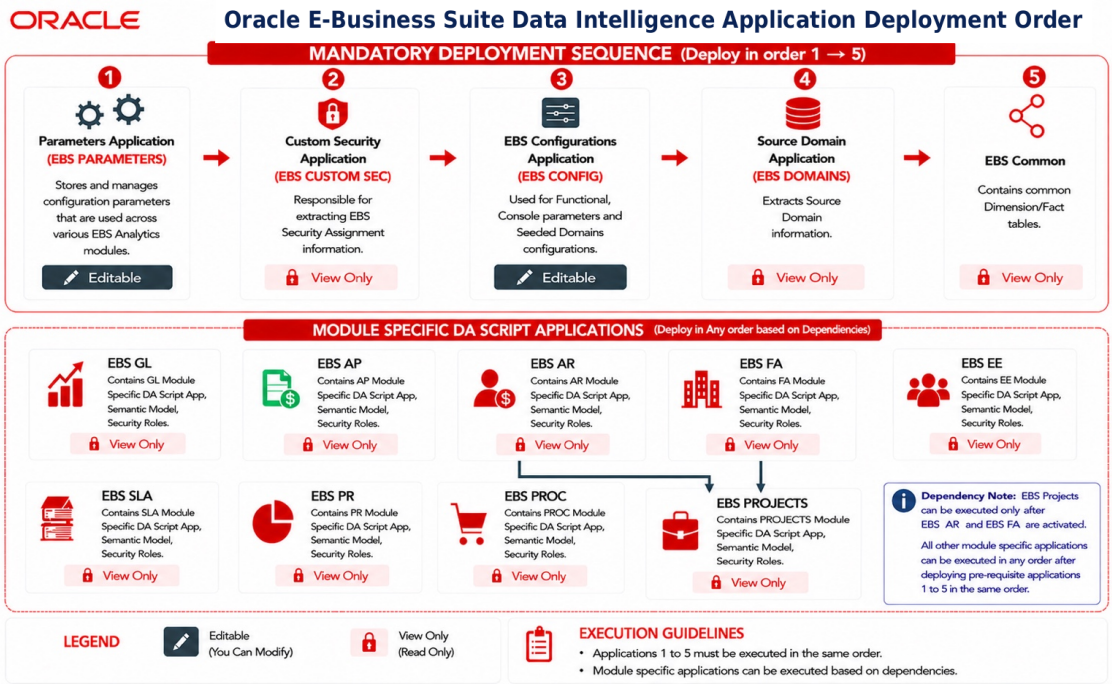

Review and Update the Functional Configurations

Setting up Oracle E-Business Suite Data Intelligence involves few functional configurations to ensure accurate reporting, data consistency, and reliable insights.

Review each configuration and update it as required to align with your business and implementation requirements. Following are the primary configuration areas:

- Asset Category Dimension Configuration
  (FILE_FA_CATEGORY_SEGMENT_CONFIG_ORA)
- Asset Location Dimension Configuration
  (FILE_FA_LOCATION_SEGMENT_CONFIG_ORA)
- Assigning UNSPSC codes to Products (FILE_UNSPSC, FILE_ITEM_TO_UNSPSC_UPDATE)
- Business Location Configuration (FILE_BUSINESS_LOCATION_CONFIG_ORA)
- Country Code Configuration (FILE_GEO_COUNTRY)
- Country Code Configuration (C_DWGLOBAL_PARAMS_VL_DS_IN)
- Customer Costs Lines and Product Costs Lines Tables Configuration
  (FILE_CUSTOMER_COST_LINE_FS, FILE_PRODUCT_COST_LINE_FS)

Copyright © 2026, Oracle and/or its affiliates.

- Enterprise Calendars Configuration
- GL Account and GL Segments Configuration (FILE_GL_ACCT_SEG_CFG_ORA)
- Group Account Configuration (FILE_GROUP_ACCT_NUM)
- Initial Extract Date Configuration
- Purchasing Targets Configuration (FILE_PURCH_TARGET_FS)
- Slowly Changing Dimension Configuration
- Soft delete logic Configuration
- Spend Categories Configuration (FILE_ORA_OP_SPEND_CATEGORY)
- Warehouse Generated Calendars Configuration (FILE_MCAL_CONFIG_G)

About Project Budget Fact

The Budget Fact table (W_PROJ_BUDGET_F) stores baselined budget information extracted from Oracle E-Business Suite.

The grain of this fact table is Budget Line, with each record representing an individual budget line.

Only baselined budgets are extracted into the EBS Data Intelligence Analytics Warehouse. Once loaded, existing records in the Budget Fact table are not updated. During incremental runs, only new budget line records are inserted, ensuring that previously loaded baselined budgets remain unchanged.

The associated budget master data is stored in the Budget Dimension table (W_PROJ_BUDGET_D).

Budget Metric Filters

A project can have multiple budgets and multiple versions for each budget type in Oracle E-Business Suite. To ensure that budget metrics return a single, consistent set of values, predefined filters are applied to the exposed budget metrics.

Approved Budget Type

A project can have only one Approved Cost Budget and one Approved Revenue Budget at any given time.

Accordingly:

- Cost Budget metrics are filtered to include only the budget marked as **Approved Cost Budget**.
- Revenue Budget metrics are filtered to include only the budget marked as **Approved Revenue Budget**.

These filters ensure that budget metrics are calculated using a single approved budget for each budget category.

Current or Original Budget Versions

Each project forecast can have multiple budget versions. The Current Version and Original Version may differ depending on project updates.

To support reporting on a single version, separate metrics are provided for:

Copyright © 2026, Oracle and/or its affiliates.

- Current Budget Version
- Original Budget Version

The Current Version and Original Version flags are automatically assigned in the source application when a forecast is baselined. These flags can also be updated manually by users in Oracle E-Business Suite.

Reporting on Other Budget Types and Versions

Users can report on budget types or versions other than the approved, current, or original versions by using the unfiltered metrics from the Project Budget Fact table.

To avoid duplicate or inconsistent results, reports using these unfiltered metrics should include filters on the following attributes from the **Project Budget Version** dimension:

- **Budget Type**
- **Budget Version**

Applying these filters ensures that the report returns data for a single budget type and version.

Budget Type Configuration Prerequisite

Before running the ETL process for the first time, configure the approved budget types in Oracle E-Business Suite.

Navigate to the Financial Plan Type page in the HTML application and specify:

- **Approved Cost Budget Type**
- **Approved Revenue Budget Type**

This configuration enables the ETL process to correctly identify and load the approved budget data used by the predefined budget metrics.

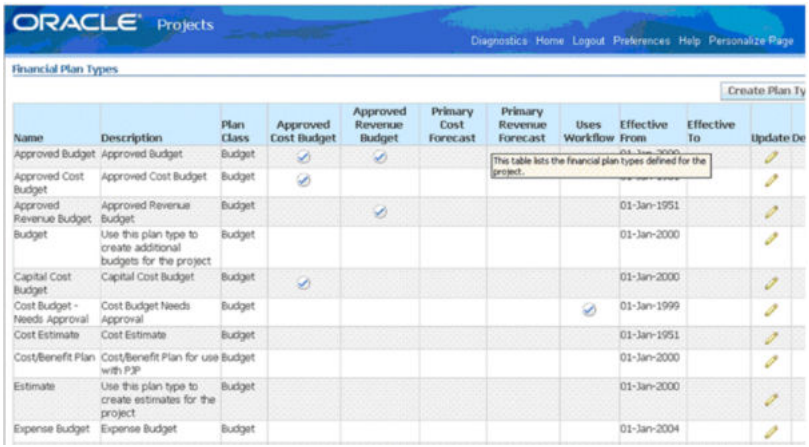

Budget Fact Canonical Dates

The Budget Fact table contains two sets of accounting date and accounting period surrogate keys to support reporting by either the Project Accounting (PA) Calendar or the General Ledger (GL) Calendar, depending on how the budget is time-phased.

Copyright © 2026, Oracle and/or its affiliates.

Project Accounting (PA) Calendar Dates

The following columns represent the Project Accounting calendar:

- **PROJ_ACCT_START_DT_WID**
- **PROJ_ACCT_END_DT_WID**
- **PROJ_PERIOD_WID**

For budgets that are time-phased using the Project Accounting (PA) Calendar, the **PROJ_ACCT_START_DT_WID** and **PROJ_ACCT_END_DT_WID** columns are populated from the **START_DATE** and **END_DATE** of the budget line. The **PROJ_PERIOD_WID** identifies the corresponding PA accounting period.

General Ledger (GL) Calendar Dates

The following columns represent the General Ledger calendar:

- **GL_ACCT_START_DT_WID**
- **GL_ACCT_END_DT_WID**
- **GL_PERIOD_WID**

For budgets that are time-phased using the General Ledger (GL) Calendar, the **GL_ACCT_START_DT_WID** and **GL_ACCT_END_DT_WID** columns are populated directly from the **START_DATE** and **END_DATE** of the budget line, while **GL_PERIOD_WID** identifies the corresponding GL accounting period.

For budgets with **Time Phase** set to **Project Accounting (P)**, **No Time Phase (N)**, or **Date Range (R)**:

- **GL_ACCT_START_DT_WID** and **GL_PERIOD_WID** are derived using the **START_DATE** of the budget line.
- The ETL resolves these values by selecting the GL accounting period that contains the budget line **START_DATE**, based on the associated GL Calendar identified by **GL_MCAL_CAL_WID**.

Budget Fact Assumption

This implementation assumes that, for budgets with **Time Phase** values **P**, **N**, or **R**, the budget line **START_DATE** falls within a valid accounting period in the associated General Ledger Calendar defined in the Oracle E-Business Suite source system.

About Project Commitment Fact

The following topics describe the Project Commitment fact.

Topics:

- Project Commitments
- Commitment Snapshot Configuration

Copyright © 2026, Oracle and/or its affiliates.

Project Commitments

Project Analytics for Oracle E-Business Suite provides the Project Commitments subject area, enabling users to analyze and report on project commitment information throughout the procurement lifecycle.

Project commitments include raw and burdened quantities and amounts for the following transaction types:

- Requisitions
- Purchase Orders
- Supplier Invoices

These metrics can be analyzed across multiple business dimensions, including:

- Organization
- Project
- Task
- Resource
- Supplier
- Associated hierarchies

The subject area also supports reporting at the individual commitment document level, allowing users to track commitments for specific procurement documents.

Project Commitments Star Schema

The Oracle E-Business Suite Data Intelligence includes a dedicated Project Commitments star schema to support this subject area.

At the center of the schema is the Project Commitment Fact table (W_PROJ_COMMITMENT_F), which stores the latest commitment information extracted from the Oracle E-Business Suite transactional table PA_COMMITMENT_TXNS.

The fact table contains measures for:

- Total commitment amount
- Commitment quantity
- Raw commitment amount
- Burdened commitment amount

These measures are available for requisitions, purchase orders, and supplier invoices.

Commitment Snapshot Configuration

Oracle E-Business Suite Data Intelligence maintains a historical snapshot in the Project Commitment Snapshot Fact table (W_PROJ_COMMITMENT_SNP_F) because commitment data is transactional and continuously changes over time.

The frequency at which snapshot records are retained is controlled by the ETL parameter **PROJ_COMMITMENT_GRAIN**, which is configured through the Functional Setup Manager (FSM).

Copyright © 2026, Oracle and/or its affiliates.

Supported Snapshot Granularity

The **PROJ_COMMITMENT_GRAIN** parameter supports the following values:

- **WEEK**
- **MONTH**
- **QUARTER**
- **YEAR**

The selected value determines the level of historical snapshots retained in the snapshot fact table.

For example, when:

```
PROJ_COMMITMENT_GRAIN = WEEK
```

The snapshot table stores one snapshot per calendar week. If the ETL process runs multiple times during the same week, each execution updates the existing weekly snapshot. At the end of the week, the final snapshot is retained. A new snapshot record is created during the first ETL run of the following week.

Similarly, when the parameter is configured for **MONTH**, **QUARTER**, or **YEAR**, only one snapshot is retained for each corresponding time period.

Commitment Snapshot Default Configuration

The snapshot granularity is configured in EBS_PARAMETERS DA Script application. If no value is specified, the default snapshot granularity is **WEEK**.

About Project Cost & Revenue Fact

The following topics describe the Project Cost and Revenue Facts.

Topics:

- Project Cost Fact
- Project Expenditure Fact
- Cost Fact Canonical Dates
- Project Cost Aggregate Table
- Configuring Project Cost Aggregation Level
- Project Revenue Fact
- Revenue Header Fact
- Revenue Fact Canonical Date
- Revenue Fact Staging Table
- Revenue Fact Multicurrency Support
- Project Revenue Aggregate Table
- Configuring Project Revenue Aggregation Level

Copyright © 2026, Oracle and/or its affiliates.

Project Cost Fact

Actual project costs are extracted from the Cost Distribution Lines table in the Oracle E-Business Suite Project Costing module and loaded into the Project Cost Line Fact table (W_PROJ_COST_LINE_F).

For the Oracle E-Business Suite source systems, the Transaction Currency stored in the fact table corresponds to the Document Currency of the source transaction.

Project Cost ETL Prerequisites

Before activating the EBS_PROJECTS DA script application, the required Oracle E-Business Suite concurrent programs for cost distribution must be completed.

Typical programs include:

- PRC: Distribute Labor Costs
- PRC: Distribute Usage and Miscellaneous Costs

Running these programs ensures that cost distribution data is available for extraction.

Important: If the cost distribution process is not executed before each incremental run, the Project Cost Line Fact and Project Expenditure Fact tables may become unsynchronized because newly created expenditure items will not yet have corresponding cost distribution records.

Project Expenditure Fact

The Project Expenditure Fact table (W_PROJ_EXP_LINE_F) is populated from the PA_EXPENDITURE_ITEMS_ALL table and contains expenditure transactions prior to cost distribution.

This fact is intended for organizations that do not distribute project expenditures on a daily basis but require near real-time reporting on expenditure activity.

Unlike the Cost Fact:

- Expenditure records do not contain a General Ledger (GL) Date.
- GL accounting information is assigned only during the cost distribution process.
- Consequently, expenditure data can be analyzed using the Enterprise Calendar, but not the GL Calendar.
- Expenditure transactions also cannot be analyzed by GL Account, since the GL account is assigned only after distribution.

Cost Fact Canonical Dates

The Cost and Expenditure fact tables use different canonical dates.

Topics:

- Cost Fact
- Expenditure Fact
- Multi-Calendar Support

Copyright © 2026, Oracle and/or its affiliates.

Cost Fact

The canonical date for the Project Cost Line Fact is derived from:

- **PRVDR_GL_DATE** in the Cost Distribution Line table.

Expenditure Fact

The canonical date for the Project Expenditure Fact is derived from:

- **EXPENDITURE_DATE** in the Expenditure Items table.

Multi-Calendar Support

The Oracle E-Business Suite Data Intelligence supports multiple fiscal calendars across organizations. To ensure consistent fiscal reporting, all records in a report should reference the same fiscal calendar.

For this reason, standard reports are filtered by **Project Business Unit**.

To align all cost records within a Project Business Unit to a single calendar:

- **RCVR_GL_DATE** populates **GL_ACCOUNTING_DT_WID**
- **RCVR_PA_DATE** populates **PROJ_ACCOUNTING_DT_WID**

These dates ensure consistent reporting across Fiscal Calendar dimensions.

Cost data can also be analyzed using the Enterprise Calendar, regardless of the Expenditure Operating Unit.

Project Cost Aggregate Table

The Project Cost Aggregate table (W_PROJ_COST_A) stores summarized project cost distribution data.

The aggregate table should be configured before:

- The initial ETL execution
- All subsequent incremental ETL runs

Configuring Project Cost Aggregation Level

Before activating the EBS_PROJECTS DA script application, configure the **COST_TIME_GRAIN** parameter in **EBS_CONFIG → Console_Configurations.hrf → C_PARAMETER_VALUE_FORMATTER_V_DS_IN**.

Supported values are:

- **PERIOD** (Default)
- **QUARTER**
- **YEAR**

The selected value determines the time granularity used by the Project Cost Aggregate table.

Copyright © 2026, Oracle and/or its affiliates.

Project Revenue Fact

Actual project revenue transactions are extracted from the following Oracle E-Business Suite tables:

- PA_CUST_REV_DISTRIB_LINES_ALL
- PA_CUST_EVENT_DIST_ALL

These records are loaded into the Project Revenue Line Fact table (W_PROJ_REVENUE_LINE_F).

For the Oracle E-Business Suite source systems, the Revenue Transaction Currency Code corresponds to the Document Currency Code of the source transaction.

Revenue Header Fact

The Project Revenue Header Fact table (W_PROJ_REVENUE_HDR_F) is primarily populated from the PA_DRAFT_REVENUES table.

In addition to header-level information, this table stores aggregated revenue measures derived from the Revenue Line Fact, including:

- Revenue Amount
- Bill Amount
- Other summarized revenue metrics

Revenue Fact Canonical Date

The canonical date for both revenue fact tables is derived from the **GL_DATE** column in the PA_DRAFT_REVENUES table.

Revenue Fact Staging Table

A common staging table is used during ETL to populate both:

- Project Revenue Line Fact (W_PROJ_REVENUE_LINE_F)
- Project Revenue Header Fact (W_PROJ_REVENUE_HDR_F)

This staging process ensures consistent loading of both fact tables.

Revenue Fact Multicurrency Support

Certain revenue metrics are available only in Local Currency and Global Currencies.

Examples include:

- Unearned Revenue
- Unbilled Receivables
- Realized Gains
- Realized Losses

To support multicurrency reporting, both W_PROJ_REVENUE_LINE_F and W_PROJ_REVENUE_HDR_F contain dedicated columns for storing revenue amounts in multiple global currencies.

Copyright © 2026, Oracle and/or its affiliates.

Project Revenue Aggregate Table

The Project Revenue Aggregate table (W_PROJ_REVENUE_A) stores summarized project revenue distribution information.

Like the Cost Aggregate table, it must be configured before:

- The initial ETL run
- Subsequent incremental ETL runs

Configuring Project Revenue Aggregation Level

Configure the **REVENUE_TIME_GRAIN** parameter in **EBS_CONFIG → Console_Configurations.hrf → C_PARAMETER_VALUE_FORMATTER_V_DS_IN** before activating the EBS_PROJECTS DA script application.

Supported values are:

- **PERIOD** (Default)
- **QUARTER**
- **YEAR**

The selected value determines the time aggregation level used in the Project Revenue Aggregate table.

About Project Forecast Fact

The Forecast Fact table is populated from the PA_BUDGET_LINES table in Oracle E-Business Suite. During the ETL process, a filter is applied to the Budget Version data to extract only baselined forecast versions.

The grain of the Forecast Fact table is Forecast Line, with each record representing an individual forecast line.

Only baselined forecasts are loaded into Oracle E-Business Suite Data Intelligence. Once loaded, existing forecast records are not updated. During incremental ETL runs, only new baselined forecast line records are inserted into the Forecast Fact table, preserving the historical snapshot of previously loaded forecast data.

Forecast Metric Filters

A project can have multiple forecasts and multiple versions for each forecast type in Oracle E-Business Suite. To ensure that forecast metrics return a single, consistent set of values, predefined filters are applied to the exposed forecast metrics.

Primary Forecast Type

A project can have only one **Primary Cost Forecast** and one **Primary Revenue Forecast** at any given time. Accordingly:

- **Cost Forecast** metrics are filtered to include only the forecast designated as the **Primary Cost Forecast**.
- **Revenue Forecast** metrics are filtered to include only the forecast designated as the **Primary Revenue Forecast**.

Copyright © 2026, Oracle and/or its affiliates.

These filters ensure that forecast metrics are calculated using a single primary forecast for each forecast category.

Current and Original Forecast Versions

Each project can have multiple versions of the same forecast. To enable reporting on a single version, separate metrics are provided for:

- **Current Forecast Version**
- **Original Forecast Version**

The **Current Version** and **Original Version** flags are automatically assigned in the source application when a forecast is baselined. These flags can also be updated manually by users in Oracle E-Business Suite.

Reporting on Other Forecast Types and Versions

Users can report on forecast types or versions other than the primary, current, or original versions by using the unfiltered metrics from the **Project Forecast Fact** table.

To avoid duplicate or inconsistent results, reports using these unfiltered metrics should include filters on the following attributes from the **Project Forecast Version** dimension:

- **Forecast Type**
- **Forecast Version**

Applying these filters ensures that the report returns data for a single forecast type and version.

Forecast Configuration Prerequisite

Before running the **EBS_PROJECTS** DA script application for the first time, configure the primary forecast types in Oracle E-Business Suite by navigating to the **Financial Plan Type** page in the HTML application and specifying:

- **Primary Cost Forecast Type**
- **Primary Revenue Forecast Type**

This configuration enables the ETL process to correctly identify and load the primary forecast data used by the predefined forecast metrics.

Forecast Fact Canonical Dates

The Forecast Fact table contains two sets of accounting date and accounting period surrogate keys to support reporting by either the Project Accounting (PA) Calendar or the General Ledger (GL) Calendar, depending on how the forecast is time-phased.

Project Accounting (PA) Calendar Dates

The following columns represent the Project Accounting calendar:

- **PROJ_ACCT_START_DT_WID**
- **PROJ_ACCT_END_DT_WID**
- **PROJ_PERIOD_WID**

For forecasts that are time-phased using the **Project Accounting (PA) Calendar**, the **PROJ_ACCT_START_DT_WID** and **PROJ_ACCT_END_DT_WID** columns are populated

Copyright © 2026, Oracle and/or its affiliates.

from the **START_DATE** and **END_DATE** of the forecast line. The **PROJ_PERIOD_WID** identifies the corresponding PA accounting period.

General Ledger (GL) Calendar Dates

The following columns represent the General Ledger calendar:

- **GL_ACCT_START_DT_WID**
- **GL_ACCT_END_DT_WID**
- **GL_PERIOD_WID**

For forecasts that are time-phased using the **General Ledger (GL) Calendar**, the **GL_ACCT_START_DT_WID** and **GL_ACCT_END_DT_WID** columns are populated directly from the **START_DATE** and **END_DATE** of the forecast line. The **GL_PERIOD_WID** identifies the corresponding GL accounting period.

For forecasts with **Time Phase** set to **Project Accounting (P)**, **No Time Phase (N)**, or **Date Range (R)**:

- **GL_ACCT_START_DT_WID** and **GL_PERIOD_WID** are derived using the **START_DATE** of the forecast line.
- The ETL resolves these values by selecting the **GL accounting period** that contains the forecast line **START_DATE**, based on the associated **General Ledger Calendar**.

Forecast Assumption

This implementation assumes that, for forecasts with **Time Phase** values **P**, **N**, or **R**, the forecast line **START_DATE** always falls within a valid accounting period in the corresponding **General Ledger Calendar** defined in the Oracle E-Business Suite source system.

About Project Invoice Fact

The Invoice Line Fact table (W_PROJ_INVOICE_LINE_F) stores line-level invoice information extracted from the Invoice Line table (PA_DRAFT_INVOICE_ITEMS) in the Oracle E-Business Suite Billing module.

This fact table includes invoice lines for invoices at every stage of the invoice lifecycle, including creation, approval, release, transfer, and other processing stages. As a result, it provides a comprehensive view of invoice activity throughout the billing process.

In addition to line-level details, selected header-level attributes from the Invoice Header table (PA_DRAFT_INVOICES_ALL) are denormalized into the Invoice Line Fact. These include:

- **GL Date**
- **PA Date**
- **Write-Off Flag**
- **Concession Flag**
- **Cancelled Flag**
- **Retention Invoice Flag**

For Oracle E-Business Suite source systems, the Invoice Currency in the Invoice Line Fact corresponds to the Document Currency of the invoice.

Copyright © 2026, Oracle and/or its affiliates.

About the Project Funding Fact

The following topics describe the Project Funding fact.

Topics:

- Project Funding
- Project Funding Domains
- Funding Fact Canonical Date

Project Funding

Project funding is tracked at the Funding Line level, where each funding line represents an allocation made to a project or task.

The Project Funding Line Fact table (W_PROJ_FUNDING_LINE_F) stores line-level funding information extracted from the PA_PROJECT_FUNDINGS table in the Oracle E-Business Suite Billing module.

Funding Header Fact

Additional funding metrics that are not available at the funding line level are extracted from the PA_SUMMARY_PROJECT_FUNDINGS table and stored in the Project Funding Header Fact table (W_PROJ_FUNDING_HDR_F).

These header-level metrics include:

- Unbaselined Amount
- Baselined Amount
- Invoiced Amount
- Revenue Accrued

Before activating the EBS_PROJECTS DA Script application, the following concurrent program must be executed in Oracle E-Business Suite to refresh the summary funding data:

PRC: Refresh Project Summary Amounts

Running this process ensures that the summary funding information is up to date before it is extracted into the analytics warehouse.

Project Funding Domains

The Project Funding subject area uses the following domains:

- Project Funding Category
- Project Funding Level

Project Funding Category

The **Project_Funding_Category** domain is used to classify different funding allocation types.

Copyright © 2026, Oracle and/or its affiliates.

Project Funding Level

The **Project_Funding_Level** domain identifies whether a funding line is associated with a Project or a Task. This domain is provided as a flat file lookup and is not referenced by any of the default predefined metrics.

Funding Fact Canonical Date

Oracle E-Business Suite does not populate a GL Date for funding transactions. To enable reporting using the General Ledger calendar, EBS Data Intelligence Analytics Warehouse derives the GL Date from the Funding Allocation Date.

The derived GL Date is resolved using the General Ledger Calendar associated with the project's Operating Unit (OU).

Using the Funding Allocation Date as the GL Date enables cross-functional reporting across subject areas that rely on the General Ledger calendar. For example, users can analyze project funding alongside project billing by Fiscal Year or other GL accounting periods.

Organizations that do not require GL calendar-based analysis can alternatively perform reporting using the Enterprise Calendar.

The derived GL Date (Funding Allocation Date) serves as the canonical date for the Project Funding fact tables and is also used for global currency exchange rate calculations.

Asset Category Dimension Configuration

Asset Category in the Oracle E-Business Suite Fixed Assets application is defined using a Key Flexfield (KFF). Because the KFF can be configured differently for each implementation, the segment used to represent asset category attributes may vary across source systems.

The FILE_FA_CATEGORY_SEGMENT_CONFIG_ORA inline dataset is used to map the Asset Category KFF segments in EBS to the corresponding columns in the Asset Category dimension (DW_EB_X_EBS_FA_W_ASSET_CATEGORY_D) in Oracle E-Business Suite Data Intelligence.

Important: Configure this inline dataset before deploying the EBS_FA DA Script application. During pipeline execution, this configuration determines which EBS KFF segments are loaded into the corresponding columns of the Asset Category dimension.

About the Mapping File for the Asset Category Dimension

The FILE_FA_CATEGORY_SEGMENT_CONFIG_ORA inline dataset defines the mapping between the Asset Category KFF segments in Oracle E-Business Suite and the Asset Category dimension columns in the analytics warehouse.

The mapping includes:

- **MAJOR_CATEGORY** – Specifies the KFF segment that represents the major asset category.
- **MINOR_CATEGORY** – Specifies the KFF segment that represents the minor asset category.
- **SEG1** through **SEG7** – Map the EBS KFF segments to the corresponding segment columns in the DW_EB_X_EBS_FA_W_ASSET_CATEGORY_D dimension table.

Leave any field blank if no mapping is required.

Copyright © 2026, Oracle and/or its affiliates.

Configure the Inline Dataset for the Asset Category Dimension

Use these steps to configure the inline dataset for the category dimension.

1. Edit the **EBS_CONFIG DA Script** application.
2. Navigate to the **Functional_configurations.hrf** → **FILE_FA_CATEGORY_SEGMENT_CONFIG_ORA** inline dataset.
3. Enter the mapping between the EBS Asset Category KFF segments and the warehouse Asset Category dimension columns.
4. Populate the **MAJOR_CATEGORY** and **MINOR_CATEGORY** columns with the KFF segment numbers that represent the major and minor asset categories.
5. Populate the **SEG1** through **SEG7** columns with the corresponding EBS KFF segment numbers.
6. Leave any unmapped fields blank.
7. Save the inline dataset.

Asset Category Dimension Configuration Example

Assume the Asset Category dimension in the analytics warehouse stores the following values:

Warehouse Column	Business Meaning
W_ASSET_CATEGORY_D.MAJOR_CATEGORY	Major Category (for example, **COMPUTER**)
W_ASSET_CATEGORY_D.MINOR_CATEGORY	Minor Category (for example, **LAPTOP** or **DESKTOP**)
W_ASSET_CATEGORY_D.SEGMENT1	Major Category
W_ASSET_CATEGORY_D.SEGMENT2	Minor Category

In your Oracle E-Business Suite implementation, the Asset Category KFF is configured as follows:

EBS KFF Segment	Business Meaning
FA_CATEGORIES_B.SEGMENT1	Not used
FA_CATEGORIES_B.SEGMENT2	Major Category
FA_CATEGORIES_B.SEGMENT3	Minor Category

Configure the FILE_FA_CATEGORY_SEGMENT_CONFIG_ORA inline dataset as shown below:

MAJOR_CATEGORY	MINOR_CATEGORY	SEG1	SEG2	SEG3	SEG4	SEG5	Etc
SEGMENT2	SEGMENT3	SEGMENT2	SEGMENT3	NA	NA	NA	NA

Copyright © 2026, Oracle and/or its affiliates.

Asset Location Dimension Configuration

Asset Location in Oracle E-Business Suite Fixed Assets is defined using a Key Flexfield (KFF). Because each implementation can configure the KFF differently, the order and meaning of the location segments may vary between source systems.

For example:

Source System	Segment 1	Segment 2	Segment 3	Segment 4
System A	Country	State	City	Address
System B	Address	City	State	Country

To ensure that asset location data is loaded correctly into Oracle E-Business Suite Data Intelligence, you must define how the EBS KFF segments map to the warehouse asset location dimension.

The inline dataset FILE_FA_LOCATION_SEGMENT_CONFIG_ORA is used to configure this mapping.

Important: Configure this inline dataset before deploying the EBS_FA DA Script application.

About the Mapping File for the Asset Location Dimension

The FILE_FA_LOCATION_SEGMENT_CONFIG_ORA inline dataset maps the Location KFF segments from Oracle E-Business Suite to the corresponding segment columns in the DW_EB_X_EBS_W_ASSET_LOCATION_D dimension table in Oracle E-Business Suite Data Intelligence.

Configure the Inline Dataset for the Asset Location Dimension

Use these steps to configure the inline dataset for the location dimension.

1. Edit the **EBS_CONFIG** DA Script application
2. Navigate to the **Functional_configurations.hrf** → **FILE_FA_LOCATION_SEGMENT_CONFIG_ORA** inline dataset
3. Configure the mapping between the **Oracle E-Business Suite Location Key Flexfield (KFF) segments** and the corresponding **Asset Location dimension (DW_EB_X_EBS_FA_W_ASSET_LOCATION_D)** segment columns in Oracle E-Business Suite Data Intelligence.

The columns **SEG1** through **SEG7** represent the segment columns in the **DW_EB_X_EBS_W_ASSET_LOCATION_D** dimension table.

For each warehouse segment:

- Enter the corresponding EBS Location KFF segment number.
- Leave the field blank if no corresponding KFF segment exists.

Asset Location Dimension Configuration Example

Assume the warehouse stores asset location information as follows:

Copyright © 2026, Oracle and/or its affiliates.

Warehouse Column	Business Meaning
W_ASSET_LOCATION_D.SEGMENT1	Country
W_ASSET_LOCATION_D.SEGMENT2	State
W_ASSET_LOCATION_D.SEGMENT3	County
W_ASSET_LOCATION_D.SEGMENT4	City
W_ASSET_LOCATION_D.SEGMENT5	Address

The EBS Location KFF is configured as follows:

EBS KFF Segment	Business Meaning
FA_LOCATIONS.SEGMENT1	Country
FA_LOCATIONS.SEGMENT2	State
FA_LOCATIONS.SEGMENT3	City
FA_LOCATIONS.SEGMENT4	Address

In this implementation, County is not defined in the EBS Location KFF.

Configure FILE_FA_LOCATION_SEGMENT_CONFIG_ORA as shown below:

SEG1	SEG2	SEG3	SEG4	SEG5	SEG6	SEG7
SEGMENT1	SEGMENT2	<Empty>	SEGMENT3	SEGMENT4	NA	NA

Assigning UNSPSC codes to Products

Assign UNSPSC codes to products and commodities to standardize classification for reporting and analysis.

FILE_UNSPSC:

Users can assign United Nations Standard Products and Services Code (UNSPSC) codes to products and commodities within Oracle E-Business Suite Data Intelligence.

UNSPSC is a globally recognized, open standard that enables consistent and accurate classification of products and services across industries. This classification improves reporting, analysis, and data consistency.

UNSPSC codes must be configured using the inline dataset FILE_UNSPSC.

This dataset is used to map products and commodities to their corresponding UNSPSC codes, ensuring standardized classification within the data warehouse.

The below figure illustrates a sample extract containing UNSPSC data. In this example, the UNSPSC code assigned to **Cats** is **10101501**, and the UNSPSC code assigned to **Dogs** is **10101502**

Copyright © 2026, Oracle and/or its affiliates.

SEGMENT_CODE	SEGMENT_NAME	FAMILY_CODE	FAMILY_NAME	CLASS_CODE	CLASS_NAME	COMMODITY_CODE	COMMODITY_NAME
10000000	Live Plant and Anima	10100000	Live animals	10101500	Livestock	10101501	Cats
10000000	Live Plant and Anima	10100000	Live animals	10101500	Livestock	10101502	Dogs

FUNCTION_CODE	FUNCTION_NAME	HIERARCHY_CODE	HIERARCHY_NAME	DATASOURCE_NUM_ID	TENANT_ID	UNSPSC_CODE
100004	Cats	UNSPSC_CODE	UNSPSC Code	200	Null	10101501
100005	Dogs	UNSPSC_CODE	UNSPSC Code	200	Null	10101502

FILE_ITEM_TO_UNSPSC_UPDATE:

Classify each product in FILE_ITEM_TO_UNSPSC_UPDATE by assigning the appropriate UNSPSC Code.

The assigned code must be entered into the **UNSPSC_CODE** column.

A list of UNSPSC Codes can be found in FILE_UNSPSC inline dataset

For example, you might assign UNSPSC Code **10124708** to **PRODUCT1** and UNSPSC Code **1010A** to **PRODUCT2**. After editing, the Inline dataset might contain the following data:

PRODUCT_ID	PRODUCT_NAME	PART_NUMBER	UNSPSC_CODE	DATASOURCE_NUM_ID
1-2IBV	PRODUCT1	5142	10124708	200
1002A	PRODUCT2	5142	1010A	200

Product ID, Product Name are Inventory Product ID and Name.

Part Number is SEGMENT1 column of MTL_SYSTEM_ITEMS_B.

Configure the Inline Dataset with UNSPSC Codes

Use these steps to configure the inline dataset with UNSPSC codes.

1. Open the **EBS_CONFIG** DA Script application
2. Navigate to **Functional_configurations.hrf**
3. Locate the inline datasets:
   - **FILE_UNSPSC**
   - **FILE_ITEM_TO_UNSPSC_UPDATE**
4. Update the inline datasets according to the defined business requirements.

Business Location Configuration

The following topics describe the business location configuration.

Topics:

- Business Location Configuration Overview
- Configure the Inline Dataset for the Business Location

Copyright © 2026, Oracle and/or its affiliates.

Business Location Configuration Overview

The Business Location Configuration defines the rules and structure used to map business location data received from external or source systems into a standardized format required by the application.

The Configuration must be maintained and updated within the dataset FILE_BUSINESS_LOCATION_CONFIG_ORA.

This dataset FILE_BUSINESS_LOCATION_CONFIG_ORA serves as a mapping configuration table for business location data.

This dataset does not store actual business location values. Instead, it contains metadata that defines how source fields should be mapped to target attributes within the system.

Column Details:

STYLE - Country code like US, CA)

COUNTRY - Source column for country

POSTAL_CODE VARCHAR2(20) Source column for postal/ZIP code

PHONE_NUM - Source column for primary phone number

FAX_NUM - Source column for fax/secondary phone

STREET_NUMBER - Source column for address line

STREET_NAME - Source column for street name

CITY_NAME - Source column for city

STATE_PROVINCE - Source column for state or province

REGION - Additional regional mapping

Configure the Inline Dataset for the Business Location

Use these steps to configure the inline dataset for the business location.

1. Open the **EBS_CONFIG** DA Script application
2. Navigate to **Functional_configurations.hrf**
3. Locate the inline dataset: **FILE_BUSINESS_LOCATION_CONFIG_ORA**
4. Update the inline datasets according to the defined business requirements.

Country Code Configuration

The FILE_GEO_COUNTRY dataset is an inline dataset that stores standardized country information used across Oracle E-Business Suite Data Intelligence.

It provides a centralized mapping of country codes, ISO standards, and territory information to ensure consistent country identification and reporting across data integration processes.

This dataset serves as a lookup/reference table for country-related attributes and can be used during data transformations, validations, and reporting.

Copyright © 2026, Oracle and/or its affiliates.

Country Code Column Definitions

The following table describes the column definitions for the Country Code configuration.

Column	Data Type	Description
COUNTRY_CODE	VARCHAR2(50)	Source or application-specific country code used for identifying a country.
ISO_COUNTRY_CODE	VARCHAR2(2)	Two-character ISO 3166-1 Alpha-2 country code (for example, US, IN, GB).
COUNTRY_NAME	VARCHAR2(255)	Official country name corresponding to the country code.
ISO_NUMERICAL_CODE	VARCHAR2(3)	Three-digit ISO 3166-1 numeric country code (for example, 840 for the United States, 356 for India).
ISO_ALPHA3_CODE	VARCHAR2(3)	Three-character ISO 3166-1 Alpha-3 country code (for example, USA, IND, GBR).
NLS_TERRITORY	VARCHAR2(30)	Oracle NLS territory value associated with the country, used for locale-specific formatting and regional settings.

The FILE_GEO_COUNTRY inline dataset is delivered with pre-populated seeded country reference data. This seeded data includes standard country codes, ISO country codes, country names, ISO numeric and alpha-3 codes, and Oracle NLS territory mappings.

You can extend this dataset by adding additional country codes or updating existing entries, as required, to support organization-specific or regional business requirements. Any custom entries must adhere to the same data standards and formatting as the seeded records to ensure consistency across reporting and data processing.

Configure the Inline Dataset for the Country Code

Use these steps to configure the inline dataset for the country code.

1. Open the **EBS_CONFIG** DA Script application
2. Navigate to **Functional_configurations.hrf**
3. Locate the inline dataset: **FILE_GEO_COUNTRY**
4. Update the inline datasets according to the defined business requirements.

Customer Costs Lines and Product Costs Lines Tables Configuration

This configuration is applicable only when implementing Financial Profitability Analytics and allocating expenses across Customer or Product dimensions.

Copyright © 2026, Oracle and/or its affiliates.

By default, Oracle E-Business Suite Data Intelligence captures revenue-related transactions but doesn't include miscellaneous costs or expenses associated with generating that revenue, such as:

- Marketing campaign expenses
- Promotional costs
- Customer acquisition costs
- Product-specific operational expenses
- Other indirect business expenses

To include these costs in profitability analysis, the data must be provided through the inline datasets FILE_CUSTOMER_COST_LINE_FS and FILE_PRODUCT_COST_LINE_FS.

Customer Costs Lines and Product Costs Lines Inline Datasets

The following inline datasets are used to load customer and product cost data before deploying the EBS_PR DA Script application.

Inline Dataset	Target Table	Purpose
FILE_CUSTOMER_COST_LINE_FS	W_CUSTOMER_COST_LINE_F	Loads customer-related miscellaneous cost transactions.
FILE_PRODUCT_COST_LINE_FS	W_PRODUCT_COST_LINE_F	Loads product-related miscellaneous cost transactions.

During the Pipeline process, the value of INTEGRATION_ID determines whether a record is inserted or updated:

- If the INTEGRATION_ID does not exist in the target fact table, a new record is inserted.
- If the INTEGRATION_ID already exists, the corresponding record is updated.

Populate these inline datasets before deploying the EBS_PR DA Script application.

FILE_CUSTOMER_COST_LINE_FS Dataset

The FILE_CUSTOMER_COST_LINE_FS inline dataset loads customer cost transactions into the W_CUSTOMER_COST_LINE_F fact table.

Columns are categorized into four types, as follows:

- – Integration_ID — This is a unique identifier to the individual rows in the file.
  - – Foreign Key Columns (FK_ID) — This should be the integration IDs of the corresponding Dimension. For example, CUSTOMER_ID, which should be populated by the Integration ID of the customer dimension.
  - – Amount Columns — for example, CUST_COST_AMT, Amount for the particular transaction line.
  - – Attribute Columns — for example COST_LINE_DOC_ITEM, COST_LINE_DOC_SUB_ITEM, EXPENSED_ON_DT and so on. While inserting data for the _DT columns, we need to make sure that the data is entered in YYYY-MM-DD HH24:MI:SS format. For example: 2026-02-11 14:20:00

Copyright © 2026, Oracle and/or its affiliates.

FILE_PRODUCT_COST_LINE_FS Dataset

The FILE_PRODUCT_COST_LINE_FS inline dataset loads product cost transactions into the W_PRODUCT_COST_LINE_F fact table.

Columns are categorized into four types, as follows:

- – Integration_I — this is a unique identifier to the individual rows in the file.
  - – FK_ID — this should be the integration ID of the corresponding Dimension. For example, PRODUCT_ID, which should be populated by the Integration ID of the Product dimension.
  - – Amount Columns — for example, CUST_COST_AMT, Amount for the particular transaction line.
  - – Attribute Columns — for example, COST_LINE_DOC_ITEM, COST_LINE_DOC_SUB_ITEM, EXPENSED_ON_DT and so on. While inserting data for the _DT columns, we need to make sure that the data is entered in YYYY-MM-DD HH24:MI:SS format. For example: 2026-02-11 14:20:00

Configuration Steps for Customer Costs Lines and Product Costs Lines Datasets

Use these steps to configure the Customer Cost and Product Cost inline datasets.

1. Navigate to **EBS_CONFIG → Functional_Configurations.hrf**.
2. Locate the following inline datasets:
   - **FILE_CUSTOMER_COST_LINE_FS**
   - **FILE_PRODUCT_COST_LINE_FS**
3. Populate the datasets with the required customer or product cost transactions based on your business requirements.
4. Ensure all required foreign key references, amounts, and attributes are correctly populated.

Domain Configurations

Domain mappings define how domain values from a source system are extracted, transformed, and loaded into Oracle E-Business Suite Data Intelligence.

A domain represents the set of valid, unique values for a specific attribute (column) in a relational database. In transactional applications, domains are commonly implemented as Lists of Values (LOVs), which display attribute values in the user's session language.

Although users interact with translated values, the underlying transaction data is stored using a language-independent identifier, such as a character code or numeric ID. Each domain consists of a collection of domain members, where each member is represented by an identifier-value pair. During query execution, the stored identifier is resolved to the corresponding translated value based on the user's session language.

In Oracle E-Business Suite Data Intelligence, domains typically have low cardinality, meaning they contain a relatively small number of unique values compared to the dimensions with which they are associated. For example, the **Person** dimension may contain millions of records, while the **Gender** domain typically contains only a few members, such as **M (Male)**, **F (Female)**, and **U (Unknown)**.

Copyright © 2026, Oracle and/or its affiliates.

In Oracle E-Business Suite Data Intelligence, the domain code (for example, the Gender Code) is stored in the corresponding dimension table as a foreign key. The translated display values are maintained in the Domain Translation table. During query execution, the stored domain code is resolved to the user-friendly value in the user's session language.

Domain Mapping Process in the EBS Data Intelligence Solution

The following process describes how domain mappings are configured and maintained in Oracle E-Business Suite Data Intelligence:

1. Source domain values are extracted into the Autonomous AI Lakehouse using the SDE Domain Member Mapping HRFs.
2. The EBS_CONFIG DA Script application provides seeded domain member mappings through inline domain datasets.
3. During the initial deployment, the seeded mappings are loaded into the data warehouse.
4. To add new domain members or modify existing mappings, update the appropriate inline dataset in the EBS_CONFIG DA Script application.
5. After the configuration changes are deployed and the data load pipelines are executed, the updated domain member mappings are propagated to the data warehouse and become available for reporting and analytics.

Data Warehouse table	Component name	Description
W_DOMAIN_MEMBER_LKP_TL	Warehouse Domain Query Table	The Domain Value Lookup table is used during query execution to resolve and retrieve the appropriate domain values based on the configured lookup mappings
W_DOMAIN_MEMBER_MAP_G	Warehouse Domain pipeline Table	This table maintains the mapping between target domain codes/domain member codes and their corresponding source domain codes/domain member codes. It serves as a lookup table during pipeline execution to resolve the appropriate target domain code based on the value of the source domain code.
W_DOMAIN_MEMBER_MAP_NUM_G	Warehouse Domain pipeline Table	Numeric map lookup table, used at pipeline run time to resolve a target domain code based on the comparison of a numeric value within the source numeric range
W_DOMAIN_MEMBER_G	Warehouse Domain pipeline Table	The Domain warehouse table stores the master records for domain member codes used by the data warehouse and downstream processing

Copyright © 2026, Oracle and/or its affiliates.

Data Warehouse table	Component name	Description
W_DOMAIN_MEMBER_G_TL	Warehouse Domain pipeline Table	The Domain warehouse table for the translated values for each installed language corresponding to the domain member codes in W_DOMAIN_MEMBER_GS
W_DOMAIN_MEMBER_GS	Warehouse Domain pipeline Stage Table	Stage table contains all the domain members and value for each installed language.

Configure the Inline Datasets for the Domain

Use these steps to configure the inline dataset for the domain.

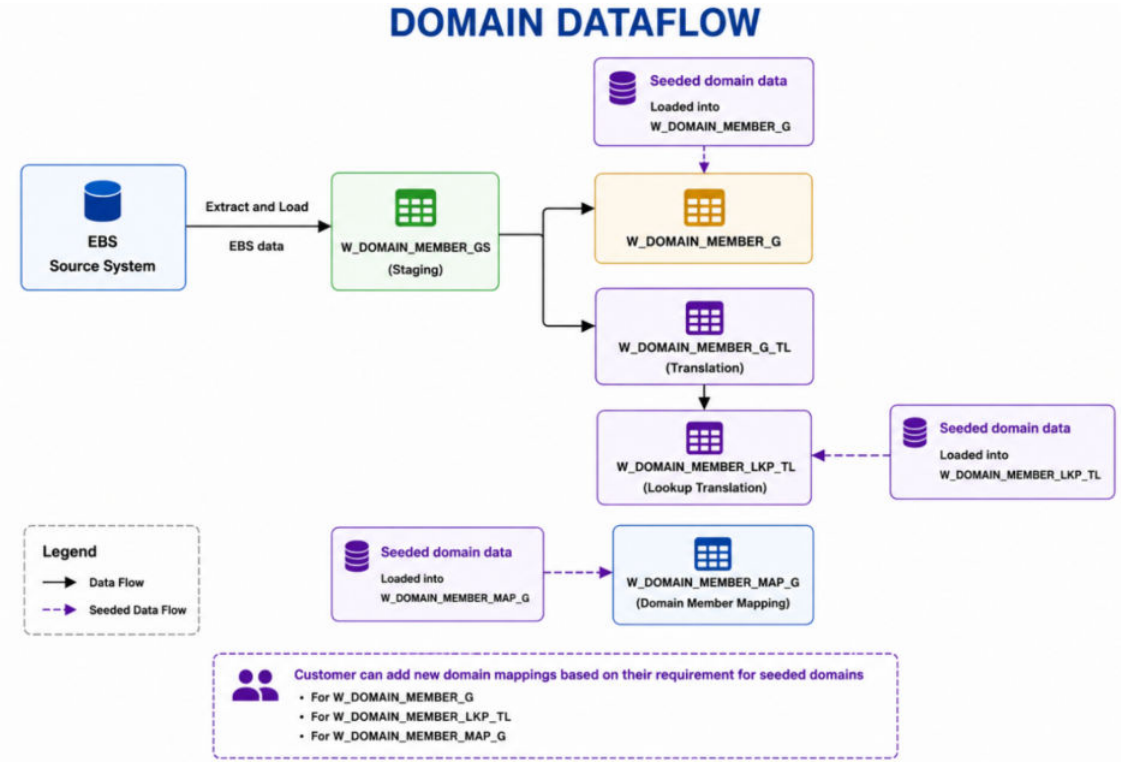

1. Open the **EBS_CONFIG** DA Script application
2. Navigate to **Domain_Configurations.hrf**
3. Locate the inline datasets:

4. Update the INLINE Datasets by adding new Domain Codes based on the business requirement

Enterprise Calendars Configuration

These topics describe the Enterprise Calendars configuration.

Topics:

Copyright © 2026, Oracle and/or its affiliates.

- Enterprise Calendars Configuration Overview
- Using an Oracle E-Business Suite Fiscal Calendar as the Enterprise Calendar
- Configuring the Parameters for the Enterprise Calendar

Enterprise Calendars Configuration Overview

An Enterprise Calendar (also referred to as a Reporting Calendar) enables cross-subject area analysis. Enterprise calendar tables are identified by the W_ENT prefix.

The Enterprise Calendar can be configured to use either:

- An Oracle E-Business Suite fiscal calendar (OLTP-sourced), or
- A warehouse-generated calendar.

This is controlled through the following source system parameters in the EBS_PARAMETERS DA Script application:

- GBL_CALENDAR_ID
- GBL_DATASOURCE_NUM_ID

The following section describes how to configure these parameters when using an Oracle E-Business Suite fiscal calendar as the Enterprise Calendar.

Using an Oracle E-Business Suite Fiscal Calendar as the Enterprise Calendar

These topics describe using an Oracle E-Business Suite Fiscal Calendar as the Enterprise Calendar.

Topics:

- GBL_CALENDAR_ID Parameter
- GBL_DATASOURCE_NUM_ID Parameter

GBL_CALENDAR_ID Parameter

This parameter specifies the Enterprise Calendar. For non-generated calendars, its value should be in the following format:

MCAL_CAL_NAME~MCAL_PERIOD_TYPE

For example:

Accounting~41

where:

- **MCAL_CAL_NAME** corresponds to PERIOD_SET_NAME in the GL_PERIODS table.
- **MCAL_PERIOD_TYPE** corresponds to PERIOD_TYPE in the GL_PERIODS table.

To view the valid MCAL_CAL_NAME~MCAL_PERIOD_TYPE combinations, run the following query against the Oracle E-Business Suite OLTP database:

```
SELECT DISTINCT PERIOD_SET_NAME || '~' || PERIOD_TYPE FROM GL_PERIODS;
```


Copyright © 2026, Oracle and/or its affiliates.

GBL_DATASOURCE_NUM_ID Parameter

For a non-generated Enterprise Calendar, this parameter must be set to the DATASOURCE_NUM_ID of the source system from which the calendar definition is sourced.

For example, if the Oracle E-Business Suite source system has a DATASOURCE_NUM_ID of **310**, then set:

- GBL_DATASOURCE_NUM_ID = 310

Configuring the Parameters for the Enterprise Calendar

To configure the GBL_CALENDAR_ID and GBL_DATASOURCE_NUM_ID parameters, open the EBS_PARAMETERS DA Script application and update the values based on your Enterprise Calendar configuration.

By default, the Enterprise Calendar is configured to use the warehouse-generated calendar with the following values:

- GBL_CALENDAR_ID = 10001 (warehouse-generated calendar)
- GBL_DATASOURCE_NUM_ID = 999 (warehouse data source)

If you choose to use an Oracle E-Business Suite fiscal calendar (or any other supported non-generated calendar) as the Enterprise Calendar, update both parameters to the appropriate calendar identifier and source system DATASOURCE_NUM_ID.

Fact and Dimension Group Usage by Target Table

A fact or dimension group is a business grouping used to organize related tables.

- A fact group usually represents measurable business activity, such as invoices, payments, balances, purchases, expenses, or project costs.
- A dimension group usually represents descriptive business information, such as customers, suppliers, products, employees, ledgers, locations, accounts, or projects.

This matrix shows where each fact/dimension group filter is used in relation to the inline dataset configuration. It helps users understand which target tables are associated with each group and which tables may be impacted based on the parameter value provided for that group. This is useful for reviewing load configuration, validating table coverage, analyzing dependencies, and understanding how data is organized across analytical target tables.

You can refer this and make the configuration changes for the fact or dimension group level assignments for the parameters.

Fact or Dimension Group to Target Table Association Matrix

SL NO	MODULE NAME	GROUP CODE	DIMENSION/FACT NAME
1	EBS_COMMON	APTERM_DIM	W_AP_TERMS_DS
2	EBS_COMMON	BALSEG_DIM	W_BAL_SEGMENT_HIER_PS
3	EBS_COMMON	BALSEG_DIM	W_BAL_SEGMENT_HIER_PS_PE
4	EBS_COMMON	BALSEG_DIM	W_BALANCING_SEGMENT_D

Copyright © 2026, Oracle and/or its affiliates.

SL NO	MODULE NAME	GROUP CODE	DIMENSION/FACT NAME
5	EBS_COMMON	BALSEG_DIM	W_BALANCING_SEGMENT_D_PE
6	EBS_COMMON	BUSNLOC_DIM	W_BUSN_LOCATION_D
7	EBS_COMMON	BUSNLOC_DIM	W_BUSN_LOCATION_D_PE
8	EBS_COMMON	BUSNLOC_DIM	W_BUSN_LOCATION_DS_TL
9	EBS_COMMON	CHLTYPE_DIM	W_CHNL_TYPE_D
10	EBS_COMMON	CHLTYPE_DIM	W_CHNL_TYPE_D_PE
11	EBS_COMMON	CHLTYPE_DIM	W_CHNL_TYPE_DS
12	EBS_COMMON	COSTCTR_DIM	W_COST_CENTER_D_PE
13	EBS_COMMON	COSTCTR_DIM	W_COST_CENTER_HIER_PS
14	EBS_COMMON	COSTCTR_DIM	W_COST_CENTER_HIER_PS_PE
15	EBS_COMMON	CUSTACCT_DIM	W_CUSTOMER_ACCOUNT_D
16	EBS_COMMON	CUSTACCT_DIM	W_CUSTOMER_ACCOUNT_D_PE
17	EBS_COMMON	CUSTLOC_DIM	W_CUSTOMER_LOC_D
18	EBS_COMMON	CUSTLOC_DIM	W_CUSTOMER_LOC_D_PE
19	EBS_COMMON	EMPLOYEE_DIM	W_EMPLOYEE_D
20	EBS_COMMON	EMPLOYEE_DIM	W_EMPLOYEE_D_PE
21	EBS_COMMON	EMPLOYEE_DIM	W_EMPLOYEE_DS
22	EBS_COMMON	GLSEG_DIM	W_GL_SEGMENT_D
23	EBS_COMMON	GLSEG_DIM	W_GL_SEGMENT_D_PE
24	EBS_COMMON	GLSEG_DIM	W_GL_SEGMENT_HIER_PS
25	EBS_COMMON	GLSEG_DIM	W_GL_SEGMENT_HIER_PS_PE
26	EBS_COMMON	INDUSTRY_DIM	W_INDUSTRY_DH
27	EBS_COMMON	INDUSTRY_DIM	W_INDUSTRY_DH_PE
28	EBS_COMMON	INDUSTRY_DIM	W_INDUSTRY_DHS
29	EBS_COMMON	INTORG_DIM	W_INT_ORG_DS_TL
30	EBS_COMMON	INTORG_DIM	W_ORA_INT_ORG_DH_PS
31	EBS_COMMON	INTORG_DIM	W_ORA_INT_ORG_DH_PS_PE
32	EBS_COMMON	INVPROD_DIM	W_INVENTORY_PRODUCT_D
33	EBS_COMMON	INVPROD_DIM	W_INVENTORY_PRODUCT_D_PE

Copyright © 2026, Oracle and/or its affiliates.

SL NO	MODULE NAME	GROUP CODE	DIMENSION/FACT NAME
34	EBS_COMMON	INVPROD_DIM	W_ORA_INVITEM_CATEGORY_TMP
35	EBS_COMMON	LEDGER_DIM	W_LEDGER_DS
36	EBS_COMMON	NAT_ACCT_DIM	W_NATURAL_ACCOUNT_D
37	EBS_COMMON	NAT_ACCT_DIM	W_NATURAL_ACCOUNT_D_PE
38	EBS_COMMON	NAT_ACCT_DIM	W_NATURAL_ACCOUNT_HIER_PS
39	EBS_COMMON	NAT_ACCT_DIM	W_NATURAL_ACCOUNT_HIER_PS_PE
40	EBS_COMMON	PARTY_DIM	W_ORA_PARTY_ORGDH_PS
41	EBS_COMMON	PARTY_DIM	W_PARTY_ORG_D
42	EBS_COMMON	PARTY_DIM	W_PARTY_ORG_D_PE
43	EBS_COMMON	PARTY_DIM	W_PARTY_ORG_DH
44	EBS_COMMON	PARTY_DIM	W_PARTY_ORG_DH_PE
45	EBS_COMMON	PARTYPER_DIM	W_PARTY_PER_D
46	EBS_COMMON	PARTYPER_DIM	W_PARTY_PER_D_PE
47	EBS_COMMON	PAYMETHOD_DIM	W_PAYMENT_METHOD_DS
48	EBS_COMMON	POSHIER_DIM	W_POSITION_D_PE
49	EBS_COMMON	POSHIER_DIM	W_POSITION_DH
50	EBS_COMMON	PRODCAT_DIM	W_PROD_CAT_DH_DEL
51	EBS_COMMON	PRODCAT_DIM	W_PROD_CAT_DH_PE
52	EBS_COMMON	PRODCAT_DIM	W_PROD_CAT_DHS
53	EBS_COMMON	PRODUCT_DIM	W_ORA_ITEM_CATEGORY_TMP
54	EBS_COMMON	PRODUCT_DIM	W_PRODUCT_CATALOG_D
55	EBS_COMMON	PRODUCT_DIM	W_PRODUCT_CATALOG_D_PE
56	EBS_COMMON	PRODUCT_DIM	W_PRODUCT_D
57	EBS_COMMON	PRODUCT_DIM	W_PRODUCT_D_PE
58	EBS_COMMON	PROJECT_DIM	W_PROJECT_DS_TL
59	EBS_COMMON	PROJECT_DIM	W_PROJECT_ROLE_DS
60	EBS_COMMON	REASON_DIM	W_REASON_DS
61	EBS_COMMON	STATUS_DIM	W_STATUS_DS
62	EBS_COMMON	SUPACCT_DIM	W_SUPPLIER_ACCOUNT_D
63	EBS_COMMON	SUPACCT_DIM	W_SUPPLIER_ACCOUNT_D_PE
64	EBS_COMMON	TASK_DIM	W_TASK_DS_TL

Copyright © 2026, Oracle and/or its affiliates.

SL NO	MODULE NAME	GROUP CODE	DIMENSION/FACT NAME
65	EBS_COMMON	TIME_DIM	W_ENT_PERIOD_D
66	EBS_COMMON	TIME_DIM	W_ENT_QTR_D
67	EBS_COMMON	TIME_DIM	W_ENT_WEEK_D
68	EBS_COMMON	TIME_DIM	W_ENT_YEAR_D
69	EBS_COMMON	TRXSRC_DIM	W_XACT_SOURCE_DS
70	EBS_COMMON	TRXTYPE_DIM	W_XACT_TYPE_DS
71	EBS_COMMON	USER_DIM	W_USER_D
72	EBS_COMMON	USER_DIM	W_USER_D_PE
73	EBS_AP	APHOLDS_FG	W_AP_HOLDS_F
74	EBS_AP	APHOLDS_FG	W_AP_HOLDS_F_PE
75	EBS_AP	APTRANS_FG	W_AP_XACT_F
76	EBS_AP	APTRANS_FG	W_AP_XACT_F_PE
77	EBS_AP	APTRANS_FG	W_AP_XACT_FS
78	EBS_AR	ARTRANS_FG	W_AR_XACT_F
79	EBS_AR	ARTRANS_FG	W_AR_XACT_F_PE
80	EBS_AR	ARTRANS_FG	W_AR_XACT_FS
81	EBS_AR	ARTRANS_FG	W_ORA_AR_XACTS_F_TMP
82	EBS_AR	FINPROFL_FG	W_CUSTOMER_FIN_PROFL_F
83	EBS_AR	FINPROFL_FG	W_CUSTOMER_FIN_PROFL_F_PE
84	EBS_AR	PRJCNTRCT_DIM	W_CONTRACT_HDR_DS_TL
85	EBS_EE	EXPCRDTCRD_FG	W_EXPENSE_CC_F
86	EBS_EE	EXPCRDTCRD_FG	W_EXPENSE_CC_F_PE
87	EBS_EE	EXPOVERVIEW_FG	W_EXPENSE_F
88	EBS_EE	EXPOVERVIEW_FG	W_EXPENSE_F_PE
89	EBS_EE	EXPVIOLATION_FG	W_EXPENSE_VIOLATION_F
90	EBS_EE	EXPVIOLATION_FG	W_EXPENSE_VIOLATION_F_PE
91	EBS_FA	ASTBAL_FG	W_FA_BALANCE_F_PE
92	EBS_FA	ASTXACT_FG	W_FA_XACT_F
93	EBS_FA	ASTXACT_FG	W_FA_XACT_F_PE
94	EBS_PR	TERR_DIM	W_TERR_D
95	EBS_PR	TERR_DIM	W_TERR_D_PE
96	EBS_PROC	PONNEG_FG	W_NEG_INVITATIONS_F
97	EBS_PROC	PONNEG_FG	W_NEG_INVITATIONS_F_PE
98	EBS_PROC	PONNEG_FG	W_NEG_LINES_F

Copyright © 2026, Oracle and/or its affiliates.

SL NO	MODULE NAME	GROUP CODE	DIMENSION/FACT NAME
99	EBS_PROC	PONNEG_FG	W_NEG_LINES_F_PE
100	EBS_PROC	PONRESP_FG	W_NEG_AWARDS_F
101	EBS_PROC	PONRESP_FG	W_NEG_AWARDS_F_PE
102	EBS_PROC	PONRESP_FG	W_NEG_RESPONSES_F
103	EBS_PROC	PONRESP_FG	W_NEG_RESPONSES_F_PE
104	EBS_PROC	PROCPO_FG	W_ORA_PURCH_AGREEMENT_PS
105	EBS_PROC	PROCPO_FG	W_PURCH_COST_F_PE
106	EBS_PROC	PROCPO_FG	W_PURCH_SCHEDULE_LINE_F
107	EBS_PROC	PROCPO_FG	W_PURCH_SCHEDULE_LINE_F_PE
108	EBS_PROC	PROCPO_FG	W_PURCH_SCHEDULE_LINE_FS
109	EBS_PROC	PROCPO_FG	W_PURCH_VARIANCE_XACT_F
110	EBS_PROC	PROCPO_FG	W_PURCH_VARIANCE_XACT_F_PE
111	EBS_PROC	PROCPURCY_FG	W_PURCH_CYCLE_LINE_TMP
112	EBS_PROC	PROCPURRCPT_FG	W_PURCH_RCPT_F
113	EBS_PROC	PROCPURRCPT_FG	W_PURCH_RCPT_F_PE
114	EBS_PROC	PROCPURRCPT_FG	W_PURCH_RCPT_FS
115	EBS_PROC	PROCPURRCPT_FG	W_PURCH_RCPT_TMP
116	EBS_PROC	PROCPURREQ_FG	W_PURCH_RQSTN_LINE_F
117	EBS_PROC	PROCPURREQ_FG	W_PURCH_RQSTN_LINE_F_PE
118	EBS_PROC	PROCPURREQ_FG	W_PURCH_RQSTN_LINE_FS
119	EBS_PROC	PROCPURREQ_FG	W_RQSTN_LINE_COST_F
120	EBS_PROC	PROCPURREQ_FG	W_RQSTN_LINE_COST_F_PE
121	EBS_PROC	PROCPURREQ_FG	W_RQSTN_LINE_COST_FS
122	EBS_PROC	PURAGG_FG	W_PURCH_AGREEMENT_HEADER_F
123	EBS_PROC	PURAGG_FG	W_PURCH_AGREEMENT_HEADER_F_PE
124	EBS_PROC	PURAGG_FG	W_PURCH_AGREEMENT_LINE_F
125	EBS_PROC	PURAGG_FG	W_PURCH_COST_F
126	EBS_PROC	SPEND_FG	W_AP_INV_DIST_F

Copyright © 2026, Oracle and/or its affiliates.

SL NO	MODULE NAME	GROUP CODE	DIMENSION/FACT NAME
127	EBS_PROC	SPEND_FG	W_AP_INV_DIST_F_PE
128	EBS_PROC	SPEND_FG	W_PURCH_AGREEMENT_LINE_F_PE
129	EBS_PROJECTS	PRJBILLING_FG	W_PROJ_INVOICE_LINE_F
130	EBS_PROJECTS	PRJBILLING_FG	W_PROJ_INVOICE_LINE_F_PE
131	EBS_PROJECTS	PRJBILLING_FG	W_PROJ_INVOICE_LINE_FS
132	EBS_PROJECTS	PRJBILLING_FG	W_PROJ_INVOICE_LINE_FS_1
133	EBS_PROJECTS	PRJBUDGET_FG	W_PROJ_BUDGET_F
134	EBS_PROJECTS	PRJBUDGET_FG	W_PROJ_BUDGET_F_PE
135	EBS_PROJECTS	PRJCIP_FG	W_PROJ_CIP_DTL_F
136	EBS_PROJECTS	PRJCIP_FG	W_PROJ_CIP_DTL_F_PE
137	EBS_PROJECTS	PRJCIP_FG	W_PROJ_CIP_HDR_F
138	EBS_PROJECTS	PRJCIP_FG	W_PROJ_CIP_HDR_F_PE
139	EBS_PROJECTS	PRJCOST_FG	W_PROJ_COST_A
140	EBS_PROJECTS	PRJCOST_FG	W_PROJ_COST_LINE_F
141	EBS_PROJECTS	PRJCOST_FG	W_PROJ_COST_LINE_FS
142	EBS_PROJECTS	PRJCOST_FG	W_PROJ_COST_LINE_TMP
143	EBS_PROJECTS	PRJCRSCHRG_FG	W_PROJ_COST_LINE_F_PE
144	EBS_PROJECTS	PRJCRSCHRG_FG	W_PROJ_CROSS_CHARGE_DIST_F
145	EBS_PROJECTS	PRJFRCST_FG	W_PROJ_FORECAST_F
146	EBS_PROJECTS	PRJFRCST_FG	W_PROJ_FORECAST_F_PE
147	EBS_PROJECTS	PRJFUNDING_FG	W_PROJ_FUNDING_HDR_F
148	EBS_PROJECTS	PRJFUNDING_FG	W_PROJ_FUNDING_HDR_F_PE
149	EBS_PROJECTS	PRJFUNDING_FG	W_PROJ_FUNDING_LINE_F
150	EBS_PROJECTS	PRJFUNDING_FG	W_PROJ_FUNDING_LINE_F_PE
151	EBS_PROJECTS	PRJFUNDING_FG	W_PROJ_RETENTION_F
152	EBS_PROJECTS	PRJFUNDING_FG	W_PROJ_RETENTION_F_PE
153	EBS_PROJECTS	PRJGLRECNCL_FG	W_PA_LINKAGE_INFORMATION_TMP
154	EBS_PROJECTS	PRJREVN_FG	W_PROJ_REVENUE_A

Copyright © 2026, Oracle and/or its affiliates.

SL NO	MODULE NAME	GROUP CODE	DIMENSION/FACT NAME
155	EBS_PROJECTS	PRJREVN_FG	W_PROJ_REVENUE_HDR_F
156	EBS_PROJECTS	PRJREVN_FG	W_PROJ_REVENUE_HDR_F_PE
157	EBS_PROJECTS	PRJREVN_FG	W_PROJ_REVENUE_LINE_F
158	EBS_PROJECTS	PRJREVN_FG	W_PROJ_REVENUE_LINE_F_PE
159	EBS_PROJECTS	PRJRSRCMGMT_FG	W_ORA_PROJ_RSRC_TMP
160	EBS_PROJECTS	PRJRSRCMGMT_FG	W_PROJ_RSRC_RQRMNT_F_PE
161	EBS_PROJECTS	PRJRSRCMGMT_FG	W_PROJ_RSRC_UTILIZATION_F
162	EBS_PROJECTS	PRJRSRCMGMT_FG	W_PROJ_RSRC_UTILIZATION_F_PE
163	EBS_SLA	SLAJRNLS_FG	W_SLA_XACT_FS

GL Account and GL Segments Configuration

For deploying Oracle E-Business Suite Data Intelligence, its essential to configure General Ledger (GL) account hierarchies.

Oracle supports up to 30 segments to store accounting flexfields, allowing for highly flexible and complex data configurations:

- Data can be stored in any segment.
- The number of segments per Chart of Accounts (COA) can vary.
- Multiple segments can represent similar entities within the same COA.

Note: The data warehouse by default supports only ten segments.

By default, the following segments are mapped:

- Natural Account
- Balancing Segment
- Cost Center

In addition to these, any other required segments must be mapped manually.

Example of Data Configuration for a Chart of Accounts:

A single company might have a US chart of accounts and an APAC chart of accounts, with this data configuration:

Segment Type	US Chart of Account (4256) value	APAC Chart of Account (4257) value
Company	Stores in segment 3	Stores in segment 1
Natural Account	Stores in segment 4	Stores in segment 3

Copyright © 2026, Oracle and/or its affiliates.

Segment Type	US Chart of Account (4256) value	APAC Chart of Account (4257) value
Cost Center	Stores in segment 5	Stores in segment 2
Geography	Stores in segment 2	Stores in segment 5
Line of Business (LOB)	Stores in segment 1	Stores in segment 4

This example shows that in US Chart of Account, 'Company' is stored in the segment 3 column in the Oracle E-Business Suite table GL_CODE_COMBINATIONS. In APAC Chart of Account, 'Company' is stored in the segment 1 column in GL_CODE_COMBINATIONS table. The objective of this configuration file is to ensure that when segment information is extracted into the Oracle E-Business Suite Data Intelligence table W_GL_ACCOUNT_D, segments with the same nature from different chart of accounts are stored in the same column in W_GL_ACCOUNT_D.

For example, we can store 'Company' segments from US COA and APAC COA in the segment 1 column in W_GL_ACCOUNT_D; and Cost Center segments from US COA and APAC COA in the segment 2 column in W_GL_ACCOUNT_D, and so on.

GL Accounts and segments must be configured using the inline dataset FILE_GL_ACCT_SEG_CFG_ORA.

Key guidelines:

- Segments of the same type must be grouped into the same column.
  - Example: All *Product* segments across COAs in one column, all *Region* segments in another.
- Each accounting segment is defined using a set of three columns.

Column Details:

1. **Segment Column Name**
   - Specify the actual segment column name from Oracle E-Business Suite.
   - Valid values: SEGMENT1 to SEGMENT30 (case-sensitive).
2. **Value Set ID**
   - Provide the corresponding Value Set ID used for that segment in the COA.
3. **Dependent Segment (Optional)**
   - Required only if the segment is dependent on another segment.
   - Specify the parent segment name.
   - Leave blank if there is no dependency.

Example Scenario:

Suppose you want to analyze GL account hierarchies using only **Product**, **Region**, and **Location** dimensions:

- Map all Product segments → ACCOUNT_SEG1_CODE in W_GL_ACCOUNT_D
- Map all Region segments → ACCOUNT_SEG2_CODE
- Map all Location segments → ACCOUNT_SEG3_CODE

You have three COAs configured in Oracle E-Business Suite:

- **COA 101**

Copyright © 2026, Oracle and/or its affiliates.

  - Product → SEGMENT1
  - Region → SEGMENT2
  - Location → SEGMENT3
- **COA 50194**
  - Product → SEGMENT2
  - Region → SEGMENT3
  - Location → SEGMENT1
- **COA 50195**
  - Product → SEGMENT3
  - Region → SEGMENT1
  - Location → SEGMENT2
  - Region and Location are dependent on Product

The following screenshot shows hows the configuration values would be specified in the inline dataset:

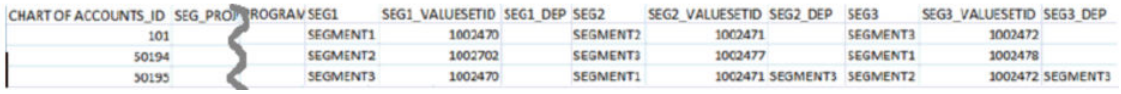

CHART OF ACCOUNTS_ID	SEG_PRO	PROGRAV	SEG1	SEG1_VALUESETID	SEG1_DEP	SEG2	SEG2_VALUESETID	SEG2_DEP	SEG3	SEG3_VALUESETID	SEG3_DEP
101			SEGMENT1	1002470		SEGMENT2	1002471		SEGMENT3	1002472	
50194			SEGMENT2	1002702		SEGMENT3	1002477		SEGMENT1	1002478	
50195			SEGMENT3	1002470		SEGMENT1	1002471	SEGMENT3	SEGMENT2	1002472	SEGMENT3

Additional Information

The following SQL query (run against Oracle E-Business Suite) retrieves the full GL Chart of Accounts setup. This output provides the necessary details to configure the FILE_GL_ACCT_SEG_CFG_ORA dataset:

EBS Query

```
SELECT
  ST.ID_FLEX_STRUCTURE_CODE  "Chart of Account Code",
  SG.ID_FLEX_NUM             "Chart of Account Num",
  SG.SEGMENT_NAME            "Segment Name",
  SG.APPLICATION_COLUMN_NAME "Column Name",
  SG.FLEX_VALUE_SET_ID       "Value Set Id",
  SG1.APPLICATION_COLUMN_NAME "Parent Column Name"
FROM
  FND_ID_FLEX_STRUCTURES ST
INNER JOIN FND_ID_FLEX_SEGMENTS SG
  ON ST.APPLICATION_ID = SG.APPLICATION_ID
 AND ST.ID_FLEX_CODE = SG.ID_FLEX_CODE
 AND ST.ID_FLEX_NUM = SG.ID_FLEX_NUM
INNER JOIN FND_FLEX_VALUE_SETS VS
  ON SG.FLEX_VALUE_SET_ID = VS.FLEX_VALUE_SET_ID
LEFT OUTER JOIN FND_ID_FLEX_SEGMENTS SG1
  ON VS.PARENT_FLEX_VALUE_SET_ID = SG1.FLEX_VALUE_SET_ID
 AND SG.ID_FLEX_NUM = SG1.ID_FLEX_NUM
 AND SG.APPLICATION_ID = SG1.APPLICATION_ID
 AND SG.ID_FLEX_CODE = SG1.ID_FLEX_CODE
WHERE
  ST.APPLICATION_ID = 101
  AND ST.ID_FLEX_CODE = 'GL#'
```


Copyright © 2026, Oracle and/or its affiliates.

```
  AND ST.ENABLED_FLAG = 'Y'
ORDER BY 1,2,3;
```

For example, you have 2 chart of accounts and the setup of the 2 chart of accounts as displayed by the SQL statement above as follows:

Chart of Account Code Chart of Account Num Segment Name Column Name Value Set Id Parent Column Name

US_ACCOUNTING_FLEX 101 Region SEGMENT1 1026447

US_ACCOUNTING_FLEX 101 Product SEGMENT2 1026448 SEGMENT1

US_ACCOUNTING_FLEX 101 Sub-Account SEGMENT3 1026449 SEGMENT1

EU_ ACCOUNTING_FLEX 201 Region SEGMENT1 1031001

EU_ ACCOUNTING_FLEX 201 Department SEGMENT2 1031002

EU_ ACCOUNTING_FLEX 201 Product SEGMENT3 1031003

EU_ ACCOUNTING_FLEX 201 Sub Account SEGMENT4 1031004

You want all these segments in Oracle E-Business Suite Data Intelligence and you want to map them as follows in Oracle E-Business Suite Data Intelligence:

- Map Region to Seg1

- Map Product to Seg2

- Map Sub-Account to Seg3

- Map Department to Seg4

The figure shows how the configuration values above would be specified in the Inline dataset.

CHART_OF_ACCOUNT_ID	SEG1	SEG1_VALUESETID	SEG1_DEP	SEG2	SEG2_VALUESETID	SEG2_DEP
101	SEGMENT1	1026447		SEGMENT2	1026448	SEGMENT1
201	SEGMENT1	1031001		SEGMENT3	1031003	

SEG3	SEG3_VALUESETID	SEG3_DEP	SEG4	SEG4_VALUESETID	SEG4_DEP
SEGMENT3	1026449	SEGMENT1			
SEGMENT4	1031004		SEGMENT2	1031002	

Configure the Inline Dataset for the GL Account and GL Segments

Use these steps to configure the inline dataset for the GL account and GL segments.

1. Open the **EBS_CONFIG** DA Script application.
2. Navigate to **Functional_configurations.hrf**.
3. Locate the inline dataset: **FILE_GL_ACCT_SEG_CFG_ORA**.
4. Update the inline datasets according to the defined business requirements.

Copyright © 2026, Oracle and/or its affiliates.

Global Currency Configurations

Currency conversion is required when business transactions are recorded in multiple currencies. To enable meaningful reporting and analysis across the enterprise, transaction amounts must be converted into common currencies.

Oracle E-Business Suite Data Intelligence stores amounts in these currencies:

- Document Currency
- Local Currency
- Global Currencies
- Currency Processing
- Currency Conversion Process
- Configuring Global Currencies and Rate Types

Document Currency

The Document Currency is the currency in which the original transaction is recorded.

For example:

- If a chair is purchased from a supplier in Mexico, the document currency is likely Mexican Peso (MXN).
- If an employee submits an expense report for meals incurred during a business trip to the United Kingdom, the document currency is likely British Pound Sterling (GBP).

Local Currency

The Local Currency is the base currency of the ledger in which the accounting entries are recorded. It represents the organization's accounting currency for the corresponding business unit or ledger.

Global Currencies

Oracle E-Business Suite Data Intelligence supports Three Global Currencies, which provide standardized currencies for enterprise-wide reporting and analysis.

For example, if an organization is headquartered in the United States, one of the configured global currencies is typically US Dollar (USD).

Global currencies enable users to analyze financial data across multiple business units and regions using a common currency.

Currency Processing

For every monetary transaction extracted from the source system, the pipeline process loads the following information into the target warehouse:

- Document currency amount
- Local currency amount
- Exchange rates required to convert the document currency amount into each of the three configured global currencies

Copyright © 2026, Oracle and/or its affiliates.

For Fact tables, the warehouse stores:

- Document Currency Amount
- Local Currency Amount
- Three Global Currency Amount columns (for example, **GLOBAL_AMOUNT1**, **GLOBAL_AMOUNT2**, and **GLOBAL_AMOUNT3**)
- The corresponding exchange rate columns for each global currency

Currency Conversion Process

In most implementations, the source system provides only the Document Currency Amount, which is the default input for currency processing.

When only the document currency amount is available:

1. The source adapter identifies the corresponding Local Currency Code through lookups based on the source system configuration.
2. The extract mappings provide the load mappings with:
   - Document Currency Amount
   - Document Currency Code
   - Local Currency Code
3. The load mappings calculate the Local Currency Amount using the applicable exchange rates.
4. The load mappings retrieve the configured Global Currency definitions and their corresponding exchange rates.
5. The Document Currency Amount is converted into each of the three configured Global Currencies, and the converted amounts are loaded into the warehouse.

Configuring Global Currencies and Rate Types

Global currency amounts in Oracle E-Business Suite Data Intelligence are controlled through a set of configuration parameters. These parameters determine which currencies are populated in the Global Currency amount columns and which exchange rate types are used to derive the corresponding conversion rates from the source system.

This configuration enables consistent enterprise-wide reporting and analysis.

Configuration Parameters for Global Currency

These topics describe the configuration parameters for the global currency configuration.

Topics:

- Global Currency Code Parameters
- Global Rate Type Parameters
- Default Local Rate Type

Global Currency Code Parameters

Configure the currencies to be used for the Global Currency amount columns by setting the following parameters:

Copyright © 2026, Oracle and/or its affiliates.

- GLOBAL1_CURR_CODE_DOMAIN
- GLOBAL2_CURR_CODE_DOMAIN
- GLOBAL3_CURR_CODE_DOMAIN
- GLOBAL4_CURR_CODE_DOMAIN
- GLOBAL5_CURR_CODE_DOMAIN

Global Rate Type Parameters

Configure the exchange rate types corresponding to each global currency using the following parameters:

- GLOBAL1_RATE_TYPE_DOMAIN
- GLOBAL2_RATE_TYPE_DOMAIN
- GLOBAL3_RATE_TYPE_DOMAIN
- GLOBAL4_RATE_TYPE_DOMAIN
- GLOBAL5_RATE_TYPE_DOMAIN

The GLOBAL<n>_RATE_TYPE_DOMAIN parameters specify the exchange rate type used to derive exchange rates from the source system based on the **From Currency** and **To Currency** combination for the configured global currency.

Default Local Rate Type

The following parameter defines the default exchange rate type used for local currency conversions:

- DEFAULT_LOC_RATE_TYPE_DOMAIN

Configuration Procedure for Global Currency Parameters

Use these steps to configure the global currency parameters.

1. Navigate to **EBS_CONFIG → Console_Configurations.hrf**.
2. Locate the dataset **C_DWGLOBAL_PARAMS_VL_DS_IN**.
3. Update the values of the required global currency, rate type, and default local rate type parameters.

These parameters define the currencies used to populate the corresponding Global Currency amount columns in Oracle E-Business Suite Data Intelligence and are used for enterprise-wide reporting and analysis.

Group Account Configuration

Configuring Group Account Numbers is a critical step in Oracle E-Business Suite Data Intelligence, as it directly impacts the accuracy of key metrics in both the General Ledger and Profitability modules.

Group Accounts in combination with Financial Statement Item Codes are also leveraged in the GL reconciliation process, to ensure that subledger data reconciles with GL journal entries.

This configuration involves categorizing General Ledger (GL) accounts into specific group account numbers. These groupings are used during data extraction and in front-end reporting. The GROUP_ACCT_NUM field in the W_GL_ACCOUNT_D (GL Account Dimension) table defines the nature of each GL account—for example, cash, payroll, or accounts payable.

Copyright © 2026, Oracle and/or its affiliates.

Accurate mapping of GL account numbers to group account numbers is essential for reliable reporting and analysis, including:

- Balance Sheet
- Profit and Loss (P&L)
- Cash Flow statements
- Profitability analysis

Group account configurations must be defined in the inline dataset FILE_GROUP_ACCT_NUM, which includes the following columns:

1. **CHART_OF_ACCOUNTS_ID** – Identifier for the GL chart of accounts
2. **FROM_ACCT_NUM** – Lower bound of the natural account range (based on the natural account segment)
3. **TO_ACCT_NUM** – Upper bound of the natural account range
4. **GROUP_ACCT_NUM** – Assigned group account number (e.g., *AP* for Accounts Payable, *CASH* for cash accounts, *GEN PAYROLL* for payroll accounts)

This table shows an example configuration of the Inline dataset: **FILE_GROUP_ACCT_NUM**

CHART OF ACCOUNTS ID	FROM ACCT	TO ACCT	GROUP_ACCT_NUM
1	101010	101099	CA
1	131010	131939	FG INV
1	152121	152401	RM INV
1	171101	171901	WIP INV
1	173001	173001	PPE
1	240100	240120	ACC DEPCN
1	261000	261100	INT EXP
1	181011	181918	CASH
1	251100	251120	ST BORR

In the first row, all accounts within the account number range from 101010 to 101099 that have a Chart of Account (COA) ID equal to 1 are assigned to Current Asset (that is, CA). Each row maps all accounts within the specified account number range and within the given chart of account ID.

> **Note**
>
> Ensure that the defined account ranges (FROM ACCT to TO ACCT) do not overlap, as overlapping ranges can lead to incorrect mappings and reporting inconsistencies.

The Group Account Number to Financial Statement Item code configuration is available in the **BIA_CONFIG** >> **BIA_Domain_Configurations** >> **W_DOMAIN_MEMBER_MAP_G_IN**.

Please navigate to **TRG_DOMAIN_CODE** = **W_FIN_STMT**, **SRC_DOMAIN_CODE** = **W_GL_GROUP_ACCOUNT** and verify the group account number to financial statement item code configuration and make changes if needed.

Copyright © 2026, Oracle and/or its affiliates.

This table shows the Financial Statement Item codes to which Group Account Numbers must map, and their associated base fact tables.

Financial Statement Item Codes	Base Fact Tables
AP	AP base fact (W_AP_XACT_F)
AR	AR base fact (W_AR_XACT_F)
COGS	Cost of Goods Sold base fact (W_GL_COGS_F)
REVENUE	Revenue base fact (W_GL_REVN_F)
OTHERS	GL Journal base fact (W_GL_OTHER_F)

By mapping your GL accounts against the group account numbers and then associating the group account number to a Financial Statement Item code, you have indirectly associated the GL account numbers to Financial Statement Item codes as well. This association is important to perform GL reconciliation and to ensure the subledger data reconciles with GL journal entries. It is possible that after an invoice has been transferred to GL, a GL user might adjust that invoice in GL. In this scenario, it is important to ensure that the adjustment amount is reflected in the subledger base fact as well as balance tables. To determine such subledger transactions in GL, the reconciliation process uses Financial Statement Item codes.

Financial Statement Item codes are internal codes used to process the GL journal records during the GL reconciliation process against the subledgers. When the ETL process reconciles a GL journal record, it looks at the Financial Statement Item code associated with the GL account that the journal is charging against, and then uses the value of the Financial Statement item code to decide which base fact the GL journal should reconcile against. For example, when processing a GL journal that charges to a GL account which is associate to AP Financial Statement Item code, then the ETL process will try to go against AP base fact table (W_AP_XACT_F), and try to locate the corresponding matching AP accounting entry. If that GL account is associated with the 'AR' Financial Statement Item code, then the ETL program will try to go against the AR base fact table (W_AR_XACT_F), and try to locate the corresponding matching AR accounting entry.

The following group account numbers are seeded. In reports, the metrics are calculated based on these group account number configurations. Use these seeded group account numbers and accordingly configure your accounts.

- Seeded Group account numbers
- ACC DEPCN - Accumulated Depreciation
- ACC LIAB - Accrued Liabilities
- AP - Account Payables
- AR - Account Receivables
- CASH - Cash
- CMMN STOCK - Common Stock
- COGS - Cost Of Goods Sold
- CONT EXP - Contracting Expenses
- DEFERRED COGS - Deferred Cost of Goods Sold
- DEFERRED REVENUE - Deferred Revenue
- DEPCN - Depreciation Expenses
- EMP BENFT - Employee Benefits Related Expenses

Copyright © 2026, Oracle and/or its affiliates.

- EMP OVERTIME - Employee Overtime
- EMP SUPP - Employee Support and Cafeteria Expenses
- FG INV - Finished Goods Inventory, FREIGHT - Freight Expenses
- GEN PAYROLL - General Admin And Other Payroll
- GOODWILL - Goodwill
- INC TAX - Income Tax
- INT EXP - Interest Expenses
- LT DEBT - Long Term Debt
- Informational Task Reference - Miscellaneous
- Functional Configuration Task Reference B-249
- MISC OPER EXP - Miscellaneous Operating Expenses
- MKTG PAYROLL - Marketing Payroll
- OTHER ASSET - Other Assets
- OTHER CA - Other Current Assets
- OTHER CL - Other Current Liabilities
- OTHER EQUITY - Other Equity Related
- OTHER INC - Other Income
- OTHER LIAB - Other Liabilities
- OTHER MKTG EXP - Other Marketing Expenses
- OTHER R&D EXP - Other R&D Expenses
- OTHER SLS EXP - Other Sales Expenses
- PPAID EXP - Prepaid Expenses
- PPE - PPE
- PREF STOCK - Preferred Stock
- PURCH - Purch
- R&D PAYROLL - R&D Payroll
- RET EARNING - Retained Earning
- REVENUE - Sales Revenue
- RM CONS - RM Cons
- RM INV - Raw Material Inventory
- SLS PAYROLL - Sales Payroll
- ST BORR - ST Borr
- TAX LIAB - Tax Liabilities
- TRAVEL & ENT EXP - Travel & Entertainment Expenses
- VARIANCE EXP - Product Variance Expenses
- WIP INV - WIP Inventory

Copyright © 2026, Oracle and/or its affiliates.

> **Note**
>
> Ensure that the group account number used are in sync with the inline dataset FILE_GROUP_ACCT_NUM and inline dataset W_DOMAIN_MEMBER_MAP_G_IN so that there are no data discrepancy issues in the group account configurations.

Configure the Inline Dataset for the Group Account

Use these steps to configure the inline dataset for the group account.

1. Open the **EBS_CONFIG** DA Script application.
2. Navigate to **Functional_configurations.hrf**.
3. Locate the inline dataset: **FILE_GROUP_ACCT_NUM**.
4. Update the inline datasets according to the defined business requirements.

Guidelines For Console or Default Parameter Configuration

These topics describe the guidelines for the console or the default parameter configuration.

Topics:

- Introduction to the Console or Default Parameter Configuration
- EBS_PARAMETERS App
- EBS_CONFIG App

Introduction to the Console or Default Parameter Configuration

DA Applications parameter configuration provides a centralized way to control ETL behavior across global settings, fact groups, and dimension groups,default parameters.

Each parameter defines how a specific load process should behave, such as filtering ledgers, enabling Type 2 history, controlling archive dates, or managing soft-delete processing. Parameters are mapped to functional areas using group codes, group names, and task codes. This makes it easier to understand which configuration values affect each subject area and helps with setup validation, troubleshooting, and upgrade comparison.

The parameters are configured in the following apps. By default seeded values will be provided for the parameters. You must edit the access for these applications and you can change the parameters accordingly based on your business need.

EBS_PARAMETERS App

The EBS_PARAMETERS application provides a centralized parameter configuration layer for EBS HRF mappings.

It stores default seeded assignments for the parameters that are consumed across generated .hrf files through the following code references

For example:
CONFIGURATION[ETL_PARAM_VARCHAR2_4000.SOFT_DELETE_FEATURE_ENABLED] , allowing mappings to remain configurable with the default value without hard-coding values directly into each transformation.

Copyright © 2026, Oracle and/or its affiliates.

The application has two hrfs to handle single-value and multi-value (list) parameters. **SingleValueParameter.hrf** is used for common ETL defaults such as tenant, datasource, product line version, language, calendar, date range, currency, exchange-rate type, and unspecified/default surrogate values. **MultiValueParameter.hrf** is used for supporting list-based filtering, such as ledger lists, ledger type lists, master organization values, and subledger module lists.

These parameters control behavior across SDE, SIL, and PLP mappings, including source-system selection, incremental/full load behavior, date handling, multilingual processing, ledger filtering, soft-delete logic, currency conversion, calendar derivation, and default value substitution. Because many HRF mappings depend on these values, you must review changes to EBS_PARAMETERS carefully and perform regression-tests across affected subject areas.

The following table has the list of default level parameter configuration in **SingleValueParameter.hrf**. This is the seeded default values given for the parameters. You can change the assignment based on the functional use case.

Parameter Name	Description	Default Value
CAL_WEEK_FLG	NA	P
CAL_WEEK_STANDARD	NA	US
CUSTOMER_HIERARCHY_TYPE	NA	CORPORATE HIERARCHY
DATASOURCE_NUM_ID	NA	310
DATA_SERVER_CODE	NA	EBS_12_2
DEFAULT_LOC_RATE_TYPE	NA	Corporate
EMPL_NAME_FORMAT	NA	L,F
END_DATE	NA	31/12/30 0:00
ETL_13P_CALENDAR_ID	NA	10001
ETL_445P_CALENDAR_ID	NA	10000
ETL_PROC_WID	NA	1
ETL_UNSPEC_CODE	NA	__NOT_APPLICABLE__
ETL_UNSPEC_DATE	NA	01/01/01 0:00
ETL_UNSPEC_DSN	NA	0
ETL_UNSPEC_DT	NA	01/01/01 0:00
ETL_UNSPEC_HI_DT	NA	01/01/14 0:00
ETL_UNSPEC_LOW_DT	NA	1899-01-01 00:00:00
ETL_UNSPEC_NAME	NA	Unspecified
ETL_UNSPEC_NO_FLG	NA	N
ETL_UNSPEC_NUM	NA	0
ETL_UNSPEC_ROW_WID	NA	0
ETL_UNSPEC_STR	NA	Unspecified
ETL_UNSPEC_YES_FLG	NA	Y
GBL_CALENDAR_ID	NA	10000
GBL_DATASOURCE_NUM_ID	NA	999
HISTORY_MONTHS	NA	12
HI_DATE	NA	01/01/14 0:00
HI_DT	NA	3714-01-01 00
HR_WRKFC_DFLT_HRS_WK	NA	40

Copyright © 2026, Oracle and/or its affiliates.

Parameter Name	Description	Default Value
INITIAL_EXTRACT_DATE	NA	01/01/70 0:00
INV_PROD_CAT_SET_ID1	NA	2
INV_PROD_CAT_SET_ID10	NA	0
INV_PROD_CAT_SET_ID2	NA	27
INV_PROD_CAT_SET_ID3	NA	0
INV_PROD_CAT_SET_ID4	NA	0
INV_PROD_CAT_SET_ID5	NA	0
INV_PROD_CAT_SET_ID6	NA	0
INV_PROD_CAT_SET_ID7	NA	0
INV_PROD_CAT_SET_ID8	NA	0
INV_PROD_CAT_SET_ID9	NA	0
IS_FEDFIN_ENABLED	NA	N
IS_TASK_ENABLED	NA	N
LANGUAGE_BASE	NA	US
LANGUAGE_LIST	NA	US
LAST_ARCHIVE_DATE	NA	1899-01-01 00:00:00
LOW_DATE	NA	1899-01-01 00:00:00
ORA_HI_DATE	NA	31/12/12 0:00
PA_PRM_DEFAULT_CALENDAR	NA	0
PHASE	NA	3
PRODUCT_LINE_VERSION_KEY	NA	EBS_12_2
PROD_CAT_SET_ID1	NA	2
PROD_CAT_SET_ID10	NA	0
PROD_CAT_SET_ID2	NA	27
PROD_CAT_SET_ID3	NA	0
PROD_CAT_SET_ID4	NA	0
PROD_CAT_SET_ID5	NA	0
PROD_CAT_SET_ID6	NA	0
PROD_CAT_SET_ID7	NA	0
PROD_CAT_SET_ID8	NA	0
PROD_CAT_SET_ID9	NA	0
PROJ_AVLBL_BUCKET_SIZE	NA	5
PROJ_COMMITMENT_GRAIN	NA	WEEK
RESTORE_AGING_IN_FULL	NA	Y
SOFT_DELETE_FEATURE_ENABLED	NA	Y
SOURCE_OF_DATA	NA	XACT
SOURCE_TYPE_CODE	NA	DEPRECIATION
START_DATE	NA	01/01/70 0:00
SUPPORT_REF1	NA	NULL
SUPPORT_REF10	NA	NULL

Copyright © 2026, Oracle and/or its affiliates.

Parameter Name	Description	Default Value
SUPPORT_REF2	NA	NULL
SUPPORT_REF3	NA	NULL
SUPPORT_REF4	NA	NULL
SUPPORT_REF5	NA	NULL
SUPPORT_REF6	NA	NULL
SUPPORT_REF7	NA	NULL
SUPPORT_REF8	NA	NULL
SUPPORT_REF9	NA	NULL
TENANT_ID	NA	DEFAULT
VAR_ADJUSTMENT_TYPE_OBSOLETE	NA	AMOUNT
VAR_ETL_SOURCE_CODE_NOT_SUPPLIED	NA	<Source Code Not Supplied>
VIEW_APPLICATION_ID	NA	201
WH_DATASOURCE_NUM_ID	NA	999
WH_DATA_SERVER_CODE	NA	BIA
WH_PRODUCT_LINE_VERSION_KEY	NA	BIA_11
XRATE_UPD_NUM_DAY	NA	30
X_CUSTOM	NA	0

The following table has the list of default level parameter configuration in **MultiValueParameter.hrf**. This is the seeded default values given for the list type parameters. You can change the assignment based on the functional use case.

Parameter Name	Default Value	Comments
LEDGER_ID_LIST	_NONE_	By default it is given as _NONE_ which will select all the ledgers by default.
LEDGER_TYPE_LIST	_NONE_	By default it is given as _NONE_ which will select all the ledger_type by default.
MASTER_ORG	204	NA
SUBLEDGER_MODULE_LIST	222,140,200,201,707,275,10036	NA

EBS_CONFIG App

The EBS_CONFIG app provides the shared configuration framework for EBS global, fact, and dimension group-level settings.

It centralizes configuration values that control how subject areas, facts, dimensions, domains, and common processing rules behave across the HRF mapping layer.

The following table has the list of configurable parameters used in the DA applications and defines which parameters are associated with specific fact groups and dimension groups and how to configure the same. Each row represents a parameter assignment, including the

Copyright © 2026, Oracle and/or its affiliates.

parameter code, display name, description, value type, data type, source/application context, task code, and the functional group where the parameter applies.

The key group-related columns are:

PARAM_CODE - The configuration parameter name.

GROUP_TYPE - Identifies whether the parameter belongs to a FACT_GROUP (Fact group) or DIMEN_GROUP (Dimension Group).

GROUP_CODE - The fact group or dimension group code linked to the parameter.

GROUP_NAME - Description of the fact group or dimension group.

By default **EBS_CONFIG** app >> **Console_Configurations.hrf** >>**C_PARAMETER_VALUE_FORMATTER_V_DS_IN** inline dataset has the seeded configuration for the parameters. The parameter can be configured globally, fact group/dim group level.

Global - The parameter configuration applies globally to all the mappings where it is used irrespective of the fact/dim group.

Fact/Dim Group - The parameter configuration applies to the specific fact/dimension group and applies to all the mappings which are tied to this group.

For example: Here for the parameter SOFT_DELETE_PREPROCESS it is set as Y for GLSEG_DIM. This parameter will be enabled only for the mappings in GLSEG_DIM and for all the other mappings it will be treated as N.

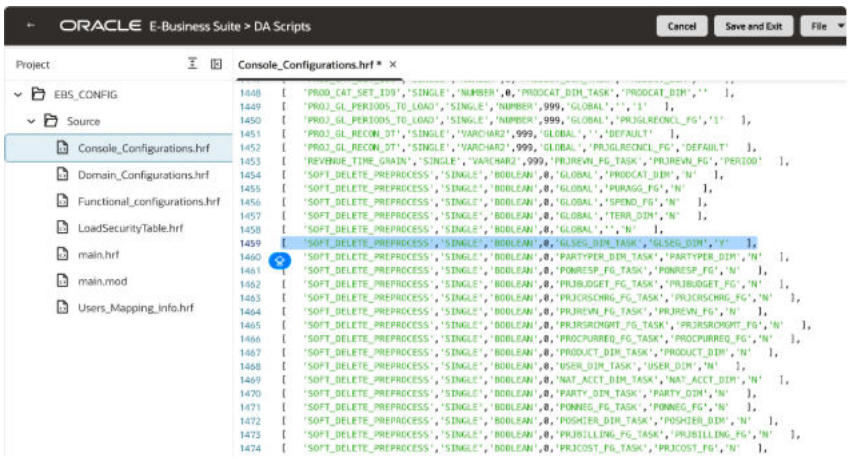

For example:

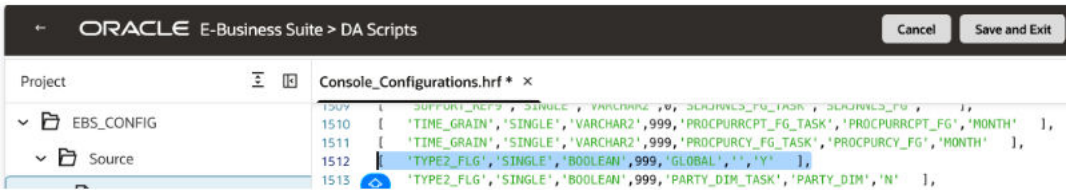

SLNo:	PARAM_CODE	GROUP_TYPE	GROUP_CODE	GROUP_NAME
1	COST_TIME_GRAIN	FACT_GROUP	PRJCOST_FG	Project Cost

Copyright © 2026, Oracle and/or its affiliates.

SLNo:	PARAM_CODE	GROUP_TYPE	GROUP_CODE	GROUP_NAME
2	HISTORY_LOAD	FACT_GROUP	APTRANS_FG	AP Transactions and Balance
3	HISTORY_LOAD	FACT_GROUP	ARTRANS_FG	AR Transactions and Balance
4	NAME_ORDER_WITH_FIRSTNAME	DIMEN_GROUP	POSHIER_DIM	Position Hierarchy Dimension
5	NAME_ORDER_WITH_FIRSTNAME	GLOBAL	GLOBAL	Global
6	PROJ_GL_PERIODS_TO_LOAD	FACT_GROUP	PRJGLRECNCL_FG	Project GL Reconciliation
7	PROJ_GL_PERIODS_TO_LOAD	GLOBAL	GLOBAL	Global
8	PROJ_GL_RECON_DT	FACT_GROUP	PRJGLRECNCL_FG	Project GL Reconciliation
9	PROJ_GL_RECON_DT	GLOBAL	GLOBAL	Global
10	REVENUE_TIME_GRAIN	FACT_GROUP	PRJREVN_FG	Project Revenue
11	SOFT_DELETE_PREPROCESS	DIMEN_GROUP	BALSEG_DIM	Balancing Segment Dimension
12	SOFT_DELETE_PREPROCESS	DIMEN_GROUP	BUSNLOC_DIM	Business Location Dimension
13	SOFT_DELETE_PREPROCESS	DIMEN_GROUP	CHLTYPE_DIM	Channel Type Dimension
14	SOFT_DELETE_PREPROCESS	DIMEN_GROUP	COSTCTR_DIM	Cost Center Dimension
15	SOFT_DELETE_PREPROCESS	DIMEN_GROUP	CUSTACCT_DIM	Customer Account Dimension
16	SOFT_DELETE_PREPROCESS	DIMEN_GROUP	CUSTLOC_DIM	Customer Location Dimension
17	SOFT_DELETE_PREPROCESS	DIMEN_GROUP	EMPLOYEE_DIM	Employee Dimension
18	SOFT_DELETE_PREPROCESS	DIMEN_GROUP	GLSEG_DIM	GL Segment Dimension
19	SOFT_DELETE_PREPROCESS	DIMEN_GROUP	INDUSTRY_DIM	Industry Dimension
20	SOFT_DELETE_PREPROCESS	DIMEN_GROUP	INTORG_DIM	Internal Organization Dimension
21	SOFT_DELETE_PREPROCESS	DIMEN_GROUP	INVPROD_DIM	Inventory Product Dimension
22	SOFT_DELETE_PREPROCESS	DIMEN_GROUP	NAT_ACCT_DIM	Natural account Dimension
23	SOFT_DELETE_PREPROCESS	DIMEN_GROUP	PARTYPER_DIM	Party Person Dimension

Copyright © 2026, Oracle and/or its affiliates.

SLNo:	PARAM_CODE	GROUP_TYPE	GROUP_CODE	GROUP_NAME
24	SOFT_DELETE_PREPROCESS	DIMEN_GROUP	PARTY_DIM	Party Dimension
25	SOFT_DELETE_PREPROCESS	DIMEN_GROUP	POSHIER_DIM	Position Hierarchy Dimension
26	SOFT_DELETE_PREPROCESS	DIMEN_GROUP	PRODCAT_DIM	Product category Dimension
27	SOFT_DELETE_PREPROCESS	DIMEN_GROUP	PRODUCT_DIM	Product Dimension
28	SOFT_DELETE_PREPROCESS	DIMEN_GROUP	SUPACCT_DIM	Supplier Account Dimension
29	SOFT_DELETE_PREPROCESS	DIMEN_GROUP	TERR_DIM	Territory Dimension
30	SOFT_DELETE_PREPROCESS	DIMEN_GROUP	USER_DIM	User Dimension
31	SOFT_DELETE_PREPROCESS	FACT_GROUP	APHOLDS_FG	AP Holds
32	SOFT_DELETE_PREPROCESS	FACT_GROUP	APTRANS_FG	AP Transactions and Balance
33	SOFT_DELETE_PREPROCESS	FACT_GROUP	ARTRANS_FG	AR Transactions and Balance
34	SOFT_DELETE_PREPROCESS	FACT_GROUP	ASTBAL_FG	Fixed Asset Balances
35	SOFT_DELETE_PREPROCESS	FACT_GROUP	ASTXACT_FG	Fixed Asset Transactions
36	SOFT_DELETE_PREPROCESS	FACT_GROUP	EXPCRDTCRD_FG	Expense Credit Card
37	SOFT_DELETE_PREPROCESS	FACT_GROUP	EXPOVERVIEW_FG	Expense Overview
38	SOFT_DELETE_PREPROCESS	FACT_GROUP	EXPVIOLATION_FG	Expense Violation
39	SOFT_DELETE_PREPROCESS	FACT_GROUP	FINPROFL_FG	Financial Profile
40	SOFT_DELETE_PREPROCESS	FACT_GROUP	PONNEG_FG	Sourcing Negotiation
41	SOFT_DELETE_PREPROCESS	FACT_GROUP	PONRESP_FG	Sourcing Response
42	SOFT_DELETE_PREPROCESS	FACT_GROUP	PRJBILLING_FG	Project Billing
43	SOFT_DELETE_PREPROCESS	FACT_GROUP	PRJBUDGET_FG	Project Budget
44	SOFT_DELETE_PREPROCESS	FACT_GROUP	PRJCIP_FG	Project CIP
45	SOFT_DELETE_PREPROCESS	FACT_GROUP	PRJCOST_FG	Project Cost
46	SOFT_DELETE_PREPROCESS	FACT_GROUP	PRJCRSCHRG_FG	Project Cross Charge

Copyright © 2026, Oracle and/or its affiliates.

SLNo:	PARAM_CODE	GROUP_TYPE	GROUP_CODE	GROUP_NAME
47	SOFT_DELETE_PREPROCESS	FACT_GROUP	PRJFRCST_FG	Project Forecast
48	SOFT_DELETE_PREPROCESS	FACT_GROUP	PRJFUNDING_FG	Project Funding
49	SOFT_DELETE_PREPROCESS	FACT_GROUP	PRJREVN_FG	Project Revenue
50	SOFT_DELETE_PREPROCESS	FACT_GROUP	PRJRSRCMGMT_FG	Project Resource Management
51	SOFT_DELETE_PREPROCESS	FACT_GROUP	PROCPO_FG	Procurement Purchase Orders
52	SOFT_DELETE_PREPROCESS	FACT_GROUP	PROCPURRCPT_FG	Purchase Receipts
53	SOFT_DELETE_PREPROCESS	FACT_GROUP	PROCPURREQ_FG	Purchase Requisitions
54	SOFT_DELETE_PREPROCESS	FACT_GROUP	PURAGG_FG	Purchasing Aggregate
55	SOFT_DELETE_PREPROCESS	FACT_GROUP	SPEND_FG	Spend
56	SOFT_DELETE_PREPROCESS	GLOBAL	GLOBAL	Global
57	TIME_GRAIN	FACT_GROUP	PROCPURCY_FG	Purchase Cycle
58	TIME_GRAIN	FACT_GROUP	PROCPURRCPT_FG	Purchase Receipts
59	TYPE2_FLG	DIMEN_GROUP	BUSNLOC_DIM	Business Location Dimension
60	TYPE2_FLG	DIMEN_GROUP	CUSTLOC_DIM	Customer Location Dimension
61	TYPE2_FLG	DIMEN_GROUP	EMPLOYEE_DIM	Employee Dimension
62	TYPE2_FLG	DIMEN_GROUP	PARTY_DIM	Party Dimension
63	TYPE2_FLG	DIMEN_GROUP	POSHIER_DIM	Position Hierarchy Dimension
64	TYPE2_FLG	DIMEN_GROUP	USER_DIM	User Dimension
65	TYPE2_FLG	GLOBAL	GLOBAL	Global
66	FSCL_PERIODS_TO_REFRESH	GLOBAL	GLOBAL	Global
67	FSCL_PERIODS_TO_REFRESH	FACT_GROUP	GLJRNLS_FG	GL Journals
68	FSCL_PERIODS_TO_REFRESH	FACT_GROUP	ARTRANS_FG	AR Transactions and Balance
69	FSCL_PERIODS_TO_REFRESH	FACT_GROUP	APTRANS_FG	AP Transactions and Balance

Global Currencies

Copyright © 2026, Oracle and/or its affiliates.

By default, seeded values are provided for the global currencies. Global currencies enable users to analyze financial data across multiple business units and regions by converting transactions into a common reporting currency.

Review the seeded values and update them as required to meet your organization's reporting requirements.

Navigation:

EBS_CONFIG → Console_Configurations.hrf → C_DWGLOBAL_PARAMS_VL_DS_IN (inline dataset)

PARAM_CODE	Default Value
GLOBAL1_CURR_CODE_DOMAIN	USD
GLOBAL1_RATE_TYPE_DOMAIN	Corporate
GLOBAL2_CURR_CODE_DOMAIN	EUR
GLOBAL2_RATE_TYPE_DOMAIN	Corporate
GLOBAL3_CURR_CODE_DOMAIN	GBP
GLOBAL3_RATE_TYPE_DOMAIN	Corporate
GLOBAL4_CURR_CODE_DOMAIN	USD
GLOBAL4_RATE_TYPE_DOMAIN	Corporate
GLOBAL5_CURR_CODE_DOMAIN	USD
GLOBAL5_RATE_TYPE_DOMAIN	Corporate
DEFAULT_LOC_RATE_TYPE_DOMAIN	Corporate

> **Note**
>
> For the target table and fact or dim group assignment, refer Fact and Dimension Group Usage by Target Table.

Initial Extract Date Configuration

These topics describe the initial extract date configuration.

Topics:

- Initial Extract Date Configuration Overview
- Initial Extract Date Configuration Guidelines
- Fact Tables Using INITIAL_EXTRACT_DATE

Initial Extract Date Configuration Overview

The Initial Extract Date parameter is used during a full data load to limit the amount of historical transactional data extracted.

It filters records based on their creation date, thereby reducing the volume of data processed during the initial extraction.

The specified date is applied as a filter to the transactional data in the selected full extract mapping.

Copyright © 2026, Oracle and/or its affiliates.

Initial Extract Date Configuration Guidelines

When configuring the Initial Extract Date, follow these recommendations:

- Specify the date in the format YYYY-MM-DD (for example, 2014-12-31).
- The default value is 1970-01-01.
- Set the date to the start of an accounting period, not a date within the middle of a period.

Example: If you want to begin extracting data from the June 2005 accounting period, and the accounting period starts on June 5, 2005, set the **Initial Extract Date** to **2005-06-05**, rather than any later date in June.

Fact Tables Using INITIAL_EXTRACT_DATE

The INITIAL_EXTRACT_DATE parameter is applicable to the following fact tables.

- Financials
- Expense
- Procurement
- Projects
- Configuring the INITIAL_EXTRACT_DATE Parameter

Financials

The INITIAL_EXTRACT_DATE parameter is applicable to the following fact tables.

- W_GL_OTHER_F
- W_GL_BALANCE_F
- W_GL_REVN_F
- W_GL_COGS_F
- W_GL_COST_REVN_F
- W_AP_HOLDS_F
- W_FA_BALANCE_F
- W_FA_XACT_F
- W_AP_XACT_F
- W_AR_XACT_F

Expense

The INITIAL_EXTRACT_DATE parameter is applicable to the following fact tables.

- W_EXPENSE_F
- W_EXPENSE_CC_F
- W_EXPENSE_VIOLATION_F

Procurement

The INITIAL_EXTRACT_DATE parameter is applicable to the following fact tables.

Copyright © 2026, Oracle and/or its affiliates.

- W_PURCH_RQSTN_LINE_F
- W_RQSTN_LINE_COST_F
- W_PURCH_AGREEMENT_HEADER_F
- W_PURCH_AGREEMENT_LINE_F
- W_PURCH_SCHEDULE_LINE_F
- W_PURCH_COST_F
- W_PURCH_RCPT_F
- W_AP_INV_DIST_F
- W_PURCH_CHANGE_ORDER_F
- W_NEG_INVITATIONS_F
- W_NEG_LINES_F
- W_NEG_RESPONSES_F

Projects

The INITIAL_EXTRACT_DATE parameter is applicable to the following fact tables.

- W_PROJ_BUDGET_F
- W_PROJ_COMMITMENT_F
- W_PROJ_COMMITMENT_SNP_F
- W_PROJ_CONTRACT_LINE_F
- W_PROJ_COST_LINE_F
- W_PROJ_CROSS_CHARGE_DIST_F
- W_PROJ_FORECAST_F
- W_PROJ_FUNDING_LINE_F
- W_PROJ_INVOICE_DIST_F
- W_PROJ_REVENUE_LINE_F

Configuring the INITIAL_EXTRACT_DATE Parameter

Configure the INITIAL_EXTRACT_DATE parameter.

- Edit **EBS_PARAMETERS** DA Script application → **main.hrf**.
- Locate the dataset **ALL_TIMESTAMP_PARAMS_TABLE_BIACM**.
- Update the value for **INITIAL_EXTRACT_DATE** parameter.

Note: Ensure that the INITIAL_EXTRACT_DATE parameter value matches the Initial Extract Date configured under **Pipeline Settings** → **Global Parameters**.

Copyright © 2026, Oracle and/or its affiliates.

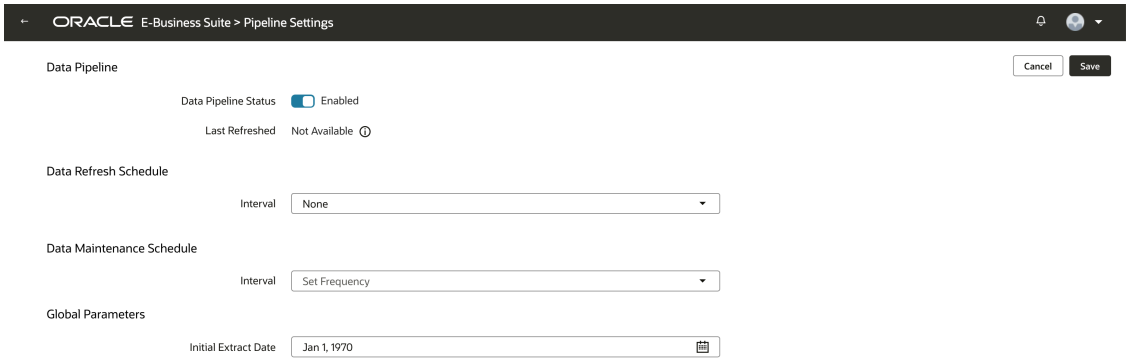

Purchasing Targets Configuration

These topics describe the purchasing targets configuration.

Topics:

- Purchasing Targets Configuration Overview
- Dataset Name
- Purchasing Targets Configuration Purpose
- Purchasing Targets Dataset Structure
- Purchasing Targets Dataset Primary Key
- Purchasing Targets Configuration Example
- Purchasing Targets Configuration Guidelines
- Purchasing Targets ETL Processing
- Purchasing Targets Configuration Notes

Purchasing Targets Configuration Overview

The FILE_PURCH_TARGET_FS inline dataset is used to configure target values for Procurement KPIs in Procurement Analytics.

These targets enable organizations to compare actual procurement performance against predefined business goals and are displayed in Procurement dashboards and scorecards.

Each record in the dataset represents a target value for a specific Reporting Period, Purchasing Business Unit, and KPI.

Dataset Name

FILE_PURCH_TARGET_FS

Purchasing Targets Configuration Purpose

The FILE_PURCH_TARGET_FS dataset is used during the ETL process to load Procurement KPI target values into the analytics repository.

The configured targets are used for:

Copyright © 2026, Oracle and/or its affiliates.

- KPI Target vs Actual comparisons
- Procurement Performance dashboards
- Executive scorecards
- Trend and variance analysis
- Business Unit performance reporting

Purchasing Targets Dataset Structure

The FILE_PURCH_TARGET_FS dataset contains the following columns.

Column	Data Type	Description
PERIOD_START_DT	VARCHAR2(19)	Start date of the reporting period.
PRC_BU_ID	VARCHAR2(80)	Purchasing Business Unit identifier.
KPI_NAME	VARCHAR2(80)	Name of the Procurement KPI.
TARGET_VALUE	NUMBER	Target value configured for the KPI.
DELETE_FLG	VARCHAR2(1)	Indicates whether the record is marked for deletion.
CREATED_ON_DT	VARCHAR2(19)	Record creation timestamp.
CHANGED_ON_DT	VARCHAR2(19)	Last modification timestamp.
DATASOURCE_NUM_ID	NUMBER	Source system identifier.
INTEGRATION_ID	VARCHAR2(80)	Unique integration identifier.
TENANT_ID	VARCHAR2(80)	Tenant identifier for multi-tenant environments.
X_CUSTOM	VARCHAR2(10)	Reserved custom attribute.

Purchasing Targets Dataset Primary Key

The FILE_PURCH_TARGET_FS dataset uses the following composite primary key.

Column
DATASOURCE_NUM_ID
INTEGRATION_ID

Purchasing Targets Configuration Example

The table below illustrates a sample configuration for the FILE_PURCH_TARGET_FS dataset.

PERIOD_START_DT	PRC_BU_ID	KPI_NAME	TARGET_VALUE	DATASOURCE_NUM_ID	INTEGRATION_ID
2026-01-01 00:00:00	US_BU	Spend Under Contract (%)	85	1	PT001
2026-01-01 00:00:00	US_BU	Supplier On-Time Delivery (%)	95	1	PT002

Copyright © 2026, Oracle and/or its affiliates.

PERIOD_START_DT	PRC_BU_ID	KPI_NAME	TARGET_VALUE	DATASOURCE_NUM_ID	INTEGRATION_ID
2026-01-01 00:00:00	UK_BU	Procurement Savings	500000	1	PT003

For example, the first record defines a target of **85%** for the **Spend Under Contract (%)** KPI for the **US Purchasing Business Unit** beginning **January 1, 2026**.

Each row represents a unique KPI target for a Purchasing Business Unit and reporting period.

Purchasing Targets Configuration Guidelines

The best practice for the FILE_PURCH_TARGET_FS dataset is to configure only one active target for each combination of: Reporting Period, Purchasing Business Unit, KPI Name.

Having multiple active records for the same combination can lead to duplicate target calculations and inconsistent reporting.

Purchasing Targets ETL Processing

This is the ETL execution process for the FILE_PURCH_TARGET_FS dataset.

During ETL execution:

1. Target records are loaded from FILE_PURCH_TARGET_FS.
2. The records are validated and processed.
3. Target values are stored in the analytics repository.
4. Procurement dashboards retrieve these values to calculate:
   - Target Achievement
   - KPI Variance
   - Performance Trends
   - Business Unit Scorecards

Purchasing Targets Configuration Notes

Note the following for the FILE_PURCH_TARGET_FS dataset.

- Ensure that **INTEGRATION_ID** is unique within each **DATASOURCE_NUM_ID**.
- The **PERIOD_START_DT** should follow the standard date format expected by the ETL process.
- Records marked with **DELETE_FLG** are treated as inactive during processing.
- **X_CUSTOM** is reserved for customer-specific extensions and should only be used when required.

Slowly Changing Dimension Configuration

Oracle E-Business Suite Data Intelligence supports Type 1 and Type 2 Slowly Changing Dimensions (SCD), enabling organizations to determine how changes to dimension records are managed over time.

Copyright © 2026, Oracle and/or its affiliates.

- SCD Configuration Overview
- Configure SCD Behavior

SCD Configuration Overview

When a dimension record is updated, the warehouse can process the change using one of the following methods:

- **Type 1 SCD** – The existing record is overwritten with the latest values. Historical values are not retained.
- **Type 2 SCD** – A new version of the record is created while preserving the previous version, enabling historical reporting and point-in-time analysis.

The SCD processing is applied after data extraction and transformation, ensuring that the logic is source-independent.

Configure SCD Behavior

You can configure whether a dimension uses Type 1 or Type 2 SCD by setting the TYPE2_FLG parameter.

1. Navigate to: **EBS_CONFIG → Console_Configurations.hrf**.
2. Locate the dataset: **C_PARAMETER_VALUE_FORMATTER_V_DS_IN**
3. Update the value of the TYPE2_FLG parameter: **Dimensions with Type 2 Enabled by Default**
   - – Y – Enables Type 2 SCD
   - – N – Enables Type 1 SCD

   Note: Choose Type 1 or Type 2 based on whether the dimension attributes are historically significant and need to be preserved.

   The following dimension tables have Type 2 SCD enabled by default (TYPE2_FLG = Y):

   - DW_EB_X_EBS_COMMON_W_CUSTOMER_LOC_D
   - DW_EB_X_EBS_COMMON_W_BUSN_LOCATION_D
   - DW_EB_X_EBS_COMMON_W_EMPLOYEE_D
   - DW_EB_X_EBS_COMMON_W_PARTY_ORG_D
   - DW_EB_X_EBS_COMMON_W_PARTY_PER_D
   - DW_EB_X_EBS_COMMON_W_POSITION_D
   - DW_EB_X_EBS_COMMON_W_USER_D

   If required, you can change the TYPE2_FLG setting for these tables to disable Type 2 processing and use Type 1 behavior instead.

Configuration Steps

1. Navigate to: **EBS_CONFIG → Console_Configurations.hrf**
2. Locate the dataset: **C_PARAMETER_VALUE_FORMATTER_V_DS_IN**
3. Update the value of the TYPE2_FLG parameter:**Dimensions with Type 2 Enabled by Default**
   - – Y – Enables **Type 2 SCD**

Copyright © 2026, Oracle and/or its affiliates.

- N – Enables **Type 1 SCD**

Note: Choose Type 1 or Type 2 based on whether the dimension attributes are historically significant and need to be preserved.

The following dimension tables have **Type 2 SCD enabled by default** (TYPE2_FLG = Y):

- DW_EB_X_EBS_COMMON_W_CUSTOMER_LOC_D
- DW_EB_X_EBS_COMMON_W_BUSN_LOCATION_D
- DW_EB_X_EBS_COMMON_W_EMPLOYEE_D
- DW_EB_X_EBS_COMMON_W_PARTY_ORG_D
- DW_EB_X_EBS_COMMON_W_PARTY_PER_D
- DW_EB_X_EBS_COMMON_W_POSITION_D
- DW_EB_X_EBS_COMMON_W_USER_D

If required, you can change the TYPE2_FLG setting for these tables to disable Type 2 processing and use Type 1 behavior instead.

Soft delete logic Configuration

Oracle E-Business Suite Data Intelligence implements a soft delete mechanism to manage records that have been physically deleted from the source system.

Instead of physically removing these records from the data warehouse, the ETL process marks them as logically deleted by setting the DELETE_FLG column to 'Y'. This approach preserves historical data while ensuring that deleted records can be excluded from reporting and analytics.

The soft delete process uses a full comparison strategy based on the Primary Extract (_PE) and Delete (_DEL) tables to identify records that have been removed from the source system.

Soft Delete Process

The soft delete process consists of the following stages:

- Primary Extract Mappings (SDE_*_Primary)
- Delete (_DEL) Tables
- Processing Deletes

Primary Extract Mappings (SDE_*_Primary)

The Primary Extract mappings (SDE_*_Primary) perform a full extraction of only the primary key (INTEGRATION_ID) values from the source system.

The extracted keys are loaded into the corresponding Primary Extract (_PE) staging table (for example, W_REVENUE_F_PE).

The _PE tables represent the complete set of primary keys currently available in the source system and serve as the baseline for identifying deleted records.

Delete (_DEL) Tables

The ETL process compares the primary keys stored in the data warehouse with the keys in the corresponding Primary Extract (_PE) table.

Copyright © 2026, Oracle and/or its affiliates.

Any record that exists in the warehouse but is no longer present in the _PE table is identified as a record that has been physically deleted from the source system.

The primary keys of these deleted records are loaded into the corresponding Delete (_DEL) table. Each _DEL table contains the list of records that require soft delete processing.

Processing Deletes

In the final stage of the soft delete process, the ETL process uses the corresponding Delete (_DEL) table as the source to update the target warehouse tables.

For every record whose primary key exists in the _DEL table, the corresponding fact (_F) or dimension (_D) record is updated by setting:

- DELETE_FLG = 'Y'

The records remain in the data warehouse to preserve historical data, while the logical delete flag indicates that they no longer exist in the source system. Reporting and analytical processes can use the DELETE_FLG column to exclude logically deleted records, as appropriate.

Soft Delete Workflow

The following steps show the soft delete workflow for the soft delete logic configuration.

1. The Primary Extract mappings (SDE_*_Primary) extract all current primary keys (INTEGRATION_ID) from the source system into the corresponding _PE tables.
2. The ETL process compares the warehouse records with the _PE tables to identify records that no longer exist in the source system.
3. The identified primary keys are loaded into the corresponding _DEL tables.
4. The ETL process updates the target fact (_F) and dimension (_D) tables by setting DELETE_FLG = 'Y' for all records identified in the _DEL tables.

This design ensures that deletions in the source system are accurately reflected in the data warehouse without physically removing historical records, thereby supporting data retention and maintaining referential integrity.

Configuring Soft Delete

In Oracle E-Business Suite Data Intelligence, the soft delete feature is controlled by the SOFT_DELETE_PREPROCESS parameter.

Oracle E-Business Suite Data Intelligence supports soft delete for the following dimensions and facts:

Group Code	Description	Fact/Dimension
PRODCAT_DIM	Product Category Dimension	W_PROD_CAT_DH
PURAGG_FG	Purchase Agreement Fact Group	W_PURCH_AGREEMENT_HEADER_F/ W_PURCH_AGREEMENT_LINE_F
SPEND_FG	Spend Fact Group	W_AP_INV_DIST_F
GLSEG_DIM	GL Segment Dimension	W_GL_SEGMENT_D
PARTYPER_DIM	Party person Dimension	W_PARTY_PER_D

Copyright © 2026, Oracle and/or its affiliates.

Group Code	Description	Fact/Dimension
PONRESP_FG	PO Negotiation Responses Fact Group	W_NEG_AWARDS_F/ W_NEG_RESPONSES_F
PRJBUDGET_FG	Project Budget Fact Group	W_PROJ_BUDGET_F
PRJCRSCHRG_FG	Project Cross Charge Dist Line Fact Group	W_PROJ_CROSS_CHARGE_DIST _F
PRJREVN_FG	Project Revenue Fact Group	W_PROJ_REVENUE_HDR_F/ W_PROJ_REVENUE_LINE_F
PRJRSRCMGMT_FG	Project Resource Management Fact Group	W_PROJ_RSRC_RQRMNT_F/ W_PROJ_RSRC_UTILIZATION_F
PROCPURREQ_FG	Procurement Purchase Requisition Fact Group	W_PURCH_RQSTN_LINE_F/ W_RQSTN_LINE_COST_F
PRODUCT_DIM	Product Catalog Dimension	W_PRODUCT_CATALOG_D
USER_DIM	User Dimension	W_USER_D
NAT_ACCT_DIM	Natural Account Dimension	W_NATURAL_ACCOUNT_D
PARTY_DIM	Party Dimension	W_PARTY_D
PONNEG_FG	PO Negotiation Fact Group	W_NEG_INVITATIONS_F/ W_NEG_LINES_F
POSHIER_DIM	Position Hierarchy Dimension	W_POSITION_D
PRJBILLING_FG	Project Billing Fact Group	W_PROJ_INVOICE_LINE_F
PRJCOST_FG	Project Cost Line Fact Group	W_PROJ_COST_LINE_F
PRJFRCST_FG	Project Forecast Fact Group	W_PROJ_FORECAST_F
PRJFUNDING_FG	Project Funding Fact Group	W_PROJ_FUNDING_HDR_F/ W_PROJ_FUNDING_LINE_F/ W_PROJ_RETENTION_F
PROCPURRCPT_FG	Procurement Purchase Receipt Fact Group	W_PURCH_RCPT_F
SUPACCT_DIM	Supplier Account Dimension	W_SUPPLIER_ACCOUNT_D
BALSEG_DIM	Balancing Segment Dimension	W_BALANCING_SEGMENT_D
CUSTLOC_DIM	Customer Location Dimension	W_CUSTOMER_LOC_D
BUSNLOC_DIM	Business Location Dimension	W_BUSN_LOCATION_D
COSTCTR_DIM	Cost Center Dimension	W_COST_CENTER_HIER_PS
EXPOVERVIEW_FG	Employee Expense Overview Fact Group	W_EXPENSE_F
EXPVIOLATION_FG	Employee Expense Violation Fact Group	W_EXPENSE_VIOLATION_F
INDUSTRY_DIM	Industry Dimension	W_INDUSTRY_DH
INVPROD_DIM	Inventory Product Dimension	W_INVENTORY_PRODUCT_D
PRJCIP_FG	Project Cost InProgress Fact Group	W_PROJ_CIP_DTL_F/ W_PROJ_CIP_HDR_F
APHOLDS_FG	Accounts Payable Holds Fact Group	W_AP_HOLDS_F
APTRANS_FG	Accounts Payable Transaction Fact Group	W_AP_XACT_F
ARTRANS_FG	Accounts Receivable Transaction Fact Group	W_AR_XACT_F

Copyright © 2026, Oracle and/or its affiliates.

Group Code	Description	Fact/Dimension
CUSTACCT_DIM	Customer Account Dimension	W_CUSTOMER_ACCOUNT_D
EMPLOYEE_DIM	Employee Dimension	W_EMPLOYEE_D
FINPROFL_FG	Customer Financial Profile Fact Group	W_CUSTOMER_FIN_PROFL_F
ASTXACT_FG	Asset Transaction Fact Group	W_FA_XACT_F
CHLTYPE_DIM	Channel Type Dimension	W_CHNL_TYPE_D
EXPCRDTCRD_FG	Expense Credit Card Fact Group	W_EXPENSE_CC_F
INTORG_DIM	Internal Organization Dimension	W_ORA_INT_ORG_DH_PS
PROCPO_FG	Procurement Purchase Order Fact Group	W_PURCH_SCHEDULE_LINE_F/ W_PURCH_VARIANCE_XACT_F/ W_PURCH_COST_F

Updating the SOFT_DELETE_PREPROCESS Parameter

Follow these instructions to update the SOFT_DELETE_PREPROCESS parameter.

Open the **EBS_CONFIG** DA Script application and navigate to **Console_Configurations.hrf → Inline Dataset C_PARAMETER_VALUE_FORMATTER_V_DS_IN → SOFT_DELETE_PREPROCESS**.

Within the C_PARAMETER_VALUE_FORMATTER_V_DS_IN inline dataset, the SOFT_DELETE_PREPROCESS parameter is configured at the DW_TASK_CODE and GROUP_CODE levels.

- **DW_TASK_CODE**: For some records, the DW_TASK_CODE is populated with the corresponding Fact or Dimension task, while for others it is set to GLOBAL
- **GROUP_CODE** : This identifies the associated Fact Group or Dimension Group. Refer to the table above for the list of supported GROUP_CODE values, their descriptions, and the corresponding Fact and Dimension tables associated with each group.

By default, the SOFT_DELETE_PREPROCESS parameter is set to **N**, indicating that soft delete preprocessing is disabled for the corresponding Fact Group or Dimension Group.

To enable soft delete preprocessing, update the parameter value to **Y** for the required GROUP_CODE. Modify only the applicable GROUP_CODE entries based on your business requirements, leaving all other entries unchanged.

Spend Categories Configuration

These topics describe the spend categories configuration.

Topics:

- Spend Categories Configuration Overview
- Dataset Name
- Spend Categories Configuration Purpose
- Spend Categories Dataset Structure
- Spend Categories Dataset Primary Key

Copyright © 2026, Oracle and/or its affiliates.

- Spend Categories Configuration Example
- Spend Categories Configuration Guidelines
- Spend Categories Configuration Pipeline Processing
- Spend Categories Configuration Notes

Spend Categories Configuration Overview

The FILE_ORA_OP_SPEND_CATEGORY inline dataset is used to map Procurement Categories to Spend Categories in Procurement Analytics.

This mapping enables the application to consolidate detailed procurement categories into broader spend classifications, supporting standardized spend reporting and analysis.

Each record in the dataset associates a Procurement Category with a corresponding Spend Category.

Dataset Name

FILE_ORA_OP_SPEND_CATEGORY

Spend Categories Configuration Purpose

The FILE_ORA_OP_SPEND_CATEGORY dataset is used during the pipeline process to map Procurement Categories to Spend Categories.

The configured mappings are used for:

- Spend Analysis reporting
- Category-based procurement dashboards
- Spend Category rollup and aggregation
- Executive procurement scorecards
- Standardized procurement reporting across business units

Spend Categories Dataset Structure

The FILE_ORA_OP_SPEND_CATEGORY dataset contains the following columns.

Column	Data Type	Description
CATEGORY_ID	VARCHAR2(80)	Unique identifier of the Procurement Category from the source system.
CATEGORY_NAME	VARCHAR2(255)	Name or description of the Procurement Category.
SPEND_CATEGORY_ID	VARCHAR2(80)	Identifier of the Spend Category to which the Procurement Category is mapped.

Spend Categories Dataset Primary Key

The FILE_ORA_OP_SPEND_CATEGORY dataset uses the following primary key.

Copyright © 2026, Oracle and/or its affiliates.

Column
SPEND_CATEGORY_ID

> **Note**
>
> The primary key ensures that each Spend Category identifier is unique within the dataset.

Spend Categories Configuration Example

The following table illustrates a sample configuration of the FILE_ORA_OP_SPEND_CATEGORY dataset.

CATEGORY_ID	CATEGORY_NAME	SPEND_CATEGORY_ID
123	Office Supplies	INDIRECT_SPEND
124	Computer Hardware	IT_HARDWARE
125	Air Travel	TRAVEL
126	Professional Services	SERVICES

In the first row, the Procurement Category **Office Supplies** (Category ID **123**) is mapped to the Spend Category **INDIRECT_SPEND**. During ETL processing, all transactions associated with this Procurement Category are classified under the Indirect Spend reporting category.

Similarly, each row maps a Procurement Category to a Spend Category used for procurement reporting and analytics.

Spend Categories Configuration Guidelines

The best practice for the FILE_ORA_OP_SPEND_CATEGORY dataset is to ensure that every Procurement Category is mapped to the appropriate Spend Category.

Use consistent Spend Category identifiers across all source systems. Review mappings whenever new Procurement Categories are introduced in the ERP system.

Improper or missing mappings may result in procurement transactions being categorized incorrectly, leading to inaccurate spend analysis and reporting.

Spend Categories Configuration Pipeline Processing

This is the pipeline execution process for the FILE_ORA_OP_SPEND_CATEGORY dataset.

During pipeline execution:

1. Procurement Category records are read from the source system.
2. The FILE_ORA_OP_SPEND_CATEGORY dataset is used to determine the corresponding Spend Category.
3. Transactions are enriched with the configured Spend Category.
4. Spend Categories are used by Procurement Analytics dashboards and reports for aggregation and filtering.

Copyright © 2026, Oracle and/or its affiliates.

Spend Categories Configuration Notes

Note the following for the FILE_ORA_OP_SPEND_CATEGORY dataset.

Every Procurement Category should have a corresponding Spend Category mapping. Changes to Spend Category mappings affect historical and future reporting based on the ETL processing strategy. It is recommended to validate the mappings after adding new Procurement Categories or reorganizing category hierarchies.

This configuration ensures that procurement transactions are consistently classified into business-defined Spend Categories, enabling accurate spend analysis, category reporting, and procurement performance monitoring across the organization.

Warehouse Generated Calendars Configuration

These topics describe the warehouse generated calendars configuration.

Topics:

- Warehouse Generated Calendars Configuration Overview
- Configure the Inline Dataset for the Warehouse Generated Calendars

Warehouse Generated Calendars Configuration Overview

In the data warehouse, you can generate calendars such as 4-4-5 or 13-period calendars.

- The table W_MCAL_WEEK_D is populated only for generated calendars (e.g., 4-4-5, 13-period).
- For non-generated calendars (OLTP-sourced fiscal calendars), the week-related enterprise columns in W_DAY_D remain null.
- If a non-generated calendar is selected as the Enterprise Calendar, the table W_ENT_WEEK_D will not be populated.

For 13 period calendars, there is no concept of Quarter, therefore all Quarter columns in W_MCAL_WEEK_D, W_MCAL_PERIOD_D, W_MCAL_YEAR_D will be null.

W_ENT_QTR_D will not be populated if a 13 period calendar is chosen as the Enterprise Calendar.

For Oracle E-Business Suite source calendars, no configuration entries are required

Warehouse-generated calendars must be configured using the inline dataset FILE_MCAL_CONFIG_G.

Column Details:

CALENDAR_NAME - The name of the calendar that is being configured.

CALENDAR_CLASS - Generally it will be 'Generated'

PERIOD_TYPE - The type of the calendar period that is being configured, such as 4-4-5.

CAL_ST_DT - The date from which the calendar generation begins.

CAL_END_DT - The date at which the calendar generation ends.

Copyright © 2026, Oracle and/or its affiliates.

CAL_OFFSET - The offset which identifies the start date of the calendar. Valid Start Day and Offset values are: Monday 0 Tuesday 1 Wednesday 2 Thursday 3 Friday –3 Saturday –2 Sunday –1

WEEK_ALLOCATION_RULE - This parameter determines how weeks are allocated in the calendar that is being configured. For example, 4-4-5, 5-4-4, 4-5-4, or 13 period.

REFERENCE_DATE - The date (in MMDD format) that the fiscal year starts. For example, if an organization's fiscal year is from October to September, then the reference_date value should be 0929. The previous fiscal year must end between three days before and three days after the date specified by REFERENCE_DATE (that is, within the range (REFERENCE_DATE - 3) to (REFERENCE_DATE + 3). In other words, if a REFERENCE_DATE is 0131 for 31st January, the previous fiscal year cannot exceed 3rd February.

Other standard columns

Such as **W_INSERT_DT**, **W_UPDATE_DT**, **TENANT_ID**, **X_CUSTOM**.

Configure the Inline Dataset for the Warehouse Generated Calendars

Use these steps to configure the inline dataset for the warehouse generated calendars configuration.

1. Open the **EBS_CONFIG** DA Script application
2. Navigate to **Functional_configurations.hrf**
3. Locate the inline dataset: **FILE_MCAL_CONFIG_G**
4. Update the inline datasets according to the defined business requirements.

Review and Configure the Parameters

Review the parameters and their usage by application. You must configure certain parameters because Oracle E-Business Suite Data Intelligence references and uses them during mapping execution.

The following table lists all the parameters used by Oracle E-Business Suite Data Intelligence, along with their purpose:

Parameter Name	Description
MASTER_ORG	This parameter is used to define Master Inventory Organizations.
PROD_CAT_SET_ID1,PROD_CAT_SET_ID2, PROD_CAT_SET_ID3,PROD_CAT_SET_ID4, PROD_CAT_SET_ID5,PROD_CAT_SET_ID6, PROD_CAT_SET_ID7,PROD_CAT_SET_ID8, PROD_CAT_SET_ID9,PROD_CAT_SET_ID10	These parameters are used to Configure product category Set Set IDs. The system currently supports ten Inventory product category set IDs.

Copyright © 2026, Oracle and/or its affiliates.

Parameter Name	Description
INV_PROD_CAT_SET_ID1,INV_PROD_CAT_SET_ID2, INV_PROD_CAT_SET_ID3,INV_PROD_CAT_SET_ID4, INV_PROD_CAT_SET_ID5,INV_PROD_CAT_SET_ID6, INV_PROD_CAT_SET_ID7,INV_PROD_CAT_SET_ID8, INV_PROD_CAT_SET_ID9,INV_PROD_CAT_SET_ID10	These parameters are used to Configure Inventory product category Set IDs. The system currently supports ten Inventory product category set IDs.
GLOBAL1_CURR_CODE_DOMAIN,GLOBAL2_CURR_CODE_DOMAIN, GLOBAL3_CURR_CODE_DOMAIN,GLOBAL4_CURR_CODE_DOMAIN, GLOBAL5_CURR_CODE_DOMAIN	These parameters are used to Configure Global currencies. Total Five global currencies need to be configured. In reporting we support three global currencies.
GLOBAL1_RATE_TYPE_DOMAIN,GLOBAL2_RATE_TYPE_DOMAIN, GLOBAL3_RATE_TYPE_DOMAIN,GLOBAL4_RATE_TYPE_DOMAIN, GLOBAL5_RATE_TYPE_DOMAIN	These parameters are used to Configure Global currency exchange rates. Total Five global currency exchange rate types need to be configured. These rates convert local currencies into configured Global Currencies.
ETL_UNSPEC_ROW_WID	This parameter is used to configure default value for ROW_WID if actual column does not having any value.
ETL_UNSPEC_CODE	This parameter is used to configure default value for %CODE columns if actual column does not having any value.
ETL_UNSPEC_NUM	This parameter is used to configure default value for NUMBER columns if actual column does not having any value.
ETL_UNSPEC_DSN	This parameter is used to configure default value for DSN column if actual column does not having any value.
ETL_UNSPEC_NAME	This parameter is used to configure default value for CHAR columns if actual column does not having any value.
ETL_UNSPEC_STR	This parameter is used to configure default value for CHAR columns if actual column does not having any value.
ETL_UNSPEC_YES_FLG	This parameter is used to configure default value for FLAG columns if actual column does not having any value.
ETL_UNSPEC_NO_FLG	This parameter is used to configure default value for FLAG columns if actual column does not having any value.
ETL_UNSPEC_DT	This parameter is used to configure default value for DATE columns if actual column does not having any value.
ETL_UNSPEC_DATE	This parameter is used to configure default value for DATE columns if actual column does not having any value.

Copyright © 2026, Oracle and/or its affiliates.

Parameter Name	Description
ETL_UNSPEC_HI_DT	This parameter is used to configure default High date value for columns if actual column does not having any value.
ETL_UNSPEC_LOW_DT	This parameter is used to configure default low date value for columns if actual column does not having any value.
START_DATE	This parameter is used to configure Start date for the Gregorian Calendar.
END_DATE	This parameter is used to configure End date for the Gregorian Calendar.
ETL_13P_CALENDAR_ID	This parameter is used to configure Calendar ID of the 13 Period Calendar row provided in the configuration inline dataset - FILE_MCAL_CONFIG_G.
ETL_445P_CALENDAR_ID	This parameter is used to configure Calendar ID of the 4-4-5 Period Calendar row provided in the configuration inline dataset - FILE_MCAL_CONFIG_G.
CAL_WEEK_FLG	This parameter is used to configure whether the calendar week configuration is Full - "F" or partial - "P". A full week spans gregorian year boundaries. Partial week config means the week that spans Gregorian boundaries get broken into 2.
CAL_WEEK_STANDARD	This parameter is used to configure the day of week of a date and the calendar week to which that date belongs to. There are 4 major standards that have been implemented: 1. 'US' -- US standard 2. 'ISO~EURO' -- Euro standard 3. 'EURO~GER' -- German standard 4. 'ISLAMIC' -- Islamic standard If no value is specified the US standard is taken by default.
GBL_CALENDAR_ID	This parameter is used to configure the Calendar Id that will be used as Enterprise Calendar. For Generated Calendars: enter <CALENDAR_ID>.
GBL_DATASOURCE_NUM_ID	This parameter is used to configure the DSN value for Global calendar defined.
DEFAULT_LOC_RATE_TYPE	This parameter is used to configure default local currency rate type.
DEFAULT_LOC_RATE_TYPE_DOMAIN	This parameter is used to configure default local currency rate type.
CUSTOMER_HIERARCHY_TYPE	This parameter is used to configure Customer Hierarchy Type used for EBS Party Hierarchy extract.

Copyright © 2026, Oracle and/or its affiliates.

Parameter Name	Description
IS_FEDFIN_ENABLED	This parameter is used to configure whether Federal Financials is implemented or not. Set the value of this parameter to "Y" if you implement Federal Financials Analytics.
LEDGER_ID_LIST	This parameter is used to configure the list of ledgers to be extracted from source system.
LEDGER_TYPE_LIST	This parameter is used to configure the list of ledger types to be extracted from source system.
SUBLEDGER_MODULE_LIST	This parameter is used to configure the subledger modules you want to extract the GL Linkage information for.
NAME_ORDER_WITH_FIRSTNAME	This parameter is used to configure the Order of First and Last Name (used in Position Hierarchy) - Y or N. If the value is Y, then the format is "First Name Last Name", if the value is N, then the format is "Last Name First Name".
EMPL_NAME_FORMAT	This parameter is used to configure the full name format of employees. For example, --L,F --L,M,F, --L F.
SOFT_DELETE_FEATURE_ENABLED	This parameter is used to configure soft deletes on warehouse for the source deleted records.
SOFT_DELETE_PREPROCESS	This parameter is used to configure soft deletes on warehouse for the source deleted records.
LOW_DATE	This parameter is used to configure the low date value.
HI_DATE/HI_DT	This parameter is used to configure the HI date value.
ORA_HI_DATE	This parameter is used to configure the HI date value.
XRATE_UPD_NUM_DAY	This parameter is used to configure Exchange Rate EBS Incremental Logic. The default value is 30 viz one month.
FSCL_PERIODS_TO_REFRESH	This parameter is used to configure the number of fiscal periods to be deleted and reprocessed in the incremental run for aggregate tables in financial analytics. The default value is set to 12 fiscal periods.
LANGUAGE_BASE	This parameter is used to provide pseudo translations for the languages enabled on the data warehouse, but no data is available in the source system. Default value is American English.
TYPE2_FLG	This parameter is used to configure SCD type2 behaviour.
VIEW_APPLICATION_ID	This parameter is used to configure the application Id's of source system to be extracted.
VAR_ETL_SOURCE_CODE_NOT_SUPPLIED	This parameter is used to configure a default value when the source system code is not supplied.

Copyright © 2026, Oracle and/or its affiliates.

Parameter Name	Description
INITIAL_EXTRACT_DATE	This parameter is used to configure the start date for historical data loading during a full ETL load.
LAST_ARCHIVE_DATE	This parameter is used to configure the last archive date used by the soft delete process.
DATASOURCE_NUM_ID	This parameter is used to uniquely identify the source system from which data is extracted.
WH_DATASOURCE_NUM_ID	This parameter is used to uniquely identify the data warehouse where the target data resides. Default value is 999.
TENANT_ID	This parameter is used to configure the system column TENANT_ID, which is used to identify individual tenants in a multi-tenant environment. The default value is set to DEFAULT.
X_CUSTOM	This parameter is used as a generic field for customer extensions. Default value is 0.
ETL_PROC_WID	This parameter configures the system column ETL_PROC_WID, which serves as a unique identifier for a specific ETL process. Default value is 1.
LANGUAGE_LIST	This parameter is used to configure the list of languages that will be used to extract translated data from source. The language codes used should be source specific.
PRODUCT_LINE_VERSION_KEY	This parameter is used to identify the specific version of the product line associated with a data source. For Oracle E-Business Suite Data Intelligence it will be "12_2_2".
DATA_SERVER_CODE	This parameter is used to configure a unique code that identifies a specific data server. For Oracle E-Business Suite Data Intelligence it will be '12_2_2'
HISTORY_MONTHS	This parameter is used to configure the number of historical monthly snapshots that will be maintained for AP and AR Aging.
HISTORY_LOAD	This parameter is used to configure whether initial balance records are collected and stored during the initial load for Accounts Payable (AP) and Accounts Receivable (AR) transactions. AP and AR balances are calculated using the transaction records available in the corresponding base fact tables. The transaction records loaded into these fact tables during the initial load are controlled by the INITIAL_EXTRACT_DATE parameter. If the INITIAL_EXTRACT_DATE is configured such that historical transactions are excluded from extraction, the calculated AP/AR balance amounts may be inaccurate. To ensure correct balance calculations, it is recommended to load the initial balance records into the fact tables by setting this parameter to "Y".

Copyright © 2026, Oracle and/or its affiliates.

Parameter Name	Description
RESTORE_AGING_IN_FULL	This parameter is used to enable or disable the Financial Aging Snapshots backup and restore feature during a full load. • Set the parameter to "Y" to restore older snapshots after the full ETL process. • Set the parameter to "N" if you don't want older snapshots to be restored. This parameter applies to both Accounts Payable and Accounts Receivable Aging snapshots.
SUPPORT_REF1,SUPPORT_REF2,SUPPORT_REF3, SUPPORT_REF4, SUPPORT_REF5,SUPPORT_REF6,SUPPORT_REF7, SUPPORT_REF8, SUPPORT_REF9,SUPPORT_REF10	This parameter is used to configure supporting references for Oracle E-Business Suite Data Intelligence. Defining supporting reference parameters is optional. You need to specify this only when you use supporting references in Oracle E-Business Suite Data Intelligence and want to analyze supporting references data in Financial Analytics.
SOURCE_OF_DATA	This parameter is used to configure the source system from which data is extracted into the data warehouse. Default value is XACT.
SOURCE_TYPE_CODE	This parameter is used to configure the source transaction type code. Default value is DEPRECIATION.
VAR_ADJUSTMENT_TYPE_OBSOLETE	This parameter is used to configure the adjustment type for obsolete inventory. Default value is AMOUNT.
TIME_GRAIN	This parameter is used to configure the time granularity at which data is processed and stored in the data warehouse. Default value is MONTH.
HR_WRKFC_DFLT_HRS_WK	This parameter used to configure the Number of working hours per week to assign as a default value if none are specified at an individual or organization level. Default is 40.
PROJ_GL_RECON_DT	This parameter is used to configure Projects GL Reconciliation Date. Default value will be DEFAULT.
PA_PRM_DEFAULT_CALENDAR	This parameter is used to configure the profile value assigned in the Oracle E-Business Suite Data Intelligence database that corresponds to PA_PRM_DEFAULT_CALENDAR
PROJ_GL_PERIODS_TO_LOAD	This parameter is used to configure the number of periods to be loaded into the Project GL Reconciliation Fact during the pipeline process.
PROJ_AVLBL_BUCKET_SIZE	This parameter is used to configure Project Availability Bucket Size.
COST_TIME_GRAIN	This parameter is used to configure the time grain for Project Cost Aggregate Fact.
REVENUE_TIME_GRAIN	This parameter is used to configure the time grain for Project Revenue Aggregate Fact.

Copyright © 2026, Oracle and/or its affiliates.

Parameter Name	Description
PROJ_COMMITMENT_GRAIN	This parameter is used to configure the time grain for Project Commitment Snapshot Fact.
IS_TASK_ENABLED	This parameter is used to configure whether Task Dimension support is enabled for Project Resource Management. Set this parameter to "Y" to enable Task Dimension support.
PHASE	This parameter is used to configure receipt count or phase indicator. Default value is 1.

Configure the Console Parameters

Configure the Console Parameters as follows:

1. In Oracle Fusion Data Intelligence, navigate to the Data Applications page.
2. Open the **EBS_CONFIG** application, navigate to **Console_Configurations.hrf**, and configure the parameters in the following inline datasets:
   - **C_PARAMETER_VALUE_FORMATTER_V_DS_IN**
   - **C_DWGLOBAL_PARAMS_VL_DS_IN**

Configure the Pipeline Parameters

Configure the Pipeline Parameters as follows:

1. In Oracle Fusion Data Intelligence, navigate to the Data Applications page.
2. Open the **EBS_PARAMETERS** application, navigate to the following mapping files, and configure the required parameters:
   - **SingleValueParameter.hrf**
   - **MultiValueParameter.hrf**

Application Name	Console Param	Pipeline Param
EBS_CONFIG	NA	DATASOURCE_NUM_ID
EBS_DOMAINS	NA	LANGUAGE_LIST
EBS_DOMAINS	NA	LANGUAGE_BASE
EBS_DOMAINS	NA	ETL_UNSPEC_DSN
EBS_DOMAINS	NA	TENANT_ID
EBS_COMMON	NAME_ORDER_WITH_FIRSTNAME	START_DATE
EBS_COMMON	FSCL_PERIODS_TO_REFRESH	END_DATE
EBS_COMMON	TYPE2_FLG	INITIAL_EXTRACT_DATE
EBS_COMMON	SOFT_DELETE_PREPROCESS	LAST_ARCHIVE_DATE
EBS_COMMON	GLOBAL1_CURR_CODE_DOMAIN	HI_DATE
EBS_COMMON	GLOBAL2_CURR_CODE_DOMAIN	LOW_DATE

Copyright © 2026, Oracle and/or its affiliates.

Application Name	Console Param	Pipeline Param
EBS_COMMON	GLOBAL3_CURR_CODE_DOMAIN	ORA_HI_DATE
EBS_COMMON	GLOBAL4_CURR_CODE_DOMAIN	LEDGER_ID_LIST
EBS_COMMON	GLOBAL5_CURR_CODE_DOMAIN	LEDGER_TYPE_LIST
EBS_COMMON	GLOBAL1_RATE_TYPE_DOMAIN	MASTER_ORG
EBS_COMMON	GLOBAL2_RATE_TYPE_DOMAIN	SUBLEDGER_MODULE_LIST
EBS_COMMON	GLOBAL3_RATE_TYPE_DOMAIN	CAL_WEEK_FLG
EBS_COMMON	GLOBAL4_RATE_TYPE_DOMAIN	CAL_WEEK_STANDARD
EBS_COMMON	GLOBAL5_RATE_TYPE_DOMAIN	GBL_CALENDAR_ID
EBS_COMMON	DEFAULT_LOC_RATE_TYPE_DOMAIN	ETL_13P_CALENDAR_ID
EBS_COMMON	NA	ETL_445P_CALENDAR_ID
EBS_COMMON	NA	INV_PROD_CAT_SET_ID1 – INV_PROD_CAT_SET_ID10
EBS_COMMON	NA	PROD_CAT_SET_ID1 – PROD_CAT_SET_ID10
EBS_COMMON	NA	CUSTOMER_HIERARCHY_TYPE
EBS_COMMON	NA	GBL_DATASOURCE_NUM_ID
EBS_COMMON	NA	EMPL_NAME_FORMAT
EBS_COMMON	NA	IS_FEDFIN_ENABLED
EBS_COMMON	NA	XRATE_UPD_NUM_DAY
EBS_COMMON	NA	ETL_PROC_WID
EBS_COMMON	NA	ETL_UNSPEC_DSN
EBS_COMMON	NA	ETL_UNSPEC_NUM
EBS_COMMON	NA	ETL_UNSPEC_DT
EBS_COMMON	NA	ETL_UNSPEC_NO_FLG
EBS_COMMON	NA	ETL_UNSPEC_ROW_WID
EBS_COMMON	NA	ETL_UNSPEC_STR
EBS_COMMON	NA	ETL_UNSPEC_YES_FLG
EBS_COMMON	NA	VAR_ETL_SOURCE_CODE_NOT_SUPPLIED
EBS_COMMON	NA	VIEW_APPLICATION_ID
EBS_COMMON	NA	DEFAULT_LOC_RATE_TYPE
EBS_COMMON	NA	SOFT_DELETE_FEATURE_ENABLED
EBS_GL	NA	LEDGER_ID_LIST
EBS_GL	NA	LEDGER_TYPE_LIST

Copyright © 2026, Oracle and/or its affiliates.

Application Name	Console Param	Pipeline Param
EBS_AP	FSCL_PERIODS_TO_REFRESH	HISTORY_MONTHS
EBS_AP	SOFT_DELETE_PREPROCESS	INITIAL_EXTRACT_DATE
EBS_AP	HISTORY_LOAD	LAST_ARCHIVE_DATE
EBS_AP	NA	RESTORE_AGING_IN_FULL
EBS_AP	NA	ETL_UNSPEC_HI_DT
EBS_AP	NA	ETL_UNSPEC_LOW_DT
EBS_AP	NA	SOFT_DELETE_FEATURE_ENABLED
EBS_AR	FSCL_PERIODS_TO_REFRESH	HISTORY_MONTHS
EBS_AR	SOFT_DELETE_PREPROCESS	INITIAL_EXTRACT_DATE
EBS_AR	HISTORY_LOAD	LAST_ARCHIVE_DATE
EBS_AR	NA	RESTORE_AGING_IN_FULL
EBS_AR	NA	ETL_UNSPEC_HI_DT
EBS_AR	NA	ETL_UNSPEC_LOW_DT
EBS_AR	NA	SOFT_DELETE_FEATURE_ENABLED
EBS_AR	NA	ETL_UNSPEC_NUM
EBS_AR	NA	DEFAULT_LOC_RATE_TYPE
EBS_EE	SOFT_DELETE_PREPROCESS	INITIAL_EXTRACT_DATE
EBS_EE	NA	LAST_ARCHIVE_DATE
EBS_EE	NA	SOFT_DELETE_FEATURE_ENABLED
EBS_EE	NA	DEFAULT_LOC_RATE_TYPE
EBS_FA	SOFT_DELETE_PREPROCESS	INITIAL_EXTRACT_DATE
EBS_FA	NA	LAST_ARCHIVE_DATE
EBS_FA	NA	HI_DATE
EBS_FA	NA	LOW_DATE
EBS_FA	NA	HI_DT
EBS_FA	NA	SOFT_DELETE_FEATURE_ENABLED
EBS_FA	NA	SOURCE_OF_DATA
EBS_FA	NA	SOURCE_TYPE_CODE
EBS_FA	NA	VAR_ADJUSTMENT_TYPE_OBSOLETE
EBS_FA	NA	DEFAULT_LOC_RATE_TYPE
EBS_SLA	NA	LEDGER_ID_LIST
EBS_SLA	NA	LEDGER_TYPE_LIST
EBS_SLA	NA	SUBLEDGER_MODULE_LIST
EBS_SLA	NA	INITIAL_EXTRACT_DATE
EBS_SLA	NA	SUPPORT_REF1 to SUPPORT_REF10
EBS_PR	SOFT_DELETE_PREPROCESS	FSCL_PERIODS_TO_REFRESH

Copyright © 2026, Oracle and/or its affiliates.

Application Name	Console Param	Pipeline Param
EBS_PR	NA	INITIAL_EXTRACT_DATE
EBS_PR	NA	LAST_ARCHIVE_DATE
EBS_PR	NA	HI_DATE
EBS_PR	NA	VAR_ETL_SOURCE_CODE_NOT_SUPPLIED
EBS_PR	NA	SOFT_DELETE_FEATURE_ENABLED
EBS_PR	NA	DEFAULT_LOC_RATE_TYPE
EBS_PROC	TIME_GRAIN	MASTER_ORG
EBS_PROC	SOFT_DELETE_PREPROCESS	INITIAL_EXTRACT_DATE
EBS_PROC	NA	LAST_ARCHIVE_DATE
EBS_PROC	NA	ETL_UNSPEC_NUM
EBS_PROC	NA	PHASE
EBS_PROC	NA	HI_DATE
EBS_PROC	NA	LOW_DATE
EBS_PROC	NA	SOFT_DELETE_FEATURE_ENABLED
EBS_PROC	NA	DEFAULT_LOC_RATE_TYPE
EBS_PROJECTS	SOFT_DELETE_PREPROCESS	HR_WRKFC_DFLT_HRS_WK
EBS_PROJECTS	PROJ_GL_RECON_DT	PA_PRM_DEFAULT_CALENDAR
EBS_PROJECTS	PROJ_GL_PERIODS_TO_LOAD	PROJ_AVLBL_BUCKET_SIZE
EBS_PROJECTS	COST_TIME_GRAIN	INITIAL_EXTRACT_DATE
EBS_PROJECTS	REVENUE_TIME_GRAIN	LAST_ARCHIVE_DATE
EBS_PROJECTS	NA	IS_TASK_ENABLED
EBS_PROJECTS	NA	PROJ_COMMITMENT_GRAIN
EBS_PROJECTS	NA	ETL_UNSPEC_NUM
EBS_PROJECTS	NA	HI_DATE
EBS_PROJECTS	NA	LOW_DATE
EBS_PROJECTS	NA	ORA_HI_DATE
EBS_PROJECTS	NA	ETL_UNSPEC_STR
EBS_PROJECTS	NA	SOFT_DELETE_FEATURE_ENABLED
EBS_PROJECTS	NA	DEFAULT_LOC_RATE_TYPE

Copyright © 2026, Oracle and/or its affiliates.

3

Manage Security

Understand, configure, and manage security for the Oracle E-Business Suite Data Intelligence semantic model within Oracle Fusion Data Intelligence.

Topics:

- Understand the Security Framework
- Implement Custom Security

Understand the Security Framework

Understand the security architecture, installation process, and security enforcement framework for the Oracle E-Business Suite Data Intelligence semantic model in Oracle Fusion Data Intelligence.

The Oracle E-Business Suite Data Intelligence semantic model extends Oracle Fusion Data Intelligence by introducing Oracle Business Intelligence Applications (OBIA) Enterprise Business Suite (EBS) analytics subject areas into the Oracle Fusion Data Intelligence platform. The security framework aligns with the existing Oracle Fusion Data Intelligence security architecture while supporting additional Oracle E-Business Suite Data Intelligence subject areas and security requirements. The security components of Oracle E-Business Suite Data Intelligence are available in the EBS Security Composite bundle in the Bundle Repository in Oracle Fusion Data Intelligence.

The Oracle E-Business Suite Data Intelligence semantic model uses role-based security including:

- Object-level security using duty roles
- Row-level data security using data roles
- Security assignment extraction from Oracle E-Business Suite
- Semantic model security initialization
- Dynamic security filter enforcement
- Installation and deployment of security components

The goal of the security framework is to ensure that users can access only the following based on their assigned roles and security mappings:

- Authorized subject areas
- Authorized dashboards and reports
- Authorized business data

This section provides guidance for configuring, understanding, and managing security for the Oracle E-Business Suite Data Intelligence semantic model within Oracle Fusion Data Intelligence and covers:

- Security architecture overview
- Installation of security components

Copyright © 2026, Oracle and/or its affiliates.

- Role and group management
- Object security enforcement
- Row-level data security enforcement
- Security assignment management
- Semantic model security processing
- Query-time security enforcement

Topics:

- Security Framework Overview
- Oracle E-Business Suite Data Intelligence Semantic Model Security Framework
- Application Roles for Oracle E-Business Suite Data Intelligence

Security Framework Overview

The Oracle E-Business Suite Data Intelligence security model is based on layered, role-driven access control. Security enforcement occurs at multiple levels within Oracle Fusion Data Intelligence to ensure users can access only the data and subject areas that they are authorized to view.

The following diagram illustrates the overall security flow for the Oracle E-Business Suite Data Intelligence semantic model within Oracle Fusion Data Intelligence:

- Users log into Oracle Fusion Data Intelligence.
- Platform-level access is controlled through Oracle Fusion Data Intelligence system roles.
- Business and groups define functional access to Oracle E-Business Suite Data Intelligence.
- Duty roles and data roles further refine subject area access and data scope restrictions.
- Security policies are enforced within the semantic layer at query runtime.
- Users receive secured access to analytics, dashboards, and reports.

Copyright © 2026, Oracle and/or its affiliates.

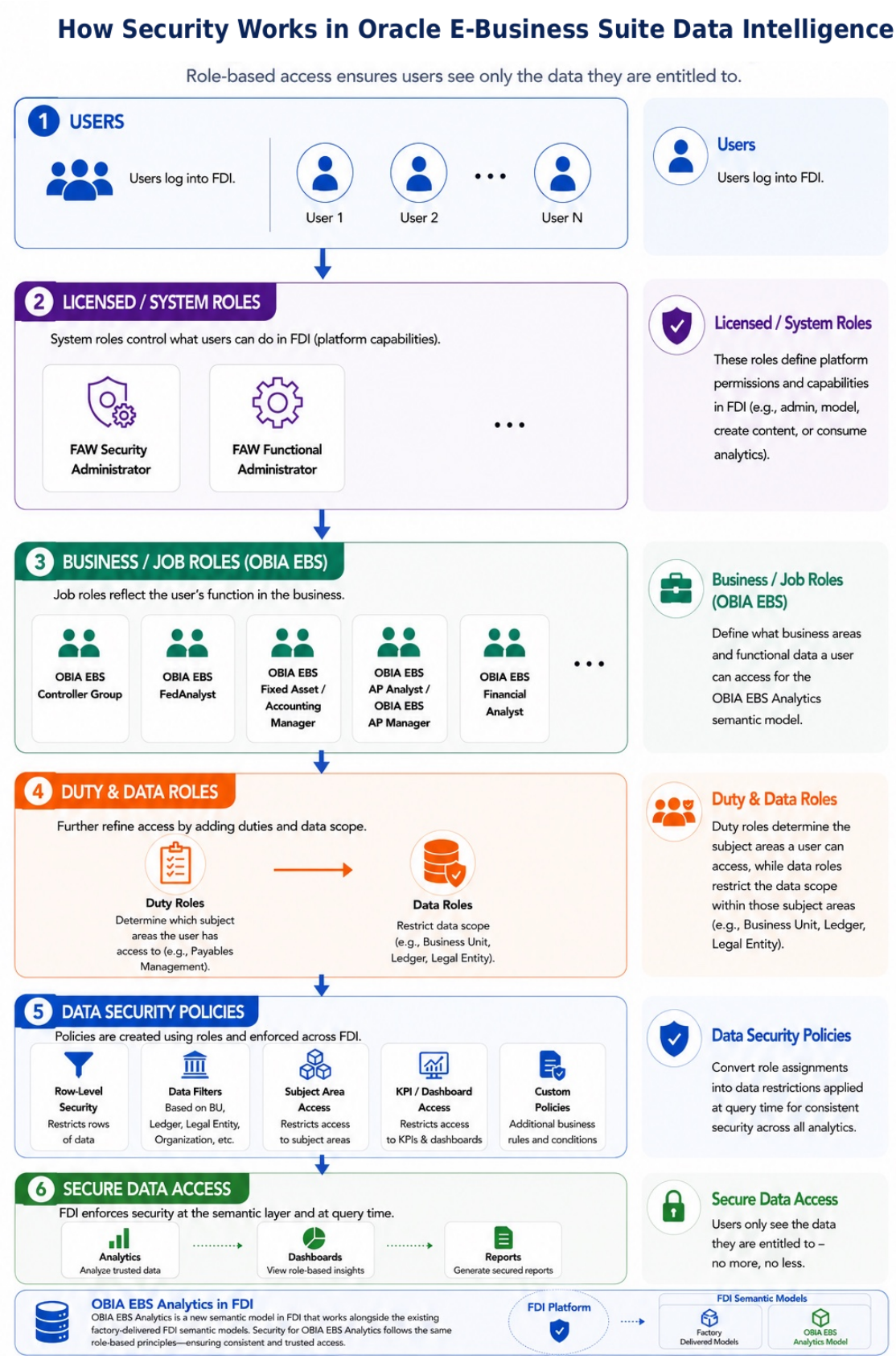

Copyright © 2026, Oracle and/or its affiliates.

Users

Users access the Oracle E-Business Suite Data Intelligence semantic model through Oracle Fusion Data Intelligence.

The system derives the security context for each user from the roles assigned to that user within the Oracle Fusion Data Intelligence environment.

Job-specific Groups for Oracle E-Business Suite Data Intelligence

Job-specific groups define which Oracle E-Business Suite Data Intelligence business domains and subject areas a user can access.

Examples of Oracle E-Business Suite Data Intelligence job-specific groups include:

- OBIA EBS Controller Group
- OBIA EBS FedAnalyst
- OBIA EBS Fixed Asset Accounting Manager
- OBIA EBS AP Analyst
- OBIA EBS AP Manager
- OBIA EBS Financial Analyst

These job-specific groups determine functional access to the Oracle E-Business Suite Data Intelligence semantic model.

Duty and Data Roles

Duty roles and data roles provide fine-grained security enforcement.

- Duty roles determine which subject areas and functional capabilities a user can access.
- Data roles restrict the data scope within accessible subject areas. Typical restrictions include:
  - Business Unit
  - Ledger
  - Legal Entity
  - Operating Unit
  - Organization

Data Security Policies

Oracle E-Business Suite Data Intelligence enforces security policies at the semantic model layer and at query runtime.

Security policies include:

- Row-level security
- Data filters
- Subject area access restrictions
- KPI and dashboard access restrictions

Copyright © 2026, Oracle and/or its affiliates.

- Custom business rules

At query runtime, Oracle E-Business Suite Data Intelligence evaluates the user's assigned roles and applies the appropriate security filters and policies before returning data.

Oracle E-Business Suite Data Intelligence Semantic Model Security Framework

The Oracle E-Business Suite Data Intelligence semantic model in Oracle Fusion Data Intelligence uses a role-based security framework to ensure users can access only the data and subject areas they are authorized to view.

The security framework supports:

- Object Security that controls access to subject areas and analytics objects.
- Data Security that controls access to data rows based on assigned security dimensions.

The framework leverages Oracle Fusion Data Intelligence security capabilities and extends them for the Oracle E-Business Suite Data Intelligence semantic model.

The following diagram illustrates the overall security flow:

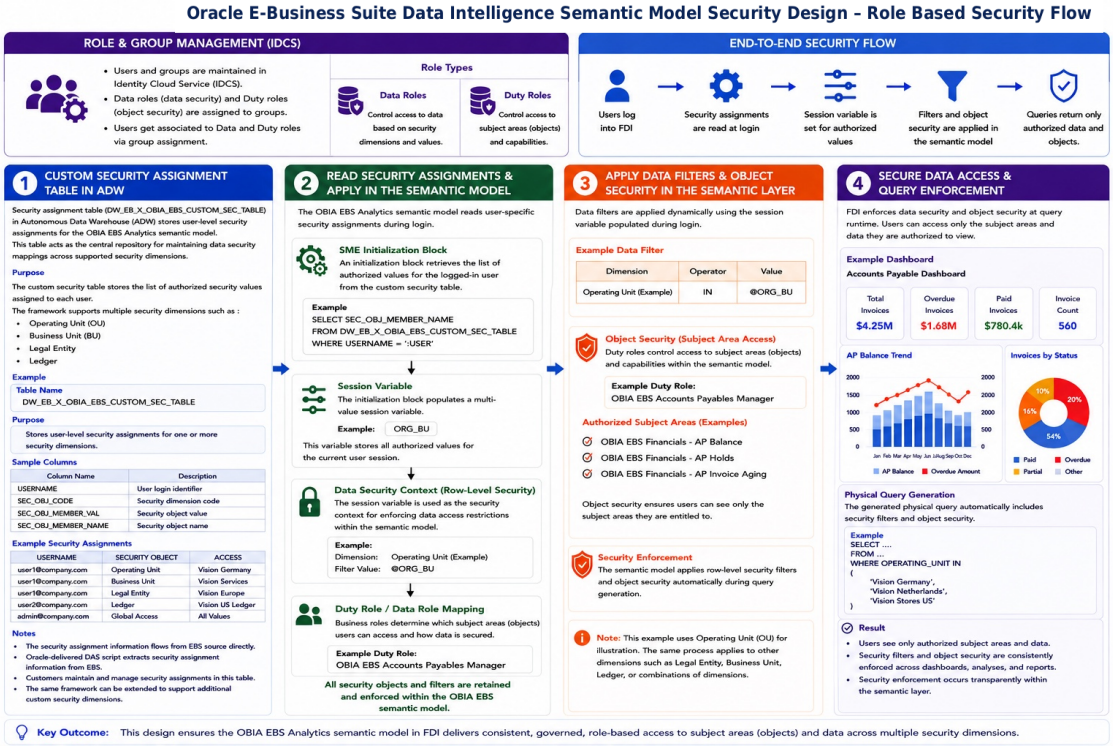

This security framework provides the following and enables governed, scalable, and secure analytics access within Oracle Fusion Data Intelligence:

- Consistent role-based access control
- Centralized security management
- Support for multiple security dimensions
- Fine-grained row-level data security

Copyright © 2026, Oracle and/or its affiliates.

- Subject area level object security
- Extensible framework for future security requirements

The security framework consists of the following major components:

1. Role and group management
2. Security assignment storage
3. Semantic model security initialization
4. Object and data security enforcement
5. Secure query execution

Topics:

- Role and Group Management
- Custom Security Assignment Table in Autonomous AI Lakehouse
- Read Security Assignments in the Semantic Model
- Apply Data Filters and Object Security
- Secure Data Access and Query Enforcement

Role and Group Management

Oracle E-Business Suite Data Intelligence manages users and groups in the identity provider such as Oracle Cloud Infrastructure Identity and Access Management (IAM) identity domains or Oracle Identity Cloud Service associated with Oracle Fusion Data Intelligence.

You control security access through the assignment of:

- Duty roles for object-level security.
- Data roles for data-level security.

Users inherit their access through group assignments. See Duty and Data Roles and Job-specific Groups for Oracle E-Business Suite Data Intelligence.

Custom Security Assignment Table in Autonomous AI Lakehouse

The security framework uses a custom security assignment table stored in Autonomous AI Lakehouse.

Table Name

The `DW_EB_X_OBIA_EBS_CUSTOM_SEC_TABLE` table stores user-level security assignments for the Oracle E-Business Suite Data Intelligence semantic model. The security assignment information flows directly from the Oracle E-Business Suite source system. This table acts as the central repository for maintaining security mappings across supported dimensions.

Supported Security Dimensions

Examples include:

- Operating Unit
- Business Unit
- Legal Entity
- Ledger

Copyright © 2026, Oracle and/or its affiliates.

Sample Columns

Sample columns are:

Column	Description
USERNAME	User login identifier
SEC_OBJ_CODE	Security dimension code
SEC_OBJ_MEMBER_VAL	Security object value
SEC_OBJ_MEMBER_NAME	Security object name

Example Security Assignments

Review these example security assignments:

USERNAME	SECURITY OBJECT	ACCESS
user1@company.com	Operating Unit	Vision Germany
user1@company.com	Business Unit	Vision Services
user1@company.com	Legal Entity	Vision Europe
user2@company.com	Ledger	Vision US Ledger

Note

- Oracle-delivered Data Augmentation Scripts extract security assignment information from Oracle E-Business Suite.
- You maintain and manage security assignments in the security table.
- You can extend the framework to support additional custom security dimensions.

Read Security Assignments in the Semantic Model

During user login, the Oracle E-Business Suite Data Intelligence semantic model retrieves the user's security assignments.

Initialization Block

An initialization block reads authorized values from the custom security table. For example,

```
SELECT SEC_OBJ_MEMBER_NAME
FROM DW_EB_X_OBIA_EBS_CUSTOM_SEC_TABLE
WHERE USERNAME = ':USER'
```

Session Variable

The initialization block populates a multi-value session variable. For example, `ORG_BU`; this variable stores the list of authorized security values for the current session.

Data Security Context

The session variable is used to enforce row-level data security within the semantic model. For example,

Copyright © 2026, Oracle and/or its affiliates.

Dimension	Filter Value
Operating Unit	@ORG_BU

Apply Data Filters and Object Security

The semantic model dynamically applies both object security and row-level data filters during query generation.

Object Security (Subject Area Access)

Duty roles determine which subject areas users can access. For example, the authorized subject areas can be:

- OBIA EBS Financials - AP Balance
- OBIA EBS Financials - AP Holds
- OBIA EBS Financials - AP Invoice Aging

Object security ensures users can see only the subject areas and analytics objects assigned to them.

Data Security Filters

Data roles determine which data rows users can access. For example, a data filter can be as follows:

Dimension	Operator	Value
Operating Unit	IN	@ORG_BU

Security Enforcement

The semantic model automatically applies the following during query execution:

- Object security filters
- Row-level security filters

The same framework can support multiple dimensions and combinations of dimensions.

Secure Data Access and Query Enforcement

Oracle Fusion Data Intelligence enforces both object security and data security at query runtime.

Users can access only:

- Authorized subject areas
- Authorized data rows

Physical Query Generation

The generated physical query automatically includes security filters. For example,

```
SELECT ...
FROM ...
WHERE OPERATING_UNIT IN
(
```


Copyright © 2026, Oracle and/or its affiliates.

```
    'Vision Germany',
    'Vision Netherlands',
    'Vision Stores US'
)
```

The security framework ensures:

- Users see only authorized subject areas.
- Users see only authorized data.
- Security is enforced consistently across dashboards, analyses, and reports.
- Security enforcement occurs transparently within the semantic layer.

Application Roles for Oracle E-Business Suite Data Intelligence

The security model for Oracle E-Business Suite Data Intelligence, covering Financials, Procurement and Spend, Employee Expenses, Sourcing, Supplier Performance, and Projects analytics has these features:

- A role-based security framework manages access to ensure users can view only the reports, dashboards, and data relevant to their business responsibilities.
- Each user is assigned the appropriate functional role and supporting data-security role based on their applicable responsibility, and organizational scope.

Key security principles are:

- Subject area level access: Access to subject areas and dashboards is granted through predefined subject area duty roles.
- Data-level security: Access can be limited by operating unit, general ledger, fixed-asset book, employee hierarchy, project, business unit, contract business unit, expenditure business unit, ledger, resource organization, and project organization.

Topics:

- Data Roles for Oracle E-Business Suite Data Intelligence
- Duty Roles for Oracle E-Business Suite Data Intelligence

Data Roles for Oracle E-Business Suite Data Intelligence

The data roles that you can use to secure access to the Oracle E-Business Suite Data Intelligence subject areas are:

Data Role	Data Role Description	EBS Subject Area
OBIA EBS Employee Expense Hierarchy Data Security	This role is used for the employee expense subject areas to support security by employee hierarchy for line managers.	• EBS Employee Expenses - Credit Card • EBS Employee Expenses - Overview • EBS Employee Expenses - Violations
OBIA EBS Expense Extended Operating Unit Org-based Security	This role is used for the employee expense subject areas to support Operating Unit Org-based Security	• EBS Employee Expenses - Credit Card • EBS Employee Expenses - Overview • EBS Employee Expenses - Violations

Copyright © 2026, Oracle and/or its affiliates.

Data Role	Data Role Description	EBS Subject Area
OBIA EBS Fixed Asset Book Data Security	This role is used for Fixed Asset Book data security.	• EBS Financials - Asset Acquisition • EBS Financials - Asset Balance • EBS Financials - Asset Depreciation • EBS Financials - Asset Lease Payment • EBS Financials - Asset Overview • EBS Financials - Asset Retirement • EBS Financials - Asset Utilization
OBIA EBS General Ledger Data Security	This role is used secure access to the ledger based data	• EBS Financials - Account Reconciliation • EBS Financials - Budgetary Control - Detail Transactions • EBS Financials - Budgetary Control - Expense • EBS Financials - Budgetary Control - Revenue • EBS Financials - GL Balance Sheet • EBS Financials - GL Budget and Expenses • EBS Financials - GL Cash Flow • EBS Financials - GL Cost of Goods Sold Analysis • EBS Financials - GL Detail Transactions • EBS Financials - Profitability - Company • EBS Financials - Profitability - Product • EBS Financials - Revenue Analysis • EBS Financials - Subledger Accounting - Control Balances • EBS Financials - Subledger Accounting - Detail Transactions • EBS Financials - Subledger Accounting - Supporting Reference Balances • EBS Financials - US Federal - GL Balance Sheet • EBS Financials - US Federal - GL Detail Transactions

Copyright © 2026, Oracle and/or its affiliates.

Data Role	Data Role Description	EBS Subject Area
OBIA EBS Operating Unit Org-based Security	This role is used to support Operating Unit Org-based Security	• EBS Financials - AP Balance • EBS Financials - AP Holds • EBS Financials - AP Invoice Aging • EBS Financials - AP Overview • EBS Financials - AP Transactions • EBS Financials - AR Balance • EBS Financials - AR Invoice Aging • EBS Financials - AR Overview • EBS Financials - AR Transactions • EBS Procurement and Spend - Invoice Lines • EBS Procurement and Spend - Procure to Pay • EBS Procurement and Spend - Purchase Agreement • EBS Procurement and Spend - Purchase Cycle Lines • EBS Procurement and Spend - Purchase Orders • EBS Procurement and Spend - Purchase Receipts • EBS Procurement and Spend - Purchase Requisitions • EBS Procurement and Spend - Scorecard • EBS Sourcing - Award • EBS Sourcing - Negotiation • EBS Sourcing - Overview • EBS Sourcing - Response • EBS Supplier Performance - Supplier AP Transactions • EBS Supplier Performance - Supplier Performance
OBIA EBS Project Business Unit Data Security	This role is used for Project Business Unit data security.	• EBS Project - Cost • EBS Project - Cross Charge • EBS Project - Earned Value Management • EBS Project - Forecast • EBS Project - Performance • EBS Project - Resource Management

Copyright © 2026, Oracle and/or its affiliates.

Data Role	Data Role Description	EBS Subject Area
OBIA EBS Project Contract Business Unit Data Security	This role is used for Project Contract Business Unit data security.	• EBS Project - Billing • EBS Project - Funding
OBIA EBS Project Data Security	This role is used for Projects Data Security	• EBS Project - Billing • EBS Project - Budget • EBS Project - Commitment • EBS Project - Construction In Progress • EBS Project - Cross Charge • EBS Project - Earned Value Management • EBS Project - Funding • EBS Project - Performance • EBS Project - Revenue
OBIA EBS Project Expenditure Business Unit Data Security	This role is used for Project Expenditure Business Unit data security.	EBS Project - Earned Value Management
OBIA EBS Project Organization Data Security	This role is used for Project Organization data security in the data warehouse.	• EBS Project - Cross Charge • EBS Project - Performance

The following table lists the data roles and the groups each role is mapped to:

DATA ROLES	Mapped Groups
OBIA EBS General Ledger Data Security	• OBIA EBS Budget Analyst • OBIA EBS Budget Director • OBIA EBS CFO Group • OBIA EBS Controller Group • OBIA EBS Fed Analyst • OBIA EBS Financial Analyst • OBIA EBS Fixed Asset Accounting Manager
OBIA EBS Operating Unit Org-based Security	• OBIA EBS AP Analyst • OBIA EBS AP Manager • OBIA EBS AR Analyst • OBIA EBS AR Manager • OBIA EBS Budget Analyst • OBIA EBS Budget Director • OBIA EBS CFO Group • OBIA EBS Controller Group • OBIA EBS Fed Analyst • OBIA EBS Financial Analyst • OBIA EBS Procurement and Spend Executive • OBIA EBS Project Executives • OBIA EBS Project Managers • OBIA EBS Project Team Member • OBIA EBS Purchasing Buyer • OBIA EBS Purchasing Extended Buyer
OBIA EBS Expense Extended Operating Unit Org-based Security	OBIA EBS Procurement and Spend Executive

Copyright © 2026, Oracle and/or its affiliates.

DATA ROLES	Mapped Groups
OBIA EBS Fixed Asset Book Data Security	• OBIA EBS Budget Analyst • OBIA EBS Budget Director • OBIA EBS CFO Group • OBIA EBS Controller Group • OBIA EBS Financial Analyst • OBIA EBS Fixed Asset Accounting Manager
OBIA EBS Employee Expense Hierarchy Data Security	• OBIA EBS Procurement and Spend Executive • OBIA EBS Line Manager
OBIA EBS Project Data Security	• OBIA EBS Project Executives • OBIA EBS Project Managers • OBIA EBS Project Team Member
OBIA EBS Project Business Unit Data Security	• OBIA EBS Project Executives • OBIA EBS Project Managers • OBIA EBS Project Team Member
OBIA EBS Project Contract Business Unit Data Security	• OBIA EBS Project Executives • OBIA EBS Project Managers • OBIA EBS Project Team Member
OBIA EBS Project Expenditure Business Unit Data Security	• OBIA EBS Project Executives • OBIA EBS Project Managers • OBIA EBS Project Team Member
OBIA EBS Project Organization Data Security	• OBIA EBS Project Executives • OBIA EBS Project Managers • OBIA EBS Project Team Member

Duty Roles for Oracle E-Business Suite Data Intelligence

The security matrix maps each analytics subject area to the required duty roles available to each of the groups.

Subject Area	Duty Role	Associated Groups
EBS Employee Expenses - Credit Card	OBIA_EBS_BIA_EMP_CORPORATE_CARD_ADMINISTRATION_ANALYSIS_DUTY	• OBIA EBS Procurement and Spend Executive • OBIA EBS Line Manager
EBS Employee Expenses - Overview	OBIA_EBS_BIA_EMP_EXPENSE_OVERVIEW_ANALYSIS_DUTY	• OBIA EBS Procurement and Spend Executive • OBIA EBS Line Manager
EBS Employee Expenses - Violations	OBIA_EBS_BIA_EMP_EXPENSE_VIOLATIONS_ANALYSIS_DUTY	• OBIA EBS Procurement and Spend Executive • OBIA EBS Line Manager
EBS Financials - Account Reconciliation	OBIA_EBS_BIA_FIN_ACCOUNT_RECON_ANALYSIS_DUTY	• OBIA EBS CFO Group • OBIA EBS Controller Group • OBIA EBS Financial Analyst • OBIA EBS Fed Analyst
EBS Financials - AP Balance	OBIA_EBS_BIA_FIN_AP_BALANCE_ANALYSIS_DUTY	• OBIA EBS AP Analyst • OBIA EBS AP Manager
EBS Financials - AP Holds	OBIA_EBS_BIA_FIN_AP_HOLDS_ANALYSIS_DUTY	• OBIA EBS AP Analyst • OBIA EBS AP Manager

Copyright © 2026, Oracle and/or its affiliates.

Subject Area	Duty Role	Associated Groups
EBS Financials - AP Invoice Aging	OBIA_EBS_BIA_FIN_AP_INVOICE_AGING_ANALYSIS_DUTY	• OBIA EBS AP Analyst • OBIA EBS AP Manager
EBS Financials - AP Overview	OBIA_EBS_BIA_FIN_AP_OVERVIEW_ANALYSIS_DUTY	• OBIA EBS AP Analyst • OBIA EBS AP Manager
EBS Financials - AP Transactions	OBIA_EBS_BIA_FIN_AP_TRANSACTIONS_ANALYSIS_DUTY	• OBIA EBS CFO Group • OBIA EBS Controller Group • OBIA EBS Financial Analyst • OBIA EBS Fed Analyst • OBIA EBS AP Analyst • OBIA EBS AP Manager • OBIA EBS Budget Analyst • OBIA EBS Budget Director
EBS Financials - AR Balance	OBIA_EBS_BIA_FIN_AR_BALANCE_ANALYSIS_DUTY	• OBIA EBS AR Analyst • OBIA EBS AR Manager
EBS Financials - AR Invoice Aging	OBIA_EBS_BIA_FIN_AR_INVOICE_AGING_ANALYSIS_DUTY	• OBIA EBS AR Analyst • OBIA EBS AR Manager
EBS Financials - AR Overview	OBIA_EBS_BIA_FIN_AR_OVERVIEW_ANALYSIS_DUTY	• OBIA EBS AR Analyst • OBIA EBS AR Manager
EBS Financials - AR Transactions	OBIA_EBS_BIA_FIN_AR_TRANSACTIONS_ANALYSIS_DUTY	• OBIA EBS CFO Group • OBIA EBS Controller Group • OBIA EBS Financial Analyst • OBIA EBS AR Analyst • OBIA EBS AR Manager • OBIA EBS Budget Analyst • OBIA EBS Budget Director
EBS Financials - Asset Acquisition	OBIA_EBS_BIA_FIN_ASSET_ACQUISITION_ANALYSIS_DUTY	• OBIA EBS CFO Group • OBIA EBS Controller Group • OBIA EBS Financial Analyst • OBIA EBS Fixed Asset Accounting Manager • OBIA EBS Budget Analyst • OBIA EBS Budget Director
EBS Financials - Asset Balance	OBIA_EBS_BIA_FIN_ASSET_BALANCE_ANALYSIS_DUTY	• OBIA EBS Fixed Asset Accounting Manager
EBS Financials - Asset Depreciation	OBIA_EBS_BIA_FIN_ASSET_DEPRECIATION_ANALYSIS_DUTY	• OBIA EBS CFO Group • OBIA EBS Controller Group • OBIA EBS Financial Analyst • OBIA EBS Fixed Asset Accounting Manager • OBIA EBS Budget Analyst • OBIA EBS Budget Director

Copyright © 2026, Oracle and/or its affiliates.

Subject Area	Duty Role	Associated Groups
EBS Financials - Asset Lease Payment	OBIA_EBS_BIA_FIN_ASSET_LEASE_PMT_ANALYSIS_DUTY	• OBIA EBS CFO Group • OBIA EBS Controller Group • OBIA EBS Financial Analyst • OBIA EBS Fixed Asset Accounting Manager • OBIA EBS Budget Analyst • OBIA EBS Budget Director
EBS Financials - Asset Overview	OBIA_EBS_BIA_FIN_ASSET_OVERVIEW_ANALYSIS_DUTY	• OBIA EBS Fixed Asset Accounting Manager
EBS Financials - Asset Retirement	OBIA_EBS_BIA_FIN_ASSET_RETIREMENT_ANALYSIS_DUTY	• OBIA EBS CFO Group • OBIA EBS Controller Group • OBIA EBS Financial Analyst • OBIA EBS Fixed Asset Accounting Manager • OBIA EBS Budget Analyst • OBIA EBS Budget Director
EBS Financials - Asset Utilization	OBIA_EBS_BIA_FIN_ASSET_UTILIZATION_ANALYSIS_DUTY	• OBIA EBS Fixed Asset Accounting Manager
EBS Financials - Budgetary Control - Detail Transactions	OBIA_EBS_BIA_FIN_BUDGETARY_CONTROL_DETAIL_TRANSACTIONS_ANALYSIS_DUTY	• OBIA EBS CFO Group • OBIA EBS Controller Group • OBIA EBS Financial Analyst • OBIA EBS Budget Analyst • OBIA EBS Budget Director
EBS Financials - Budgetary Control - Expense	OBIA_EBS_BIA_FIN_BUDGETARY_CONTROL_EXPENSE_ANALYSIS_DUTY	• OBIA EBS CFO Group • OBIA EBS Controller Group • OBIA EBS Financial Analyst • OBIA EBS Budget Analyst • OBIA EBS Budget Director
EBS Financials - Budgetary Control - Revenue	OBIA_EBS_BIA_FIN_BUDGETARY_CONTROL_REVENUE_ANALYSIS_DUTY	• OBIA EBS CFO Group • OBIA EBS Controller Group • OBIA EBS Financial Analyst • OBIA EBS Budget Analyst • OBIA EBS Budget Director
EBS Financials - GL Balance Sheet	OBIA_EBS_BIA_FIN_GL_BALANCE_SHEET_ANALYSIS_DUTY	• OBIA EBS CFO Group • OBIA EBS Controller Group • OBIA EBS Financial Analyst • OBIA EBS Fed Analyst • OBIA EBS Fixed Asset Accounting Manager
EBS Financials - GL Budget and Expenses	OBIA_EBS_BIA_FIN_GL_BUDGET_EXPENSES_ANALYSIS_DUTY	• OBIA EBS CFO Group • OBIA EBS Controller Group • OBIA EBS Financial Analyst • OBIA EBS Fed Analyst

Copyright © 2026, Oracle and/or its affiliates.

Subject Area	Duty Role	Associated Groups
EBS Financials - GL Cash Flow	OBIA_EBS_BIA_FIN_GL_CASH_FLOW_ANALYSIS_DUTY	• OBIA EBS CFO Group • OBIA EBS Controller Group • OBIA EBS Financial Analyst • OBIA EBS Fed Analyst
EBS Financials - GL Cost of Goods Sold Analysis	OBIA_EBS_BIA_FIN_GL_COGS_ANALYSIS_DUTY	• OBIA EBS CFO Group • OBIA EBS Controller Group • OBIA EBS Financial Analyst • OBIA EBS Fed Analyst • OBIA EBS Budget Analyst • OBIA EBS Budget Director
EBS Financials - GL Detail Transactions	OBIA_EBS_BIA_FIN_GL_DETAIL_TRANSACTIONS_ANALYSIS_DUTY	• OBIA EBS CFO Group • OBIA EBS Controller Group • OBIA EBS Financial Analyst • OBIA EBS Fed Analyst
EBS Financials - Profitability - Company	OBIA_EBS_BIA_FIN_PROF_COMPANY_ANALYSIS_DUTY	• OBIA EBS CFO Group • OBIA EBS Controller Group • OBIA EBS Financial Analyst
EBS Financials - Profitability - Customer	OBIA_EBS_BIA_FIN_PROF_CUSTOMER_ANALYSIS_DUTY	• OBIA EBS CFO Group • OBIA EBS Controller Group • OBIA EBS Financial Analyst
EBS Financials - Profitability - Product	OBIA_EBS_BIA_FIN_PROF_PRODUCT_ANALYSIS_DUTY	• OBIA EBS CFO Group • OBIA EBS Controller Group • OBIA EBS Financial Analyst
EBS Financials - Revenue Analysis	OBIA_EBS_BIA_FIN_GL_REVN_ANALYSIS_DUTY	• OBIA EBS CFO Group • OBIA EBS Controller Group • OBIA EBS Financial Analyst • OBIA EBS Fed Analyst • OBIA EBS Budget Analyst • OBIA EBS Budget Director
EBS Financials - Subledger Accounting - Control Balances	OBIA_EBS_BIA_FIN_SUBLEDGER_ACCOUNTING_CTRL_BALANCE_ANALYSIS_DUTY	• OBIA EBS CFO Group • OBIA EBS Controller Group • OBIA EBS Financial Analyst • OBIA EBS Fed Analyst
EBS Financials - Subledger Accounting - Detail Transactions	OBIA_EBS_BIA_FIN_SUBLEDGER_ACCOUNTING_DETAIL_TRANSACTIONS_ANALYSIS_DUTY	• OBIA EBS CFO Group • OBIA EBS Controller Group • OBIA EBS Financial Analyst • OBIA EBS Fed Analyst
EBS Financials - Subledger Accounting - Supporting Reference Balances	OBIA_EBS_BIA_FIN_SUBLEDGER_ACCOUNTING_SUPREF_BALANCE_ANALYSIS_DUTY	• OBIA EBS CFO Group • OBIA EBS Controller Group • OBIA EBS Financial Analyst • OBIA EBS Fed Analyst

Copyright © 2026, Oracle and/or its affiliates.

Subject Area	Duty Role	Associated Groups
EBS Financials - US Federal - GL Balance Sheet	OBIA_EBS_BIA_FIN_US_FED_BALANCE_SHEET_ANALYSIS_DUTY	• OBIA EBS Fed Analyst
EBS Financials - US Federal - GL Detail Transactions	OBIA_EBS_BIA_FIN_US_FED_DETAIL_TRANSACTIONS_ANALYSIS_DUTY	• OBIA EBS Fed Analyst
EBS Procurement and Spend - Invoice Lines	OBIA_EBS_BIA_PRC_INVOICE_ANALYSIS_DUTY	• OBIA EBS Procurement and Spend Executive • OBIA EBS Purchasing Buyer • OBIA EBS Purchasing Extended Buyer
EBS Procurement and Spend - Procure to Pay	OBIA_EBS_BIA_PRC_PROCURE_TO_PAY_ANALYSIS_DUTY	• OBIA EBS Procurement and Spend Executive • OBIA EBS Purchasing Buyer • OBIA EBS Purchasing Extended Buyer
EBS Procurement and Spend - Purchase Agreement	OBIA_EBS_BIA_PRC_PROCUREMENT_AGREEMENT_ANALYSIS_DUTY	• OBIA EBS Procurement and Spend Executive • OBIA EBS Purchasing Buyer • OBIA EBS Purchasing Extended Buyer
EBS Procurement and Spend - Purchase Cycle Lines	OBIA_EBS_BIA_PRC_PURCHASE_CYCLE_LINES_ANALYSIS_DUTY	• OBIA EBS Procurement and Spend Executive • OBIA EBS Purchasing Buyer • OBIA EBS Purchasing Extended Buyer • OBIA EBS Supplier Performance Manager
EBS Procurement and Spend - Purchase Orders	OBIA_EBS_BIA_PRC_PURCHASE_ORDER_ANALYSIS_DUTY	• OBIA EBS Procurement and Spend Executive • OBIA EBS Fed Analyst • OBIA EBS Budget Analyst • OBIA EBS Budget Director • OBIA EBS Purchasing Buyer • OBIA EBS Purchasing Extended Buyer
EBS Procurement and Spend - Purchase Orders BU Summary	OBIA_EBS_BIA_PRC_PURCHASE_ORDER_BU_SUMMARY_ANALYSIS_DUTY	NA
EBS Procurement and Spend - Purchase Receipts	OBIA_EBS_BIA_PRC_RECEIVING_ANALYSIS_DUTY	• OBIA EBS Procurement and Spend Executive • OBIA EBS Purchasing Buyer • OBIA EBS Purchasing Extended Buyer
EBS Procurement and Spend - Purchase Requisition BU Summary	OBIA_EBS_BIA_PRC_REQUISITION_BU_SUMMARY_ANALYSIS_DUTY	NA

Copyright © 2026, Oracle and/or its affiliates.

Subject Area	Duty Role	Associated Groups
EBS Procurement and Spend - Purchase Requisitions	OBIA_EBS_BIA_PRC_REQUISITION_ANALYSIS_DUTY	• OBIA EBS Procurement and Spend Executive • OBIA EBS Fed Analyst • OBIA EBS Budget Analyst • OBIA EBS Budget Director • OBIA EBS Purchasing Buyer • OBIA EBS Purchasing Extended Buyer
EBS Procurement and Spend - Scorecard	OBIA_EBS_BIA_PRC_PROCUREMENT_SCORECARD_ANALYSIS_DUTY	• OBIA EBS Procurement and Spend Executive
EBS Project - Billing	OBIA_EBS_BIA_PRJ_BILL_ANALYSIS_DUTY	• OBIA EBS Project Executives • OBIA EBS Project Managers • OBIA EBS Project Team Member
EBS Project - Budget	OBIA_EBS_BIA_PRJ_BUDGET_ANALYSIS_DUTY	• OBIA EBS Project Executives • OBIA EBS Project Managers • OBIA EBS Project Team Member
EBS Project - Commitment	OBIA_EBS_BIA_PRJ_COMMIT_ANALYSIS_DUTY	• OBIA EBS Project Executives • OBIA EBS Project Managers • OBIA EBS Project Team Member
EBS Project - Construction In Progress	OBIA_EBS_BIA_PRJ_CIP_ANALYSIS_DUTY	• OBIA EBS Project Executives • OBIA EBS Project Managers • OBIA EBS Project Team Member
EBS Project - Cost	OBIA_EBS_BIA_PRJ_COST_ANALYSIS_DUTY	• OBIA EBS Project Executives • OBIA EBS Project Managers • OBIA EBS Project Team Member
EBS Project - Cost GL Reconciliation	OBIA_EBS_BIA_PRJ_GL_RECONCIL_ANALYSIS_DUTY	• OBIA EBS Project Executives • OBIA EBS Project Managers • OBIA EBS Project Team Member

Copyright © 2026, Oracle and/or its affiliates.

Subject Area	Duty Role	Associated Groups
EBS Project - Cross Charge	OBIA_EBS_BIA_PRJ_CRSSCHRG_ANALYSIS_DUTY	• OBIA EBS Project Executives • OBIA EBS Project Managers • OBIA EBS Project Team Member
EBS Project - Earned Value Management	OBIA_EBS_BIA_PRJ_EVM_ANALYSIS_DUTY	• OBIA EBS Project Executives • OBIA EBS Project Managers • OBIA EBS Project Team Member
EBS Project - Forecast	OBIA_EBS_BIA_PRJ_FORECAST_ANALYSIS_DUTY	• OBIA EBS Project Executives • OBIA EBS Project Managers • OBIA EBS Project Team Member
EBS Project - Funding	OBIA_EBS_BIA_PRJ_FUNDING_ANALYSIS_DUTY	• OBIA EBS Project Executives • OBIA EBS Project Managers • OBIA EBS Project Team Member
EBS Project - Performance	OBIA_EBS_BIA_PRJ_PERFORMANCE_ANALYSIS_DUTY	• OBIA EBS Project Executives • OBIA EBS Project Managers • OBIA EBS Project Team Member
EBS Project - Resource Management	OBIA_EBS_BIA_PRJ_RM_ANALYSIS_DUTY	• OBIA EBS Project Executives • OBIA EBS Project Managers • OBIA EBS Project Team Member
EBS Project - Revenue	OBIA_EBS_BIA_PRJ_REVENUE_ANALYSIS_DUTY	• OBIA EBS Project Executives • OBIA EBS Project Managers • OBIA EBS Project Team Member
EBS Project - Revenue GL Reconciliation	OBIA_EBS_BIA_PRJ_GL_RECONCIL_ANALYSIS_DUTY	• OBIA EBS Project Executives • OBIA EBS Project Managers • OBIA EBS Project Team Member
EBS Sourcing - Award	OBIA_EBS_BIA_PRC_SOURCING_ANALYSIS_DUTY	• OBIA EBS Procurement and Spend Executive • OBIA EBS Purchasing Buyer • OBIA EBS Purchasing Extended Buyer

Copyright © 2026, Oracle and/or its affiliates.

Subject Area	Duty Role	Associated Groups
EBS Sourcing - Negotiation	OBIA_EBS_BIA_PRC_SOURCING_ANALYSIS_DUTY	• OBIA EBS Procurement and Spend Executive • OBIA EBS Purchasing Buyer • OBIA EBS Purchasing Extended Buyer
EBS Sourcing - Overview	OBIA_EBS_BIA_PRC_SOURCING_ANALYSIS_DUTY	• OBIA EBS Procurement and Spend Executive • OBIA EBS Purchasing Buyer • OBIA EBS Purchasing Extended Buyer
EBS Sourcing - Response	OBIA_EBS_BIA_PRC_SOURCING_ANALYSIS_DUTY	• OBIA EBS Procurement and Spend Executive • OBIA EBS Purchasing Buyer • OBIA EBS Purchasing Extended Buyer
EBS Supplier Performance - Supplier AP Transactions	OBIA_EBS_BIA_PRC_AP_TRANSACTION_ANALYSIS_DUTY	• OBIA EBS Procurement and Spend Executive • OBIA EBS Purchasing Extended Buyer • OBIA EBS Supplier Performance Manager • OBIA EBS Supplier Performance Analyst
EBS Supplier Performance - Supplier Performance	OBIA_EBS_BIA_PRC_SUPPLIER_PERFORMANCE_ANALYSIS_DUTY	• OBIA EBS Procurement and Spend Executive • OBIA EBS Purchasing Buyer • OBIA EBS Purchasing Extended Buyer • OBIA EBS Supplier Performance Manager • OBIA EBS Supplier Performance Analyst

Copyright © 2026, Oracle and/or its affiliates.

Subject Area	Duty Role	OBIA EBS Procurement and Spend Executive	OBIA EBS CFO Group	OBIA EBS Controller Group	OBIA EBS Financial Analyst	OBIA EBS Fed Analyst	OBIA EBS AP Analyst	OBIA EBS AP Manager	OBIA EBS AR Analyst	OBIA EBS AR Manager	OBIA EBS Fixed Asset Accounting Manager	OBIA EBS Budget Analyst	OBIA EBS Budget Director	OBIA EBS Line Manager	OBIA EBS Purchasing Buyer	OBIA EBS Purchasing Extended Buyer	OBIA EBS Purchasing Performance Manager	OBIA EBS Supplier Performance Analyst	OBIA EBS Project Executives	OBIA EBS Project Managers	OBIA EBS Project Team Member
EBS Employee Expenses - Credit Card	OBIA_EBS_BIA_EMP_CORPORATE_CARD_ADMINISTRATION_ANALYSIS_DUTY	X	NA	NA	NA	NA	NA	NA	NA	NA	NA	NA	NA	X	NA	NA	NA	NA	NA	NA	NA

Copyright © 2026, Oracle and/or its affiliates.

Subject Area	Duty Role	OBIA EBS Procurement and Spend Executive	OBIA EBS CFO Group	OBIA EBS Controller Group	OBIA EBS Financial Analyst	OBIA EBS Fed Analyst	OBIA EBS AP Analyst	OBIA EBS AP Manager	OBIA EBS AR Analyst	OBIA EBS AR Manager	OBIA EBS Fixed Asset Accounting Manager	OBIA EBS Budget Analyst	OBIA EBS Budget Director	OBIA EBS Line Manager	OBIA EBS Purchasing Buyer	OBIA EBS Purchasing Extended Buyer	OBIA EBS Purchasing Performance Manager	OBIA EBS Supplier Performance Analyst	OBIA EBS Project Executives	OBIA EBS Project Managers	OBIA EBS Project Team Member
EBS Employee Expenses - Overview	OBIA_EBS_BIA_EMP_EXPENSE_OVERVIEW_ANALYSIS_DUTY	X	NA	NA	NA	NA	NA	NA	NA	NA	NA	NA	NA	X	NA	NA	NA	NA	NA	NA	NA

Copyright © 2026, Oracle and/or its affiliates.

Subject Area	Duty Role	OBIA EBS Procurement and Spend Executive	OBIA EBS CFO Group	OBIA EBS Controller Group	OBIA EBS Financial Analyst	OBIA EBS Fed Analyst	OBIA EBS AP Analyst	OBIA EBS AP Manager	OBIA EBS AR Analyst	OBIA EBS AR Manager	OBIA EBS Fixed Asset Accounting Manager	OBIA EBS Budget Analyst	OBIA EBS Budget Director	OBIA EBS Line Manager	OBIA EBS Purchasing Buyer	OBIA EBS Purchasing Extended Buyer	OBIA EBS Purchasing Performance Manager	OBIA EBS Supplier Performance Analyst	OBIA EBS Project Executives	OBIA EBS Project Managers	OBIA EBS Project Team Member
EBS Employee Expenses - Violations	OBIA_EBS_BIA_EMP_EXPENSE_VIOLATIONS_ANALYSIS_DUTY	X	NA	NA	NA	NA	NA	NA	NA	NA	NA	NA	NA	X	NA	NA	NA	NA	NA	NA	NA

Copyright © 2026, Oracle and/or its affiliates.

Subject Area	Duty Role	OBIA EBS Procurement and Spend Executive	OBIA EBS CFO Group	OBIA EBS Controller Group	OBIA EBS Financial Analyst	OBIA EBS Fed Analyst	OBIA EBS AP Analyst	OBIA EBS AP Manager	OBIA EBS AR Analyst	OBIA EBS AR Manager	OBIA EBS Fixed Asset Accounting Manager	OBIA EBS Budget Analyst	OBIA EBS Budget Director	OBIA EBS Line Manager	OBIA EBS Purchasing Buyer	OBIA EBS Purchasing Extended Buyer	OBIA EBS Supplier Performance Manager	OBIA EBS Supplier Performance Analyst	OBIA EBS Project Executives	OBIA EBS Project Managers	OBIA EBS Project Team Member
EBS Financials - Account Reconciliation	OBIA_EBS_BIA_FIN_ACCOUNT_RECON_ANALYSIS_DUTY	NA	X	X	X	X	NA	NA	NA	NA	NA	NA	NA	NA	NA	NA	NA	NA	NA	NA	NA

Copyright © 2026, Oracle and/or its affiliates.

Subject Area	Duty Role	OBIA EBS Procurement and Spend Executive	OBIA EBS CFO Group	OBIA EBS Controller Group	OBIA EBS Financial Analyst	OBIA EBS Fed Analyst	OBIA EBS AP Analyst	OBIA EBS AP Manager	OBIA EBS AR Analyst	OBIA EBS AR Manager	OBIA EBS Fixed Asset Accounting Manager	OBIA EBS Budget Analyst	OBIA EBS Budget Director	OBIA EBS Line Manager	OBIA EBS Purchasing Buyer	OBIA EBS Purchasing Extended Buyer	OBIA EBS Supplier Performance Manager	OBIA EBS Supplier Performance Analyst	OBIA EBS Project Executives	OBIA EBS Project Managers	OBIA EBS Project Team Member
EBS Financials - AP Balance	OBIA_EBS_BIA_FIN_AP_BALANCE_ANALYSIS_DUTY	NA	NA	NA	NA	NA	X	X	NA	NA	NA	NA	NA	NA	NA	NA	NA	NA	NA	NA	NA
EBS Financials - AP Holds	OBIA_EBS_BIA_FIN_AP_HOLDS_ANALYSIS_DUTY	NA	NA	NA	NA	NA	X	X	NA	NA	NA	NA	NA	NA	NA	NA	NA	NA	NA	NA	NA

Copyright © 2026, Oracle and/or its affiliates.

Subject Area	Duty Role	OBIA EBS Procurement and Spend Executive	OBIA EBS CFO Group	OBIA EBS Controller Group	OBIA EBS Financial Analyst	OBIA EBS Fed Analyst	OBIA EBS AP Analyst	OBIA EBS AP Manager	OBIA EBS AR Analyst	OBIA EBS AR Manager	OBIA EBS Fixed Asset Accounting Manager	OBIA EBS Budget Analyst	OBIA EBS Budget Director	OBIA EBS Line Manager	OBIA EBS Purchasing Buyer	OBIA EBS Purchasing Extended Buyer	OBIA EBS Supplier Performance Manager	OBIA EBS Supplier Performance Analyst	OBIA EBS Project Executives	OBIA EBS Project Managers	OBIA EBS Project Team Member
EBS Financials - AP Invoice Aging	OBIA_EBS_BIA_FIN_AP_INVOICE_AGING_ANALYSIS_DUTY	NA	NA	NA	NA	NA	X	X	NA	NA	NA	NA	NA	NA	NA	NA	NA	NA	NA	NA	NA

Copyright © 2026, Oracle and/or its affiliates.

Subject Area	Duty Role	OBIA EBS Procurement and Spend Executive	OBIA EBS CFO Group	OBIA EBS Controller Group	OBIA EBS Financial Analyst	OBIA EBS Fed Analyst	OBIA EBS AP Analyst	OBIA EBS AP Manager	OBIA EBS AR Analyst	OBIA EBS AR Manager	OBIA EBS Fixed Asset Accounting Manager	OBIA EBS Budget Analyst	OBIA EBS Budget Director	OBIA EBS Line Manager	OBIA EBS Purchasing Buyer	OBIA EBS Purchasing Extended Buyer	OBIA EBS Supplier Performance Manager	OBIA EBS Supplier Performance Analyst	OBIA EBS Project Executives	OBIA EBS Project Managers	OBIA EBS Project Team Member
EBS Financials - AP Overview	OBIA_EBS_BIA_FIN_AP_OVERVIEW_ANALYSIS_DUTY	NA	NA	NA	NA	NA	X	X	NA	NA	NA	NA	NA	NA	NA	NA	NA	NA	NA	NA	NA

Copyright © 2026, Oracle and/or its affiliates.

Subject Area	Duty Role	OBIA EBS Procurement and Spend Executive	OBIA EBS CFO Group	OBIA EBS Controller Group	OBIA EBS Financial Analyst	OBIA EBS Fed Analyst	OBIA EBS AP Analyst	OBIA EBS AP Manager	OBIA EBS AR Analyst	OBIA EBS AR Manager	OBIA EBS Fixed Asset Accounting Manager	OBIA EBS Budget Analyst	OBIA EBS Budget Director	OBIA EBS Line Manager	OBIA EBS Purchasing Buyer	OBIA EBS Purchasing Extended Buyer	OBIA EBS Supplier Performance Manager	OBIA EBS Supplier Performance Analyst	OBIA EBS Project Executives	OBIA EBS Project Managers	OBIA EBS Project Team Member
EBS Financials - AP Transactions	OBIA_EBS_BIA_FIN_AP_TRANSACTIONS_ANALYSIS_DUTY	NA	X	X	X	X	X	X	NA	NA	NA	X	X	NA	NA	NA	NA	NA	NA	NA	NA

Copyright © 2026, Oracle and/or its affiliates.

Subject Area	Duty Role	OBIA EBS Procurement and Spend Executive	OBIA EBS CFO Group	OBIA EBS Controller Group	OBIA EBS Financial Analyst	OBIA EBS Fed Analyst	OBIA EBS AP Analyst	OBIA EBS AP Manager	OBIA EBS AR Analyst	OBIA EBS AR Manager	OBIA EBS Fixed Asset Accounting Manager	OBIA EBS Budget Analyst	OBIA EBS Budget Director	OBIA EBS Line Manager	OBIA EBS Purchasing Buyer	OBIA EBS Purchasing Extended Buyer	OBIA EBS Supplier Performance Manager	OBIA EBS Supplier Performance Analyst	OBIA EBS Project Executives	OBIA EBS Project Managers	OBIA EBS Project Team Member
EBS Financials - AR Balance	OBIA_EBS_BIA_FIN_AR_BALANCE_ANALYSIS_DUTY	NA	NA	NA	NA	NA	NA	NA	X	X	NA	NA	NA	NA	NA	NA	NA	NA	NA	NA	NA

Copyright © 2026, Oracle and/or its affiliates.

Subject Area	Duty Role	OBIA EBS Procurement and Spend Executive	OBIA EBS CFO Group	OBIA EBS Controller Group	OBIA EBS Financial Analyst	OBIA EBS Fed Analyst	OBIA EBS AP Analyst	OBIA EBS AP Manager	OBIA EBS AR Analyst	OBIA EBS AR Manager	OBIA EBS Fixed Asset Accounting Manager	OBIA EBS Budget Analyst	OBIA EBS Budget Director	OBIA EBS Line Manager	OBIA EBS Purchasing Buyer	OBIA EBS Purchasing Extended Buyer	OBIA EBS Supplier Performance Manager	OBIA EBS Supplier Performance Analyst	OBIA EBS Project Executives	OBIA EBS Project Managers	OBIA EBS Project Team Member
EBS Financials - AR Invoice Aging	OBIA_EBS_BIA_FIN_AR_INVOICE_AGING_ANALYSIS_DUTY	NA	NA	NA	NA	NA	NA	NA	X	X	NA	NA	NA	NA	NA	NA	NA	NA	NA	NA	NA

Copyright © 2026, Oracle and/or its affiliates.

Subject Area	Duty Role	OBIA EBS Procurement and Spend Executive	OBIA EBS CFO Group	OBIA EBS Controller Group	OBIA EBS Financial Analyst	OBIA EBS Fed Analyst	OBIA EBS AP Analyst	OBIA EBS AP Manager	OBIA EBS AR Analyst	OBIA EBS AR Manager	OBIA EBS Fixed Asset Accounting Manager	OBIA EBS Budget Analyst	OBIA EBS Budget Director	OBIA EBS Line Manager	OBIA EBS Purchasing Buyer	OBIA EBS Purchasing Extended Buyer	OBIA EBS Supplier Performance Manager	OBIA EBS Supplier Performance Analyst	OBIA EBS Project Executives	OBIA EBS Project Managers	OBIA EBS Project Team Member
EBS Financials - AR Overview	OBIA_EBS_BIA_FIN_AR_OVERVIEW_ANALYSIS_DUTY	NA	NA	NA	NA	NA	NA	NA	X	X	NA	NA	NA	NA	NA	NA	NA	NA	NA	NA	NA

Copyright © 2026, Oracle and/or its affiliates.

Subject Area	Duty Role	OBIA EBS Procurement and Spend Executive	OBIA EBS CFO Group	OBIA EBS Controller Group	OBIA EBS Financial Analyst	OBIA EBS Fed Analyst	OBIA EBS AP Analyst	OBIA EBS AP Manager	OBIA EBS AR Analyst	OBIA EBS AR Manager	OBIA EBS Fixed Asset Accounting Manager	OBIA EBS Budget Analyst	OBIA EBS Budget Director	OBIA EBS Line Manager	OBIA EBS Purchasing Buyer	OBIA EBS Purchasing Extended Buyer	OBIA EBS Supplier Performance Manager	OBIA EBS Supplier Performance Analyst	OBIA EBS Project Executives	OBIA EBS Project Managers	OBIA EBS Project Team Member
EBS Financials - AR Transactions	OBIA_EBS_BIA_FIN_AR_TRANSACTIONS_ANALYSIS_DUTY	NA	X	X	X	NA	NA	NA	X	X	NA	X	X	NA	NA	NA	NA	NA	NA	NA	NA

Copyright © 2026, Oracle and/or its affiliates.

Subject Area	Duty Role	OBIA EBS Procurement and Spend Executive	OBIA EBS CFO Group	OBIA EBS Controller Group	OBIA EBS Financial Analyst	OBIA EBS Fed Analyst	OBIA EBS AP Analyst	OBIA EBS AP Manager	OBIA EBS AR Analyst	OBIA EBS AR Manager	OBIA EBS Fixed Asset Accounting Manager	OBIA EBS Budget Analyst	OBIA EBS Budget Director	OBIA EBS Line Manager	OBIA EBS Purchasing Buyer	OBIA EBS Purchasing Extended Buyer	OBIA EBS Supplier Performance Manager	OBIA EBS Supplier Performance Analyst	OBIA EBS Project Executives	OBIA EBS Project Managers	OBIA EBS Project Team Member
EBS Financials - Asset Acquisition	OBIA_EBS_BIA_FIN_ASSET_ACQUISITION_ANALYSIS_DUTY	NA	X	X	X	NA	NA	NA	NA	NA	X	X	X	NA	NA	NA	NA	NA	NA	NA	NA

Copyright © 2026, Oracle and/or its affiliates.

Subject Area	Duty Role	OBIA EBS Procurement and Spend Executive	OBIA EBS CFO Group	OBIA EBS Controller Group	OBIA EBS Financial Analyst	OBIA EBS Fed Analyst	OBIA EBS AP Analyst	OBIA EBS AP Manager	OBIA EBS AR Analyst	OBIA EBS AR Manager	OBIA EBS Fixed Asset Accounting Manager	OBIA EBS Budget Analyst	OBIA EBS Budget Director	OBIA EBS Line Manager	OBIA EBS Purchasing Buyer	OBIA EBS Purchasing Extended Buyer	OBIA EBS Supplier Performance Manager	OBIA EBS Supplier Performance Analyst	OBIA EBS Project Executives	OBIA EBS Project Managers	OBIA EBS Project Team Member
EBS Financials - Asset Balance	OBIA_EBS_BIA_FIN_ASSET_BALANCE_ANALYSIS_DUTY	NA	NA	NA	NA	NA	NA	NA	NA	NA	X	NA	NA	NA	NA	NA	NA	NA	NA	NA	NA

Copyright © 2026, Oracle and/or its affiliates.

Subject Area	Duty Role	OBIA EBS Procurement and Spend Executive	OBIA EBS CFO Group	OBIA EBS Controller Group	OBIA EBS Financial Analyst	OBIA EBS Fed Analyst	OBIA EBS AP Analyst	OBIA EBS AP Manager	OBIA EBS AR Analyst	OBIA EBS AR Manager	OBIA EBS Fixed Asset Accounting Manager	OBIA EBS Budget Analyst	OBIA EBS Budget Director	OBIA EBS Line Manager	OBIA EBS Purchasing Buyer	OBIA EBS Purchasing Extended Buyer	OBIA EBS Supplier Performance Manager	OBIA EBS Supplier Performance Analyst	OBIA EBS Project Executives	OBIA EBS Project Managers	OBIA EBS Project Team Member
EBS Financials - Asset Depreciation	OBIA_EBS_BIA_FIN_ASSET_DEPRECIATION_ANALYSIS_DUTY	NA	X	X	X	NA	NA	NA	NA	NA	X	X	X	NA	NA	NA	NA	NA	NA	NA	NA

Copyright © 2026, Oracle and/or its affiliates.

Subject Area	Duty Role	OBIA EBS Procurement and Spend Executive	OBIA EBS CFO Group	OBIA EBS Controller Group	OBIA EBS Financial Analyst	OBIA EBS Fed Analyst	OBIA EBS AP Analyst	OBIA EBS AP Manager	OBIA EBS AR Analyst	OBIA EBS AR Manager	OBIA EBS Fixed Asset Accounting Manager	OBIA EBS Budget Analyst	OBIA EBS Budget Director	OBIA EBS Line Manager	OBIA EBS Purchasing Buyer	OBIA EBS Purchasing Extended Buyer	OBIA EBS Supplier Performance Manager	OBIA EBS Supplier Performance Analyst	OBIA EBS Project Executives	OBIA EBS Project Managers	OBIA EBS Project Team Member
EBS Financials - Asset Lease Payment	OBIA_EBS_BIA_FIN_ASSET_LEASE_PMT_ANALYSIS_DUTY	NA	X	X	X	NA	NA	NA	NA	NA	X	X	X	NA	NA	NA	NA	NA	NA	NA	NA

Copyright © 2026, Oracle and/or its affiliates.

Subject Area	Duty Role	OBIA EBS Procurement and Spend Executive	OBIA EBS CFO Group	OBIA EBS Controller Group	OBIA EBS Financial Analyst	OBIA EBS Fed Analyst	OBIA EBS AP Analyst	OBIA EBS AP Manager	OBIA EBS AR Analyst	OBIA EBS AR Manager	OBIA EBS Fixed Asset Accounting Manager	OBIA EBS Budget Analyst	OBIA EBS Budget Director	OBIA EBS Line Manager	OBIA EBS Purchasing Buyer	OBIA EBS Purchasing Extended Buyer	OBIA EBS Supplier Performance Manager	OBIA EBS Supplier Performance Analyst	OBIA EBS Project Executives	OBIA EBS Project Managers	OBIA EBS Project Team Member
EBS Financials - Asset Overview	OBIA_EBS_BIA_FIN_ASSET_OVERVIEW_ANALYSIS_DUTY	NA	NA	NA	NA	NA	NA	NA	NA	NA	X	NA	NA	NA	NA	NA	NA	NA	NA	NA	NA

Copyright © 2026, Oracle and/or its affiliates.

Subject Area	Duty Role	OBIA EBS Procurement and Spend Executive	OBIA EBS CFO Group	OBIA EBS Controller Group	OBIA EBS Financial Analyst	OBIA EBS Fed Analyst	OBIA EBS AP Analyst	OBIA EBS AP Manager	OBIA EBS AR Analyst	OBIA EBS AR Manager	OBIA EBS Fixed Asset Accounting Manager	OBIA EBS Budget Analyst	OBIA EBS Budget Director	OBIA EBS Line Manager	OBIA EBS Purchasing Buyer	OBIA EBS Purchasing Extended Buyer	OBIA EBS Supplier Performance Manager	OBIA EBS Supplier Performance Analyst	OBIA EBS Project Executives	OBIA EBS Project Managers	OBIA EBS Project Team Member
EBS Financials - Asset Retirement	OBIA_EBS_BIA_FIN_ASSET_RETIREMENT_ANALYSIS_DUTY	NA	X	X	X	NA	NA	NA	NA	NA	X	X	X	NA	NA	NA	NA	NA	NA	NA	NA

Copyright © 2026, Oracle and/or its affiliates.

Subject Area	Duty Role	OBIA EBS Procurement and Spend Executive	OBIA EBS CFO Group	OBIA EBS Controller Group	OBIA EBS Financial Analyst	OBIA EBS Fed Analyst	OBIA EBS AP Analyst	OBIA EBS AP Manager	OBIA EBS AR Analyst	OBIA EBS AR Manager	OBIA EBS Fixed Asset Accounting Manager	OBIA EBS Budget Analyst	OBIA EBS Budget Director	OBIA EBS Line Manager	OBIA EBS Purchasing Buyer	OBIA EBS Purchasing Extended Buyer	OBIA EBS Supplier Performance Manager	OBIA EBS Supplier Performance Analyst	OBIA EBS Project Executives	OBIA EBS Project Managers	OBIA EBS Project Team Member
EBS Financials - Asset Utilization	OBIA_EBS_BIA_FIN_ASSET_UTILIZATION_ANALYSIS_DUTY	NA	NA	NA	NA	NA	NA	NA	NA	NA	X	NA	NA	NA	NA	NA	NA	NA	NA	NA	NA

Copyright © 2026, Oracle and/or its affiliates.

Subject Area	Duty Role	OBIA EBS Procurement and Spend Executive	OBIA EBS CFO Group	OBIA EBS Controller Group	OBIA EBS Financial Analyst	OBIA EBS Fed Analyst	OBIA EBS AP Analyst	OBIA EBS AP Manager	OBIA EBS AR Analyst	OBIA EBS AR Manager	OBIA EBS Fixed Asset Accounting Manager	OBIA EBS Budget Analyst	OBIA EBS Budget Director	OBIA EBS Line Manager	OBIA EBS Purchasing Buyer	OBIA EBS Purchasing Extended Buyer	OBIA EBS Supplier Performance Manager	OBIA EBS Supplier Performance Analyst	OBIA EBS Project Executives	OBIA EBS Project Managers	OBIA EBS Project Team Member
EBS Financials - Budgetary Control - Detail Transactions	OBIA_EBS_BIA_FIN_BUDGETARY_CONTROL_DETAIL_TRANSACTIONS_ANALYSIS_DUTY	NA	X	X	X	NA	NA	NA	NA	NA	NA	X	X	NA	NA	NA	NA	NA	NA	NA	NA

Copyright © 2026, Oracle and/or its affiliates.

Subject Area	Duty Role	OBIA EBS Procurement and Spend Executive	OBIA EBS CFO Group	OBIA EBS Controller Group	OBIA EBS Financial Analyst	OBIA EBS Fed Analyst	OBIA EBS AP Analyst	OBIA EBS AP Manager	OBIA EBS AR Analyst	OBIA EBS AR Manager	OBIA EBS Fixed Asset Accounting Manager	OBIA EBS Budget Analyst	OBIA EBS Budget Director	OBIA EBS Line Manager	OBIA EBS Purchasing Buyer	OBIA EBS Purchasing Extended Buyer	OBIA EBS Supplier Performance Manager	OBIA EBS Supplier Performance Analyst	OBIA EBS Project Executives	OBIA EBS Project Managers	OBIA EBS Project Team Member
EBS Financials - Budgetary Control - Expense	OBIA_EBS_BIA_FIN_BUDGETARY_CONTROL_EXPENSE_ANALYSIS_DUTY	NA	X	X	X	NA	NA	NA	NA	NA	NA	X	X	NA	NA	NA	NA	NA	NA	NA	NA

Copyright © 2026, Oracle and/or its affiliates.

Subject Area	Duty Role	OBIA EBS Procurement and Spend Executive	OBIA EBS CFO Group	OBIA EBS Controller Group	OBIA EBS Financial Analyst	OBIA EBS Fed Analyst	OBIA EBS AP Analyst	OBIA EBS AP Manager	OBIA EBS AR Analyst	OBIA EBS AR Manager	OBIA EBS Fixed Asset Accounting Manager	OBIA EBS Budget Analyst	OBIA EBS Budget Director	OBIA EBS Line Manager	OBIA EBS Purchasing Buyer	OBIA EBS Purchasing Extended Buyer	OBIA EBS Supplier Performance Manager	OBIA EBS Supplier Performance Analyst	OBIA EBS Project Executives	OBIA EBS Project Managers	OBIA EBS Project Team Member
EBS Financials - Budgetary Control - Revenue	OBIA_EBS_BIA_FIN_BUDGETARY_CONTROL_REVENUE_ANALYSIS_DUTY	NA	X	X	X	NA	NA	NA	NA	NA	NA	X	X	NA	NA	NA	NA	NA	NA	NA	NA

Copyright © 2026, Oracle and/or its affiliates.

Subject Area	Duty Role	OBIA EBS Procurement and Spend Executive	OBIA EBS CFO Group	OBIA EBS Controller Group	OBIA EBS Financial Analyst	OBIA EBS Fed Analyst	OBIA EBS AP Analyst	OBIA EBS AP Manager	OBIA EBS AR Analyst	OBIA EBS AR Manager	OBIA EBS Fixed Asset Accounting Manager	OBIA EBS Budget Analyst	OBIA EBS Budget Director	OBIA EBS Line Manager	OBIA EBS Purchasing Buyer	OBIA EBS Purchasing Extended Buyer	OBIA EBS Supplier Performance Manager	OBIA EBS Supplier Performance Analyst	OBIA EBS Project Executives	OBIA EBS Project Managers	OBIA EBS Project Team Member
EBS Financials - GL Balance Sheet	OBIA_EBS_BIA_FIN_GL_BALANCE_SHEET_ANALYSIS_DUTY	NA	X	X	X	X	NA	NA	NA	NA	X	NA	NA	NA	NA	NA	NA	NA	NA	NA	NA

Copyright © 2026, Oracle and/or its affiliates.

Subject Area	Duty Role	OBIA EBS Procurement and Spend Executive	OBIA EBS CFO Group	OBIA EBS Controller Group	OBIA EBS Financial Analyst	OBIA EBS Fed Analyst	OBIA EBS AP Analyst	OBIA EBS AP Manager	OBIA EBS AR Analyst	OBIA EBS AR Manager	OBIA EBS Fixed Asset Accounting Manager	OBIA EBS Budget Analyst	OBIA EBS Budget Director	OBIA EBS Line Manager	OBIA EBS Purchasing Buyer	OBIA EBS Purchasing Extended Buyer	OBIA EBS Supplier Performance Manager	OBIA EBS Supplier Performance Analyst	OBIA EBS Project Executives	OBIA EBS Project Managers	OBIA EBS Project Team Member
EBS Financials - GL Budget and Expenses	OBIA_EBS_BIA_FIN_GL_BUDGET_EXPENSES_ANALYSIS_DUTY	NA	X	X	X	X	NA	NA	NA	NA	NA	NA	NA	NA	NA	NA	NA	NA	NA	NA	NA

Copyright © 2026, Oracle and/or its affiliates.

Subject Area	Duty Role	OBIA EBS Procurement and Spend Executive	OBIA EBS CFO Group	OBIA EBS Controller Group	OBIA EBS Financial Analyst	OBIA EBS Fed Analyst	OBIA EBS AP Analyst	OBIA EBS AP Manager	OBIA EBS AR Analyst	OBIA EBS AR Manager	OBIA EBS Fixed Asset Accounting Manager	OBIA EBS Budget Analyst	OBIA EBS Budget Director	OBIA EBS Line Manager	OBIA EBS Purchasing Buyer	OBIA EBS Purchasing Extended Buyer	OBIA EBS Supplier Performance Manager	OBIA EBS Supplier Performance Analyst	OBIA EBS Project Executives	OBIA EBS Project Managers	OBIA EBS Project Team Member
EBS Financials - GL Cash Flow	OBIA_EBS_BIA_FIN_GL_CASH_FLOW_ANALYSIS_DUTY	NA	X	X	X	X	NA	NA	NA	NA	NA	NA	NA	NA	NA	NA	NA	NA	NA	NA	NA
EBS Financials - GL Cost of Goods Sold Analysis	OBIA_EBS_BIA_FIN_GL_COGS_ANALYSIS_DUTY	NA	X	X	X	X	NA	NA	NA	NA	NA	X	X	NA	NA	NA	NA	NA	NA	NA	NA

Copyright © 2026, Oracle and/or its affiliates.

Subject Area	Duty Role	OBIA EBS Procurement and Spend Executive	OBIA EBS CFO Group	OBIA EBS Controller Group	OBIA EBS Financial Analyst	OBIA EBS Fed Analyst	OBIA EBS AP Analyst	OBIA EBS AP Manager	OBIA EBS AR Analyst	OBIA EBS AR Manager	OBIA EBS Fixed Asset Accounting Manager	OBIA EBS Budget Analyst	OBIA EBS Budget Director	OBIA EBS Line Manager	OBIA EBS Purchasing Buyer	OBIA EBS Purchasing Extended Buyer	OBIA EBS Supplier Performance Manager	OBIA EBS Supplier Performance Analyst	OBIA EBS Project Executives	OBIA EBS Project Managers	OBIA EBS Project Team Member
EBS Financials - GL Detail Transactions	OBIA_EBS_BIA_FIN_GL_DETAIL_TRANSACTIONS_ANALYSIS_DUTY	NA	X	X	X	X	NA	NA	NA	NA	NA	NA	NA	NA	NA	NA	NA	NA	NA	NA	NA

Copyright © 2026, Oracle and/or its affiliates.

Subject Area	Duty Role	OBIA EBS Procurement and Spend Executive	OBIA EBS CFO Group	OBIA EBS Controller Group	OBIA EBS Financial Analyst	OBIA EBS Fed Analyst	OBIA EBS AP Analyst	OBIA EBS AP Manager	OBIA EBS AR Analyst	OBIA EBS AR Manager	OBIA EBS Fixed Asset Accounting Manager	OBIA EBS Budget Analyst	OBIA EBS Budget Director	OBIA EBS Line Manager	OBIA EBS Purchasing Buyer	OBIA EBS Purchasing Extended Buyer	OBIA EBS Supplier Performance Manager	OBIA EBS Supplier Performance Analyst	OBIA EBS Project Executives	OBIA EBS Project Managers	OBIA EBS Project Team Member
EBS Financials - Profitability - Company	OBIA_EBS_BIA_FIN_PROF_COMPANY_ANALYSIS_DUTY	NA	X	X	X	NA	NA	NA	NA	NA	NA	NA	NA	NA	NA	NA	NA	NA	NA	NA	NA

Copyright © 2026, Oracle and/or its affiliates.

Subject Area	Duty Role	OBIA EBS Procurement and Spend Executive	OBIA EBS CFO Group	OBIA EBS Controller Group	OBIA EBS Financial Analyst	OBIA EBS Fed Analyst	OBIA EBS AP Analyst	OBIA EBS AP Manager	OBIA EBS AR Analyst	OBIA EBS AR Manager	OBIA EBS Fixed Asset Accounting Manager	OBIA EBS Budget Analyst	OBIA EBS Budget Director	OBIA EBS Line Manager	OBIA EBS Purchasing Buyer	OBIA EBS Purchasing Extended Buyer	OBIA EBS Supplier Performance Manager	OBIA EBS Supplier Performance Analyst	OBIA EBS Project Executives	OBIA EBS Project Managers	OBIA EBS Project Team Member
EBS Financials - Profitability - Customer	OBIA_EBS_BIA_FIN_PROF_CUSTOMER_ANALYSIS_DUTY	NA	X	X	X	NA	NA	NA	NA	NA	NA	NA	NA	NA	NA	NA	NA	NA	NA	NA	NA

Copyright © 2026, Oracle and/or its affiliates.

Subject Area	Duty Role	OBIA EBS Procurement and Spend Executive	OBIA EBS CFO Group	OBIA EBS Controller Group	OBIA EBS Financial Analyst	OBIA EBS Fed Analyst	OBIA EBS AP Analyst	OBIA EBS AP Manager	OBIA EBS AR Analyst	OBIA EBS AR Manager	OBIA EBS Fixed Asset Accounting Manager	OBIA EBS Budget Analyst	OBIA EBS Budget Director	OBIA EBS Line Manager	OBIA EBS Purchasing Buyer	OBIA EBS Purchasing Extended Buyer	OBIA EBS Supplier Performance Manager	OBIA EBS Supplier Performance Analyst	OBIA EBS Project Executives	OBIA EBS Project Managers	OBIA EBS Project Team Member
EBS Financials - Profitability - Product	OBIA_EBS_BIA_FIN_PROF_PRODUCT_ANALYSIS_DUTY	NA	X	X	X	NA	NA	NA	NA	NA	NA	NA	NA	NA	NA	NA	NA	NA	NA	NA	NA
EBS Financials - Revenue Analysis	OBIA_EBS_BIA_FIN_GL_REVN_ANALYSIS_DUTY	NA	X	X	X	X	NA	NA	NA	NA	NA	X	X	NA	NA	NA	NA	NA	NA	NA	NA

Copyright © 2026, Oracle and/or its affiliates.

Subject Area	Duty Role	OBIA EBS Procurement and Spend Executive	OBIA EBS CFO Group	OBIA EBS Controller Group	OBIA EBS Financial Analyst	OBIA EBS Fed Analyst	OBIA EBS AP Analyst	OBIA EBS AP Manager	OBIA EBS AR Analyst	OBIA EBS AR Manager	OBIA EBS Fixed Asset Accounting Manager	OBIA EBS Budget Analyst	OBIA EBS Budget Director	OBIA EBS Line Manager	OBIA EBS Purchasing Buyer	OBIA EBS Purchasing Extended Buyer	OBIA EBS Supplier Performance Manager	OBIA EBS Supplier Performance Analyst	OBIA EBS Project Executives	OBIA EBS Project Managers	OBIA EBS Project Team Member
EBS Financials - Subledger Accounting - Control Balances	OBIA_EBS_BIA_FIN_SUBLEDGER_ACCOUNTING_CTRL_BALANCE_ANALYSIS_DUTY	NA	X	X	X	X	NA	NA	NA	NA	NA	NA	NA	NA	NA	NA	NA	NA	NA	NA	NA

Copyright © 2026, Oracle and/or its affiliates.

Subject Area	Duty Role	OBIA EBS Procurement and Spend Executive	OBIA EBS CFO Group	OBIA EBS Controller Group	OBIA EBS Financial Analyst	OBIA EBS Fed Analyst	OBIA EBS AP Analyst	OBIA EBS AP Manager	OBIA EBS AR Analyst	OBIA EBS AR Manager	OBIA EBS Fixed Asset Accounting Manager	OBIA EBS Budget Analyst	OBIA EBS Budget Director	OBIA EBS Line Manager	OBIA EBS Purchasing Buyer	OBIA EBS Purchasing Extended Buyer	OBIA EBS Supplier Performance Manager	OBIA EBS Supplier Performance Analyst	OBIA EBS Project Executives	OBIA EBS Project Managers	OBIA EBS Project Team Member
EBS Financials - Subledger Accounting - Detail Transactions	OBIA_EBS_BIA_FIN_SUBLEDGER_ACCOUNTING_DETAIL_TRANSACTIONS_ANALYSIS_DUTY	NA	X	X	X	X	NA	NA	NA	NA	NA	NA	NA	NA	NA	NA	NA	NA	NA	NA	NA

Copyright © 2026, Oracle and/or its affiliates.

Subject Area	Duty Role	OBIA EBS Procurement and Spend Executive	OBIA EBS CFO Group	OBIA EBS Controller Group	OBIA EBS Financial Analyst	OBIA EBS Fed Analyst	OBIA EBS AP Analyst	OBIA EBS AP Manager	OBIA EBS AR Analyst	OBIA EBS AR Manager	OBIA EBS Fixed Asset Accounting Manager	OBIA EBS Budget Analyst	OBIA EBS Budget Director	OBIA EBS Line Manager	OBIA EBS Purchasing Buyer	OBIA EBS Purchasing Extended Buyer	OBIA EBS Supplier Performance Manager	OBIA EBS Supplier Performance Analyst	OBIA EBS Project Executives	OBIA EBS Project Managers	OBIA EBS Project Team Member
EBS Financials - Subledger Accounting - Supporting Reference Balances	OBIA_EBS_BIA_FIN_SUBLEDGER_ACCOUNTING_SUPREF_BALANCE_ANALYSIS_DUTY	NA	X	X	X	X	NA	NA	NA	NA	NA	NA	NA	NA	NA	NA	NA	NA	NA	NA	NA

Copyright © 2026, Oracle and/or its affiliates.

Subject Area	Duty Role	OBIA EBS Procurement and Spend Executive	OBIA EBS CFO Group	OBIA EBS Controller Group	OBIA EBS Financial Analyst	OBIA EBS Fed Analyst	OBIA EBS AP Analyst	OBIA EBS AP Manager	OBIA EBS AR Analyst	OBIA EBS AR Manager	OBIA EBS Fixed Asset Accounting Manager	OBIA EBS Budget Analyst	OBIA EBS Budget Director	OBIA EBS Line Manager	OBIA EBS Purchasing Buyer	OBIA EBS Purchasing Extended Buyer	OBIA EBS Supplier Performance Manager	OBIA EBS Supplier Performance Analyst	OBIA EBS Project Executives	OBIA EBS Project Managers	OBIA EBS Project Team Member
EBS Financials - US Federal - GL Balance Sheet	OBIA_EBS_BIA_FIN_US_FED_BALANCE_SHEET_ANALYSIS_DUTY	NA	NA	NA	NA	X	NA	NA	NA	NA	NA	NA	NA	NA	NA	NA	NA	NA	NA	NA	NA

Copyright © 2026, Oracle and/or its affiliates.

Subject Area	Duty Role	OBIA EBS Procurement and Spend Executive	OBIA EBS CFO Group	OBIA EBS Controller Group	OBIA EBS Financial Analyst	OBIA EBS Fed Analyst	OBIA EBS AP Analyst	OBIA EBS AP Manager	OBIA EBS AR Analyst	OBIA EBS AR Manager	OBIA EBS Fixed Asset Accounting Manager	OBIA EBS Budget Analyst	OBIA EBS Budget Director	OBIA EBS Line Manager	OBIA EBS Purchasing Buyer	OBIA EBS Purchasing Extended Buyer	OBIA EBS Supplier Performance Manager	OBIA EBS Supplier Performance Analyst	OBIA EBS Project Executives	OBIA EBS Project Managers	OBIA EBS Project Team Member
EBS Financials - US Federal - GL Detail Transactions	OBIA_EBS_BIA_FIN_US_FED_DETAIL_TRANSACTIONS_ANALYSIS_DUTY	NA	NA	NA	NA	X	NA	NA	NA	NA	NA	NA	NA	NA	NA	NA	NA	NA	NA	NA	NA

Copyright © 2026, Oracle and/or its affiliates.

Subject Area	Duty Role	OBIA EBS Procurement and Spend Executive	OBIA EBS CFO Group	OBIA EBS Controller Group	OBIA EBS Financial Analyst	OBIA EBS Fed Analyst	OBIA EBS AP Analyst	OBIA EBS AP Manager	OBIA EBS AR Analyst	OBIA EBS AR Manager	OBIA EBS Fixed Asset Accounting Manager	OBIA EBS Budget Analyst	OBIA EBS Budget Director	OBIA EBS Line Manager	OBIA EBS Purchasing Buyer	OBIA EBS Purchasing Extended Buyer	OBIA EBS Supplier Performance Manager	OBIA EBS Supplier Performance Analyst	OBIA EBS Project Executives	OBIA EBS Project Managers	OBIA EBS Project Team Member
EBS Procurement and Spend - Invoice Lines	OBIA_EBS_BIA_PRC_INVOICE_ANALYSIS_DUTY	X	NA	NA	NA	NA	NA	NA	NA	NA	NA	NA	NA	NA	X	X	NA	NA	NA	NA	NA

Copyright © 2026, Oracle and/or its affiliates.

Subject Area	Duty Role	OBIA EBS Procurement and Spend Executive	OBIA EBS CFO Group	OBIA EBS Controller Group	OBIA EBS Financial Analyst	OBIA EBS Fed Analyst	OBIA EBS AP Analyst	OBIA EBS AP Manager	OBIA EBS AR Analyst	OBIA EBS AR Manager	OBIA EBS Fixed Asset Accounting Manager	OBIA EBS Budget Analyst	OBIA EBS Budget Director	OBIA EBS Line Manager	OBIA EBS Purchasing Buyer	OBIA EBS Purchasing Extended Buyer	OBIA EBS Supplier Performance Manager	OBIA EBS Supplier Performance Analyst	OBIA EBS Project Executives	OBIA EBS Project Managers	OBIA EBS Project Team Member
EBS Procurement and Spend - Procure to Pay	OBIA_EBS_BIA_PRC_PROCURE_TO_PAY_ANALYSIS_DUTY	X	NA	NA	NA	NA	NA	NA	NA	NA	NA	NA	NA	NA	X	X	NA	NA	NA	NA	NA

Copyright © 2026, Oracle and/or its affiliates.

Subject Area	Duty Role	OBIA EBS Procurement and Spend Executive	OBIA EBS CFO Group	OBIA EBS Controller Group	OBIA EBS Financial Analyst	OBIA EBS Fed Analyst	OBIA EBS AP Analyst	OBIA EBS AP Manager	OBIA EBS AR Analyst	OBIA EBS AR Manager	OBIA EBS Fixed Asset Accounting Manager	OBIA EBS Budget Analyst	OBIA EBS Budget Director	OBIA EBS Line Manager	OBIA EBS Purchasing Buyer	OBIA EBS Purchasing Extended Buyer	OBIA EBS Supplier Performance Manager	OBIA EBS Supplier Performance Analyst	OBIA EBS Project Executives	OBIA EBS Project Managers	OBIA EBS Project Team Member
EBS Procurement and Spend - Purchase Agreement	OBIA_EBS_BIA_PRC_PROCUREMENT_AGREEMENT_ANALYSIS_DUTY	X	NA	NA	NA	NA	NA	NA	NA	NA	NA	NA	NA	NA	X	X	NA	NA	NA	NA	NA

Copyright © 2026, Oracle and/or its affiliates.

Subject Area	Duty Role	OBIA EBS Procurement and Spend Executive	OBIA EBS CFO Group	OBIA EBS Controller Group	OBIA EBS Financial Analyst	OBIA EBS Fed Analyst	OBIA EBS AP Analyst	OBIA EBS AP Manager	OBIA EBS AR Analyst	OBIA EBS AR Manager	OBIA EBS Fixed Asset Accounting Manager	OBIA EBS Budget Analyst	OBIA EBS Budget Director	OBIA EBS Line Manager	OBIA EBS Purchasing Buyer	OBIA EBS Purchasing Extended Buyer	OBIA EBS Supplier Performance Manager	OBIA EBS Supplier Performance Analyst	OBIA EBS Project Executives	OBIA EBS Project Managers	OBIA EBS Project Team Member
EBS Procurement and Spend - Purchase Cycle Lines	OBIA_EBS_BIA_PRC_PURCHASE_CYCLE_LINES_ANALYSIS_DUTY	X	NA	NA	NA	NA	NA	NA	NA	NA	NA	NA	NA	NA	X	X	X	NA	NA	NA	NA

Copyright © 2026, Oracle and/or its affiliates.

Subject Area	Duty Role	OBIA EBS Procurement and Spend Executive	OBIA EBS CFO Group	OBIA EBS Controller Group	OBIA EBS Financial Analyst	OBIA EBS Fed Analyst	OBIA EBS AP Analyst	OBIA EBS AP Manager	OBIA EBS AR Analyst	OBIA EBS AR Manager	OBIA EBS Fixed Asset Accounting Manager	OBIA EBS Budget Analyst	OBIA EBS Budget Director	OBIA EBS Line Manager	OBIA EBS Purchasing Buyer	OBIA EBS Purchasing Extended Buyer	OBIA EBS Supplier Performance Manager	OBIA EBS Supplier Performance Analyst	OBIA EBS Project Executives	OBIA EBS Project Managers	OBIA EBS Project Team Member
EBS Procurement and Spend - Purchase Orders	OBIA_EBS_BIA_PRC_PURCHASE_ORDER_ANALYSIS_DUTY	X	NA	NA	NA	X	NA	NA	NA	NA	NA	X	X	NA	X	X	NA	NA	NA	NA	NA

Copyright © 2026, Oracle and/or its affiliates.

Subject Area	Duty Role	OBIA EBS Procurement and Spend Executive	OBIA EBS CFO Group	OBIA EBS Controller Group	OBIA EBS Financial Analyst	OBIA EBS Fed Analyst	OBIA EBS AP Analyst	OBIA EBS AP Manager	OBIA EBS AR Analyst	OBIA EBS AR Manager	OBIA EBS Fixed Asset Accounting Manager	OBIA EBS Budget Analyst	OBIA EBS Budget Director	OBIA EBS Line Manager	OBIA EBS Purchasing Buyer	OBIA EBS Purchasing Extended Buyer	OBIA EBS Purchasing Performance Manager	OBIA EBS Supplier Performance Analyst	OBIA EBS Project Executives	OBIA EBS Project Managers	OBIA EBS Project Team Member
EBS Procurement and Spend - Purchase Orders BU Summary	OBIA_EBS_BIA_PRC_PURCHASE_ORDER_BU_SUMMARY_ANALYSIS_DUTY	NA	NA	NA	NA	NA	NA	NA	NA	NA	NA	NA	NA	NA	NA	NA	NA	NA	NA	NA	NA

Copyright © 2026, Oracle and/or its affiliates.

Subject Area	Duty Role	OBIA EBS Procurement and Spend Executive	OBIA EBS CFO Group	OBIA EBS Controller Group	OBIA EBS Financial Analyst	OBIA EBS Fed Analyst	OBIA EBS AP Analyst	OBIA EBS AP Manager	OBIA EBS AR Analyst	OBIA EBS AR Manager	OBIA EBS Fixed Asset Accounting Manager	OBIA EBS Budget Analyst	OBIA EBS Budget Director	OBIA EBS Line Manager	OBIA EBS Purchasing Buyer	OBIA EBS Purchasing Extended Buyer	OBIA EBS Supplier Performance Manager	OBIA EBS Supplier Performance Analyst	OBIA EBS Project Executives	OBIA EBS Project Managers	OBIA EBS Project Team Member
EBS Procurement and Spend - Purchase Receipts	OBIA_EBS_BIA_PRC_RECEIVING_ANALYSIS_DUTY	X	NA	NA	NA	NA	NA	NA	NA	NA	NA	NA	NA	NA	X	X	NA	NA	NA	NA	NA

Copyright © 2026, Oracle and/or its affiliates.

Subject Area	Duty Role	OBIA EBS Procurement and Spend Executive	OBIA EBS CFO Group	OBIA EBS Controller Group	OBIA EBS Financial Analyst	OBIA EBS Fed Analyst	OBIA EBS AP Analyst	OBIA EBS AP Manager	OBIA EBS AR Analyst	OBIA EBS AR Manager	OBIA EBS Fixed Asset Accounting Manager	OBIA EBS Budget Analyst	OBIA EBS Budget Director	OBIA EBS Line Manager	OBIA EBS Purchasing Buyer	OBIA EBS Purchasing Extended Buyer	OBIA EBS Supplier Performance Manager	OBIA EBS Supplier Performance Analyst	OBIA EBS Project Executives	OBIA EBS Project Managers	OBIA EBS Project Team Member
EBS Procurement and Spend - Purchase Requisition BU Summary	OBIA_EBS_BIA_PRC_REQUISITION_BU_SUMMARY_ANALYSIS_DUTY	NA	NA	NA	NA	NA	NA	NA	NA	NA	NA	NA	NA	NA	NA	NA	NA	NA	NA	NA	NA

Copyright © 2026, Oracle and/or its affiliates.

Subject Area	Duty Role	OBIA EBS Procurement and Spend Executive	OBIA EBS CFO Group	OBIA EBS Controller Group	OBIA EBS Financial Analyst	OBIA EBS Fed Analyst	OBIA EBS AP Analyst	OBIA EBS AP Manager	OBIA EBS AR Analyst	OBIA EBS AR Manager	OBIA EBS Fixed Asset Accounting Manager	OBIA EBS Budget Analyst	OBIA EBS Budget Director	OBIA EBS Line Manager	OBIA EBS Purchasing Buyer	OBIA EBS Purchasing Extended Buyer	OBIA EBS Supplier Performance Manager	OBIA EBS Supplier Performance Analyst	OBIA EBS Project Executives	OBIA EBS Project Managers	OBIA EBS Project Team Member
EBS Procurement and Spend - Purchase Requisitions	OBIA_EBS_BIA_PRC_REQUISITION_ANALYSIS_DUTY	X	NA	NA	NA	X	NA	NA	NA	NA	NA	X	X	NA	X	X	NA	NA	NA	NA	NA

Copyright © 2026, Oracle and/or its affiliates.

Subject Area	Duty Role	OBIA EBS Procurement and Spend Executive	OBIA EBS CFO Group	OBIA EBS Controller Group	OBIA EBS Financial Analyst	OBIA EBS Fed Analyst	OBIA EBS AP Analyst	OBIA EBS AP Manager	OBIA EBS AR Analyst	OBIA EBS AR Manager	OBIA EBS Fixed Asset Accounting Manager	OBIA EBS Budget Analyst	OBIA EBS Budget Director	OBIA EBS Line Manager	OBIA EBS Purchasing Buyer	OBIA EBS Purchasing Extended Buyer	OBIA EBS Supplier Performance Manager	OBIA EBS Supplier Performance Analyst	OBIA EBS Project Executives	OBIA EBS Project Managers	OBIA EBS Project Team Member
EBS Procurement and Spend - Scorecard	OBIA_EBS_BIA_PRC_PROCUREMENT_SCORECARD_ANALYSIS_DUTY	X	NA	NA	NA	NA	NA	NA	NA	NA	NA	NA	NA	NA	NA	NA	NA	NA	NA	NA	NA

Copyright © 2026, Oracle and/or its affiliates.

Subject Area	Duty Role	OBIA EBS Procurement and Spend Executive	OBIA EBS CFO Group	OBIA EBS Controller Group	OBIA EBS Financial Analyst	OBIA EBS Fed Analyst	OBIA EBS AP Analyst	OBIA EBS AP Manager	OBIA EBS AR Analyst	OBIA EBS AR Manager	OBIA EBS Fixed Asset Accounting Manager	OBIA EBS Budget Analyst	OBIA EBS Budget Director	OBIA EBS Line Manager	OBIA EBS Purchasing Buyer	OBIA EBS Purchasing Extended Buyer	OBIA EBS Supplier Performance Manager	OBIA EBS Supplier Performance Analyst	OBIA EBS Project Executives	OBIA EBS Project Managers	OBIA EBS Project Team Member
EBS Project - Billing	OBIA_EBS_BIA_PRJ_BILL_ANALYSIS_DUTY	NA	NA	NA	NA	NA	NA	NA	NA	NA	NA	NA	NA	NA	NA	NA	NA	NA	X	X	X
EBS Project - Budget	OBIA_EBS_BIA_PRJ_BUDGET_ANALYSIS_DUTY	NA	NA	NA	NA	NA	NA	NA	NA	NA	NA	NA	NA	NA	NA	NA	NA	NA	X	X	X

Copyright © 2026, Oracle and/or its affiliates.

Subject Area	Duty Role	OBIA EBS Procurement and Spend Executive	OBIA EBS CFO Group	OBIA EBS Controller Group	OBIA EBS Financial Analyst	OBIA EBS Fed Analyst	OBIA EBS AP Analyst	OBIA EBS AP Manager	OBIA EBS AR Analyst	OBIA EBS AR Manager	OBIA EBS Fixed Asset Accounting Manager	OBIA EBS Budget Analyst	OBIA EBS Budget Director	OBIA EBS Line Manager	OBIA EBS Purchasing Buyer	OBIA EBS Purchasing Extended Buyer	OBIA EBS Supplier Performance Manager	OBIA EBS Supplier Performance Analyst	OBIA EBS Project Executives	OBIA EBS Project Managers	OBIA EBS Project Team Member
EBS Project - Commitment	OBIA_EBS_BIA_PRJ_COMMIT_ANALYSIS_DUTY	NA	NA	NA	NA	NA	NA	NA	NA	NA	NA	NA	NA	NA	NA	NA	NA	NA	X	X	X
EBS Project - Construction In Progress	OBIA_EBS_BIA_PRJ_CIP_ANALYSIS_DUTY	NA	NA	NA	NA	NA	NA	NA	NA	NA	NA	NA	NA	NA	NA	NA	NA	NA	X	X	X

Copyright © 2026, Oracle and/or its affiliates.

Subject Area	Duty Role	OBIA EBS Procurement and Spend Executive	OBIA EBS CFO Group	OBIA EBS Controller Group	OBIA EBS Financial Analyst	OBIA EBS Fed Analyst	OBIA EBS AP Analyst	OBIA EBS AP Manager	OBIA EBS AR Analyst	OBIA EBS AR Manager	OBIA EBS Fixed Asset Accounting Manager	OBIA EBS Budget Analyst	OBIA EBS Budget Director	OBIA EBS Line Manager	OBIA EBS Purchasing Buyer	OBIA EBS Purchasing Extended Buyer	OBIA EBS Supplier Performance Manager	OBIA EBS Supplier Performance Analyst	OBIA EBS Project Executives	OBIA EBS Project Managers	OBIA EBS Project Team Member
EBS Project - Cost	OBIA_EBS_BIA_PRJ_COST_ANALYSIS_DUTY	NA	NA	NA	NA	NA	NA	NA	NA	NA	NA	NA	NA	NA	NA	NA	NA	NA	X	X	X
EBS Project - Cost GL Reconciliation	OBIA_EBS_BIA_PRJ_GL_RECONCIL_ANALYSIS_DUTY	NA	NA	NA	NA	NA	NA	NA	NA	NA	NA	NA	NA	NA	NA	NA	NA	NA	X	X	X

Copyright © 2026, Oracle and/or its affiliates.

Subject Area	Duty Role	OBIA EBS Procurement and Spend Executive	OBIA EBS CFO Group	OBIA EBS Controller Group	OBIA EBS Financial Analyst	OBIA EBS Fed Analyst	OBIA EBS AP Analyst	OBIA EBS AP Manager	OBIA EBS AR Analyst	OBIA EBS AR Manager	OBIA EBS Fixed Asset Accounting Manager	OBIA EBS Budget Analyst	OBIA EBS Budget Director	OBIA EBS Line Manager	OBIA EBS Purchasing Buyer	OBIA EBS Purchasing Extended Buyer	OBIA EBS Supplier Performance Manager	OBIA EBS Supplier Performance Analyst	OBIA EBS Project Executives	OBIA EBS Project Managers	OBIA EBS Project Team Member
EBS Project - Cross Charge	OBIA_EBS_BIA_PRJ_CRSSCHRG_ANALYSIS_DUTY	NA	NA	NA	NA	NA	NA	NA	NA	NA	NA	NA	NA	NA	NA	NA	NA	NA	X	X	X
EBS Project - Earned Value Management	OBIA_EBS_BIA_PRJ_EVM_ANALYSIS_DUTY	NA	NA	NA	NA	NA	NA	NA	NA	NA	NA	NA	NA	NA	NA	NA	NA	NA	X	X	X

Copyright © 2026, Oracle and/or its affiliates.

Subject Area	Duty Role	OBIA EBS Procurement and Spend Executive	OBIA EBS CFO Group	OBIA EBS Controller Group	OBIA EBS Financial Analyst	OBIA EBS Fed Analyst	OBIA EBS AP Analyst	OBIA EBS AP Manager	OBIA EBS AR Analyst	OBIA EBS AR Manager	OBIA EBS Fixed Asset Accounting Manager	OBIA EBS Budget Analyst	OBIA EBS Budget Director	OBIA EBS Line Manager	OBIA EBS Purchasing Buyer	OBIA EBS Purchasing Extended Buyer	OBIA EBS Supplier Performance Manager	OBIA EBS Supplier Performance Analyst	OBIA EBS Project Executives	OBIA EBS Project Managers	OBIA EBS Project Team Member
EBS Project - Forecast	OBIA_EBS_BIA_PRJ_FORECAST_ANALYSIS_DUTY	NA	NA	NA	NA	NA	NA	NA	NA	NA	NA	NA	NA	NA	NA	NA	NA	NA	X	X	X
EBS Project - Funding	OBIA_EBS_BIA_PRJ_FUNDING_ANALYSIS_DUTY	NA	NA	NA	NA	NA	NA	NA	NA	NA	NA	NA	NA	NA	NA	NA	NA	NA	X	X	X

Copyright © 2026, Oracle and/or its affiliates.

Subject Area	Duty Role	OBIA EBS Procurement and Spend Executive	OBIA EBS CFO Group	OBIA EBS Controller Group	OBIA EBS Financial Analyst	OBIA EBS Fed Analyst	OBIA EBS AP Analyst	OBIA EBS AP Manager	OBIA EBS AR Analyst	OBIA EBS AR Manager	OBIA EBS Fixed Asset Accounting Manager	OBIA EBS Budget Analyst	OBIA EBS Budget Director	OBIA EBS Line Manager	OBIA EBS Purchasing Buyer	OBIA EBS Purchasing Extended Buyer	OBIA EBS Supplier Performance Manager	OBIA EBS Supplier Performance Analyst	OBIA EBS Project Executives	OBIA EBS Project Managers	OBIA EBS Project Team Member
EBS Project - Performance	OBIA_EBS_BIA_PRJ_PERFORMANCE_ANALYSIS_DUTY	NA	NA	NA	NA	NA	NA	NA	NA	NA	NA	NA	NA	NA	NA	NA	NA	NA	X	X	X
EBS Project - Resource Management	OBIA_EBS_BIA_PRJ_RM_ANALYSIS_DUTY	NA	NA	NA	NA	NA	NA	NA	NA	NA	NA	NA	NA	NA	NA	NA	NA	NA	X	X	X

Copyright © 2026, Oracle and/or its affiliates.

Subject Area	Duty Role	OBIA EBS Procurement and Spend Executive	OBIA EBS CFO Group	OBIA EBS Controller Group	OBIA EBS Financial Analyst	OBIA EBS Fed Analyst	OBIA EBS AP Analyst	OBIA EBS AP Manager	OBIA EBS AR Analyst	OBIA EBS AR Manager	OBIA EBS Fixed Asset Accounting Manager	OBIA EBS Budget Analyst	OBIA EBS Budget Director	OBIA EBS Line Manager	OBIA EBS Purchasing Buyer	OBIA EBS Purchasing Extended Buyer	OBIA EBS Supplier Performance Manager	OBIA EBS Supplier Performance Analyst	OBIA EBS Project Executives	OBIA EBS Project Managers	OBIA EBS Project Team Member
EBS Project - Revenue	OBIA_EBS_BIA_PRJ_REVENUE_ANALYSIS_DUTY	NA	NA	NA	NA	NA	NA	NA	NA	NA	NA	NA	NA	NA	NA	NA	NA	NA	X	X	X
EBS Project - Revenue GL Reconciliation	OBIA_EBS_BIA_PRJ_GL_RECONCIL_ANALYSIS_DUTY	NA	NA	NA	NA	NA	NA	NA	NA	NA	NA	NA	NA	NA	NA	NA	NA	NA	X	X	X

Copyright © 2026, Oracle and/or its affiliates.

Subject Area	Duty Role	OBIA EBS Procurement and Spend Executive	OBIA EBS CFO Group	OBIA EBS Controller Group	OBIA EBS Financial Analyst	OBIA EBS Fed Analyst	OBIA EBS AP Analyst	OBIA EBS AP Manager	OBIA EBS AR Analyst	OBIA EBS AR Manager	OBIA EBS Fixed Asset Accounting Manager	OBIA EBS Budget Analyst	OBIA EBS Budget Director	OBIA EBS Line Manager	OBIA EBS Purchasing Buyer	OBIA EBS Purchasing Extended Buyer	OBIA EBS Supplier Performance Manager	OBIA EBS Supplier Performance Analyst	OBIA EBS Project Executives	OBIA EBS Project Managers	OBIA EBS Project Team Member
EBS Sourcing - Award	OBIA_EBS_BIA_PRC_SOURCING_ANALYSIS_DUTY	X	NA	NA	NA	NA	NA	NA	NA	NA	NA	NA	NA	NA	X	X	NA	NA	NA	NA	NA
EBS Sourcing - Negotiation	OBIA_EBS_BIA_PRC_SOURCING_ANALYSIS_DUTY	X	NA	NA	NA	NA	NA	NA	NA	NA	NA	NA	NA	NA	X	X	NA	NA	NA	NA	NA

Copyright © 2026, Oracle and/or its affiliates.

Subject Area	Duty Role	OBIA EBS Procurement and Spend Executive	OBIA EBS CFO Group	OBIA EBS Controller Group	OBIA EBS Financial Analyst	OBIA EBS Fed Analyst	OBIA EBS AP Analyst	OBIA EBS AP Manager	OBIA EBS AR Analyst	OBIA EBS AR Manager	OBIA EBS Fixed Asset Accounting Manager	OBIA EBS Budget Analyst	OBIA EBS Budget Director	OBIA EBS Line Manager	OBIA EBS Purchasing Buyer	OBIA EBS Purchasing Extended Buyer	OBIA EBS Supplier Performance Manager	OBIA EBS Supplier Performance Analyst	OBIA EBS Project Executives	OBIA EBS Project Managers	OBIA EBS Project Team Member
EBS Sourcing - Overview	OBIA_EBS_BIA_PRC_SOURCING_ANALYSIS_DUTY	X	NA	NA	NA	NA	NA	NA	NA	NA	NA	NA	NA	NA	X	X	NA	NA	NA	NA	NA
EBS Sourcing - Response	OBIA_EBS_BIA_PRC_SOURCING_ANALYSIS_DUTY	X	NA	NA	NA	NA	NA	NA	NA	NA	NA	NA	NA	NA	X	X	NA	NA	NA	NA	NA

Copyright © 2026, Oracle and/or its affiliates.

Subject Area	Duty Role	OBIA EBS Procurement and Spend Executive	OBIA EBS CFO Group	OBIA EBS Controller Group	OBIA EBS Financial Analyst	OBIA EBS Fed Analyst	OBIA EBS AP Analyst	OBIA EBS AP Manager	OBIA EBS AR Analyst	OBIA EBS AR Manager	OBIA EBS Fixed Asset Accounting Manager	OBIA EBS Budget Analyst	OBIA EBS Budget Director	OBIA EBS Line Manager	OBIA EBS Purchasing Buyer	OBIA EBS Purchasing Extended Buyer	OBIA EBS Supplier Performance Manager	OBIA EBS Supplier Performance Analyst	OBIA EBS Project Executives	OBIA EBS Project Managers	OBIA EBS Project Team Member
EBS Supplier Performance - Supplier AP Transactions	OBIA_EBS_BIA_PRC_AP_TRANSACTION_ANALYSIS_DUTY	X	NA	NA	NA	NA	NA	NA	NA	NA	NA	NA	NA	NA	NA	X	X	X	NA	NA	NA

Copyright © 2026, Oracle and/or its affiliates.

Subject Area	Duty Role	OBIA EBS Procurement and Spend Executive	OBIA EBS CFO Group	OBIA EBS Controller Group	OBIA EBS Financial Analyst	OBIA EBS Fed Analyst	OBIA EBS AP Analyst	OBIA EBS AP Manager	OBIA EBS AR Analyst	OBIA EBS AR Manager	OBIA EBS Fixed Asset Accounting Manager	OBIA EBS Budget Analyst	OBIA EBS Budget Director	OBIA EBS Line Manager	OBIA EBS Purchasing Buyer	OBIA EBS Purchasing Extended Buyer	OBIA EBS Supplier Performance Manager	OBIA EBS Supplier Performance Analyst	OBIA EBS Project Executives	OBIA EBS Project Managers	OBIA EBS Project Team Member
EBS Supplier Performance - Supplier Performance	OBIA_EBS_BIA_PRC_SUPPLIER_PERFORMANCE_ANALYSIS_DUTY	X	NA	NA	NA	NA	NA	NA	NA	NA	NA	NA	NA	NA	X	X	X	X	NA	NA	NA

Assign Security Roles

To enable users to access the Oracle Fusion Data Intelligence platform, assign them the licensed groups that are by default associated with the applicable system roles.

Licensed Role	Associated System Role	Mapped to Licensed Group
FAW Licensed ERP Authors Role	Author	FAW Licensed ERP Authors

Copyright © 2026, Oracle and/or its affiliates.

Licensed Role	Associated System Role	Mapped to Licensed Group
FAW Licensed ERP Consumer Role	Consumer	FAW Licensed ERP Consumers

For the General Ledger module, map the users to the GL groups.

Implement Custom Security

Beyond the prebuilt security functionality, you may want to implement additional data security rules tailored to your organization's requirements.

For example, you can enable Legal Entity (LE)-based data security for the AP Overview subject area. You can ensure that users assigned to a group can access only the data for the entities explicitly assigned to them, while preserving the existing prebuilt security controls by configuring custom row-level data security. You can create custom data security application roles, define security contexts, security assignments, and perform validations using an Oracle Analytics Cloud report.

Complete these steps to implement custom security:

1. Create new data security Application role. Sign in to Oracle Fusion Data Intelligence Administrator console, click **Security**, then **Application Role**. Click **New Application Role**. You need to login as a user who is having the "FAW security administrator group" assignment.

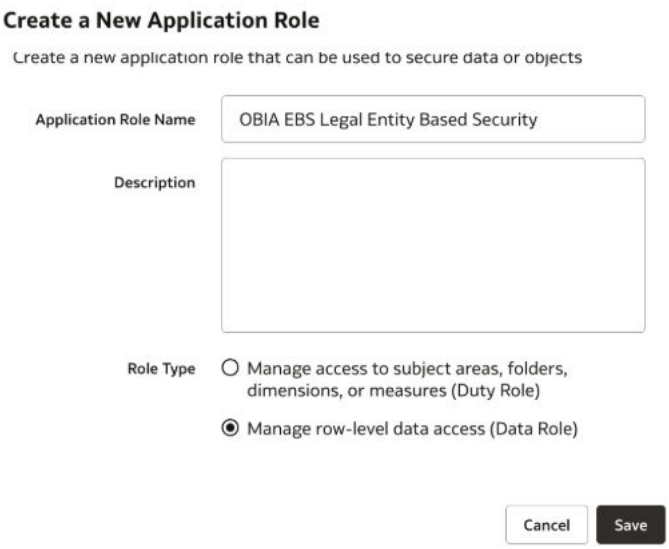

2. Click **Assign Groups** under the **Application Roles** tab and add this data security application role to Group - "OBIA EBS Account Payables Manager" .
3. Define the security context as follows:
    a. Navigate to the **Application Roles** tab.
    b. Search for the newly created data security application role "OBIA EBS Account Payables Manager".
    c. Go to **Security Configurations**.
    d. Set the following:

Copyright © 2026, Oracle and/or its affiliates.

- **Security Context Name**: EBS AP LE Custom Security
- **Attributes Driving Security** Name/Description Column: OBIA EBS Financials - AP Overview
- **Functional Group**: EBS AP LE Security
- **Objects to Secure**: Fact - Fins - AP Transaction, Fact - Fins - AP Balance

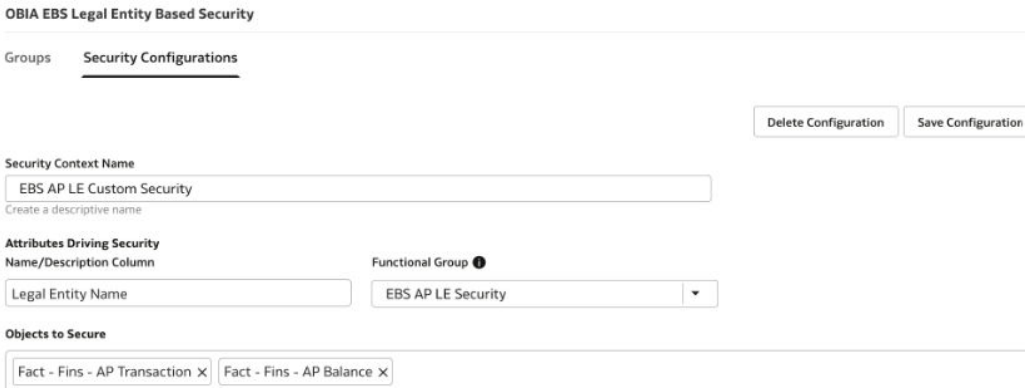

e. Click **Save Configuration**.

4. Assign the security assignments as follows:
   a. Navigate to Security and click **Security Assignments**.
   b. Assign the 2 legal entities to the applicable user.

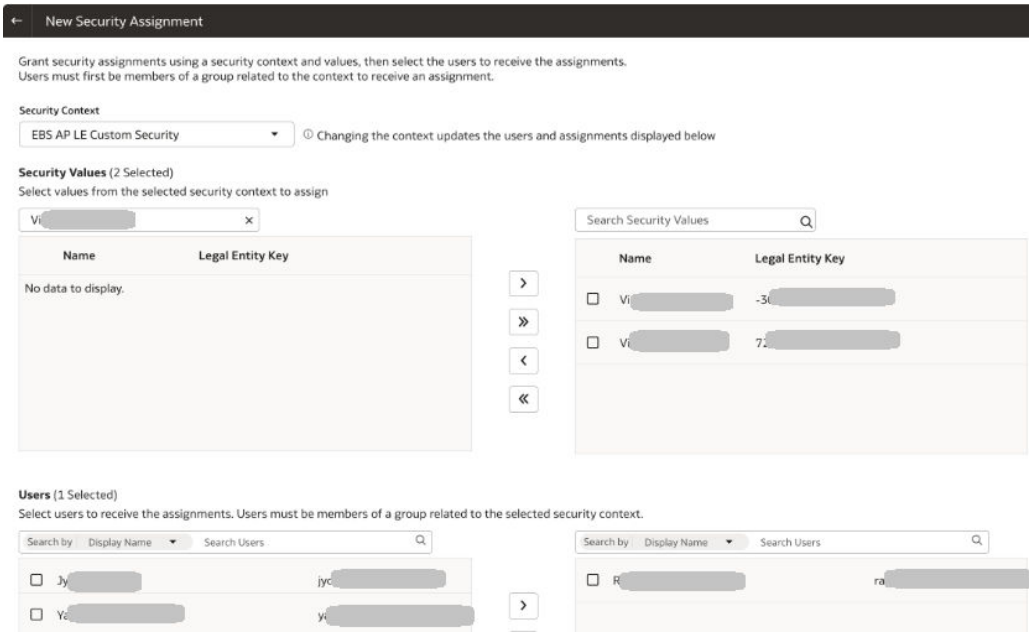

   c. Click **Add to Cart** and then **View Cart**.
   d. Notice the assignments on the next page and click **Apply Assignments**.

5. Navigate to the **Users** tab and check the security configurations to confirm if assignments are reflecting as expected.

Copyright © 2026, Oracle and/or its affiliates.

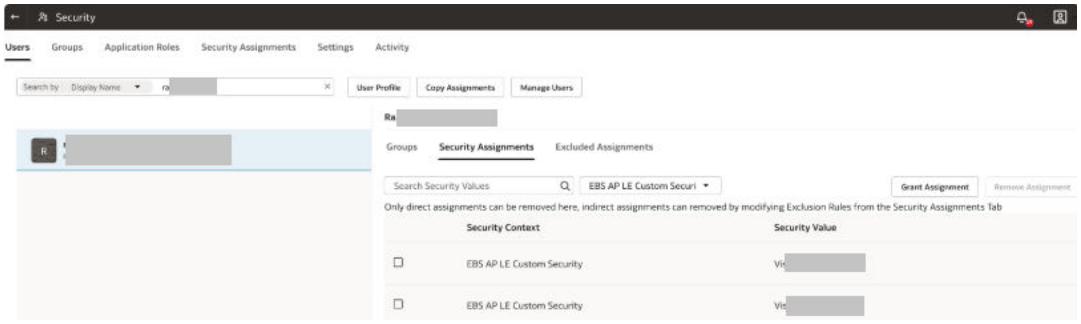

6. After assigning the security assignments, wait for sometime for the changes to reflect.
7. Validate if the custom security is getting applied by creating a sample report as follows:
   a. Sign in to Oracle Analytics Cloud associated with your Oracle Fusion Data Intelligence instance as the user who was assigned the security assignments.
   b. Create a report using the OBIA EBS - AP Balance subject area. Add Legal Entity and Closing Amount columns.
   c. Notice that the Oracle Analytics Cloud report displays data only for the 2 legal entities that are assigned to the signed in user.

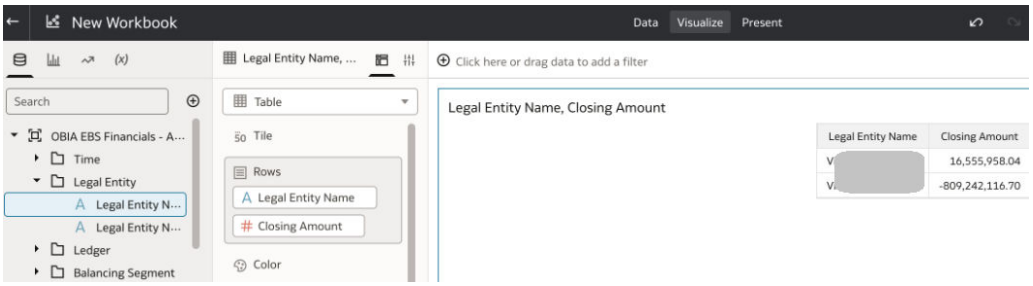

   d. Capture the session log file related to the report and observe the custom security related filters appearing in the report.

```
WITH
SAWITH0 AS (select T826726.ORG_NAME as c2,
     T827074.ROW_WID as c3,
     T826658.ROW_WID as c5,
     sum(case  when T826705.GROUP_ACCOUNT_NUM = 'AP' then
T826683.BALANCE_LOC_AMT * -1 end ) as c6
from
     OAX_USER.DW_EB_X_EBS_COMMON_W_INT_ORG_D T827074 /*
Dim_W_INT_ORG_D_LegalEntity */  left outer join
OAX$OAC.SEC_SECURE_CUSTOM_MEMBER_USER T901004 /*
SEC_SECURE_CUSTOM_MEMBER_USER_1887a12d-4e04-4191-af77-
c75b2e0e1ad7_Dim_W_INT_ORG_D_LegalEntity */  On T901004.SEC_OBJ_CODE =
'1887a12d-4e04-4191-af77-c75b2e0e1ad7' and T901004.USER_ID =
'<applicable user>' and T901004.SEC_OBJ_KEY_1 = cast(T827074.ROW_WID
as  VARCHAR ( 255 ) ),
     (SELECT
  DATASOURCE_NUM_ID,
  INTEGRATION_ID,
  ORG_DESCR,
  ORG_NAME,
```


Copyright © 2026, Oracle and/or its affiliates.

```
  LANGUAGE_CODE

FROM
  DW_EB_X_EBS_COMMON_W_INT_ORG_D_TL

WHERE
  LANGUAGE_CODE = 'US') T826726,
     OAX_USER.DW_EB_X_EBS_COMMON_W_DAY_D T826658 /* Dim_W_DAY_D_Common
*/ ,
     OAX_USER.DW_EB_X_EBS_AP_W_AP_BALANCE_ENT_F T826683 /*
Fact_W_AP_BALANCE_ENT_F */ ,
     OAX_USER.DW_EB_X_EBS_COMMON_W_GL_ACCOUNT_D T826705 /*
Dim_W_GL_ACCOUNT_D */
where  ( T826658.ROW_WID = T826683.BALANCE_DT_WID and
T826726.INTEGRATION_ID = T827074.INTEGRATION_ID and
T826683.COMPANY_ORG_WID = T827074.SCD1_WID and T826683.GL_ACCOUNT_WID =
T826705.ROW_WID and T826726.DATASOURCE_NUM_ID =
T827074.DATASOURCE_NUM_ID and T827074.CURRENT_FLG = 'Y' and
T901004.SEC_OBJ_CODE = '1887a12d-4e04-4191-af77-c75b2e0e1ad7' and
(T827074.COMPANY_FLG in ('U', 'Y')) )
group by T826658.ROW_WID, T826726.ORG_NAME, T827074.ROW_WID),
SAWITH1 AS (select D1.c2 as c2,
     D1.c3 as c3,
     LAST_VALUE(D1.c6 IGNORE NULLS) OVER (PARTITION BY D1.c3, D1.c5
ORDER BY D1.c3 NULLS FIRST, D1.c5 NULLS FIRST ROWS BETWEEN UNBOUNDED
PRECEDING AND UNBOUNDED FOLLOWING) as c4,
     D1.c5 as c5
from
     SAWITH0 D1),
SAWITH2 AS (select distinct LAST_VALUE(D1.c4 IGNORE NULLS) OVER
(PARTITION BY D1.c3 ORDER BY D1.c3 NULLS FIRST, D1.c5 NULLS FIRST ROWS
BETWEEN UNBOUNDED PRECEDING AND UNBOUNDED FOLLOWING) as c1,
     D1.c2 as c2,
     D1.c3 as c3
from
     SAWITH1 D1)
select D1.c1 as c1, D1.c2 as c2, D1.c3 as c3, D1.c4 as c4 from ( select
0 as c1,
     D1.c2 as c2,
     D1.c1 as c3,
     D1.c3 as c4
from
     SAWITH2 D1
order by c2 ) D1 where rownum <= 500001
```


Copyright © 2026, Oracle and/or its affiliates.

4

Manage Customizations

Customize the data pipeline and semantic model of Oracle E-Business Suite Data Intelligence to meet your business requirements.

Topics:

- Customize the Data Pipeline
- Customize the Semantic Model

For more information about customizations, see Customize Oracle Fusion Data Intelligence and Use Cases: Extend the Semantic Model Using the Sandbox Framework.

Customize the Data Pipeline

Business requirements often extend beyond the capabilities of the standard ready-to-use data model delivered with Oracle E-Business Suite Data Intelligence. Organizations frequently need to incorporate additional business attributes, expose source-specific information, or support user-defined reporting requirements that aren't available in the delivered fact and dimension data stores.

This section explains few common use case scenarios for customizing the ready-to-use facts and dimensions, as well as creating custom facts and dimensions in Oracle E-Business Suite Data Intelligence. These scenarios illustrate how user-specific business requirements can be addressed by extending the semantic model while preserving the integrity and consistency of the delivered Oracle data model.

Typical customizations include enriching fact tables with additional transactional attributes, extending dimensions with new descriptive information, incorporating source system-specific columns, and exposing business-critical data required for operational, financial, and analytical reporting. The objective of these examples is to illustrate recommended extension patterns, highlight common business requirements, and provide guidance on implementing scalable, maintainable, and upgrade-safe customizations that align with Oracle's recommended practices.

Pipeline Customization Guidelines

This section describes the recommended guidelines for implementing customizations within Data Augmentation Script applications. Adhering to these guidelines helps preserve the integrity of Oracle-delivered content, simplifies future upgrades, and ensures that user-specific extensions are implemented in a consistent and maintainable manner.

General Guidelines

Review these guidelines:

- Of the ready-to-use Data Augmentation Script applications, only the EBS_CONFIG and EBS_PARAMETERS Data Augmentation Script applications are editable. These applications are intended for user-specific functional configuration and parameter management.

Copyright © 2026, Oracle and/or its affiliates.

- All other Oracle-delivered Data Augmentation Script applications are provided with view-only access. You can't modify these but you can copy the hrf code as needed.
- Oracle recommends implementing all customizations in a custom Data Augmentation Script application. Before making any modifications, copy the required mappings or scripts from the corresponding Oracle-delivered application into the custom application.

Dependent Datasets

- Define all dependent datasets in the `Dependent_Datasets.hrf` file.
- Ensure that each dependent dataset is defined before it is referenced by a mapping.
- Oracle recommends defining dependent datasets as PRIVATE VERSIONED to ensure that the mapping always processes the latest available version of the dataset.

Module Imports

When a custom mapping references Oracle-delivered data stores, the corresponding application modules must be imported into the custom mapping. For example: Import only the modules required by the custom mapping.

```
IMPORT MODULE [EBS_PARAMETERS,EBS_DOMAINS,EBS_CONFIG,EBS_COMMON]
```

Import Source Statements

Within Oracle-delivered Data Augmentation Script applications, all IMPORT SOURCE statements are maintained in the `ImportSource_%.hrf` file. When copying an Oracle-delivered mapping into a custom application:

- Review the source table aliases referenced by the mapping.
- Locate the corresponding IMPORT SOURCE statements in the `ImportSource_%.hrf` file of the Oracle-delivered application.
- Copy the required IMPORT SOURCE statements into the custom mapping and resolve the aliases accordingly.

This ensures that all required source data stores are correctly referenced during execution.

Dataset Visibility

Oracle recommends the following visibility guidelines:

- Define all intermediate datasets as PRIVATE.
- Use PUBLIC only for the final output dataset that is consumed by downstream mappings or publishing processes.

This approach minimizes unnecessary exposure of intermediate processing datasets and maintains a clean application structure.

HRF File Maintenance

Some aliases and lookup datasets within the Oracle-delivered `.hrf` files may be commented because they are referenced by previously included HRF files. When implementing customizations:

- Review all referenced aliases and lookup datasets.
- Uncomment only those entries that are required by the custom mapping.

For more information on Data Augmentation Scripts, see Overview of Data Augmentation Scripts.

Copyright © 2026, Oracle and/or its affiliates.

Optimal Practices

Oracle recommends adhering to the following optimal practices when implementing the Data Augmentation Script customizations:

- Preserve all Oracle-delivered applications and mappings.
- Implement customer-specific logic only within custom applications.
- Reuse Oracle-delivered datasets wherever possible instead of duplicating logic.
- Maintain all dependent datasets and source imports within the appropriate HRF files.
- Limit the use of PUBLIC datasets to final outputs only.
- Document all customizations to facilitate future maintenance and upgrades.

Following these guidelines helps ensure that user extensions remain modular, upgrade-safe, and aligned with Oracle development standards.

Use Cases

As an example, consider a scenario where a customer needs to perform the following customizations:

- Extend a ready-to-use dimension with additional business-specific attributes to support custom reporting and analytics.
- Customize the existing ready-to-use fact with additional business-specific attributes to support custom reporting and analytics.
- Create a custom specific dimension with additional business logic and user enhancements.
- Create a custom specific fact with additional business logic and user enhancements.

Topics

1. Extend a Ready-to-use Dimension with Custom attributes
2. Add Custom Attributes to a Ready-to-use Fact
3. Create a Custom Dimension
4. Create a Custom Fact

Extend a Ready-to-use Dimension with Custom attributes

Follow these steps to extend a ready-to-use dimension with custom attributes.

Consider a scenario where a user needs to extend the Ledger Dimension with additional business-specific attributes to support custom reporting and analytics. To meet this requirement while preserving the Oracle-delivered implementation, you can extend the Ledger Dimension using a custom mapping derived from the ready-to-use mapping. The following approach, seen in the high level flow, enables user-specific enhancements while maintaining upgrade compatibility:

Copyright © 2026, Oracle and/or its affiliates.

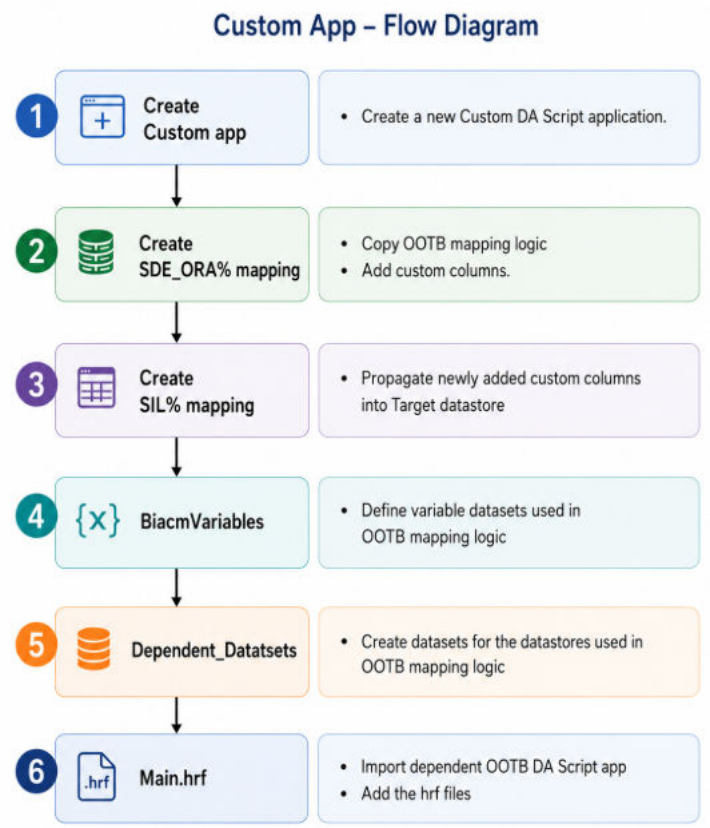

Complete these:

1. In Oracle Fusion Data Intelligence Administration Console, click **Data Configuration**.

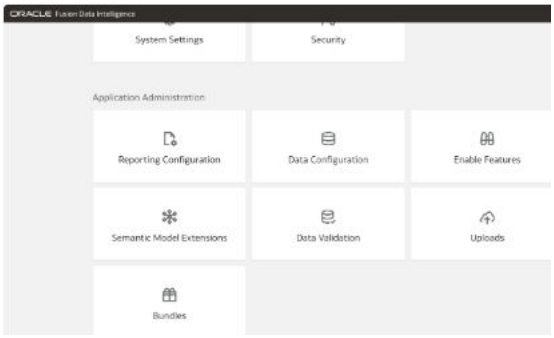

2. On the Data Configuration page, select **E-Business Suite** in **Data Source** and click **Data Applications**.

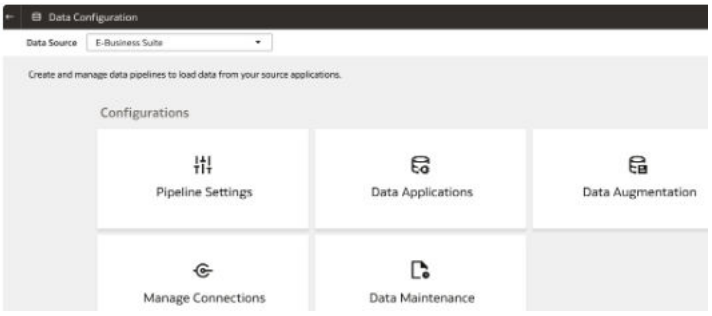

Copyright © 2026, Oracle and/or its affiliates.

3. On the Data Applications page, click **Create** and select **DA Scripts**.
4. On the DA Scripts page, under **Source**, click **New**, click **File**, select **Code** to create a code file.

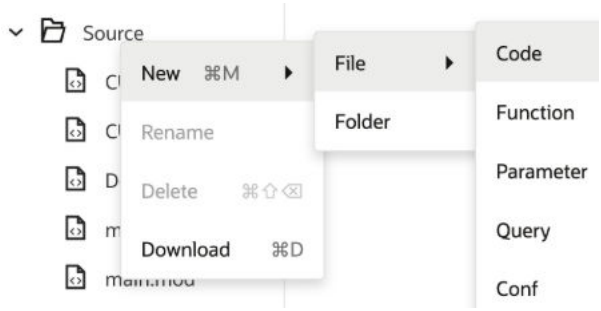

5. Specify the Code file name as **SDE_ORA_LedgerDimension**.



6. Copy the SDE_ORA_LedgerDimension Mapping logic from the ready-to-use DA Scripts application.



7. The ready-to-use mapping doesn't include the required `IMPORT SOURCE` statements. Review the source aliases used in the mapping and add the corresponding `IMPORT SOURCE` entries from the ImportSource HRF file.



8. Add the required custom columns to the mapping logic. Define the appropriate data type and length based on the source system.

Copyright © 2026, Oracle and/or its affiliates.

```
THIS[ACCOUNTED_PERIOD_TYPE]                    =   GL_LEDGERS_34881.ACCOUNTED_PERIOD_TYPE -DATATYPE VARCHAR2(30);
THIS[COMPLETION_STATUS_CODE]                   =   GL_LEDGERS_34881.COMPLETION_STATUS_CODE -DATATYPE VARCHAR2(15);
```

9. If custom columns are added in the temporary datasets, then add those newly added column(s) in TEMP_KEY column.



10. Propagate the newly added columns from temporary dataset to the target dataset.



11. After adding the new attributes to the staging data store, create a custom SIL mapping named SIL_LedgerDimension for the Ledger dimension by copying the ready-to-use mapping. For the target data store, retain only the key columns and the newly added columns in the custom mapping.

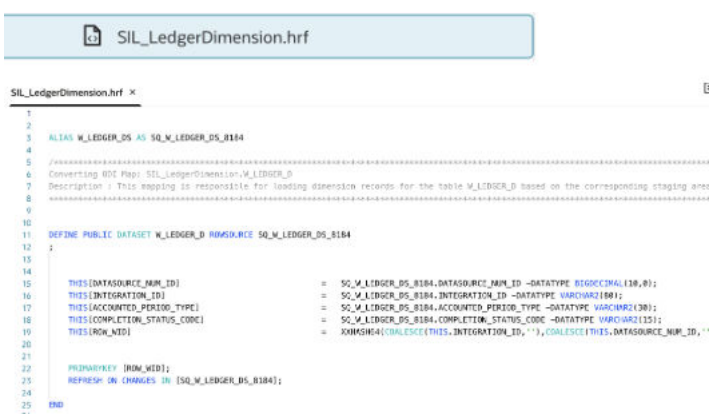

12. Review the mapping logic to identify all referenced variables, lookup datasets, and dimensions and ensure they are included in the custom DA Script application.

Copyright © 2026, Oracle and/or its affiliates.

Regarding Variables, in the CUSTOM mappings, W_BIACM_VARIABLES_DS_LANGUAGE_BASE and W_DATASOURCE_NUM_DS datasets are used and are created based on the variables defined in the EBS_CONFIG app. For Variables, Create "BiacmVariables" code file and add the required data store. Always create the Variable datasets as PRIVATE VERSIONED to get latest data from the parent DA Script application.

> **Note**
>
> PRIVATE datasets created in other DA Script applications aren't accessible with IMPORT MODULE, only PUBLIC datasets can be accessed. The W_BIACM_VARIABLES_DS_LANGUAGE_BASE and W_DATASOURCE_NUM_DS data stores are PRIVATE. Therefore, define these datasets by copying the logic from the parent DA Script application. Make sure the ROWSOURCE data store name is prefixed with the parent DA Script application name. For example, DW_EB_X_EBS_CONFIG_C_DATA_SOURCE_DS.



13. In `main.hrf`, add the hrf files.
    To refer the data stores from the ready-to-use DA Script application, you must import the corresponding module. The Custom mapping logic uses data stores created in EBS_CONFIG, EBS_COMMON modules and parameters defined in the EBS_PARAMETERS application. Hence include all of them in the IMPORT statement.

IMPORT MODULE [EBS_PARAMETERS, EBS_CONFIG, EBS_COMMON]

main.hrf ×

```
1   IMPORT MODULE [EBS_PARAMETERS,EBS_CONFIG,EBS_COMMON]
2
3   INCLUDE HRF "BiacmVariables.hrf"
4   INCLUDE HRF "Dependent_Datasets.hrf"
5
6   INCLUDE HRF "CUSTOM_SDE_ORA_LedgerDimension.hrf"
7   INCLUDE HRF "CUSTOM_SIL_LedgerDimension.hrf"
8
```

14. Build the DA Script application and resolve build errors if there are any.

Copyright © 2026, Oracle and/or its affiliates.

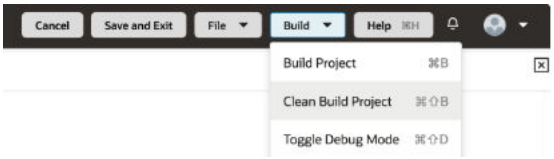

15. Deploy the custom application and validate the data.

Add Custom Attributes to a Ready-to-use Fact

Follow these steps to customize an existing ready-to-use fact with additional attributes.

Consider a scenario for customization of GL Journals Fact (W_GL_OTHER_F) to expose Journal Source and Journal Category attributes from Oracle E-Business Suite General Ledger. This enables business users to analyze journal activity by origin and classification, supporting month-end close, reconciliation, audit, and management reporting. It is one of the most frequently used extensions because source and category are fundamental to understanding the nature of journal entries in General Ledger. Also a custom metric column is created which gives the metrics for the manual journals which will help the business users to understand the manual journal volume.

Consider a scenario for customization of GL Journals Fact(W_GL_OTHER_FS,W_GL_OTHER_F) so that the Finance team can analyze journal activity by Journal Batch to support operational reporting, reconciliation, and audit activities. The batch level attributes are loaded into the warehouse and exposed through the semantic model, enabling users to perform batch-level analysis without writing custom SQL.

Complete these:

1. In Oracle Fusion Data Intelligence Administration Console, click **Data Configuration**.
2. On the Data Configuration page, select **E-Business Suite** in **Data Source** and click **Data Applications**.
3. On the Data Applications page, click **Create** and select **DA Scripts**.
4. On the DA Scripts page, under **Source**, click **New**, click **File**, select **Code** to create a code file.

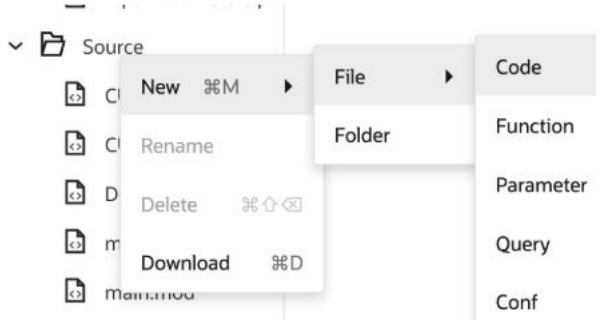

5. Specify the name as <Ready-to-use Mapping Name> for example, **SDE_ORA_GLOtherfact** and copy the code from the ready-to-use EBS_COMMON application and paste it in the hrf.

Copyright © 2026, Oracle and/or its affiliates.

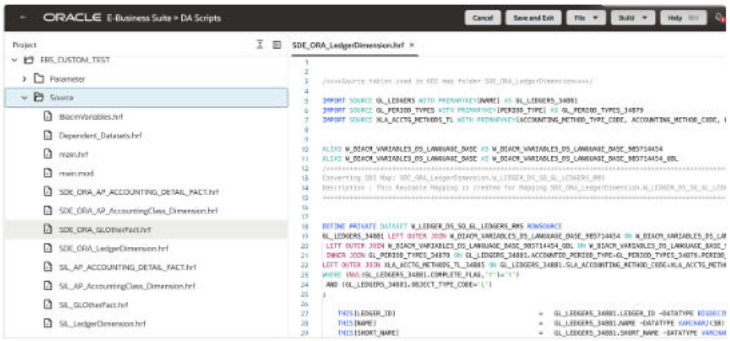

6. The ready-to-use mapping doesn't include the required `IMPORT SOURCE` statements as it is handled together in the IMPORTSOURCE hrf file in the respective ready-to-use applications. Review the source table aliases used in the mapping and add the corresponding `IMPORT SOURCE` entries. To add the `IMPORT SOURCE` entries, refer to the dataset name as follows and get the corresponding `IMPORT SOURCE` entries from the ready-to-use applications.



GL_JE_BATCHES | GL_JE_BATCHES_2_DS | GL_JE_BATCHES_35752
GL_JE_HEADERS | GL_JE_HEADERS_1_DS | GL_JE_HEADERS_35745



7. Review the added IMPORT SOURCE entries in the hrf.

Copyright © 2026, Oracle and/or its affiliates.

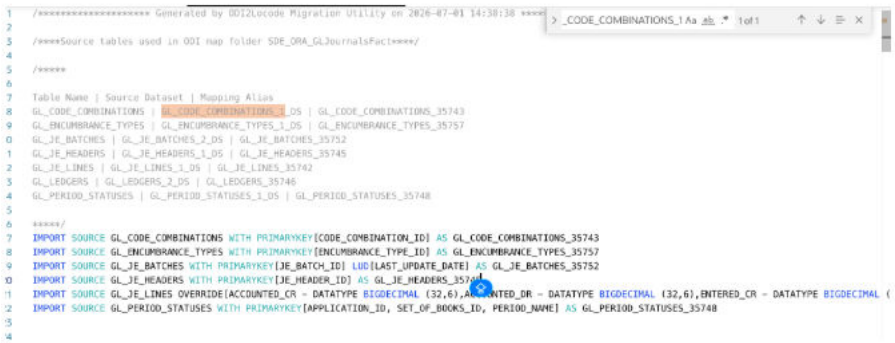

8. Add the customizations as required. This use case adds new custom columns to bring the journal batch related details from the Oracle E-Business Suite source.

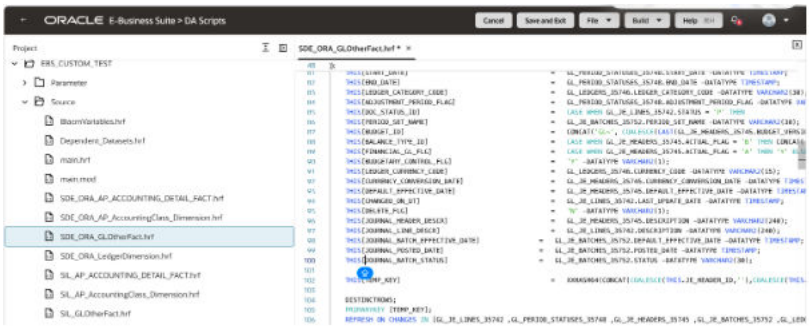



9. Create custom mapping for SIL_GLOtherFact. On the DA Scripts page, under **Source**, click **New**, click **File**, select **Code** to create a code file.

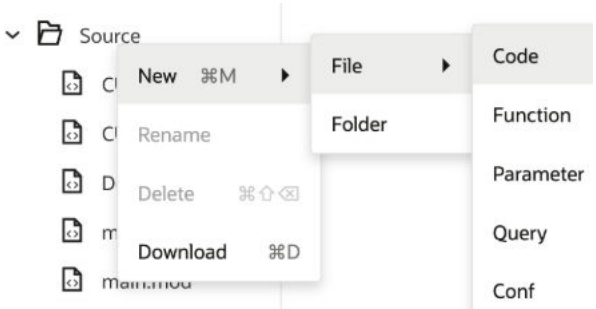

Copyright © 2026, Oracle and/or its affiliates.

10. Specify the name as <Ready-to-use Mapping Name>, for example, SIL_GLOtherfact and copy the code from the ready-to-use EBS_COMMON application and paste it in the hrf.

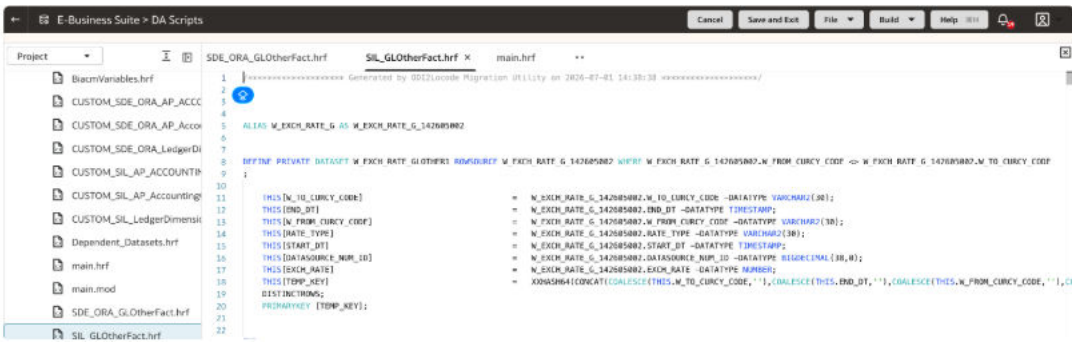

11. Add the customizations as needed. Add these custom columns to the ready-to-use fact W_GL_OTHER_F to get the relevant details:
    - GL_JOURNAL_SOURCE - For getting journal source information,this column is already present in staging table we are bringing those details to the fact.
    - JOURNAL_BATCH_EFFECTIVE_DATE - New custom column for batch related details.
    - JOURNAL_BATCH_POSTED_DATE - New custom column for batch related details.
    - JOURNAL_BATCH_STATUS - New custom column for batch related details.
    - MANUAL_JOURNAL_AMOUNT - New custom column for getting metrics for the Manual journals

> **Note**
>
> Ensure that the custom fact contains only the key columns and the customized columns.

12. In `main.hrf`, add the custom hrf files created.

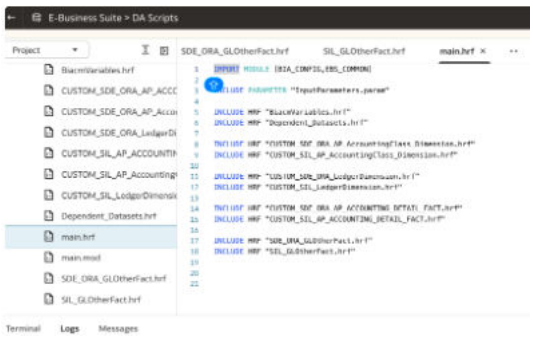

13. Build the DA Script application and resolve build errors if there are any.

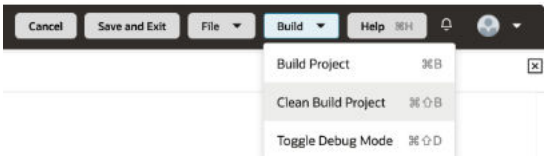

Copyright © 2026, Oracle and/or its affiliates.

14. Deploy the custom application and validate the data.

Create a Custom Dimension

Follow these steps to create a custom dimension.

Consider a scenario where a customer needs to analyze Accounts Payable (AP) accounting transactions based on the Accounting Class generated by Oracle Subledger Accounting (SLA), such as Expense, Liability, Tax, and Prepayment. To support this reporting requirement, create the W_AP_ACCOUNTING_CLASS_D custom dimension table to store the distinct Accounting Class values extracted from SLA along with their corresponding surrogate keys. This dimension enables efficient reporting and analysis of AP accounting transactions by Accounting Class and the custom fact tables can referenc this through the generated surrogate keys.

Complete these:

1. In Oracle Fusion Data Intelligence Administration Console, click **Data Configuration**.
2. On the Data Configuration page, select **E-Business Suite** in **Data Source** and click **Data Applications**.
3. On the Data Applications page, click **Create** and select **DA Scripts**.
4. On the DA Scripts page, under **Source**, click **New**, click **File**, select **Code** to create a code file.
5. Based on the business requirement, you can choose to create either a Dimension Staging table or a Dimension table. This use case creates both Dimension Staging table and the corresponding Dimension table to support the end-to-end pipeline process.
   Specify the code file name as **SDE_ORA_AP_AccountingClass_Dimension**

   

   For Staging data store use mapping convention as **SDE_ORA_%**.
6. For Dimension staging mapping, first add the `IMPORT SOURCE` entries based on the functional requirement.
   If the source table isn't used in any ready-to-use DA Script application, verify the Offering Name associated with the corresponding source data store. Next, check whether the same Offering name is already configured for the Oracle E-Business Suite connection. If the Offering isn't present, add the required Offering to the Oracle E-Business Suite connection and perform a Refresh Metadata operation before using the source data store in the mapping.

   

   For transactional data stores, specify the **Initial Extract Date** (IED) and Last Update Date (LUD) columns based on the functional requirements to support full and incremental data extraction.
7. Create intermediate or temporary datasets based on the functional requirement.

Copyright © 2026, Oracle and/or its affiliates.



Create intermediate datasets as PRIVATE and use PUBLIC dataset for target data store only. For Custom data stores, ensure the naming convention is **W_%**.

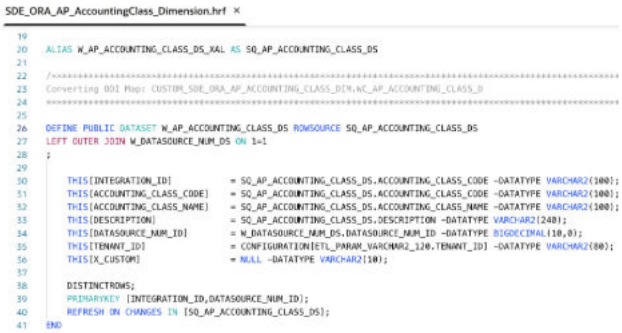

For the **TENANT_ID** column, use the parameter defined in the EBS_PARAMETERS DA Script application.

8. Create Custom mapping for Dimension data store.
For mapping, use naming convention as **SIL_AP_AccountingClass_Dimension**.



For dimension, use naming convention as **W_%**.

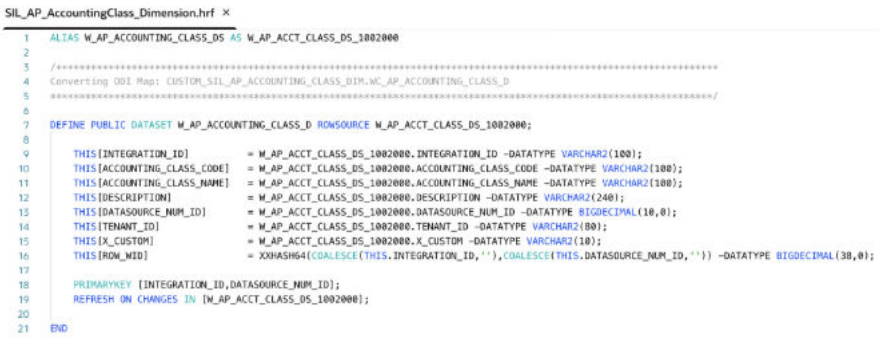

For **REFRESH ON CHANGES**, specify the source data stores for which incremental data only need to be processed.

9. The custom mapping uses the W_DATASOURCE_NUM_DS dataset, which is created from the data stores available in the EBS_CONFIG application. This dataset is used to

Copyright © 2026, Oracle and/or its affiliates.

populate the DATASOURCE_NUM_ID, ensuring that the source system is correctly identified and that the custom mapping remains consistent with the data model.
For Variables, create "BiacmVariables" code file and add the required data store. The W_DATASOURCE_NUM_DS data store is already added as part of Extending Ready-to-use Dimension with Custom Attributes. Therefore, you don't need to add it again.

10. In main.hrf, add the hrf files.
To refer the data stores from the ready-to-use DA Script application, you mus import the corresponding module. In the Custom mapping logic, this use case used data stores created in EBS_CONFIG module and parameters in EBS_PARAMETERS application. Hence include all of them in the IMPORT statement.

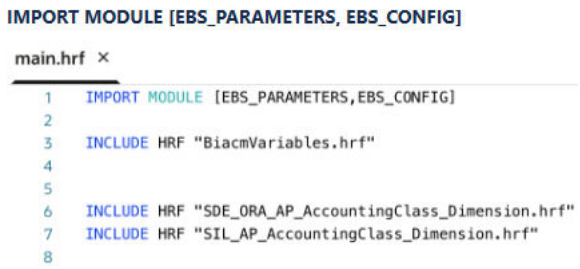

11. Build the DA Script application and resolve build errors if there are any.
12. Deploy the Custom DA Script application and validate the data.

Create a Custom Fact

Follow these steps to create a custom fact.

Implement a custom data store to address user-specific business requirements using a custom Data Augmentation Script application. This approach preserves Oracle-delivered artifacts while ensuring compatibility with future upgrades.

Consider a scenario where you require a custom fact table - W_AP_ACCOUNTING_DETAIL_F, to provide a comprehensive view of Accounts Payable (AP) accounting transactions by integrating invoice, supplier, Subledger Accounting (SLA) and General Ledger (GL) information into a single reporting dataset.

The purpose of this custom fact table is to enable finance users to perform detailed analysis, reconciliation, and auditing of AP accounting entries across the Procure-to-Pay (P2P) lifecycle. By consolidating data from multiple Oracle ERP modules into a unified dataset, the solution provides end-to-end visibility from supplier invoices and accounting distributions to SLA and GL journal entries, supporting financial reporting, period-end close, compliance, and audit requirements.

Complete these":

1. In Oracle Fusion Data Intelligence Administration Console, click **Data Configuration**.
2. On the Data Configuration page, select **E-Business Suite** in **Data Source** and click **Data Applications**.
3. Create a new parameter for the Source Distribution Type and reference it in the mapping instead of using a hardcoded value. Open the EBS_PARAMETERS application, add the new parameter **SRC_DISB_TYPE** to the **ALL_VARCHAR_PARAMS_TABLE_30_BIACM** dataset that has the configuration block name **BIACM_PARAM_VARCHAR2_30**. Build and deploy the EBS_PARAMETERS application.

Copyright © 2026, Oracle and/or its affiliates.

```
/* Parameters Inline Dataset for VARCHAR2 Type */

DEFINE PRIVATE INLINE DATASET ALL_VARCHAR_PARAMS_TABLE_30_BIACM
ROWSOURCE INTABLE(
[NAME:VARCHAR2(200),VALUE:VARCHAR2(30)]
VALUES  (
        ['LANGUAGE_LIST', 'US'],
        ['SRC_DISB_TYPE', 'AP_INV_DIST']
)
);

PRIMARYKEY [NAME,VALUE];
END

DEFINE CONFIGURATIONBLOCK BIACM_PARAM_VARCHAR2_30 ROWSOURCE ALL_VARCHAR_PARAMS_TABLE_30_BIACM;
  THIS = UNPACK(ALL_VARCHAR_PARAMS_TABLE_30_BIACM.NAME, ALL_VARCHAR_PARAMS_TABLE_30_BIACM.VALUE) - SINGLEVALUE,VARCHAR2(30),'';
END
```

4. On the Data Applications page, click **Create** and select **DA Scripts**.
5. On the DA Scripts page, under **Source**, click **New**, click **File**, select **Code** to create a code file.
6. Based on the business requirement, you can choose to create either a Fact Staging table or a Fact table. This use case creates both Fact Staging table and the corresponding Fact table to support the end-to-end pipeline process. Specify the Code file name as **SDE_ORA_AP_ACCOUNTING_DETAIL_FACT**.

   

   For Staging data store, use mapping convention as **SDE_ORA_%**.
7. For Fact staging mapping, first add the `IMPORT SOURCE` entries based on the functional requirement.
   If the source table isn't used in any ready-to-use DA Script application, verify the Offering Name associated with the corresponding source data store. Next, check whether the same Offering name is already configured for the Oracle E-Business Suite connection. If the Offering isn't present, add the required Offering to the Oracle E-Business Suite connection and perform a Refresh Metadata operation before using the source data store in the mapping.

   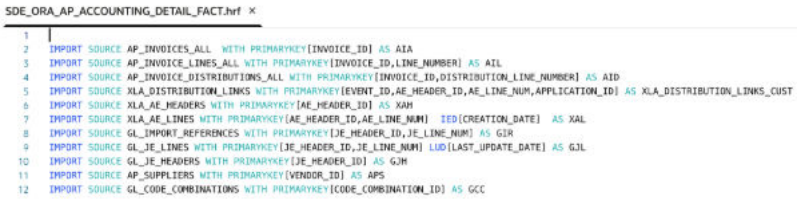

   For transactional data stores such as AP_INVOICES_ALL, specify the **Initial Extract Date** (IED) and Last Update Date (LUD) columns based on the functional requirements to support full and incremental data extraction.

   For master data stores such as GL_LEDGERS, don't specify an **Initial Extract Date** (IED) column. Since master records may have been created before the configured IED, using an IED filter can exclude valid records and lead to data discrepancies.
8. Create intermediate or temporary datasets based on the functional requirement.

Copyright © 2026, Oracle and/or its affiliates.

```
DEFINE PRIVATE DATASET XDL ROWSOURCE XLA_DISTRIBUTION_LINKS_CUST WHERE XLA_DISTRIBUTION_LINKS_CUST.APPLICATION_ID = 200 AND XLA_DISTRIBUTION_LINKS_CUST.SOURCE_DISTRIBUTION_TYPE =

THIS[APPLICATION_ID]                    =  XLA_DISTRIBUTION_LINKS_CUST.APPLICATION_ID;
THIS[EVENT_ID]                          =  XLA_DISTRIBUTION_LINKS_CUST.EVENT_ID;
THIS[AE_HEADER_ID]                      =  XLA_DISTRIBUTION_LINKS_CUST.AE_HEADER_ID;
THIS[AE_LINE_NUM]                       =  XLA_DISTRIBUTION_LINKS_CUST.AE_LINE_NUM;
THIS[SOURCE_DISTRIBUTION_TYPE]          =  XLA_DISTRIBUTION_LINKS_CUST.SOURCE_DISTRIBUTION_TYPE;
THIS[SOURCE_DISTRIBUTION_ID_NUM_1]      =  XLA_DISTRIBUTION_LINKS_CUST.SOURCE_DISTRIBUTION_ID_NUM_1;


   DISTINCTROWS;
   PRIMARYKEY [EVENT_ID,AE_HEADER_ID,AE_LINE_NUM,APPLICATION_ID];


END
```

```
DEFINE PRIVATE DATASET SQ_SUB1 ROWSOURCE  AIA INNER JOIN AIL ON  AIA.INVOICE_ID = AIL.INVOICE_ID
INNER JOIN AID ON  AIL.INVOICE_ID = AID.INVOICE_ID AND AIL.LINE_NUMBER = AID.INVOICE_LINE_NUMBER
INNER JOIN APS ON AIA.VENDOR_ID = APS.VENDOR_ID
INNER JOIN XDL ON  XDL.SOURCE_DISTRIBUTION_ID_NUM_1 = AID.INVOICE_DISTRIBUTION_ID AND XDL.EVENT_ID = AID.ACCOUNTING_EVENT_ID
INNER JOIN XAH ON  XDL.AE_HEADER_ID = XAH.AE_HEADER_ID
INNER JOIN XAL ON XDL.AE_HEADER_ID = XAL.AE_HEADER_ID AND XDL.AE_LINE_NUM = XAL.AE_LINE_NUM
INNER JOIN GCC ON XAL.CODE_COMBINATION_ID = GCC.CODE_COMBINATION_ID
LEFT OUTER JOIN GIR ON XAL.GL_SL_LINK_ID = GIR.GL_SL_LINK_ID AND XAL.GL_SL_LINK_TABLE = GIR.GL_SL_LINK_TABLE
LEFT OUTER JOIN GJL ON GIR.JE_HEADER_ID = GJL.JE_HEADER_ID AND GIR.JE_LINE_NUM = GJL.JE_LINE_NUM
LEFT OUTER JOIN GJH ON GIR.JE_HEADER_ID = GJH.JE_HEADER_ID
WHERE 1=1
```

The newly added parameter is used to evaluate the value of the **SOURCE_DISTRIBUTION_TYPE** column in the mapping.

SDE_ORA_AP_ACCOUNTING_DETAIL_FACT.hrf ×

```
32
33  DEFINE PRIVATE DATASET SQ_SUB1 ROWSOURCE  AIA INNER JOIN AIL ON  AIA.INVOICE_ID = AIL.INVOICE_ID
34  INNER JOIN AID ON  AIL.INVOICE_ID = AID.INVOICE_ID AND AIL.LINE_NUMBER = AID.INVOICE_LINE_NUMBER
35  INNER JOIN APS ON AIA.VENDOR_ID = APS.VENDOR_ID
36  INNER JOIN XDL ON  XDL.SOURCE_DISTRIBUTION_ID_NUM_1 = AID.INVOICE_DISTRIBUTION_ID AND XDL.EVENT_ID = AID.ACCOUNTING_EVENT_ID
37  INNER JOIN XAH ON  XDL.AE_HEADER_ID = XAH.AE_HEADER_ID
38  INNER JOIN XAL ON XDL.AE_HEADER_ID = XAL.AE_HEADER_ID AND XDL.AE_LINE_NUM = XAL.AE_LINE_NUM
39  INNER JOIN GCC ON XAL.CODE_COMBINATION_ID = GCC.CODE_COMBINATION_ID
40  LEFT OUTER JOIN GIR ON XAL.GL_SL_LINK_ID = GIR.GL_SL_LINK_ID AND XAL.GL_SL_LINK_TABLE = GIR.GL_SL_LINK_TABLE
41  LEFT OUTER JOIN GJL ON GIR.JE_HEADER_ID = GJL.JE_HEADER_ID AND GIR.JE_LINE_NUM = GJL.JE_LINE_NUM
42  LEFT OUTER JOIN GJH ON GIR.JE_HEADER_ID = GJH.JE_HEADER_ID
43  WHERE 1=1
44  AND XDL.APPLICATION_ID = 200
45  AND XDL.SOURCE_DISTRIBUTION_TYPE = CONFIGURATION[BIACM_PARAM_VARCHAR2_30.SRC_DISB_TYPE]
46  AND XAH.APPLICATION_ID = 200
47  AND XAL.APPLICATION_ID = 200
48  AND GCC.SEGMENT4 = '000';
49
```

Reference the parameter in the mapping using the configuration block name and parameter name in the following format:
`CONFIGURATION[BIACM_PARAM_VARCHAR2_30.SRC_DISB_TYPE]`

Create intermediate datasets as PRIVATE and use PUBLIC dataset for the target data store only. For Custom data stores, ensure naming convention is **W_%**.

SDE_ORA_AP_ACCOUNTING_DETAIL_FACT.hrf ×

```
177
178
179  DEFINE PUBLIC DATASET W_AP_ACCOUNTING_DETAIL_FS ROWSOURCE SQ_SUB_3247500
180   LEFT OUTER JOIN W_DATASOURCE_NUM_DS ON 1=1
181  ;
182
183     THIS[LEDGER_ID]                          =  SQ_SUB_3247500.LEDGER_ID -DATATYPE VARCHAR2(25);
184     THIS[PERIOD_NAME]                        =  SQ_SUB_3247500.PERIOD_NAME -DATATYPE VARCHAR2(25);
185     THIS[INVOICE_NUMBER]                     =  SQ_SUB_3247500.INVOICE_NUM -DATATYPE VARCHAR2(100);
186     THIS[INVOICE_ID]                         =  SQ_SUB_3247500.INVOICE_ID -DATATYPE BIGDECIMAL(20,0);
187     THIS[INVOICE_CURRENCY_CODE]              =  SQ_SUB_3247500.INVOICE_CURRENCY_CODE -DATATYPE VARCHAR2(25);
188     THIS[INVOICE_DESCR]                      =  SQ_SUB_3247500.INVOICE_DESCR -DATATYPE VARCHAR2(2000);
189     THIS[GL_CCID]                            =  SQ_SUB_3247500.GL_CCID -DATATYPE VARCHAR2(25);
190     THIS[VENDOR_NAME]                        =  SQ_SUB_3247500.VENDOR_NAME -DATATYPE VARCHAR2(2000);
191     THIS[INVOICE_ORG_ID]                     =  SQ_SUB_3247500.INVOICE_ORG_ID -DATATYPE VARCHAR2(25);
192     THIS[INVOICE_DATE]                       =  SQ_SUB_3247500.INVOICE_DATE -DATATYPE TIMESTAMP;
193     THIS[INVOICE_LINE_NUM]                   =  SQ_SUB_3247500.LINE_NUMBER -DATATYPE BIGDECIMAL(20,0);
194     THIS[INVOICE_LINE_AMOUNT]                =  SQ_SUB_3247500.INV_LINE_AMT -DATATYPE BIGDECIMAL(38,10);
195     THIS[DEF_ACCTG_START_DATE]               =  SQ_SUB_3247500.DEF_ACCTG_START_DATE -DATATYPE TIMESTAMP;
196     THIS[DEF_ACCTG_END_DATE]                 =  SQ_SUB_3247500.DEF_ACCTG_END_DATE -DATATYPE TIMESTAMP;
197     THIS[DEFERRED_ACCTG_FLAG]                =  SQ_SUB_3247500.DEFERRED_ACCTG_FLAG -DATATYPE VARCHAR2(10);
198     THIS[ACTUAL_EXPENSE_ACC]                 =  SQ_SUB_3247500.ACTUAL_EXPENSE_ACC -DATATYPE VARCHAR2(25);
199     THIS[INVOICE_DISTRIBUTION_ID]            =  SQ_SUB_3247500.INVOICE_DISTRIBUTION_ID -DATATYPE BIGDECIMAL(20,0);
200     THIS[INVOICE_DIST_AMOUNT]                =  SQ_SUB_3247500.DIST_AMT -DATATYPE BIGDECIMAL(38,10);
201     THIS[GL_TRANSFER_STATUS_CODE]            =  SQ_SUB_3247500.GL_TRANSFER_STATUS_CODE -DATATYPE VARCHAR2(10);
202     THIS[GL_TRANSFER_DATE]                   =  SQ_SUB_3247500.GL_TRANSFER_DATE -DATATYPE TIMESTAMP;
```

9. Create Custom mapping for the Fact data store. For mapping, use naming convention as **SIL_AP_ACCOUNTING_DETAIL_FACT**.

SIL_AP_ACCOUNTING_DETAIL_FACT.hrf

For Custom Facts use naming convention as **W_%**. You can create ALIASES for dimensions and refer the same in the downstream logic.

Copyright © 2026, Oracle and/or its affiliates.



10. The custom mapping uses the W_LEDGER_D, W_GL_ACCOUNT_D, W_INT_ORG_D , and W_AP_ACCOUNTING_CLASS_D datasets to populate the required dimension surrogate keys in the fact table. The W_GL_ACCOUNT_D and W_INT_ORG_D datasets are ready-to-use dimensions available as PUBLIC data stores in the EBS_COMMON DA Script application. The W_LEDGER_D and W_AP_ACCOUNTING_CLASS_D datasets are part of the same custom application.
    In addition to these datasets, the custom mapping uses the W_DATASOURCE_NUM_DS dataset, that is created from the data stores available in the EBS_CONFIG application. This dataset is used to populate the `DATASOURCE_NUM_ID`, ensuring that the source system is correctly identified and that the custom mapping remains consistent with the data model.

    For Variables, create "BiacmVariables" code file and add the required data store. The W_DATASOURCE_NUM_DS data store is already added as part of Extending Ready-to-use Dimension with Custom Attributes. Therefore, you don't need to add again.

    For Dependent_Datasets, create "Dependent_datasets" code file and add W_LEDGER_D, W_GL_ACCOUNT_D, and W_INT_ORG_D data stores.

    Always create Variable datasets and Dependent datasets as PRIVATE VERSIONED to get latest data from the parent application.

    > **Note**
    >
    > PRIVATE datasets created in other DA Script applications aren't accessible with IMPORT MODULE, only PUBLIC datasets are accessible.

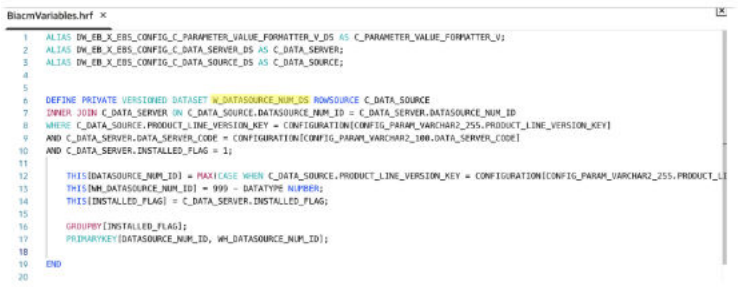

Copyright © 2026, Oracle and/or its affiliates.

11. In `main.hrf`, add the hrf files.
    To refer the data stores from the ready-to-use DA Script application, you mus import the corresponding module. In the Custom mapping logic, this use case used data stores created in EBS_CONFIG, EBS_COMMON modules and parameters in EBS_PARAMETERS application. Hence include all of them in the IMPORT statement.

IMPORT MODULE [EBS_PARAMETERS, EBS_CONFIG, EBS_COMMON]

main.hrf ×

```
IMPORT MODULE [EBS_PARAMETERS,EBS_CONFIG,EBS_COMMON]

INCLUDE HRF "BiacmVariables.hrf"
INCLUDE HRF "Dependent_Datasets.hrf"

INCLUDE HRF "SDE_ORA_AP_AccountingClass_Dimension.hrf"
INCLUDE HRF "SIL_AP_AccountingClass_Dimension.hrf"

INCLUDE HRF "SDE_ORA_LedgerDimension.hrf"
INCLUDE HRF "SIL_LedgerDimension.hrf"

INCLUDE HRF "SDE_ORA_AP_ACCOUNTING_DETAIL_FACT.hrf"
INCLUDE HRF "SIL_AP_ACCOUNTING_DETAIL_FACT.hrf"

```

12. Build the DA Script application and resolve build errors if there are any.
13. Deploy the Custom DA Script application and validate the data.

Customize the Semantic Model

Review the following sample uses cases for customizing the semantic model:

Topics:

- Add New Attributes to Existing Subject Area
- Create a Session Variable
- Create a Subject Area

Add New Attributes to Existing Subject Area

Follow these steps to add new attributes to an existing subject area.

1. Sign into Oracle Fusion Data Intelligence.
2. Navigate to **Semantic Model Extensions** and click **User Extensions**.
3. Click **Create Sandbox**, enter the sandbox details, and click **Done**.

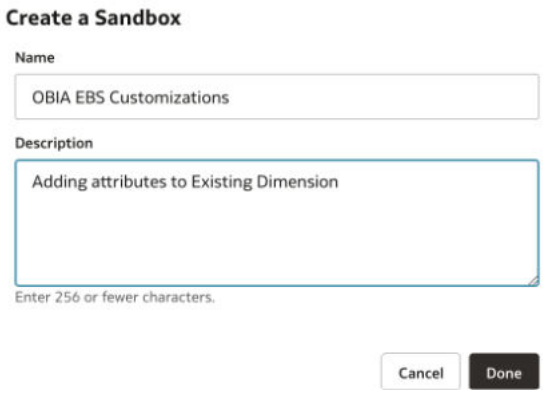

Copyright © 2026, Oracle and/or its affiliates.

4. Select **Manage Subject Areas** in the Perform Action dialog.



5. Select **Modify a Subject Area** in the next dialog, in the drop down for subject area, select **EBS GL Balance sheet** subject area, and click **Next**.

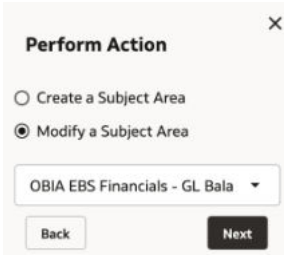

6. In step 1 of the wizard, click **Add Elements** and then click **New Custom Elements**.

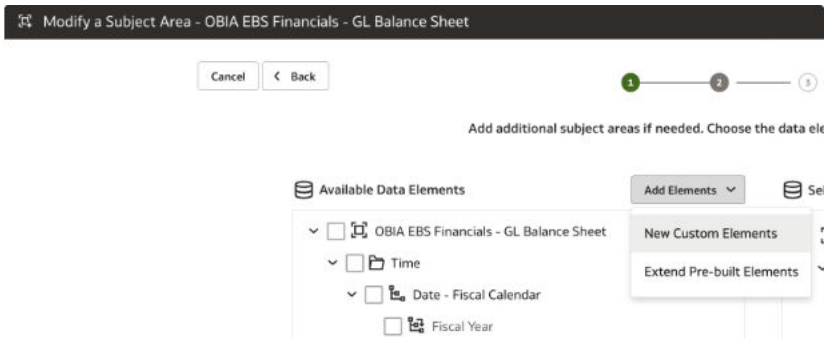

7. In step 2 of the wizard, in **Add New Custom Elements**, search for "Legal" to display the Legal Entity logical folder. Select the **Legal Entity Effective Start Date** and **Legal Entity Effective End Date** attributes. Click **Apply**.

Copyright © 2026, Oracle and/or its affiliates.

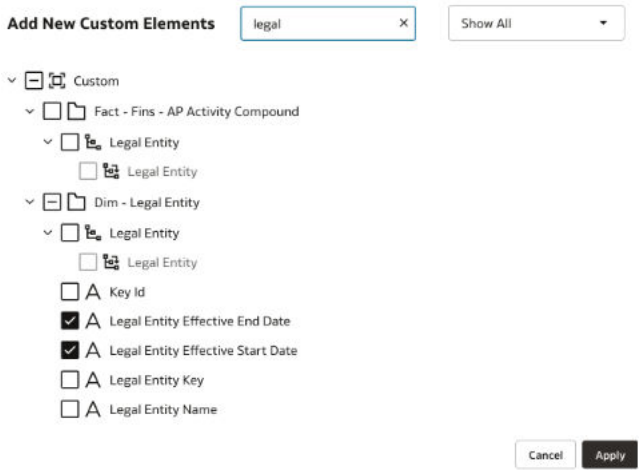

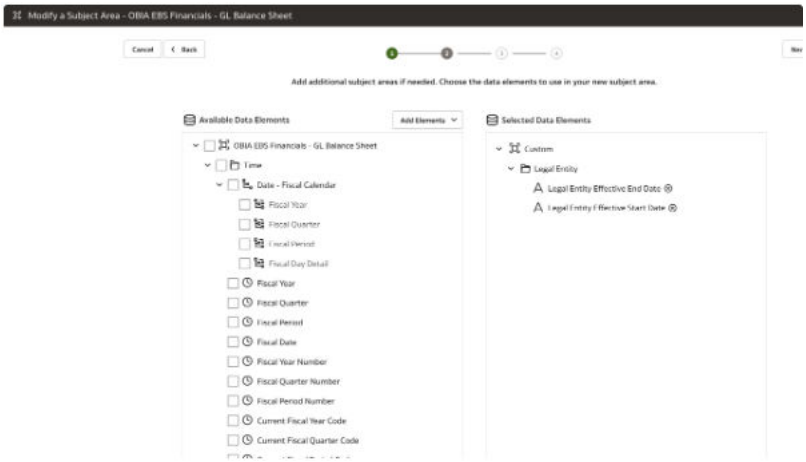

8. In step 3 of the wizard, click **Finish**.

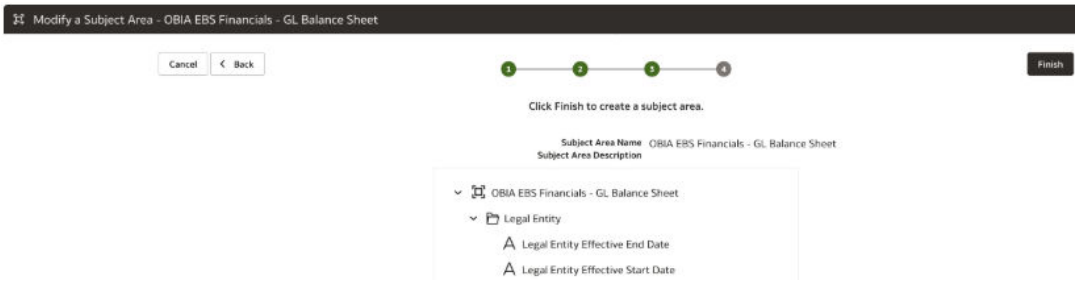

9. Reorder attributes if needed.

Copyright © 2026, Oracle and/or its affiliates.

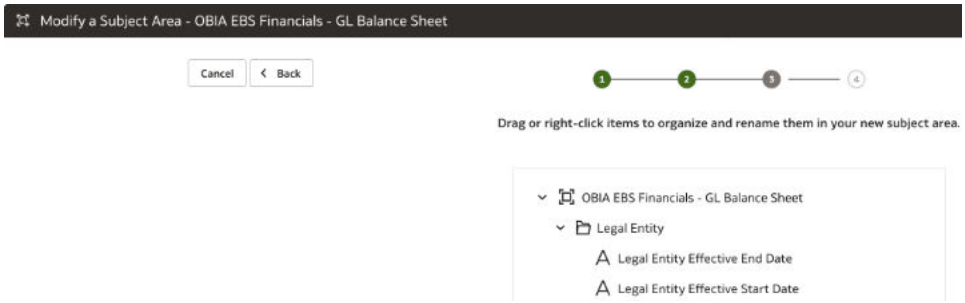

10. Validate the sandbox using the **Validate Sandbox** option and then click **Publish**.

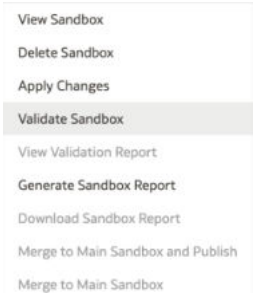

11. Sign into Oracle Analytics Cloud and navigate to the **GL Balance sheet** subject area to view the newly added attributes and create visualizations.

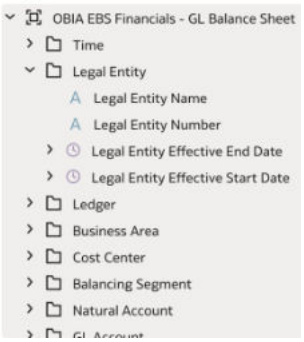

Legal Entity Effective End Date	Legal Entity Effective Start Date	Legal Entity Name	Legal Entity Number
01/01/3714 12:00:00 am	01/01/1899 12:00:00 am	ACE Sree Japan R	77386
01/01/3714 12:00:00 am	01/01/1899 12:00:00 am	ACE Sree Singapore I	77385
01/01/3714 12:00:00 am	01/01/1899 12:00:00 am	ACVU Alvin Campus	4752
01/01/3714 12:00:00 am	01/01/1899 12:00:00 am	APFINQALE_16	57385
01/01/3714 12:00:00 am	01/01/1899 12:00:00 am	APFINQALE_19	56385
01/01/3714 12:00:00 am	01/01/1899 12:00:00 am	APFINQALE_21	54385
01/01/3714 12:00:00 am	01/01/1899 12:00:00 am	ARFINQALE1_30	27385
01/01/3714 12:00:00 am	01/01/1899 12:00:00 am	ARFINQALE1_57	19382
01/01/3714 12:00:00 am	01/01/1899 12:00:00 am	ARFINQALE_30	27386
01/01/3714 12:00:00 am	01/01/1899 12:00:00 am	ARFINQALE_57	19383
01/01/3714 12:00:00 am	01/01/1899 12:00:00 am	AX France Legal Entity	18383
01/01/3714 12:00:00 am	01/01/1899 12:00:00 am	Arun Jyothi	82385
01/01/3714 12:00:00 am	01/01/1899 12:00:00 am	BIA_testing_GL_LEDGER5	91385
01/01/3714 12:00:00 am	01/01/1899 12:00:00 am	BIA_testing_GL_LEDGERS_v2	91386
01/01/3714 12:00:00 am	01/01/1899 12:00:00 am	BIA_testing_Legal_Entity_Name_testing	90385
01/01/3714 12:00:00 am	01/01/1899 12:00:00 am	BIA_testing_Legal_Entity_Name_testing_v04162025	90386
01/01/3714 12:00:00 am	01/01/1899 12:00:00 am	CNAO Test	79385
01/01/3714 12:00:00 am	01/01/1899 12:00:00 am	CNAO1	30385
01/01/3714 12:00:00 am	01/01/1899 12:00:00 am	CNAO_V2	80385
01/01/3714 12:00:00 am	01/01/1899 12:00:00 am	CP LE1	76385
01/01/3714 12:00:00 am	01/01/1899 12:00:00 am	CP LE2	76386
01/01/3714 12:00:00 am	01/01/1899 12:00:00 am	CPS PSA Accrual KI LE (2 OU's,1 LE,1 INV, HR)1	37387

Copyright © 2026, Oracle and/or its affiliates.

Create a Session Variable

Follow these steps to create a session variable.

1. Sign into to Oracle Fusion Data Intelligence.
2. Navigate to **Semantic Model Extensions** and click **User Extensions**.
3. Click **Create Sandbox**, enter the sandbox details, and click **Done**.

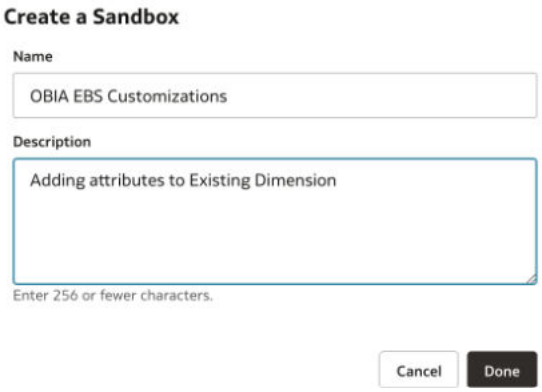

4. Select **Manage Variables** in the Perform Action dialog.



5. Select **Create Variable**.

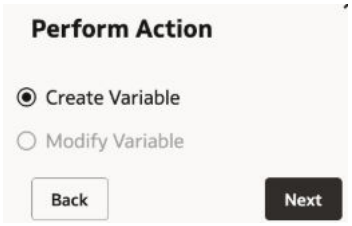

6. In step 2 of the wizard, provide name for the initialization block and the query to be used as part of initialization block. If you want the initialization block to be executed after any other, then select the same initialization block in **Preceding Block**.

Copyright © 2026, Oracle and/or its affiliates.

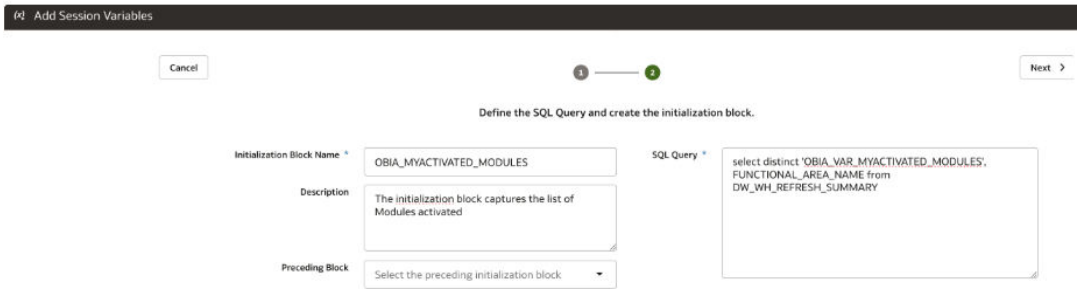

7. Provide the variable name to hold the information returned by the initialization block. Since the initialization block returns list, you must define **Row-Wise Initialization Variable**.

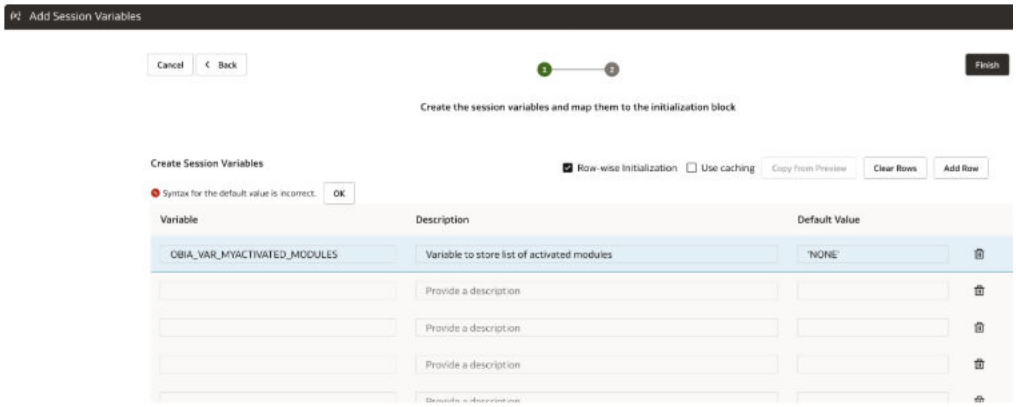

8. For the sandbox, click on 3 dots and select **Apply Changes**.
9. Validate and Publish the sandbox
10. Sign into Oracle Analytics Cloud and start using the variable wherever it is needed. In this example, create a calculated measure to indicate if EBS GL module is activated.

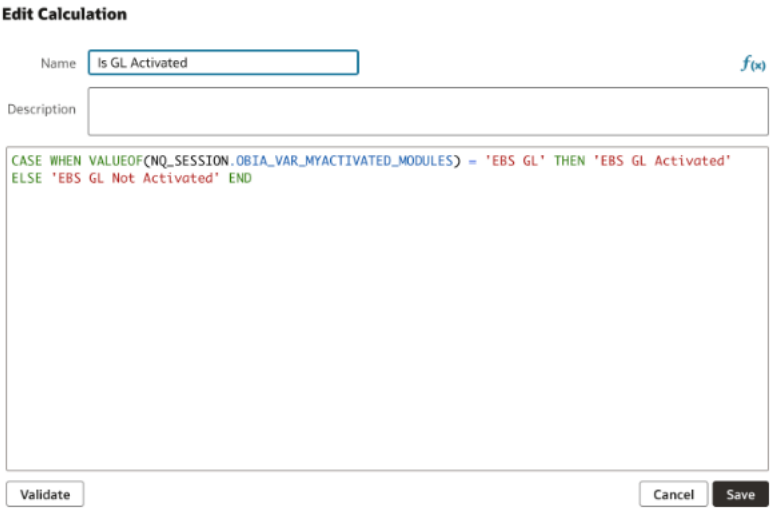

Since the module is activated and the system retrieves the variable value from the initialization block, the same is reflected in the Oracle Analytics Cloud visualization.

Copyright © 2026, Oracle and/or its affiliates.

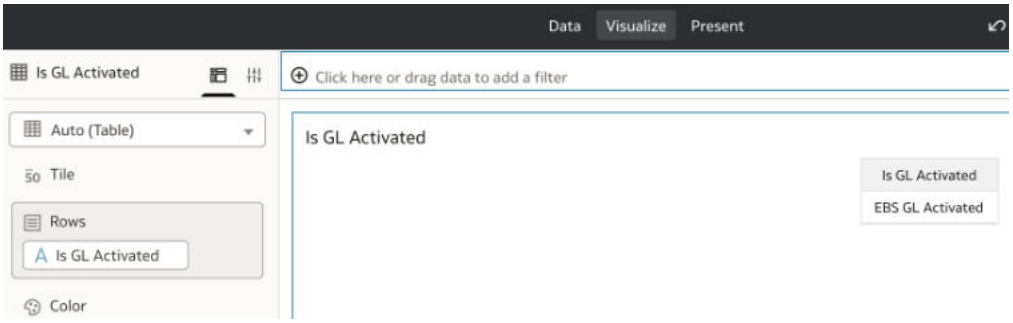

Create a Subject Area

Follow these steps to create a subject area.

1. Sign into Oracle Fusion Data Intelligence.
2. Navigate to **Semantic Model Extensions** and click **User Extensions**.
3. Click **Create Sandbox**, enter the sandbox details, and click **Done**.

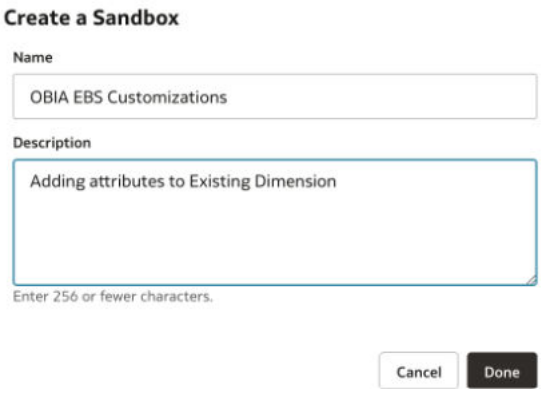

4. Select **Manage Subject Areas** in the Perform Action dialog.



5. Select the **Create a Subject Area** option.

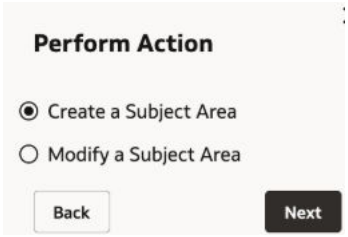

Copyright © 2026, Oracle and/or its affiliates.

6. In step 1 of the wizard, provide the name and description of the subject area you want to create.

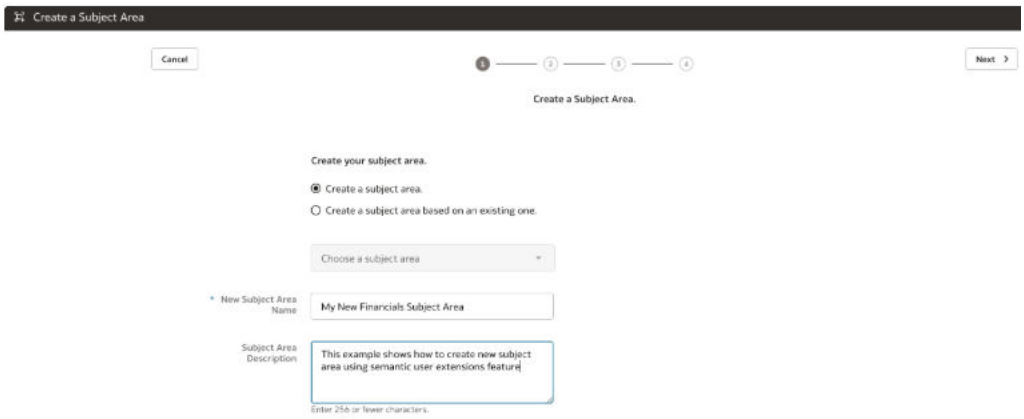

7. In step 1 of the wizard, click **Add Elements** and then click **New Custom Elements**.

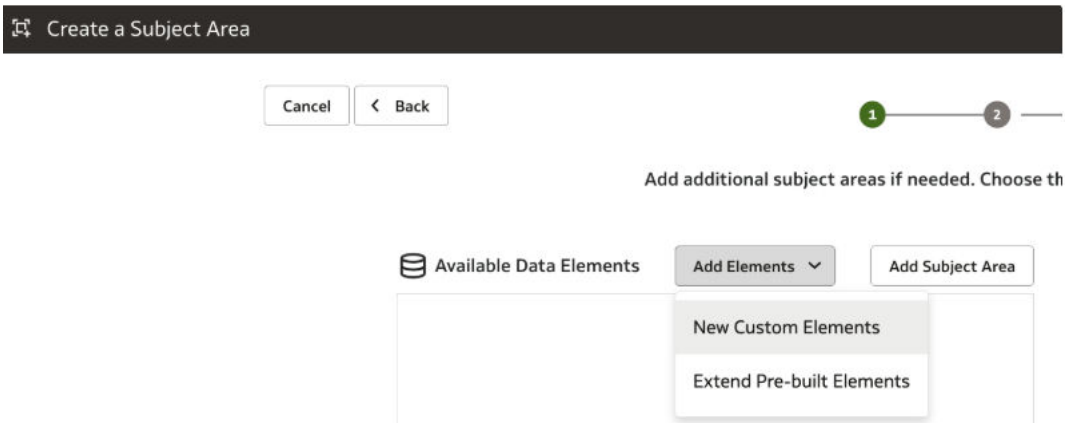

8. In the subsequent page, include the dimensions and facts you want to add. Use search button to perform search if needed. Click **Apply** and then click **Next**.

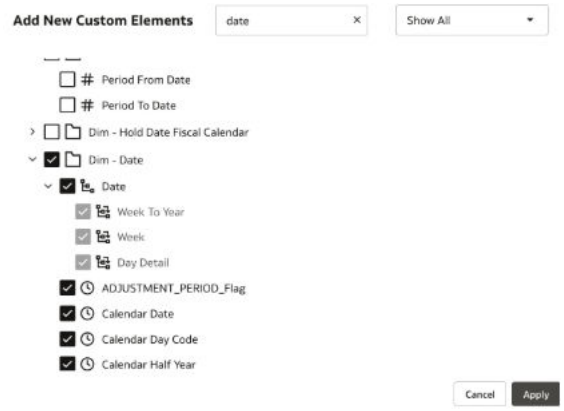

Copyright © 2026, Oracle and/or its affiliates.

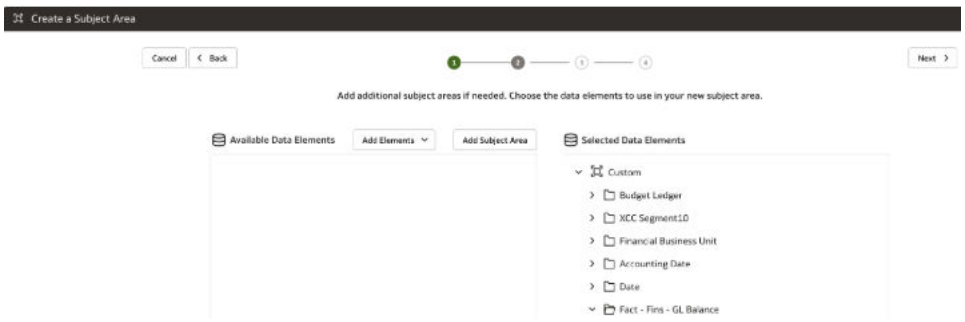

9. In the next page, reorganize the folders and rename them if needed. The following example shows some of the changes done on this screen.

> **Note**
>
> Make sure that you are aware of underlying star model and the dimensions and facts you want to add as part of subject area have valid joins existing between them.

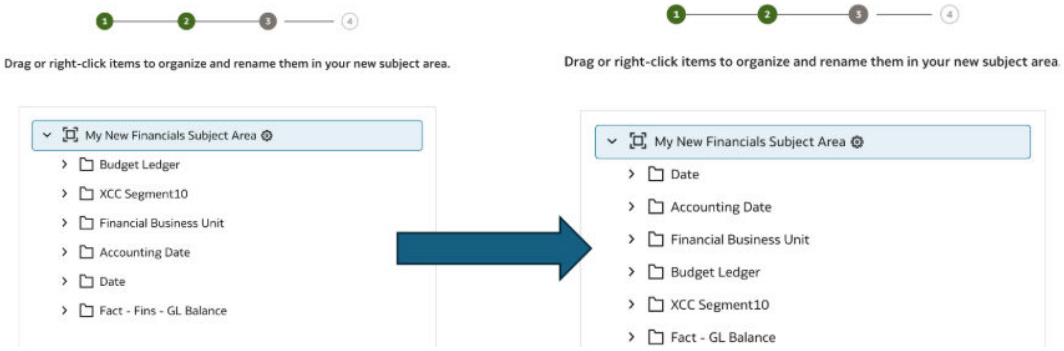

10. Click **Next** to move to the next page; review the information and click **Finish**.

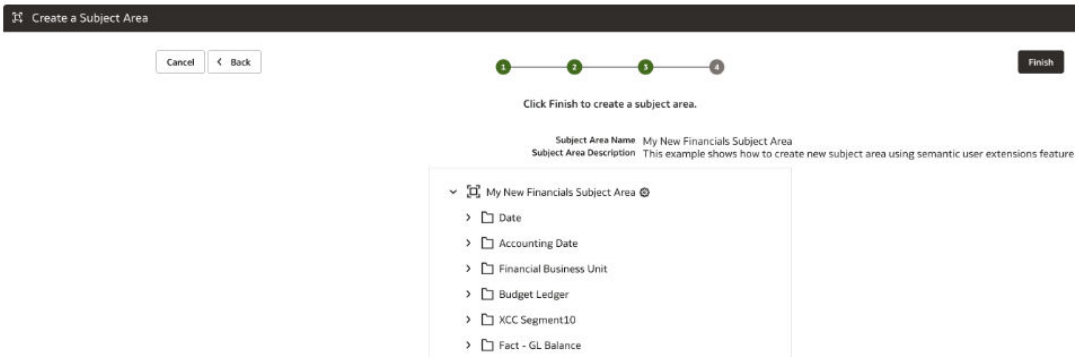

11. For the sandbox, click on the 3 dots displayed against it and click **Apply Changes**. Validate and publish the model so that sandbox changes are published.

Copyright © 2026, Oracle and/or its affiliates.

12. Navigate to Oracle Analytics Cloud to start using the newly added subject area and create visualizations. You see that the newly created subject area shows up.

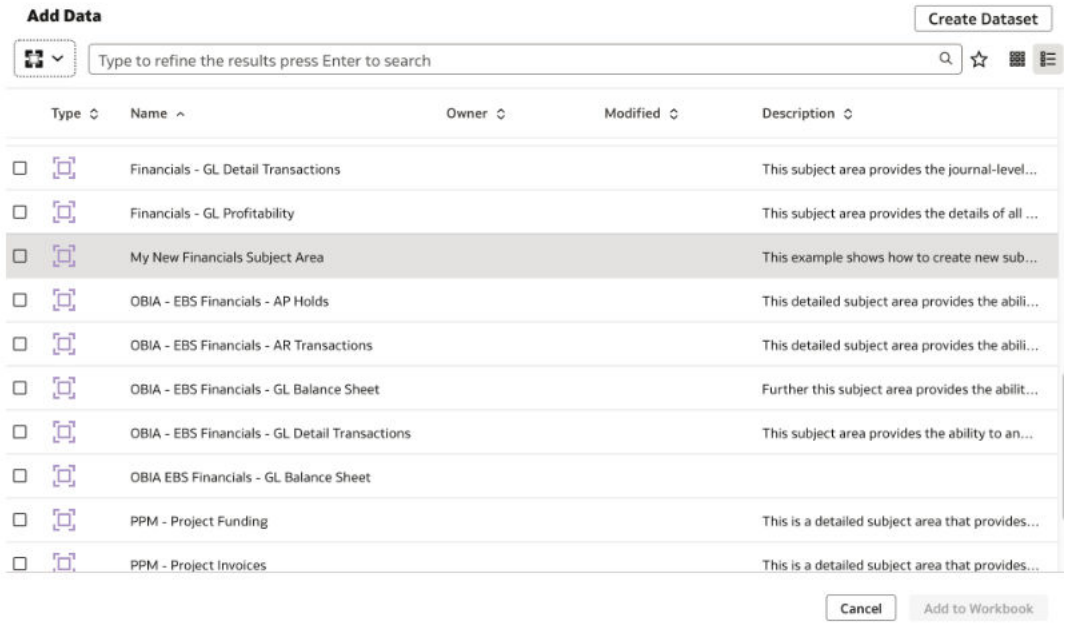

13. Create visualization by adding the attributes.

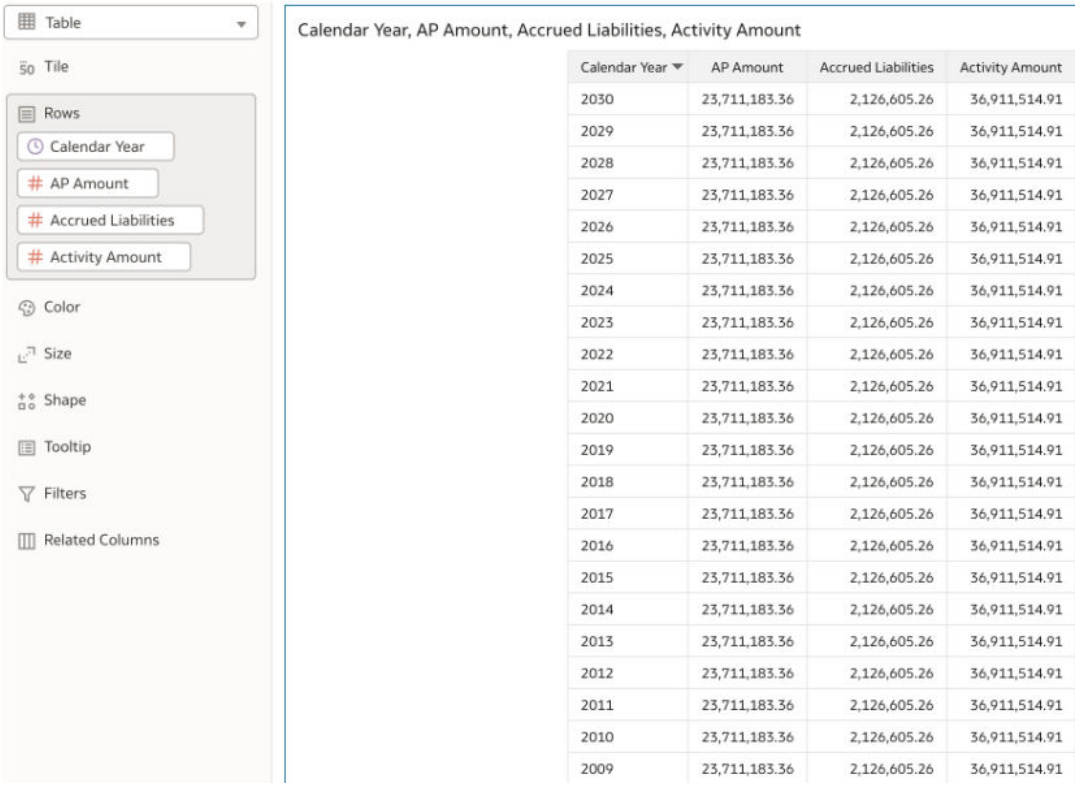

14. Add **Business Unit Name** from the **Financials Business Unit** folder. This errors out since there is no connectivity between the dimension and fact table, so make sure while creating the subject areas you know which are the right dimensions and facts to be added.

Copyright © 2026, Oracle and/or its affiliates.

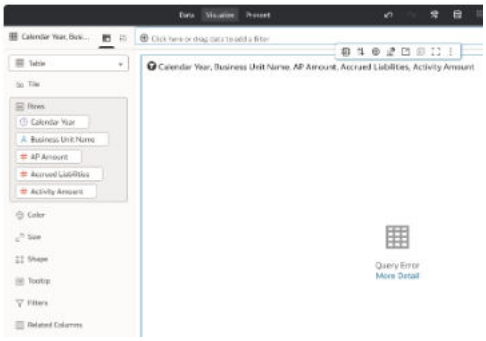

Copyright © 2026, Oracle and/or its affiliates.

5

Data Model

Oracle E-Business Suite Data Intelligence provides a library of data models to validate data.

Download this ZIP file that contains available data models that apply to the current version of Oracle E-Business Suite Data Intelligence. Once the file downloads, extract the file, open the folder, and then open the release-specific HTML file. For example, click **26R3_EBS_Analytics_Tables.html**.

Copyright © 2026, Oracle and/or its affiliates.

6

Semantic Models

Oracle E-Business Suite Data Intelligence provides a library of semantic models to validate data.

E-Business Suite Data Intelligence RPD Model

Use this RPD Model spreadsheet that contains library of RPD models that are supported in Oracle E-Business Suite Data Intelligence.

E-Business Suite Data Intelligence Semantic Model

Use this Semantic Model spreadsheet that contains library of semantic models that are supported in Oracle E-Business Suite Data Intelligence.

Copyright © 2026, Oracle and/or its affiliates.

A

List of Source Tables

Here's the list of tables and offering names associated with EBS Domains, Common, GL, AP, AR, EE, PR, SLA, FA, Proc, and Projects modules.

EBS Domains tables and associated offerings:

Datastore Name	App Code	Application Name
AP_AGING_PERIOD_LINES	SQLAP	Payables
AP_TERMS_TL	SQLAP	Payables
AR_AGING_BUCKETS	AR	Receivables
AR_AGING_BUCKET_LINES_B	AR	Receivables
AR_AGING_BUCKET_LINES_TL	AR	Receivables
AR_RECEIPT_METHODS	AR	Receivables
BOM_RESOURCES	BOM	Bills of Material
CR_RSRC_CLS_B	GMP	Process Manufacturing Process Planning
CR_RSRC_MST_TL	GMP	Process Manufacturing Process Planning
CST_COST_ELEMENTS	BOM	Bills of Material
FA_BOOK_CONTROLS	OFA	Assets
FA_LEASES	OFA	Assets
FA_LOOKUPS_VL	OFA	Assets
FA_WARRANTIES	OFA	Assets
FND_APPLICATION_TL	FND	Application Object Library
FND_CURRENCIES_TL	FND	Application Object Library
FND_FLEX_VALUES	FND	Application Object Library
FND_FLEX_VALUES_TL	FND	Application Object Library
FND_ID_FLEX_SEGMENTS	FND	Application Object Library
FND_ID_FLEX_STRUCTURES	FND	Application Object Library
FND_ID_FLEX_STRUCTURES_TL	FND	Application Object Library
FND_LOOKUP_VALUES	FND	Application Object Library
FND_TERRITORIES_TL	FND	Application Object Library
GL_BUDGETS	SQLGL	General Ledger
GL_BUDGET_VERSIONS	SQLGL	General Ledger
GL_DAILY_CONVERSION_TYPES	SQLGL	General Ledger
GL_ENCUMBRANCE_TYPES	SQLGL	General Ledger
GL_JE_SOURCES_TL	SQLGL	General Ledger
GL_LEDGERS	SQLGL	General Ledger
HZ_RELATIONSHIP_TYPES	AR	Receivables

Copyright © 2026, Oracle and/or its affiliates.

Datastore Name	App Code	Application Name
IBY_PAYMENT_METHODS_TL	IBY	Payments
MTL_CATEGORIES_TL	INV	Inventory
MTL_CATEGORY_SETS_B	INV	Inventory
MTL_CATEGORY_SETS_TL	INV	Inventory
MTL_ITEM_CATALOG_GROUPS_TL	INV	Inventory
MTL_ITEM_STATUS_VL	INV	Inventory
MTL_PARAMETERS	INV	Inventory
MTL_TRANSACTION_REASONS	INV	Inventory
MTL_TRANSACTION_TYPES_VL	INV	Inventory
MTL_TXN_SOURCE_TYPES_VL	INV	Inventory
MTL_UNITS_OF_MEASURE_TL	INV	Inventory
PAY_US_COUNTIES	PAY	Payroll
PAY_US_STATES	PAY	Payroll
PA_AGREEMENT_TYPES	PA	Projects
PA_BUDGET_TYPES	PA	Projects
PA_CLASS_CATEGORIES	PA	Projects
PA_CLASS_CODES	PA	Projects
PA_EGO_LIFECYCLES_PHASES_V	PA	Projects
PA_EVENT_TYPES	PA	Projects
PA_EXPENDITURE_CATEGORIES	PA	Projects
PA_EXPENDITURE_TYPES	PA	Projects
PA_FIN_PLAN_TYPES_TL	PA	Projects
PA_NON_LABOR_RESOURCES	PA	Projects
PA_PROJECTS_ALL	PA	Projects
PA_PROJECT_ROLE_TYPES_B	PA	Projects
PA_PROJECT_ROLE_TYPES_TL	PA	Projects
PA_PROJECT_STATUSES	PA	Projects
PA_PROJECT_TYPES_ALL	PA	Projects
PA_RESOURCE_CLASSES_B	PA	Projects
PA_RESOURCE_CLASSES_TL	PA	Projects
PA_SYSTEM_LINKAGES	PA	Projects
PA_TASK_TYPES	PA	Projects
PA_WORK_TYPES_TL	PA	Projects
PON_AUC_DOCTYPES_TL	PON	Sourcing
PON_DOCTYPE_STYLES	PON	Sourcing
PON_NEGOTIATION_STYLES_TL	PON	Sourcing
PO_DOC_STYLE_LINES_TL	PO	Purchasing
PO_HAZARD_CLASSES_TL	PO	Purchasing

Copyright © 2026, Oracle and/or its affiliates.

Datastore Name	App Code	Application Name
PO_LINE_TYPES_TL	PO	Purchasing
RA_CUST_TRX_TYPES_ALL	AR	Receivables
RA_TERMS_TL	AR	Receivables
XLA_ACCTG_METHODS_TL	XLA	Subledger Accounting
XLA_SUBLEDGERS	XLA	Subledger Accounting

Unique offering Names: Payables, Receivables, Bills of Material, Process Manufacturing Process Planning, Assets, Application Object Library, General Ledger, Payments, Inventory, Payroll, Projects, Sourcing, Purchasing, Subledger Accounting

EBS Common table list and associated offerings:

Datastore Name	App Code	Application Name
AP_EXPENSE_REPORT_PARAMS_ALL	SQLAP	Payables
AP_SUPPLIERS	SQLAP	Payables
AP_SUPPLIER_SITES_ALL	SQLAP	Payables
AP_TERMS_LINES	SQLAP	Payables
AP_TERMS_TL	SQLAP	Payables
AR_RECEIPT_METHODS	AR	Receivables
BOM_DEPARTMENTS	BOM	Bills of Material
BOM_RESOURCES	BOM	Bills of Material
CE_BANK_ACCOUNTS	CE	Cash Management
CE_CONTACT_ASSIGNMENTS	CE	Cash Management
CM_CMPT_DTL	GMF	Process Manufacturing Financials
CM_CMPT_MST_B	GMF	Process Manufacturing Financials
CM_MTHD_MST	GMF	Process Manufacturing Financials
CR_RSRC_CLS_B	GMP	Process Manufacturing Process Planning
CR_RSRC_DTL	GMP	Process Manufacturing Process Planning
CR_RSRC_MST_B	GMP	Process Manufacturing Process Planning
CST_COST_ELEMENTS	BOM	Bills of Material
FND_FLEX_VALUES	FND	Application Object Library
FND_FLEX_VALUES_TL	FND	Application Object Library
FND_FLEX_VALUE_CHILDREN_V	FND	Application Object Library
FND_FLEX_VALUE_NORM_HIERARCHY	FND	Application Object Library
FND_FLEX_VALUE_SETS	FND	Application Object Library
FND_ID_FLEX_SEGMENTS	FND	Application Object Library

Copyright © 2026, Oracle and/or its affiliates.

Datastore Name	App Code	Application Name
FND_LOOKUP_VALUES	FND	Application Object Library
FND_SEGMENT_ATTRIBUTE_VALUES	FND	Application Object Library
FND_USER	FND	Application Object Library
FV_FACTS_FEDERAL_ACCOUNTS	FV	Federal Financials
FV_FUND_PARAMETERS	FV	Federal Financials
FV_TREASURY_SYMBOLS	FV	Federal Financials
GL_BUDGETS	SQLGL	General Ledger
GL_BUDGET_VERSIONS	SQLGL	General Ledger
GL_CODE_COMBINATIONS	SQLGL	General Ledger
GL_CODE_COMBINATIONS_KFV	SQLGL	General Ledger
GL_DAILY_RATES	SQLGL	General Ledger
GL_ENCUMBRANCE_TYPES	SQLGL	General Ledger
GL_IMPORT_REFERENCES	SQLGL	General Ledger
GL_JE_BATCHES	SQLGL	General Ledger
GL_JE_HEADERS	SQLGL	General Ledger
GL_JE_LINES	SQLGL	General Ledger
GL_LEDGERS	SQLGL	General Ledger
GL_LEDGER_CONFIG_DETAILS	SQLGL	General Ledger
GL_LEGAL_ENTITIES_BSVS	SQLGL	General Ledger
GL_PERIODS	SQLGL	General Ledger
GL_PERIOD_SETS	SQLGL	General Ledger
GL_PERIOD_STATUSES	SQLGL	General Ledger
GL_PERIOD_TYPES	SQLGL	General Ledger
GL_SETS_OF_BOOKS	SQLGL	General Ledger
GL_XFR_CALENDAR_MAPPINGS	SQLGL	General Ledger
GL_XFR_CCID_MAPPINGS	SQLGL	General Ledger
GL_XFR_LEDGER_MAPPINGS	SQLGL	General Ledger
GL_XFR_PERIOD_MAPPINGS	SQLGL	General Ledger
GMD_QUALITY_CONFIG	GMD	Process Manufacturing Product Development
GMF_FISCAL_POLICIES	GMF	Process Manufacturing Financials
GMF_PERIOD_STATUSES	GMF	Process Manufacturing Financials
HR_ALL_ORGANIZATION_UNITS	AS	Sales Foundation
HR_ALL_ORGANIZATION_UNITS	PER	Human Resources

Copyright © 2026, Oracle and/or its affiliates.

Datastore Name	App Code	Application Name
HR_ALL_ORGANIZATION_UNITS_TL	PER	Human Resources
HR_ALL_POSITIONS_F	PER	Human Resources
HR_LOCATIONS_ALL	PER	Human Resources
HR_LOCATIONS_ALL_TL	PER	Human Resources
HR_ORGANIZATION_INFORMATION	PER	Human Resources
HXT_PROJECTS	HXT	Time and Labor
HXT_TASKS	HXT	Time and Labor
HZ_CODE_ASSIGNMENTS	AR	Receivables
HZ_CONTACT_POINTS	AR	Receivables
HZ_CUST_ACCOUNTS	AR	Receivables
HZ_CUST_ACCOUNT_ROLES	AR	Receivables
HZ_CUST_ACCT_SITES_ALL	AR	Receivables
HZ_CUST_SITE_USES_ALL	AR	Receivables
HZ_HIERARCHY_NODES	AR	Receivables
HZ_LOCATIONS	AR	Receivables
HZ_ORGANIZATION_PROFILES	AR	Receivables
HZ_ORG_CONTACTS	AR	Receivables
HZ_PARTIES	AR	Receivables
HZ_PARTY_SITES	AR	Receivables
HZ_PERSON_PROFILES	AR	Receivables
HZ_RELATIONSHIPS	AR	Receivables
IBY_ACCOUNT_OWNERS	IBY	Payments
IBY_EXTERNAL_PAYEES_ALL	IBY	Payments
IBY_EXT_BANK_ACCOUNTS	IBY	Payments
IBY_EXT_PARTY_PMT_MTHDS	IBY	Payments
IBY_PAYMENT_METHODS_B	IBY	Payments
IBY_PAYMENT_METHODS_TL	IBY	Payments
JTF_RS_GROUPS_B	JTF	CRM Foundation
JTF_RS_GROUPS_TL	JTF	CRM Foundation
JTF_RS_RESOURCE_EXTNS	JTF	CRM Foundation
JTF_RS_SALESREPS	JTF	CRM Foundation
MTL_CATEGORIES_B	INV	Inventory
MTL_CATEGORIES_TL	INV	Inventory
MTL_CATEGORY_SETS_B	INV	Inventory
MTL_CATEGORY_SET_VALID_CATS	INV	Inventory
MTL_CST_ACTUAL_COST_DETAILS	INV	Inventory
MTL_ITEM_CATALOG_GROUPS_B_KFV	INV	Inventory

Copyright © 2026, Oracle and/or its affiliates.

Datastore Name	App Code	Application Name
MTL_ITEM_CATEGORIES	INV	Inventory
MTL_ITEM_LOCATIONS	INV	Inventory
MTL_ITEM_LOCATIONS_KFV	INV	Inventory
MTL_MATERIAL_TRANSACTIONS	INV	Inventory
MTL_PARAMETERS	INV	Inventory
MTL_SAFETY_STOCKS	INV	Inventory
MTL_SECONDARY_INVENTORIES	INV	Inventory
MTL_SYSTEM_ITEMS_B	INV	Inventory
MTL_SYSTEM_ITEMS_TL	INV	Inventory
MTL_TRANSACTION_REASONS	INV	Inventory
MTL_TRANSACTION_TYPES_VL	INV	Inventory
MTL_UNITS_OF_MEASURE_VL	INV	Inventory
MTL_UOM_CLASS_CONVERSIONS	INV	Inventory
MTL_UOM_CONVERSIONS	INV	Inventory
ORG_ORGANIZATION_DEFINITIONS	INV	Inventory
PA_CLASS_CATEGORIES	PA	Projects
PA_CLASS_CODES	PA	Projects
PA_EVENT_TYPES	PA	Projects
PA_EXPENDITURE_CATEGORIES	PA	Projects
PA_EXPENDITURE_TYPES	PA	Projects
PA_IMPLEMENTATIONS_ALL	PA	Projects
PA_LOCATIONS	PA	Projects
PA_NON_LABOR_RESOURCES	PA	Projects
PA_OBJECT_RELATIONSHIPS	PA	Projects
PA_PROJECTS_ALL	PA	Projects
PA_PROJECT_CLASSES	PA	Projects
PA_PROJECT_CUSTOMERS	PA	Projects
PA_PROJECT_FUNDINGS	PA	Projects
PA_PROJECT_PARTIES	PA	Projects
PA_PROJECT_ROLE_TYPES_B	PA	Projects
PA_PROJECT_ROLE_TYPES_TL	PA	Projects
PA_PROJECT_STATUSES	PA	Projects
PA_PROJECT_TYPES_ALL	PA	Projects
PA_PROJ_ELEMENTS	PA	Projects
PA_PROJ_ELEMENT_VERSIONS	PA	Projects
PA_PROJ_ELEM_VER_SCHEDULE	PA	Projects

Copyright © 2026, Oracle and/or its affiliates.

Datastore Name	App Code	Application Name
PA_PROJ_ELEM_VER_STRUCTURE	PA	Projects
PA_RESOURCE_CLASSES_B	PA	Projects
PA_SYSTEM_LINKAGES	PA	Projects
PA_TASKS	PA	Projects
PA_TASK_TYPES	PA	Projects
PER_ADDRESSES	PER	Human Resources
PER_ALL_ASSIGNMENTS_F	PER	Human Resources
PER_ALL_PEOPLE_F	PER	Human Resources
PER_ASSIGNMENT_STATUS_TYPES	PER	Human Resources
PER_CONTRACTS_F	PER	Human Resources
PER_JOBS	PER	Human Resources
PER_ORGANIZATION_STRUCTURES	PER	Human Resources
PER_ORG_STRUCTURE_ELEMENTS	PER	Human Resources
PER_ORG_STRUCTURE_VERSIONS	PER	Human Resources
PER_PERIODS_OF_SERVICE	PER	Human Resources
PER_PERSON_TYPES	PER	Human Resources
PER_PHONES	PER	Human Resources
PER_WORKFORCE_CURRENT_X	PER	Human Resources
PON_DOCTYPE_STYLES	PON	Sourcing
POS_BUS_CLASS_ATTR	POS	iSupplier Portal
PO_AGENTS	PO	Purchasing
PO_APPROVED_SUPPLIER_LIST	PO	Purchasing
PO_ASL_ATTRIBUTES	PO	Purchasing
PO_ASL_STATUSES	PO	Purchasing
PO_DOCUMENT_TYPES_ALL_B	PO	Purchasing
PO_DOCUMENT_TYPES_ALL_TL	PO	Purchasing
PO_DOC_STYLE_LINES_B	PO	Purchasing
PO_LINE_TYPES_B	PO	Purchasing
PO_LINE_TYPES_TL	PO	Purchasing
PO_VENDORS	PO	Purchasing
PO_VENDORS	SQLAP	Payables
RA_CUST_TRX_TYPES_ALL	AR	Receivables
RA_TERMS_B	AR	Receivables
RA_TERMS_LINES	AR	Receivables
XLA_ACCTG_METHODS_TL	XLA	Subledger Accounting
XLA_AE_HEADERS	XLA	Subledger Accounting

Copyright © 2026, Oracle and/or its affiliates.

Datastore Name	App Code	Application Name
XLA_AE_LINES	XLA	Subledger Accounting
XLA_DISTRIBUTION_LINKS	XLA	Subledger Accounting
XLE_ENTITY_PROFILES	XLE	Legal Entity Configurator
XLE_REGISTRATIONS	XLE	Legal Entity Configurator

Unique Offering names: Cash Management, CRM Foundation, Federal Financials, Human Resources, iSupplier Portal, Legal Entity Configurator, Process Manufacturing Financials, Process Manufacturing Product Development, Sales Foundation, Time and Labor

EBS GL (General Ledger) table list and associated offerings:

Datastore Name	App Code	Application Name
FND_DUAL	FND	Application Object Library
GL_BALANCES	SQLGL	General Ledger
GL_CODE_COMBINATIONS	SQLGL	General Ledger
GL_ENCUMBRANCE_TYPES	SQLGL	General Ledger
GL_LEDGERS	SQLGL	General Ledger
GL_PERIODS	SQLGL	General Ledger

EBS AP (Accounts Payable) table list and associated offerings:

Datastore Name	App Code	Application Name
AP_AGING_PERIODS	SQLAP	Payables
AP_AGING_PERIOD_LINES	SQLAP	Payables
AP_CHECKS_ALL	SQLAP	Payables
AP_HOLDS_ALL	SQLAP	Payables
AP_HOLD_CODES	SQLAP	Payables
AP_INVOICES_ALL	SQLAP	Payables
AP_INVOICE_DISTRIBUTIONS_ALL	SQLAP	Payables
AP_INVOICE_PAYMENTS_ALL	SQLAP	Payables
AP_PAYMENT_HISTORY_ALL	SQLAP	Payables
AP_PAYMENT_HIST_DISTS	SQLAP	Payables
AP_PAYMENT_SCHEDULES_ALL	SQLAP	Payables
AP_PREPAY_APP_DISTS	SQLAP	Payables
AP_SYSTEM_PARAMETERS_ALL	SQLAP	Payables
CE_BANK_ACCT_USES_ALL	CE	Cash Management
FND_DUAL	FND	Application Object Library
GL_LEDGERS	SQLGL	General Ledger
PO_DISTRIBUTIONS_ALL	PO	Purchasing
PO_HEADERS_ALL	PO	Purchasing

Copyright © 2026, Oracle and/or its affiliates.

Datastore Name	App Code	Application Name
PO_LINES_ALL	PO	Purchasing
XLA_AE_HEADERS	XLA	Subledger Accounting
XLA_AE_LINES	XLA	Subledger Accounting

EBS AR (Accounts Receivable) table list and associated offerings:

Datastore Name	App Code	Application Name
AR_ADJUSTMENTS_ALL	AR	Receivables
AR_AGING_BUCKETS	AR	Receivables
AR_AGING_BUCKET_LINES_B	AR	Receivables
AR_CASH_RECEIPTS_ALL	AR	Receivables
AR_CASH_RECEIPT_HISTORY_ALL	AR	Receivables
AR_COLLECTORS	AR	Receivables
AR_DISTRIBUTIONS_ALL	AR	Receivables
AR_PAYMENT_SCHEDULES_ALL	AR	Receivables
AR_RECEIVABLE_APPLICATIONS_ALL	AR	Receivables
CE_BANK_ACCT_USES_ALL	CE	Cash Management
GL_LEDGERS	SQLGL	General Ledger
HZ_CUSTOMER_PROFILES	AR	Receivables
HZ_CUST_ACCOUNTS	AR	Receivables
HZ_CUST_PROFILE_AMTS	AR	Receivables
HZ_CUST_SITE_USES_ALL	AR	Receivables
HZ_PARTIES	AR	Receivables
JTF_RS_SALESREPS	JTF	CRM Foundation
PA_AGREEMENTS_ALL	PA	Projects
RA_CUSTOMER_TRX_ALL	AR	Receivables
RA_CUST_TRX_LINE_GL_DIST_ALL	AR	Receivables
RA_CUST_TRX_TYPES_ALL	AR	Receivables
XLA_EVENTS	XLA	Subledger Accounting
XLA_TRANSACTION_ENTITIES	XLA	Subledger Accounting

EBS EE (Employee Expenses) table list and associated offerings:

Datastore Name	App Code	Application Name
AP_CARDS_ALL	SQLAP	Payables
AP_CREDIT_CARD_TRXNS_ALL	SQLAP	Payables
AP_EXPENSE_REPORT_HEADERS_ALL	SQLAP	Payables

Copyright © 2026, Oracle and/or its affiliates.

Datastore Name	App Code	Application Name
AP_EXPENSE_REPORT_LINES_ALL	SQLAP	Payables
AP_EXP_REPORT_DISTS_ALL	SQLAP	Payables
AP_INVOICES_ALL	SQLAP	Payables
AP_NOTES	SQLAP	Payables
AP_POL_VIOLATIONS_ALL	SQLAP	Payables
FND_ID_FLEX_SEGMENTS	FND	Application Object Library
FND_SEGMENT_ATTRIBUTE_VALUES	FND	Application Object Library
FND_USER	FND	Application Object Library
GL_LEDGERS	SQLGL	General Ledger
HR_ORGANIZATION_INFORMATION	PER	Human Resources

EBS PR (Profitability) table list and associated offerings:

Datastore Name	App Code	Application Name
AR_ADJUSTMENTS_ALL	AR	Receivables
AR_DISTRIBUTIONS_ALL	AR	Receivables
GL_LEDGERS	SQLGL	General Ledger
GL_SETS_OF_BOOKS	SQLGL	General Ledger
HR_ORGANIZATION_INFORMATION	PER	Human Resources
HZ_CUST_SITE_USES_ALL	AR	Receivables
JTF_RS_SALESREPS	JTF	CRM Foundation
MTL_MATERIAL_TRANSACTIONS	INV	Inventory
MTL_PARAMETERS	INV	Inventory
MTL_TRANSACTION_ACCOUNTS	INV	Inventory
OE_ORDER_HEADERS_ALL	ONT	Order Management
OE_ORDER_LINES_ALL	ONT	Order Management
ORG_ACCT_PERIODS	INV	Inventory
ORG_ORGANIZATION_DEFINITIONS	INV	Inventory
RA_CUSTOMER_TRX_ALL	AR	Receivables
RA_CUSTOMER_TRX_LINES_ALL	AR	Receivables
RA_CUST_TRX_LINE_GL_DIST_ALL	AR	Receivables
RA_TERRITORIES	AR	Receivables

Unique Offering Name: Order Management

EBS SLA (Subledger Accounting) table list and associated offerings:

Copyright © 2026, Oracle and/or its affiliates.

Datastore Name	App Code	Application Name
AP_INVOICES_ALL	SQLAP	Payables
FND_APPLICATION	FND	Application Object Library
GL_CODE_COMBINATIONS	SQLGL	General Ledger
GL_IMPORT_REFERENCES	SQLGL	General Ledger
GL_JE_HEADERS	SQLGL	General Ledger
GL_LEDGERS	SQLGL	General Ledger
GL_PERIODS	SQLGL	General Ledger
RA_CUSTOMER_TRX_ALL	AR	Receivables
XLA_AC_BALANCES	XLA	Subledger Accounting
XLA_AE_HEADERS	XLA	Subledger Accounting
XLA_AE_LINES	XLA	Subledger Accounting
XLA_AE_LINE_ACS	XLA	Subledger Accounting
XLA_CONTROL_BALANCES	XLA	Subledger Accounting
XLA_DISTRIBUTION_LINKS	XLA	Subledger Accounting
XLA_SUBLEDGERS	XLA	Subledger Accounting
XLA_TRANSACTION_ENTITIES	XLA	Subledger Accounting

EBS FA (Fixed Assets) table list and associated offerings:

Datastore Name	App Code	Application Name
FA_ADDITIONS_B	OFA	Assets
FA_ADDITIONS_TL	OFA	Assets
FA_ADD_WARRANTIES	OFA	Assets
FA_ADJUSTMENTS	OFA	Assets
FA_AMORT_SCHEDULES	OFA	Assets
FA_ASSET_HISTORY	OFA	Assets
FA_BOOKS	OFA	Assets
FA_BOOK_CONTROLS	OFA	Assets
FA_CATEGORIES_B	OFA	Assets
FA_CATEGORIES_TL	OFA	Assets
FA_DEPRN_DETAIL	OFA	Assets
FA_DEPRN_PERIODS	OFA	Assets
FA_DISTRIBUTION_HISTORY	OFA	Assets
FA_LEASES	OFA	Assets
FA_LEASE_PAYMENTS	OFA	Assets
FA_LEASE_PAYMENT_ITEMS	OFA	Assets
FA_LEASE_SCHEDULES	OFA	Assets
FA_LOCATIONS	OFA	Assets
FA_RETIREMENTS	OFA	Assets
FA_TRANSACTION_HEADERS	OFA	Assets
FA_WARRANTIES	OFA	Assets

Copyright © 2026, Oracle and/or its affiliates.

Datastore Name	App Code	Application Name
GL_SETS_OF_BOOKS	SQLGL	General Ledger

EBS Projects (Projects) table list and associated offerings:

Datastore Name	App Code	Application Name
AP_INVOICES_ALL	SQLAP	Payables
AP_INVOICE_DISTRIBUTIONS_ALL	SQLAP	Payables
BOM_RESOURCES	BOM	Bills of Material
FA_ASSET_HISTORY	OFA	Assets
FND_LOOKUP_VALUES	FND	Application Object Library
GL_LEDGERS	SQLGL	General Ledger
HR_ORGANIZATION_INFORMATION	PER	Human Resources
JTF_CALENDARS_B	JTF	CRM Foundation
JTF_CAL_EXCEPTIONS_B	JTF	CRM Foundation
JTF_CAL_EXCEPTION_ASSIGN	JTF	CRM Foundation
JTF_CAL_RESOURCE_ASSIGN	JTF	CRM Foundation
JTF_CAL_SHIFT_ASSIGN	JTF	CRM Foundation
JTF_CAL_SHIFT_CONSTRUCTS	JTF	CRM Foundation
MTL_UNITS_OF_MEASURE_TL	INV	Inventory
PAY_PEOPLE_GROUPS	PAY	Payroll
PA_AGREEMENTS_ALL	PA	Projects
PA_BUDGET_ENTRY_METHODS	PA	Projects
PA_BUDGET_LINES	PA	Projects
PA_BUDGET_TYPES	PA	Projects
PA_BUDGET_VERSIONS	PA	Projects
PA_CAPITAL_EVENTS	PA	Projects
PA_CC_DIST_LINES_ALL	PA	Projects
PA_COMMITMENT_TXNS	PA	Projects
PA_COMPETENCE_PROFILES	PA	Projects
PA_COST_DISTRIBUTION_LINES_ALL	PA	Projects
PA_CUST_EVENT_RDL_ALL	PA	Projects
PA_CUST_REV_DIST_LINES_ALL	PA	Projects
PA_DRAFT_INVOICES_ALL	PA	Projects
PA_DRAFT_INVOICE_ITEMS	PA	Projects
PA_DRAFT_REVENUES_ALL	PA	Projects
PA_EVENTS	PA	Projects
PA_EVENT_TYPES	PA	Projects
PA_EXPENDITURES_ALL	PA	Projects

Copyright © 2026, Oracle and/or its affiliates.

Datastore Name	App Code	Application Name
PA_EXPENDITURE_ITEMS_ALL	PA	Projects
PA_EXPENDITURE_TYPES	PA	Projects
PA_FIN_PLAN_TYPES_B	PA	Projects
PA_FIN_PLAN_TYPES_TL	PA	Projects
PA_FORECAST_ITEMS	PA	Projects
PA_IMPLEMENTATIONS_ALL	PA	Projects
PA_LOCATIONS	PA	Projects
PA_NON_LABOR_RESOURCES	PA	Projects
PA_PERCENT_COMPLETES	PA	Projects
PA_PROJECTS_ALL	PA	Projects
PA_PROJECT_ASSETS_ALL	PA	Projects
PA_PROJECT_ASSET_LINES_ALL	PA	Projects
PA_PROJECT_ASSET_LINE_DETAILS	PA	Projects
PA_PROJECT_ASSIGNMENTS	PA	Projects
PA_PROJECT_CUSTOMERS	PA	Projects
PA_PROJECT_FUNDINGS	PA	Projects
PA_PROJECT_STATUSES	PA	Projects
PA_PROJECT_TYPES_ALL	PA	Projects
PA_PROJ_FP_OPTIONS	PA	Projects
PA_RESOURCES	PA	Projects
PA_RESOURCES_DENORM	PA	Projects
PA_RESOURCE_ASSIGNMENTS	PA	Projects
PA_SCHEDULES	PA	Projects
PA_SUMMARY_PROJECT_FUNDINGS	PA	Projects
PA_SUMMARY_PROJECT_RETN	PA	Projects
PA_TASKS	PA	Projects
PA_UTIL_CATEGORIES_TL	PA	Projects
PA_WORK_TYPES_B	PA	Projects
PER_ALL_ASSIGNMENTS_F	PER	Human Resources
PER_ASSIGNMENT_STATUS_TYPES	PER	Human Resources
PER_COMPETENCES	PER	Human Resources
PER_COMPETENCES_TL	PER	Human Resources
PER_COMPETENCE_DEFINITIONS	PER	Human Resources
PER_COMPETENCE_ELEMENTS	PER	Human Resources
PER_JOBS	PER	Human Resources
PER_JOBS_TL	PER	Human Resources
PER_JOB_DEFINITIONS	PER	Human Resources

Copyright © 2026, Oracle and/or its affiliates.

Datastore Name	App Code	Application Name
PER_PAY_BASES	PER	Human Resources
PER_PERIODS_OF_PLACEMENT	PER	Human Resources
PER_RATING_LEVELS	PER	Human Resources
PER_RATING_LEVELS_TL	PER	Human Resources
PER_RATING_SCALES	PER	Human Resources
PER_RATING_SCALES_TL	PER	Human Resources
PO_LINES_ALL	PO	Purchasing
PO_LINE_TYPES_B	PO	Purchasing

EBS PROC (Procurement) table list and associated offerings:

Datastore Name	App Code	Application Name
AP_HOLDS_ALL	SQLAP	Payables
AP_INVOICES_ALL	SQLAP	Payables
AP_INVOICE_DISTRIBUTIONS_ALL	SQLAP	Payables
AP_INVOICE_LINES_ALL	SQLAP	Payables
AP_SUPPLIER_SITES_ALL	SQLAP	Payables
FINANCIALS_SYSTEM_PARAMS_ALL	SQLAP	Payables
GL_LEDGERS	SQLGL	General Ledger
GL_SETS_OF_BOOKS	SQLGL	General Ledger
HR_ORGANIZATION_INFORMATION	PER	Human Resources
HZ_PARTIES	AR	Receivables
MTL_MATERIAL_TRANSACTIONS	INV	Inventory
MTL_PARAMETERS	INV	Inventory
MTL_SYSTEM_ITEMS_B	INV	Inventory
MTL_TRANSACTION_ACCOUNTS	INV	Inventory
MTL_TRANSACTION_FLOW_HEADERS	INV	Inventory
MTL_TRANSACTION_REASONS	INV	Inventory
MTL_TRANSACTION_TYPES_VL	INV	Inventory
MTL_UNITS_OF_MEASURE_TL	INV	Inventory
MTL_UNITS_OF_MEASURE_VL	INV	Inventory
ORG_ORGANIZATION_DEFINITIONS	INV	Inventory
PON_ACCEPTANCES	PON	Sourcing
PON_AUCTION_HEADERS_ALL_V	PON	Sourcing
PON_AUCTION_ITEM_PRICES_ALL	PON	Sourcing

Copyright © 2026, Oracle and/or its affiliates.

Datastore Name	App Code	Application Name
PON_BIDDING_PARTIES	PON	Sourcing
PON_BID_HEADERS	PON	Sourcing
PON_BID_ITEM_PRICES	PON	Sourcing
POS_SUPPLIER_REGISTRATIONS	POS	iSupplier Portal
PO_ACTION_HISTORY	PO	Purchasing
PO_DISTRIBUTIONS_ALL	PO	Purchasing
PO_DOC_STYLE_HEADERS	PO	Purchasing
PO_GA_ORG_ASSIGNMENTS	PO	Purchasing
PO_HEADERS_ALL	PO	Purchasing
PO_LINES_ALL	PO	Purchasing
PO_LINE_LOCATIONS_ALL	PO	Purchasing
PO_RELEASES_ALL	PO	Purchasing
PO_REQUISITION_HEADERS_ALL	PO	Purchasing
PO_REQUISITION_LINES_ALL	PO	Purchasing
PO_REQ_DISTRIBUTIONS_ALL	PO	Purchasing
PO_VENDORS	PO	Purchasing
PO_VENDORS	SQLAP	Payables
RCV_SHIPMENT_HEADERS	PO	Purchasing
RCV_SHIPMENT_LINES	PO	Purchasing
RCV_TRANSACTIONS	PO	Purchasing
WIP_TRANSACTIONS	WIP	Work in Process
WIP_TRANSACTION_ACCOUNTS	WIP	Work in Process

Unique Offering Name: Work in Process

Copyright © 2026, Oracle and/or its affiliates.

B

List Of Target Data Stores

The following table lists the target data stores that are published to the data warehouse as part of Oracle E-Business Suite Data Intelligence.

These data stores span multiple Oracle E-Business Suite functional offerings, including Domains, Common, General Ledger (GL), Accounts Payable (AP), Accounts Receivable (AR), Fixed Assets (EBS_FA), Employee Expenses (EBS_EE), Profitability (EBS_PR), Procurement (EBS_PROC), Subledger Accounting (EBS_SLA), and Projects (EBS_PROJECTS).

Sl.No	Module Name	Dimension/Fact Name
1	EBS_DOMAINS	DW_EB_X_EBS_DOMAINS_W_DOMAIN_MEMBER_G
2	EBS_DOMAINS	DW_EB_X_EBS_DOMAINS_W_DOMAIN_MEMBER_G_TL
3	EBS_DOMAINS	DW_EB_X_EBS_DOMAINS_W_DOMAIN_MEMBER_LKP_TL
4	EBS_DOMAINS	DW_EB_X_EBS_DOMAINS_W_DOMAIN_MEMBER_MAP_G
5	EBS_DOMAINS	DW_EB_X_EBS_DOMAINS_W_DOMAIN_MEMBER_MAP_NUM_G
6	EBS_DOMAINS	DW_EB_X_EBS_DOMAINS_W_LANGUAGES_G
7	EBS_COMMON	DW_EB_X_EBS_COMMON_W_ACCGEOSTATE_D
8	EBS_COMMON	DW_EB_X_EBS_COMMON_W_AP_TERMS_D
9	EBS_COMMON	DW_EB_X_EBS_COMMON_W_BALANCING_SEGMENT_D
10	EBS_COMMON	DW_EB_X_EBS_COMMON_W_BALANCING_SEGMENT_DH
11	EBS_COMMON	DW_EB_X_EBS_COMMON_W_BANK_D
12	EBS_COMMON	DW_EB_X_EBS_COMMON_W_BIEE_CURR_CODE_LKP
13	EBS_COMMON	DW_EB_X_EBS_COMMON_W_BUDGET_D
14	EBS_COMMON	DW_EB_X_EBS_COMMON_W_BUSN_LOCATION_D
15	EBS_COMMON	DW_EB_X_EBS_COMMON_W_BUSN_LOCATION_D_TL
16	EBS_COMMON	DW_EB_X_EBS_COMMON_W_CHNL_TYPE_D
17	EBS_COMMON	DW_EB_X_EBS_COMMON_W_CONTRACT_LINE_D
18	EBS_COMMON	DW_EB_X_EBS_COMMON_W_CONTRACT_LINE_D_TL
19	EBS_COMMON	DW_EB_X_EBS_COMMON_W_COST_CENTER_D
20	EBS_COMMON	DW_EB_X_EBS_COMMON_W_COST_CENTER_DH
21	EBS_COMMON	DW_EB_X_EBS_COMMON_W_CTRY_REGN_D

Copyright © 2026, Oracle and/or its affiliates.

Sl.No	Module Name	Dimension/Fact Name
22	EBS_COMMON	DW_EB_X_EBS_COMMON_W_CUSTOMER_ACCOUNT_D
23	EBS_COMMON	DW_EB_X_EBS_COMMON_W_CUSTOMER_LOC_D
24	EBS_COMMON	DW_EB_X_EBS_COMMON_W_DATE_RANGE_G
25	EBS_COMMON	DW_EB_X_EBS_COMMON_W_DAY_D
26	EBS_COMMON	DW_EB_X_EBS_COMMON_W_DUAL_G
27	EBS_COMMON	DW_EB_X_EBS_COMMON_W_EMPLOYEE_ADDL_D
28	EBS_COMMON	DW_EB_X_EBS_COMMON_W_EMPLOYEE_D
29	EBS_COMMON	DW_EB_X_EBS_COMMON_W_ENT_PERIOD_D
30	EBS_COMMON	DW_EB_X_EBS_COMMON_W_ENT_QTR_D
31	EBS_COMMON	DW_EB_X_EBS_COMMON_W_ENT_WEEK_D
32	EBS_COMMON	DW_EB_X_EBS_COMMON_W_ENT_YEAR_D
33	EBS_COMMON	DW_EB_X_EBS_COMMON_W_EXCH_RATE_G
34	EBS_COMMON	DW_EB_X_EBS_COMMON_W_FINANCIAL_RESOURCE_D
35	EBS_COMMON	DW_EB_X_EBS_COMMON_W_GEO_COUNTRY_D
36	EBS_COMMON	DW_EB_X_EBS_COMMON_W_GEO_D
37	EBS_COMMON	DW_EB_X_EBS_COMMON_W_GL_ACCOUNT_D
38	EBS_COMMON	DW_EB_X_EBS_COMMON_W_GL_ACCOUNT_MAP_G
39	EBS_COMMON	DW_EB_X_EBS_COMMON_W_GL_DATASET_SEC_D
40	EBS_COMMON	DW_EB_X_EBS_COMMON_W_GL_GROUP_ACCOUNT_D
41	EBS_COMMON	DW_EB_X_EBS_COMMON_W_GL_LINKAGE_INFORMATION_G
42	EBS_COMMON	DW_EB_X_EBS_COMMON_W_GL_OTHER_F
43	EBS_COMMON	DW_EB_X_EBS_COMMON_W_GL_OTHER_GRPACCOUNT_A_TMP
44	EBS_COMMON	DW_EB_X_EBS_COMMON_W_GL_OTHER_GRPACCT_DAY_A
45	EBS_COMMON	DW_EB_X_EBS_COMMON_W_GL_OTHER_GRPACCT_FSCLPRD_A
46	EBS_COMMON	DW_EB_X_EBS_COMMON_W_GL_SEGMENT_D
47	EBS_COMMON	DW_EB_X_EBS_COMMON_W_GL_SEGMENT_D_TL
48	EBS_COMMON	DW_EB_X_EBS_COMMON_W_GL_SEGMENT_DH
49	EBS_COMMON	DW_EB_X_EBS_COMMON_W_GL_SEGMENT_LOV_ID_G
50	EBS_COMMON	DW_EB_X_EBS_COMMON_W_GLOBAL_CURR_G
51	EBS_COMMON	DW_EB_X_EBS_COMMON_W_GLOBAL_EXCH_RATE_G
52	EBS_COMMON	DW_EB_X_EBS_COMMON_W_INDUSTRY_D_TL

Copyright © 2026, Oracle and/or its affiliates.

Sl.No	Module Name	Dimension/Fact Name
53	EBS_COMMON	DW_EB_X_EBS_COMMON_W_INDUSTRY_DH
54	EBS_COMMON	DW_EB_X_EBS_COMMON_W_INT_ORG_D
55	EBS_COMMON	DW_EB_X_EBS_COMMON_W_INT_ORG_D_TL
56	EBS_COMMON	DW_EB_X_EBS_COMMON_W_INT_ORG_DH
57	EBS_COMMON	DW_EB_X_EBS_COMMON_W_INVENTORY_PRODUCT_D
58	EBS_COMMON	DW_EB_X_EBS_COMMON_W_INVENTORY_PRODUCT_D_TL
59	EBS_COMMON	DW_EB_X_EBS_COMMON_W_ITEM_COST_G
60	EBS_COMMON	DW_EB_X_EBS_COMMON_W_LEDGER_D
61	EBS_COMMON	DW_EB_X_EBS_COMMON_W_LEDGER_MAP_G
62	EBS_COMMON	DW_EB_X_EBS_COMMON_W_MCAL_CAL_D
63	EBS_COMMON	DW_EB_X_EBS_COMMON_W_MCAL_CONFIG_G
64	EBS_COMMON	DW_EB_X_EBS_COMMON_W_MCAL_CONTEXT_G
65	EBS_COMMON	DW_EB_X_EBS_COMMON_W_MCAL_DAY_D
66	EBS_COMMON	DW_EB_X_EBS_COMMON_W_MCAL_PERIOD_D
67	EBS_COMMON	DW_EB_X_EBS_COMMON_W_MCAL_PERIOD_MAP_G
68	EBS_COMMON	DW_EB_X_EBS_COMMON_W_MCAL_QTR_D
69	EBS_COMMON	DW_EB_X_EBS_COMMON_W_MCAL_WEEK_D
70	EBS_COMMON	DW_EB_X_EBS_COMMON_W_MCAL_YEAR_D
71	EBS_COMMON	DW_EB_X_EBS_COMMON_W_MFG_RESOURCE_D
72	EBS_COMMON	DW_EB_X_EBS_COMMON_W_MONTH_D
73	EBS_COMMON	DW_EB_X_EBS_COMMON_W_NATURAL_ACCOUNT_D
74	EBS_COMMON	DW_EB_X_EBS_COMMON_W_NATURAL_ACCOUNT_DH
75	EBS_COMMON	DW_EB_X_EBS_COMMON_W_PARTY_D
76	EBS_COMMON	DW_EB_X_EBS_COMMON_W_PARTY_ORG_ADDL_ATTR_D
77	EBS_COMMON	DW_EB_X_EBS_COMMON_W_PARTY_ORG_ADDL_D
78	EBS_COMMON	DW_EB_X_EBS_COMMON_W_PARTY_ORG_D
79	EBS_COMMON	DW_EB_X_EBS_COMMON_W_PARTY_ORG_DH
80	EBS_COMMON	DW_EB_X_EBS_COMMON_W_PARTY_PER_ADDL_D
81	EBS_COMMON	DW_EB_X_EBS_COMMON_W_PARTY_PER_D
82	EBS_COMMON	DW_EB_X_EBS_COMMON_W_PAYMENT_METHOD_D
83	EBS_COMMON	DW_EB_X_EBS_COMMON_W_PAYMENT_TERMS_D
84	EBS_COMMON	DW_EB_X_EBS_COMMON_W_POSITION_D

Copyright © 2026, Oracle and/or its affiliates.

Sl.No	Module Name	Dimension/Fact Name
85	EBS_COMMON	DW_EB_X_EBS_COMMON_W_POSITION_DH
86	EBS_COMMON	DW_EB_X_EBS_COMMON_W_POSTED_SLENTRY_G
87	EBS_COMMON	DW_EB_X_EBS_COMMON_W_PROD_CAT_DH
88	EBS_COMMON	DW_EB_X_EBS_COMMON_W_PROD_LN_D
89	EBS_COMMON	DW_EB_X_EBS_COMMON_W_PRODUCT_ADDL_ATTR_D
90	EBS_COMMON	DW_EB_X_EBS_COMMON_W_PRODUCT_CATALOG_D
91	EBS_COMMON	DW_EB_X_EBS_COMMON_W_PRODUCT_D
92	EBS_COMMON	DW_EB_X_EBS_COMMON_W_PRODUCT_D_TL
93	EBS_COMMON	DW_EB_X_EBS_COMMON_W_PRODUCT_DH
94	EBS_COMMON	DW_EB_X_EBS_COMMON_W_PRODUCT_GROUP_ADDL_D
95	EBS_COMMON	DW_EB_X_EBS_COMMON_W_PRODUCT_TYPE_D
96	EBS_COMMON	DW_EB_X_EBS_COMMON_W_PROFIT_CENTER_D
97	EBS_COMMON	DW_EB_X_EBS_COMMON_W_PROJ_CLASSIFICATION_D
98	EBS_COMMON	DW_EB_X_EBS_COMMON_W_PROJECT_D
99	EBS_COMMON	DW_EB_X_EBS_COMMON_W_PROJECT_D_TL
100	EBS_COMMON	DW_EB_X_EBS_COMMON_W_PROJECT_DH
101	EBS_COMMON	DW_EB_X_EBS_COMMON_W_PROJECT_ROLE_D
102	EBS_COMMON	DW_EB_X_EBS_COMMON_W_QTR_D
103	EBS_COMMON	DW_EB_X_EBS_COMMON_W_REASON_D
104	EBS_COMMON	DW_EB_X_EBS_COMMON_W_SALES_PRODUCT_D
105	EBS_COMMON	DW_EB_X_EBS_COMMON_W_STATUS_D
106	EBS_COMMON	DW_EB_X_EBS_COMMON_W_SUPPLIER_ACCOUNT_D
107	EBS_COMMON	DW_EB_X_EBS_COMMON_W_SUPPLIER_PRODUCT_D
108	EBS_COMMON	DW_EB_X_EBS_COMMON_W_TASK_D
109	EBS_COMMON	DW_EB_X_EBS_COMMON_W_TASK_DH
110	EBS_COMMON	DW_EB_X_EBS_COMMON_W_TREASURY_SYMBOL_D
111	EBS_COMMON	DW_EB_X_EBS_COMMON_W_UNSPSC_FILE_DATA_G
112	EBS_COMMON	DW_EB_X_EBS_COMMON_W_UOM_CONVERSION_G
113	EBS_COMMON	DW_EB_X_EBS_COMMON_W_USER_D
114	EBS_COMMON	DW_EB_X_EBS_COMMON_W_WEEK_D
115	EBS_COMMON	DW_EB_X_EBS_COMMON_W_XACT_SOURCE_D
116	EBS_COMMON	DW_EB_X_EBS_COMMON_W_XACT_TYPE_D

Copyright © 2026, Oracle and/or its affiliates.

Sl.No	Module Name	Dimension/Fact Name
117	EBS_COMMON	DW_EB_X_EBS_COMMON_W_YEAR_D
118	EBS_GL	DW_EB_X_EBS_GL_W_ACCT_BUDGET_F
119	EBS_GL	DW_EB_X_EBS_GL_W_GL_BALANCE_A
120	EBS_GL	DW_EB_X_EBS_GL_W_GL_BALANCE_F
121	EBS_AP	DW_EB_X_EBS_AP_W_AP_AGING_BUCKETS_D
122	EBS_AP	DW_EB_X_EBS_AP_W_AP_AGING_INVOICE_A
123	EBS_AP	DW_EB_X_EBS_AP_W_AP_AGING_INVOICE_ENT_A
124	EBS_AP	DW_EB_X_EBS_AP_W_AP_AGING_SUPPLIER_A
125	EBS_AP	DW_EB_X_EBS_AP_W_AP_AGING_SUPPLIER_ENT_A
126	EBS_AP	DW_EB_X_EBS_AP_W_AP_AGN_INV_BKP_A
127	EBS_AP	DW_EB_X_EBS_AP_W_AP_AGN_INV_ENT_BKP_A
128	EBS_AP	DW_EB_X_EBS_AP_W_AP_BALANCE_ENT_F
129	EBS_AP	DW_EB_X_EBS_AP_W_AP_BALANCE_F
130	EBS_AP	DW_EB_X_EBS_AP_W_AP_HOLD_RELEASE_REASON_D
131	EBS_AP	DW_EB_X_EBS_AP_W_AP_HOLDS_F
132	EBS_AP	DW_EB_X_EBS_AP_W_AP_XACT_F
133	EBS_AP	DW_EB_X_EBS_AP_W_AP_XACT_GRPACCT_DAY_A
134	EBS_AP	DW_EB_X_EBS_AP_W_AP_XACT_GRPACCT_FSCLPRD_A
135	EBS_AR	DW_EB_X_EBS_AR_W_AR_AGING_BUCKETS_D
136	EBS_AR	DW_EB_X_EBS_AR_W_AR_AGING_CUSTOMER_A
137	EBS_AR	DW_EB_X_EBS_AR_W_AR_AGING_CUSTOMER_ENT_A
138	EBS_AR	DW_EB_X_EBS_AR_W_AR_AGING_INVOICE_A
139	EBS_AR	DW_EB_X_EBS_AR_W_AR_AGING_INVOICE_ENT_A
140	EBS_AR	DW_EB_X_EBS_AR_W_AR_AGN_INV_BKP_A
141	EBS_AR	DW_EB_X_EBS_AR_W_AR_AGN_INV_ENT_BKP_A
142	EBS_AR	DW_EB_X_EBS_AR_W_AR_BALANCE_ENT_F
143	EBS_AR	DW_EB_X_EBS_AR_W_AR_BALANCE_F
144	EBS_AR	DW_EB_X_EBS_AR_W_AR_XACT_F
145	EBS_AR	DW_EB_X_EBS_AR_W_AR_XACT_GRPACCT_DAY_A
146	EBS_AR	DW_EB_X_EBS_AR_W_AR_XACT_GRPACCT_FSCLPRD_A
147	EBS_AR	DW_EB_X_EBS_AR_W_CONTRACT_HDR_D
148	EBS_AR	DW_EB_X_EBS_AR_W_CONTRACT_HDR_D_TL

Copyright © 2026, Oracle and/or its affiliates.

Sl.No	Module Name	Dimension/Fact Name
149	EBS_AR	DW_EB_X_EBS_AR_W_CUSTOMER_FIN_PROFL_F
150	EBS_FA	DW_EB_X_EBS_FA_W_ASSET_BOOK_D
151	EBS_FA	DW_EB_X_EBS_FA_W_ASSET_CATEGORY_D
152	EBS_FA	DW_EB_X_EBS_FA_W_ASSET_CATEGORY_D_TL
153	EBS_FA	DW_EB_X_EBS_FA_W_ASSET_LEASE_D
154	EBS_FA	DW_EB_X_EBS_FA_W_ASSET_LOCATION_D
155	EBS_FA	DW_EB_X_EBS_FA_W_FA_BALANCE_F
156	EBS_FA	DW_EB_X_EBS_FA_W_FA_LEASE_PAYMENT_F
157	EBS_FA	DW_EB_X_EBS_FA_W_FA_XACT_F
158	EBS_FA	DW_EB_X_EBS_FA_W_FA_XACT_GRPACCT_FSCLPRD_A
159	EBS_FA	DW_EB_X_EBS_FA_W_FIXED_ASSET_D
160	EBS_FA	DW_EB_X_EBS_FA_W_FIXED_ASSET_D_TL
161	EBS_EE	DW_EB_X_EBS_EE_W_EXPENSE_CC_F
162	EBS_EE	DW_EB_X_EBS_EE_W_EXPENSE_F
163	EBS_EE	DW_EB_X_EBS_EE_W_EXPENSE_VIOLATION_F
164	EBS_PR	DW_EB_X_EBS_PR_W_CST_COST_ORG_BOOK_D
165	EBS_PR	DW_EB_X_EBS_PR_W_CUSTOMER_COST_LINE_F
166	EBS_PR	DW_EB_X_EBS_PR_W_GL_COGS_F
167	EBS_PR	DW_EB_X_EBS_PR_W_GL_COGS_GRPACCT_DAY_A
168	EBS_PR	DW_EB_X_EBS_PR_W_GL_COGS_GRPACCT_FSCLPRD_A
169	EBS_PR	DW_EB_X_EBS_PR_W_GL_REVN_F
170	EBS_PR	DW_EB_X_EBS_PR_W_GL_REVN_GRPACCT_DAY_A
171	EBS_PR	DW_EB_X_EBS_PR_W_GL_REVN_GRPACCT_FSCLPRD_A
172	EBS_PR	DW_EB_X_EBS_PR_W_PRODUCT_COST_LINE_F
173	EBS_PR	DW_EB_X_EBS_PR_W_TERR_D
174	EBS_PROC	DW_EB_X_EBS_PROC_W_AP_INV_DIST_F
175	EBS_PROC	DW_EB_X_EBS_PROC_W_AP_INV_DIST_MONTH_A
176	EBS_PROC	DW_EB_X_EBS_PROC_W_MVMNT_TYPE_D
177	EBS_PROC	DW_EB_X_EBS_PROC_W_NEG_AWARDS_F
178	EBS_PROC	DW_EB_X_EBS_PROC_W_NEG_INVITATIONS_F
179	EBS_PROC	DW_EB_X_EBS_PROC_W_NEG_LINES_F
180	EBS_PROC	DW_EB_X_EBS_PROC_W_NEG_RESPONSES_F
181	EBS_PROC	DW_EB_X_EBS_PROC_W_PROC_PROD_D
182	EBS_PROC	DW_EB_X_EBS_PROC_W_PURCH_AGREEMENT_HEADER_F

Copyright © 2026, Oracle and/or its affiliates.

Sl.No	Module Name	Dimension/Fact Name
183	EBS_PROC	DW_EB_X_EBS_PROC_W_PURCH_AGREEMENT_LINE_F
184	EBS_PROC	DW_EB_X_EBS_PROC_W_PURCH_COST_F
185	EBS_PROC	DW_EB_X_EBS_PROC_W_PURCH_CYCLE_LINE_A
186	EBS_PROC	DW_EB_X_EBS_PROC_W_PURCH_CYCLE_LINE_F
187	EBS_PROC	DW_EB_X_EBS_PROC_W_PURCH_RCPT_A
188	EBS_PROC	DW_EB_X_EBS_PROC_W_PURCH_RCPT_F
189	EBS_PROC	DW_EB_X_EBS_PROC_W_PURCH_RQSTN_LINE_F
190	EBS_PROC	DW_EB_X_EBS_PROC_W_PURCH_SCHEDULE_LINE_F
191	EBS_PROC	DW_EB_X_EBS_PROC_W_PURCH_TARGET_F
192	EBS_PROC	DW_EB_X_EBS_PROC_W_PURCH_VARIANCE_XACT_F
193	EBS_PROC	DW_EB_X_EBS_PROC_W_RQSTN_LINE_COST_F
194	EBS_SLA	DW_EB_X_EBS_SLA_W_SLA_BALANCE_F
195	EBS_SLA	DW_EB_X_EBS_SLA_W_SLA_CTRL_BALANCE_F
196	EBS_SLA	DW_EB_X_EBS_SLA_W_SLA_SUPPORT_REF_D
197	EBS_SLA	DW_EB_X_EBS_SLA_W_SLA_XACT_F
198	EBS_PROJECTS	DW_EB_X_EBS_PROJECTS_W_EVENT_D
199	EBS_PROJECTS	DW_EB_X_EBS_PROJECTS_W_HOLIDAY_CAL_D
200	EBS_PROJECTS	DW_EB_X_EBS_PROJECTS_W_HOLIDAY_DAY_D
201	EBS_PROJECTS	DW_EB_X_EBS_PROJECTS_W_HOLIDAY_PRJ_CONTEXT_G
202	EBS_PROJECTS	DW_EB_X_EBS_PROJECTS_W_JOB_D
203	EBS_PROJECTS	DW_EB_X_EBS_PROJECTS_W_PROJ_INVOICE_DIST_F
204	EBS_PROJECTS	DW_EB_X_EBS_PROJECTS_W_PROJ_INVOICE_LINE_F
205	EBS_PROJECTS	DW_EB_X_EBS_PROJECTS_W_PROJ_RETENTION_F
206	EBS_PROJECTS	DW_EB_X_EBS_PROJECTS_W_PROJ_STATUS_MNTH_SNP_F
207	EBS_PROJECTS	DW_EB_X_EBS_PROJECTS_W_PROJ_STATUS_QTR_SNP_F
208	EBS_PROJECTS	DW_EB_X_EBS_PROJECTS_W_PROJ_STATUS_YR_SNP_F
209	EBS_PROJECTS	DW_EB_X_EBS_PROJECTS_W_VENDOR_D
210	EBS_PROJECTS	DW_EB_X_EBS_PROJECTS_W_WORK_TYPE_D
211	EBS_PROJECTS	DW_EB_X_EBS_PROJECTS_W_COMPETENCY_RATING_D
212	EBS_PROJECTS	DW_EB_X_EBS_PROJECTS_W_COMPETENCY_RATING_D_TL
213	EBS_PROJECTS	DW_EB_X_EBS_PROJECTS_W_EMPLOYMENT_D

Copyright © 2026, Oracle and/or its affiliates.

Sl.No	Module Name	Dimension/Fact Name
214	EBS_PROJECTS	DW_EB_X_EBS_PROJECTS_W_EMP_COMPETENCY_F
215	EBS_PROJECTS	DW_EB_X_EBS_PROJECTS_W_EMP_JOB_F
216	EBS_PROJECTS	DW_EB_X_EBS_PROJECTS_W_AWARD_BUD_CATG_D
217	EBS_PROJECTS	DW_EB_X_EBS_PROJECTS_W_AWARD_D
218	EBS_PROJECTS	DW_EB_X_EBS_PROJECTS_W_AWARD_D_TL
219	EBS_PROJECTS	DW_EB_X_EBS_PROJECTS_W_AWARD_INSTN_D
220	EBS_PROJECTS	DW_EB_X_EBS_PROJECTS_W_AWARD_KEYWORD_D
221	EBS_PROJECTS	DW_EB_X_EBS_PROJECTS_W_AWARD_SPONSOR_D
222	EBS_PROJECTS	DW_EB_X_EBS_PROJECTS_W_PROJ_RQMNT_COMPETENCY_H
223	EBS_PROJECTS	DW_EB_X_EBS_PROJECTS_W_PROJ_RSRC_RQRMNT_F
224	EBS_PROJECTS	DW_EB_X_EBS_PROJECTS_W_PROJ_RSRC_UTILIZATION_F
225	EBS_PROJECTS	DW_EB_X_EBS_PROJECTS_W_PROJ_EXP_LINE_F
226	EBS_PROJECTS	DW_EB_X_EBS_PROJECTS_W_PROJ_FORECAST_F
227	EBS_PROJECTS	DW_EB_X_EBS_PROJECTS_W_PROJ_COST_LINE_F
228	EBS_PROJECTS	DW_EB_X_EBS_PROJECTS_W_PROJ_CROSS_CHARGE_DIST_F
229	EBS_PROJECTS	DW_EB_X_EBS_PROJECTS_W_PROJ_COST_A
230	EBS_PROJECTS	DW_EB_X_EBS_PROJECTS_W_PROJ_COMMITMENT_SNP_F
231	EBS_PROJECTS	DW_EB_X_EBS_PROJECTS_W_PROJ_COMPETENCY_D
232	EBS_PROJECTS	DW_EB_X_EBS_PROJECTS_W_PROJ_COMPETENCY_D_TL
233	EBS_PROJECTS	DW_EB_X_EBS_PROJECTS_W_PROJ_CONTRACT_LINE_F
234	EBS_PROJECTS	DW_EB_X_EBS_PROJECTS_W_PROJ_CIP_DTL_F
235	EBS_PROJECTS	DW_EB_X_EBS_PROJECTS_W_PROJ_CIP_HDR_F
236	EBS_PROJECTS	DW_EB_X_EBS_PROJECTS_W_PROJ_COMMITMENT_F
237	EBS_PROJECTS	DW_EB_X_EBS_PROJECTS_W_JOB_D_TL
238	EBS_PROJECTS	DW_EB_X_EBS_PROJECTS_W_PROJ_AVLBL_BUCKETS_D
239	EBS_PROJECTS	DW_EB_X_EBS_PROJECTS_W_PROJ_AWARD_DEPT_H
240	EBS_PROJECTS	DW_EB_X_EBS_PROJECTS_W_PROJ_AWARD_KEYWORD_H
241	EBS_PROJECTS	DW_EB_X_EBS_PROJECTS_W_PROJ_BUDGET_D

Copyright © 2026, Oracle and/or its affiliates.

Sl.No	Module Name	Dimension/Fact Name
242	EBS_PROJECTS	DW_EB_X_EBS_PROJECTS_W_PROJ_ASSET_D
243	EBS_PROJECTS	DW_EB_X_EBS_PROJECTS_W_PROJ_ASSET_D_TL
244	EBS_PROJECTS	DW_EB_X_EBS_PROJECTS_W_PROJ_ASSIGNMENT_D
245	EBS_PROJECTS	DW_EB_X_EBS_PROJECTS_W_PROJ_BUDGET_D_TL
246	EBS_PROJECTS	DW_EB_X_EBS_PROJECTS_W_PROJ_BUDGET_F
247	EBS_PROJECTS	DW_EB_X_EBS_PROJECTS_W_PROJ_CAPITAL_EVENT_D
248	EBS_PROJECTS	DW_EB_X_EBS_PROJECTS_W_PROJ_REVENUE_A
249	EBS_PROJECTS	DW_EB_X_EBS_PROJECTS_W_PROJ_REVENUE_HDR_F
250	EBS_PROJECTS	DW_EB_X_EBS_PROJECTS_W_PROJ_REVENUE_LINE_F
251	EBS_PROJECTS	DW_EB_X_EBS_PROJECTS_W_PROJ_STATUS_CRNT_F
252	EBS_PROJECTS	DW_EB_X_EBS_PROJECTS_W_PROJ_STATUS_F
253	EBS_PROJECTS	DW_EB_X_EBS_PROJECTS_W_PROJ_FUNDING_HDR_F
254	EBS_PROJECTS	DW_EB_X_EBS_PROJECTS_W_PROJ_FUNDING_LINE_F
255	EBS_PROJECTS	DW_EB_X_EBS_PROJECTS_W_PROJ_GL_RECNCLIATION_F

Copyright © 2026, Oracle and/or its affiliates.

Glossary

Copyright © 2026, Oracle and/or its affiliates.

Index

Copyright © 2026, Oracle and/or its affiliates.