

Getting Started with SaaS Commercial Usage

Fusion and Fusion Suite Cloud Services

F35847-10

April 6, 2026

Copyright © 2026, Oracle and/or its affiliates

Public

Contents

Glossary of Terms	4
Introduction	5
Access & Download Your SaaS Service Usage Metrics Report	5
Steps to download your SaaS Service Usage Metrics Report	5
SaaS Service Usage Metrics Report Retention	5
How to get help with the SaaS Service Usage Metrics Report	5
How to read the SaaS Service Usage Metrics Report	6
A Note about the Usage Number Reported	6
Hosted Named User – Usage	7
Hosted User - Pooled Usage	8
Hosted Named User – Unexpected Usage	9
Hosted Named User – Shared Measurement Unexpected Usage	10
Hosted Employee – Usage	11
Hosted Employee – Unexpected Usage	12
Hosted Environment – Usage	13
Hosted Environment – Unexpected Usage	14
Records – Usage	15
Records – Pooled Usage	16
Records – Unexpected Usage	17
Records – Shared Measurement Unexpected Usage	18
References	19

List of figures

Figure 1. How to read section: Hosted Named User - Usage	7
Figure 2. How to read section: Hosted User – Pooled Usage	8
Figure 3. How to read section: Hosted Named User – Unexpected Usage	9
Figure 4. How to read section: Hosted Named User – Shared Measurement Unexpected Usage	10
Figure 5. How to read section: Hosted Employee – Usage	11
Figure 6. How to read section: Hosted Employee – Unexpected Usage	12
Figure 7. How to read section: Hosted Environment – Expected Usage	Error! Bookmark not defined.
Figure 8. How to read section: Hosted Environment – Unexpected Usage	14
Figure 9. How to read section: Records – Usage	15
Figure 10. How to read section: Records – Pooled Usage	16
Figure 11. How to read section: Records – Unexpected Usage	17
Figure 12. How to read section: Records – Shared Measurement Unexpected Usage	18

Glossary of Terms

- **“Service”** is the name of the Service/SKU purchased.
- **“Service Period”** is your contract duration.
- **“Subscribed Quantity”** is the quantity you have purchased for the corresponding Cloud Service and is current as of the last successful data collection date.
- **“Authorized User Quantity”** is the number of individuals you have authorized to access the Cloud Service.
- **“Remaining Quantity”** is calculated as “Subscribed Quantity” – “Authorized User Quantity” for the most recent month. A positive figure indicates the quantity available to be authorized. A negative figure indicates you have authorized more users than you are contractually entitled.
- **“Subscription Usage”** is the amount of Authorized User Quantity used in the last Month and is represented as a percentage of your Subscribed Quantity.
- **“Available Month Start”** for pooled metrics refers to the quantity that is available at the beginning of the month. This figure represents the “Subscribed Quantity” minus the total amount used since the beginning of the Service Period.
- **“Remaining Month End”** for pooled metrics refers to the remaining quantity at the end of the most recent month.
- **“Total Utilization”** for pooled metrics is the total amount used at the end of the most recent month. It includes all usage since the beginning of the Service Period and is represented as a percentage of your Subscribed Quantity.
- **“Highest Use”** is the highest number recorded during the period as noted in the table.

Introduction

Your usage data is included in the SaaS Service Usage Metrics Report. This report is generated and delivered daily to your console. It shows the products included in your subscription and their subscribed quantities, how much you're using for the current month as well as the last three months. It also shows products that you're using but are not part of your subscription.

Although the report is generated daily, your usage numbers will likely not change on a daily basis because most products are measured as the peak number for the month.

At Oracle's discretion, changes to the way Oracle determines usage may be updated from time to time to (i) address subscription requirements associated with the release of Oracle Cloud Services, or new metrics or functionality for Cloud Services; (ii) increase accuracy of, or facilitate greater understanding of, subscription requirements for Oracle Cloud Services; or (iii) include other information or changes.

Access & Download Your SaaS Service Usage Metrics Report

To access the SaaS Service Usage Metrics Report in your Cloud Console, you should be one of the following:

- Tenancy administrator for the tenancy where your environment is located.
- Member of a group that includes specific policies that allow access to the report.

If your environment is in a child tenancy, the usage reports can be accessed from the parent tenancy only.

Relevant documentation:

- [Commercial Measurement Usage Metrics](#)

Steps to download your SaaS Service Usage Metrics Report

To download the Usage Metrics Report from the Cloud Console, sign into the portal, go to the Fusion Applications environment details page, under **Resources**, click **Subscriptions**, click the **subscription ID** link. On the Subscriptions detail page, under **Resources**, click **Usage**. For more details, see the [Commercial Measurement Usage Metrics](#) section in the Oracle Cloud Infrastructure documentation.

SaaS Service Usage Metrics Report Retention

SaaS Service Usage Metrics Reports are available in your console for a minimum of one month from the date the report is delivered to your console. Once the report is deleted, it is not recoverable. Customers are recommended to retain a local copy if they want to track historical Usage Metrics Report data.

How to get help with the SaaS Service Usage Metrics Report

Please contact [My Oracle Support](#) if you have any questions.

How to read the SaaS Service Usage Metrics Report

The report provides a snapshot of your current usage compared to your contractual entitlement. It also describes some best practices when managing your subscriptions.

Usage metrics are organized into tables for the licensing metrics:

- Hosted Named User
- Hosted Employee
- Records
- Hosted Environment
- Hosted Full Time Equivalent (FTE) Student
- People
- Revenue

For each licensing metric, tables show how you are using:

- The services included in your subscription – your expected usage
- The services you're using but are not part of your subscription – your unexpected usage

This document includes details about the most widely subscribed metrics - Hosted Named User, Hosted Employee, Hosted Environment and Records.

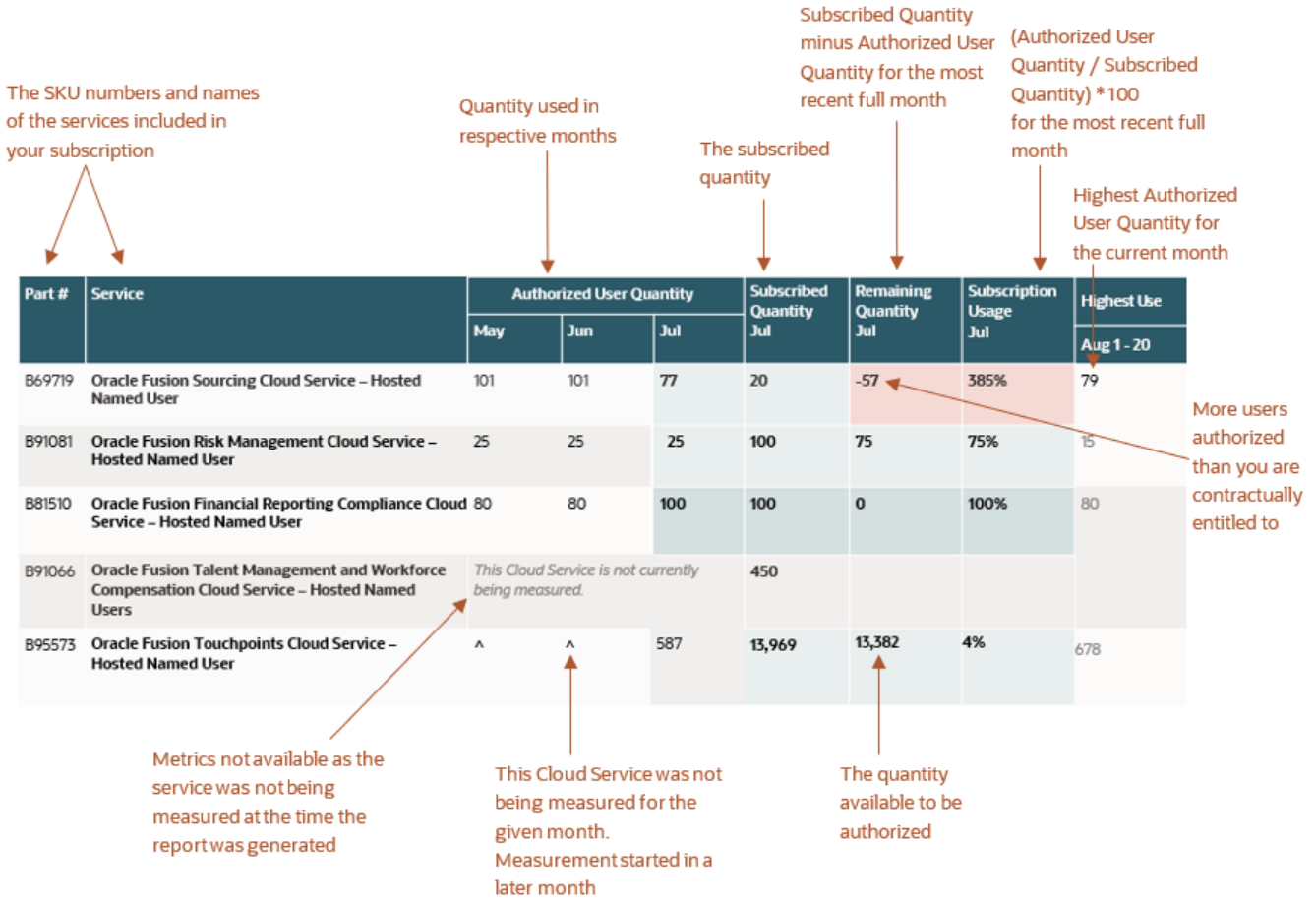
A Note about the Usage Number Reported

Most metrics report the peak number, or “high water mark”, for the month unless otherwise specified in the [Oracle Fusion Service Descriptions](#) document. That means that if you reduce your usage during the month, you will not see that reduction reflected on your usage report until the following month. For example, on June 5 you authorized 20 Hosted Named User seats, on June 22 you increased it to 32 seats, then on June 25 reduced it to 18 seats where it remained until June 30. In this case, the Highest Use reported from June 22 until the end of the month will be 32 and your usage for June will be reported as 32 Hosted Named Users.

Hosted Named User – Usage

The Hosted Named Users – Usage table shows the number of users who can access each subscribed service compared to the quantity purchased.

Figure 1. How to read section: Hosted Named User – Usage



Hosted User - Pooled Usage

The Hosted User Pooled – Usage table shows the number of Hosted Users authorized to access each of the listed services for the Service Period stated on your Order Document. At the end of each month, Oracle reviews the previous month’s provisioned unique user count, finds the maximum number used during the month and decrements that amount from the total subscribed quantity.

Figure 2. How to read section: Hosted User – Pooled Usage

The SKU numbers and names of the services included in your subscription

Quantity used in respective months

The quantity subscribed

Highest Authorized User Quantity for the current month

Part #	Service	Prior Usage Months			Available Quantity			Total Utilization Jul	Highest Use Aug 1-20
		May	Jun	Jul	Subscribed Quantity	Available Month Start	Remaining Month End		
B95945	Oracle Fusion Service Enterprise Cloud Service – Pooled Named User <i>Ended June 9, 2023</i>	650	650	-	-	-	-	-	-
B96465	Oracle Fusion Digital Collaboration Cloud Service – Pooled Named User	650	649	660	20643	19344	18684	9.49%	648

The service was not part of an active subscription for the given month

Quantity that is available at the beginning of the month

Remaining quantity at the end of the most recent month

Total amount used at the end of the most recent month

Hosted Named User – Unexpected Usage

The Hosted Named User – Unexpected Usage table shows the number of Hosted Named Users authorized to access each of the listed services, even though there are no associated active subscriptions.

Figure 3. How to read section: Hosted Named User – Unexpected Usage

The SKU numbers and names of the services included in your subscription

Quantity used in respective months

Part #	Service	Authorized User Quantity			Highest Use
		May	Jun	Jul	Aug 1 - 20
B67280	Oracle Fusion Partner Relationship Management for Channel Managers Cloud Service - Hosted Named User	54	55	53	48 ← Highest Authorized User Quantity for the current month
B69721	Oracle Fusion Self Service Procurement Cloud Service - Hosted Named User	1	1	1	1
B69729	Oracle Fusion Inventory Management Cloud Service - Hosted Named User	54	55	53	48
B81264	Oracle Fusion Order Management User Cloud Service - Hosted Named User	54	55	53	48
B81266	Oracle Fusion Global Order Promising User Cloud Service - Hosted Named User	54	55	53	48

Hosted Named User – Shared Measurement Unexpected Usage

The Hosted Named User – Shared Measurement Unexpected Usage table shows unexpected usage which is associated with a set of possible part numbers. This section does not apply to a Fusion Suite subscription.

Figure 4. How to read section: Hosted Named User – Shared Measurement Unexpected Usage

The SKU numbers and names of the services you're using but are not included in your subscription

Quantity used in respective months

Possible Services	Authorized User Quantity			Highest Use
	May	Jun	Jul	Aug 1 - 20
B91055 Oracle Fusion Order Management Cloud Service - Hosted Named User	54	55	53	48
B93429 Oracle Fusion Order Management Cloud Service - Hosted Named User				
B75365 Oracle Fusion Time and Labor Cloud Service - Hosted Named User	1	1	1	1
B85790 Oracle Time & Labor for Midsize Cloud Service- Hosted Named User				

Highest Authorized User Quantity for the current month

The services are grouped together as they share a metric or metric calculation

Hosted Employee – Usage

This table shows the count of every Person, regardless of Person Type, with at least one assignment tracked in your Fusion cloud service during the month reported compared to the quantity you’ve subscribed.

Figure 5.How to read section: Hosted Employee – Usage

Part #	Service	Hosted Employee Quantity			Subscribed Quantity Jul	Remaining Quantity Jul	Subscription Usage Jul	Count as of Aug 10
		May	Jun	Jul				
B86340	Oracle Payroll Cloud Service for Kuwait - Hosted Employee <i>Ends August 30, 2023</i>	819	821	800	1,000	200	80%	758
B85800	Oracle Fusion Human Capital Management Base Cloud Service - Hosted Employee <i>Ends August 30, 2023</i>	821	804	798	1,000	202	79.8%	798

Hosted Employee – Unexpected Usage

This table shows unexpected usage which is associated with a set of possible part numbers and where there are no associated active subscriptions.

Figure 6.How to read section: Hosted Employee – Unexpected Usage

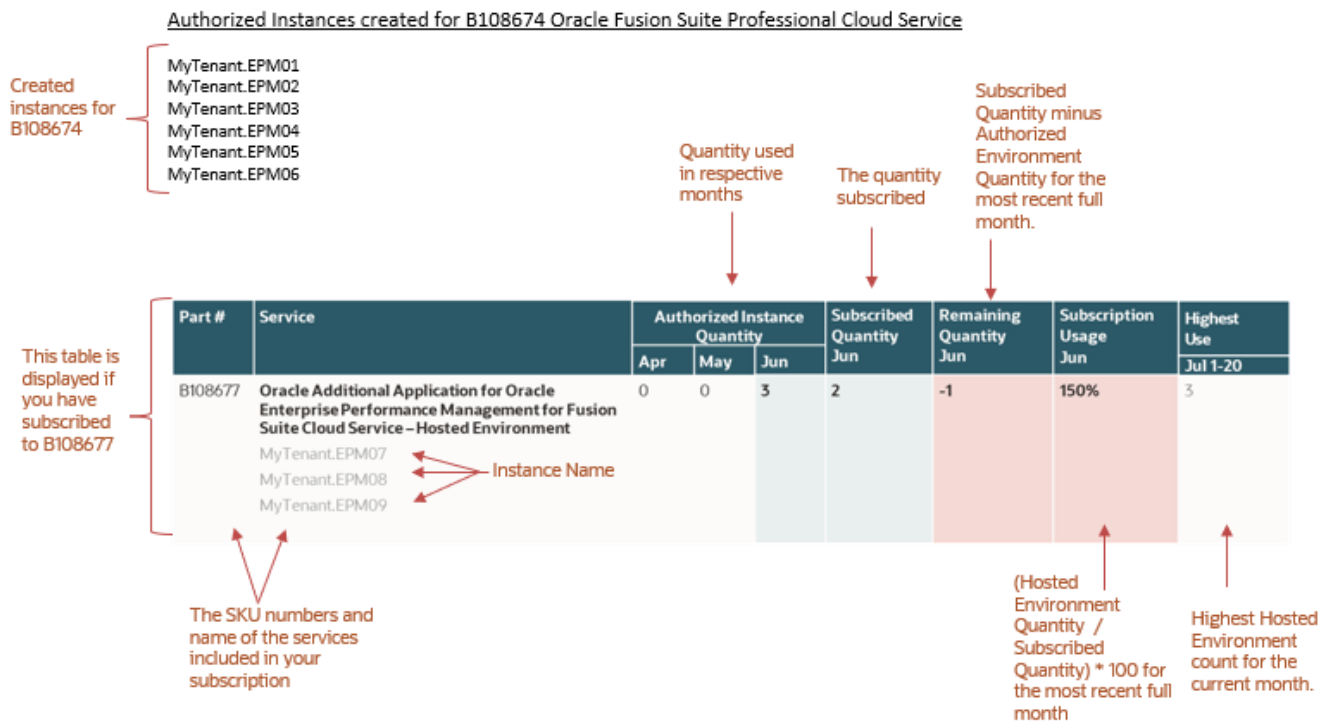
Part #	Service	Hosted Employee Quantity			Count as of
		May	Jun	Jul	Aug 20
B86836	Oracle Fusion Financials Cloud Service - Hosted Employee	30,119	30,435	30,503	30,457

Hosted Environment – Usage

This section displays the number of Enterprise Performance Management (EPM) Instances associated with this subscription. This section does not apply to a Fusion subscription.

B108674 (Oracle Fusion Suite Professional Cloud Service – Hosted Named User) includes six (6) Business Processes, i.e., Instances, for Oracle Enterprise Performance Management (EPM). The Subscribed Quantity is the number of separately subscribed Instances. The six Instances included in a Fusion Suite subscription are not counted toward the Authorized Instance Quantity. See the *Oracle Fusion Service Descriptions* for details about how Hosted Environments are measured.

Figure 7. How to read section: Hosted Environment – Expected Usage



Hosted Environment – Unexpected Usage

This table displays Hosted Environment services that show usage, even though there are no associated active subscriptions. This section does not apply to a Fusion subscription.

If you are not subscribed to B108677 (Additional EPM environments) and you have created more than 6 EPM environments, then the additional environments will be shown under Hosted Environment – Unexpected Usage.

Figure 8. How to read section: Hosted Environment – Unexpected Usage

Part #	Service Application Instance	Records			Highest Use
		Apr	May	Jun	Jul 1-20
B108677	Oracle Additional Application for Oracle Enterprise Performance Management for Fusion Suite Cloud Service – Hosted Environment MyTenant.EPM10 MyTenant.EPM11 MyTenant.EPM12 <i>Ended May 30, 2025</i>	-	-	8	8

Records – Usage

The Records Usage table shows the monthly quantity of records stored for services compared to the quantity purchased. Records quantity is measured per 1,000 records for many Cloud services.

Figure 9. How to read section: Records – Usage

Part #	Service	Records			Subscribed Quantity Jul	Remaining Quantity Jul	Subscription Usage Jul	Count as of Aug 20
		May	Jun	Jul				
B69713	Expenses Cloud Service - Hosted Expense Report	1,840	1,031	1,663	1,000	-663	166%	831
B87770	Planning Central Cloud Service – Hosted 1,000 Records	28.616	28.679	28.784	25	-3.784	115%	28.838

Records – Pooled Usage

This table displays the total contracted Records Pooled for the Service Period stated on your Order Document. At the end of each month, Oracle will review the total number of records and decrement that amount from the subscribed quantity, providing the available number of records for the remainder of the service period.

If valid usage data is not available for the full Service Period, the report will display only the monthly usage values and will show **“Not Available*”** (instead of calculated values) for **Available Quantity** and **Total Utilization**.

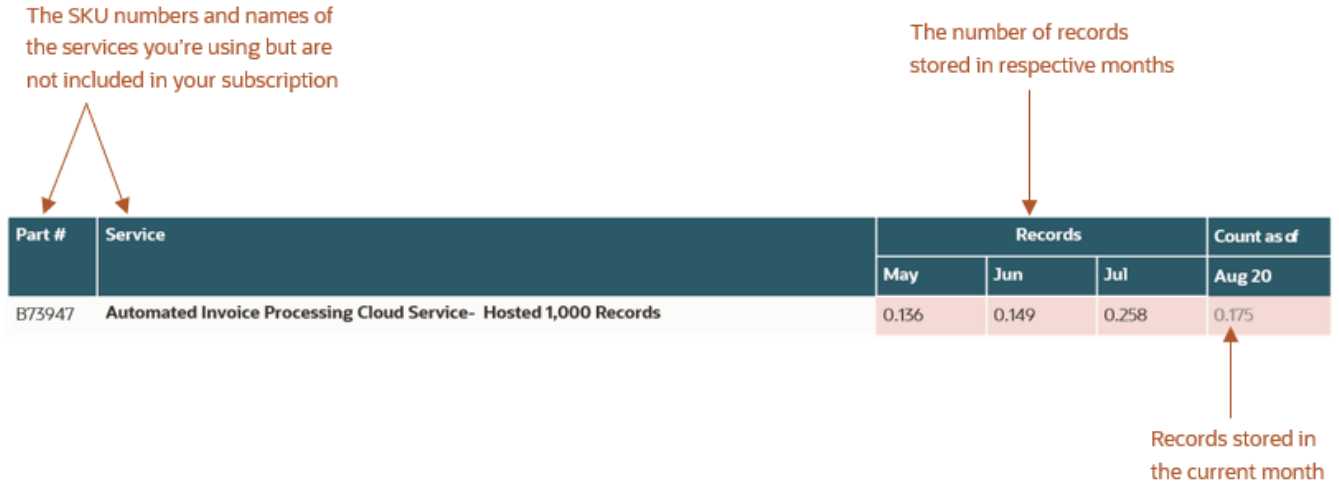
Figure 10. How to read section: Records – Pooled Usage

Part #	Service	Prior Usage Months			Available Quantity			Total Utilization	Highest Use
		Apr	May	Jun	Subscribed Quantity Jun	Available Month Start Jun	Remaining Month End Jun	Jun	Jul 1-20
B99000	Oracle Fusion Order Management - 10,000 Pooled Order Lines Temp SKU	2.338	3.762	2.890	50	Not Available*	Not Available*	Not Available*	2.659
B96469	Oracle Fusion Digital Customer Service Cloud Service – 1000 Pooled Session	2.338	0.170	0.191	10	0.638	0.447	95.53%	0.162

Records – Unexpected Usage

The Records - Unexpected Usage table shows the monthly aggregate quantity of the relevant record type for each Cloud Service, even though there are no associated active subscriptions. Records quantity is measured per 1,000 records for many Cloud services.

Figure 11. How to read section: Records – Unexpected Usage



Records – Shared Measurement Unexpected Usage

This table shows unexpected usage which is associated with a set of possible part numbers. This section does not apply to a Fusion Suite subscription.

Figure 12. How to read section: Records – Shared Measurement Unexpected Usage

Possible Services	Records			Count as of
	May	Jun	Jul	Aug 1-20
B85244 Oracle Fusion Planning Central Cloud Service - Hosted 1000 Planned Item Locations	0.978	0.981	0.990	0.976
B87766 Oracle Demand Management Cloud Service - Hosted 1,000 Planned Item Locations				
B87768 Oracle Supply Planning Cloud Service - Hosted 1,000 Planned Item Locations				
B87770 Oracle Sales and Operations Planning Cloud Service - Hosted 1,000 Planned Item Locations				

The SKU numbers and names of the services you're using but are not included in your subscription

The number of records stored

Records stored in the current month

The services are grouped together as they share a metric calculation

References

Oracle has standard contracts and policies that govern the terms, service descriptions, and delivery of Cloud Services. To find out more about these contracts and policies for Cloud Services please refer to the [Oracle Contracts portal](#).

For contractual Service Descriptions and associated metric definitions, review the Oracle Fusion Service Descriptions documents found in the [Oracle Cloud Services contracts](#).

In the main page go to **Find a document** section, select a Product from the drop-down list, then click on **View documents**.

For information on how Oracle measures Oracle Fusion offerings, review [Metric Descriptions for Oracle Fusion Offerings](#).

For help identifying authorized Hosted Named Users, refer to the [Usage Drill Through Reports](#) document.

For the details on how the seeded roles impact subscription seat counts, see [Advisory Note on Subscription Impact](#).

Learn more about SaaS commercial metric reporting and connect with the Oracle Fusion Applications community at [Cloud Customer Connect](#).

For frequently asked questions, review the [FAQ for SaaS Usage Metrics & Drill Through Reports for Fusion Apps](#).

Connect with us

Call +1.800.ORACLE1 or visit **oracle.com**. Outside North America, find your local office at: **oracle.com/contact**.

 blogs.oracle.com

 facebook.com/oracle

 x.com/oracle

Copyright © 2026, Oracle and/or its affiliates. This document is provided for information purposes only, and the contents hereof are subject to change without notice. This document is not warranted to be error-free, nor subject to any other warranties or conditions, whether expressed orally or implied in law, including implied warranties and conditions of merchantability or fitness for a particular purpose. We specifically disclaim any liability with respect to this document, and no contractual obligations are formed either directly or indirectly by this document. This document may not be reproduced or transmitted in any form or by any means, electronic or mechanical, for any purpose, without our prior written permission.

Oracle, Java, MySQL, and NetSuite are registered trademarks of Oracle and/or its affiliates. Other names may be trademarks of their respective owners.