

# Talent Acquisition Cloud

## Using Oracle Business Intelligence for Recruiting and Onboarding

---

**19B**

This software and related documentation are provided under a license agreement containing restrictions on use and disclosure and are protected by intellectual property laws. Except as expressly permitted in your license agreement or allowed by law, you may not use, copy, reproduce, translate, broadcast, modify, license, transmit, distribute, exhibit, perform, publish, or display in any part, in any form, or by any means. Reverse engineering, disassembly, or decompilation of this software, unless required by law for interoperability, is prohibited.

The information contained herein is subject to change without notice and is not warranted to be error-free. If you find any errors, please report them to us in writing.

If this is software or related documentation that is delivered to the U.S. Government or anyone licensing it on behalf of the U.S. Government, the following notice is applicable:

U.S. GOVERNMENT END USERS: Oracle programs, including any operating system, integrated software, any programs installed on the hardware, and/or documentation, delivered to U.S. Government end users are "commercial computer software" pursuant to the applicable Federal Acquisition Regulation and agency-specific supplemental regulations. As such, use, duplication, disclosure, modification, and adaptation of the programs, including any operating system, integrated software, any programs installed on the hardware, and/or documentation, shall be subject to license terms and license restrictions applicable to the programs. No other rights are granted to the U.S. Government.

This software or hardware is developed for general use in a variety of information management applications. It is not developed or intended for use in any inherently dangerous applications, including applications that may create a risk of personal injury. If you use this software or hardware in dangerous applications, then you shall be responsible to take all appropriate fail-safe, backup, redundancy, and other measures to ensure its safe use. Oracle Corporation and its affiliates disclaim any liability for any damages caused by use of this software or hardware in dangerous applications.

Oracle and Java are registered trademarks of Oracle Corporation and/or its affiliates. Other names may be trademarks of their respective owners.

Intel and Intel Xeon are trademarks or registered trademarks of Intel Corporation. All SPARC trademarks are used under license and are trademarks or registered trademarks of SPARC International, Inc. AMD, Opteron, the AMD logo, and the AMD Opteron logo are trademarks or registered trademarks of Advanced Micro Devices. UNIX is a registered trademark of The Open Group.

This software or hardware and documentation may provide access to or information about content, products, and services from third parties. Oracle Corporation and its affiliates are not responsible for and expressly disclaim all warranties of any kind with respect to third-party content, products, and services unless otherwise set forth in an applicable agreement between you and Oracle. Oracle Corporation and its affiliates will not be responsible for any loss, costs, or damages incurred due to your access to or use of third-party content, products, or services, except as set forth in an applicable agreement between you and Oracle.

The business names used in this documentation are fictitious, and are not intended to identify any real companies currently or previously in existence.

# Contents

<b>Preface</b>	<b>i</b>
<hr/>	
<b>1 Recruiting Standard Content</b>	<b>1</b>
Sample Dashboard	1
Standard Reports	58
<b>2 Onboarding Standard Content</b>	<b>121</b>
Sample Dashboard	121
Standard Reports	142
<b>3 Subject Areas</b>	<b>155</b>
Subject Areas	155



# Preface

This preface introduces information sources that can help you use the application and this guide.

## Using Oracle Applications

To find guides for Oracle Applications, go to the Oracle Help Center at <http://docs.oracle.com/>.

## Documentation Accessibility

For information about Oracle's commitment to accessibility, visit the [Oracle Accessibility Program website](#).

## Contacting Oracle

### Access to Oracle Support

Oracle customers that have purchased support have access to electronic support through My Oracle Support. For information, visit [My Oracle Support](#) or visit [Accessible Oracle Support](#) if you are hearing impaired.

### Comments and Suggestions

Please give us feedback about Oracle Applications Help and guides! You can send an e-mail to: [talent\\_acquisition\\_doc\\_feedback\\_ww\\_grp@oracle.com](mailto:talent_acquisition_doc_feedback_ww_grp@oracle.com).



# 1 Recruiting Standard Content

## Sample Dashboard

### Recruiting Summary

The dashboard displays a variety of summarized, trended Recruiting metrics, including Source Type Yield, Candidate Stage Conversion, Requisition Activity, Hired Candidates, Recruiting Productivity, Offer Success Rate, Gender by Stage, Race/ Ethnicity by Stage and Candidate Age Band by Stage. The visualizations are filterable by a set of common filters and can be analyzed in different ways.

The dashboard is organized into four sections:

- Section 1:** Component 1: Recruiting - Summary Dashboard Prompt.
- Section 2:** Component 2: Recruiting - Source Type Yield Compound View; Component 3: Recruiting - CSW Funnel Compound View; Component 4: Recruiting - Requisition Activity History Compound View.
- Section 3:** Component 5: Recruiting - Filled Positions Trends Compound View; Component 6: Recruiting - Recruiter Workload Compound View; Component 7: Recruiting - Offer Success Rate Compound View.
- Section 4:** Component 8: Recruiting - EEO Gender By Stage Summary Compound View; Component 9: Recruiting - EEO Race By Stage Summary Compound View; Component 10: Recruiting - Candidate Age By Stage Summary Compound View.

Component

Name

1

[Recruiting - Summary Dashboard Prompt](#)

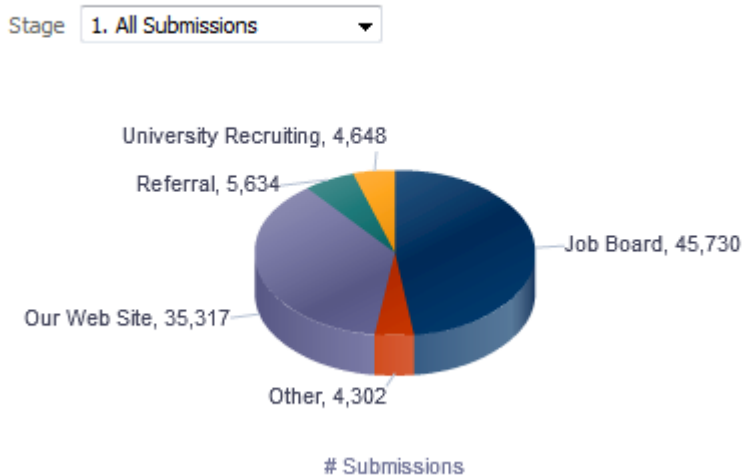
Component	Name
2	<a href="#">Recruiting - Source Type Yield</a>
3	<a href="#">Recruiting - CSW Funnel</a>
4	<a href="#">Recruiting - Requisition Activity History</a>
5	<a href="#">Recruiting - Filled Positions Trends</a>
6	<a href="#">Recruiting - Recruiter Workload</a>
7	<a href="#">Recruiting - Offer Success Rate</a>
8	<a href="#">Recruiting - EEO Gender By Stage Summary</a>
9	<a href="#">Recruiting - EEO Race By Stage Summary</a>
0	<a href="#">Recruiting - Candidate Age By Stage Summary</a>

## Recruiting - Source Type Yield

The chart displays the top 5 source types based on various candidate measures.

### Source Type Yield

#### Source Type Yield



### Report Columns

Name	Syntax
Stage (Data Identifier)	
Source Type	"Submission Source"."Submission Source Type (Display As)" *Interaction: Source Analysis
# Submissions (Fact)	



## Common Filters

Name
Submission Source Type (Display As) is not null
<a href="#">Recruiting - Summary Dashboard Prompt Listener</a>

## Unique Facts/Filters

Stage (Data Identifier)	Filter	# Submissions (Fact)
1. All Submissions	# Submissions is in top 5	# Submissions
2. Completed Submissions	Submission is Completed is equal to / is in Yes # Submissions is in top 5	# Submissions
4. Interviewed	# Submissions Reached 1st Intv. is in top 5	# Submissions Reached 1st Intv
3. Reviewed	# Submissions Reached Reviewed is in top 5	# Submissions Reached Reviewed
5. Hired	# Submissions Currently Hired is in top 5	# Submissions Currently Hired
6. Hires Ace	# Submissions Currently Hired is in top 5 Is Ace is equal to / is in Yes	# Submissions Currently Hired

## Pie Graph Configuration

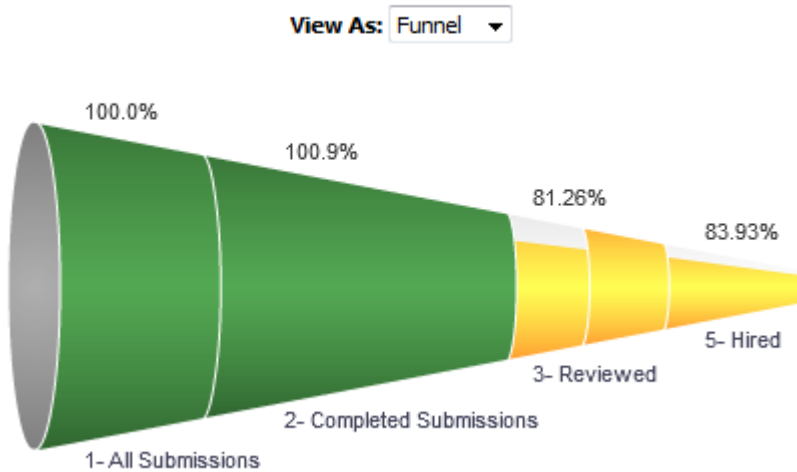
Name	Object
Graph Prompt	Stage
Slice Size	# Submissions
Slices	Source Type

## Recruiting - CSW Funnel

The chart reveals health indicators based on candidate conversion rates across the key standard reference recruiting statuses.

## Stage Conversion

### Stage Conversion



## Report Columns

Name	Syntax
Stage	<pre> CASE   WHEN "Submission CSW Status - Historical"."Historical Reference Status Name"    ' - '    "Submission General Info"."Submission Is Completed" = 'New - No'   THEN '1- All Submissions'   WHEN "Submission CSW Status - Historical"."Historical Reference Status Name"    ' - '    "Submission General Info"."Submission Is Completed" = 'New - Yes'   THEN '2- Completed Submissions'   WHEN "Submission CSW Status - Historical"."Historical Reference Status Name"    ' - '    "Submission General Info"."Submission Is Completed" IN ('Reviewed - No', 'Reviewed - Yes')   THEN '3- Reviewed'   WHEN "Submission CSW Status - Historical"."Historical Reference Status Name"    ' - '    "Submission General Info"."Submission Is Completed" IN ('1st Interview - No', '1st Interview - Yes')   THEN '4- Interviewed'   WHEN "Submission CSW Status - Historical"."Historical Reference Status Name"    ' - '    "Submission General Info"."Submission Is Completed" IN ('Hired - No', 'Hired - Yes')   THEN '5- Hired'   ELSE "Submission CSW Status - Historical"."Historical Reference Status Name"    ' - '    "Submission General Info"."Submission Is Completed" END                     </pre>
# Submissions	<pre> CASE   when CASE     WHEN "Submission CSW Status - Historical"."Historical Reference Status Name"    ' - '    "Submission General Info"."Submission Is Completed" = 'New - No'     THEN 'All Submissions'                     </pre>

Name	Syntax
	<pre> WHEN "Submission CSW Status - Historical"."Historical Reference Status Name"    ' - '    "Submission General Info"."Submission Is Completed" = 'New - Yes' THEN 'Completed Submissions' WHEN "Submission CSW Status - Historical"."Historical Reference Status Name"    ' - '    "Submission General Info"."Submission Is Completed" IN ('Reviewed - No', 'Reviewed - Yes') THEN 'Reviewed' WHEN "Submission CSW Status - Historical"."Historical Reference Status Name"    ' - '    "Submission General Info"."Submission Is Completed" IN ('1st Interview - No', '1st Interview - Yes') THEN 'Interviewed' WHEN "Submission CSW Status - Historical"."Historical Reference Status Name"    ' - '    "Submission General Info"."Submission Is Completed" IN ('Hired - No', 'Hired - Yes') THEN 'Hired' ELSE "Submission CSW Status - Historical"."Historical Reference Status Name"    ' - '    "Submission General Info"."Submission Is Completed" END &lt;&gt; 'All Submissions' THEN "Candidate Counts". "# Submissions" ELSE EVALUATE('LEAD(%1,1) OVER (ORDER BY 1)', "Candidate Counts". "# Submissions") + "Candidate Counts". "# Submissions" END                     </pre>

Target	
	<pre> IFNULL( ( (MSUM (CASE when CASE WHEN "Submission CSW Status - Historical"."Historical Reference Status Name"    ' - '    "Submission General Info"."Submission Is Completed" = 'New - No' THEN 'All Submissions' WHEN "Submission CSW Status - Historical"."Historical Reference Status Name"    ' - '    "Submission General Info"."Submission Is Completed" = 'New - Yes' THEN 'Completed Submissions' WHEN "Submission CSW Status - Historical"."Historical Reference Status Name"    ' - '    "Submission General Info"."Submission Is Completed" IN ('Reviewed - No', 'Reviewed - Yes') THEN 'Reviewed' WHEN "Submission CSW Status - Historical"."Historical Reference Status Name"    ' - '    "Submission General Info"."Submission Is Completed" IN ('1st Interview - No', '1st Interview - Yes') THEN 'Interviewed' WHEN "Submission CSW Status - Historical"."Historical Reference Status Name"    ' - '    "Submission General Info"."Submission Is Completed" IN ('Hired - No', 'Hired - Yes') THEN 'Hired' ELSE "Submission CSW Status - Historical"."Historical Reference Status Name"    ' - '    "Submission General Info"."Submission Is Completed" END &lt;&gt; 'All Submissions' THEN "Candidate Counts". "# Submissions" ELSE EVALUATE('LEAD(%1,1) OVER (ORDER BY 1)', "Candidate Counts". "# Submissions") + "Candidate Counts". "# Submissions" END, 2) - CASE when CASE WHEN "Submission CSW Status - Historical"."Historical Reference Status Name"    ' - '    "Submission General Info"."Submission Is Completed" = 'New - No' THEN 'All Submissions'                     </pre>

Name	Syntax
	<pre> WHEN "Submission CSW Status - Historical"."Historical Reference Status Name"    ' - '    "Submission General Info"."Submission Is Completed" = 'New - Yes' THEN 'Completed Submissions' WHEN "Submission CSW Status - Historical"."Historical Reference Status Name"    ' - '    "Submission General Info"."Submission Is Completed" IN ('Reviewed - No', 'Reviewed - Yes') THEN 'Reviewed' WHEN "Submission CSW Status - Historical"."Historical Reference Status Name"    ' - '    "Submission General Info"."Submission Is Completed" IN ('1st Interview - No', '1st Interview - Yes') THEN 'Interviewed' WHEN "Submission CSW Status - Historical"."Historical Reference Status Name"    ' - '    "Submission General Info"."Submission Is Completed" IN ('Hired - No', 'Hired - Yes') THEN 'Hired' ELSE "Submission CSW Status - Historical"."Historical Reference Status Name"    ' - '    "Submission General Info"."Submission Is Completed" END &lt;&gt; 'All Submissions' THEN "Candidate Counts"."# Submissions" END) * CASE CASE WHEN "Submission CSW Status - Historical"."Historical Reference Status Name"    ' - '    "Submission General Info"."Submission Is Completed" = 'New - No' THEN '1- All Submissions' WHEN "Submission CSW Status - Historical"."Historical Reference Status Name"    ' - '    "Submission General Info"."Submission Is Completed" = 'New - Yes' THEN '2- Completed Submissions' WHEN "Submission CSW Status - Historical"."Historical Reference Status Name"    ' - '    "Submission General Info"."Submission Is Completed" IN ('Reviewed - No', 'Reviewed - Yes') THEN '3- Reviewed' WHEN "Submission CSW Status - Historical"."Historical Reference Status Name"    ' - '    "Submission General Info"."Submission Is Completed" IN ('1st Interview - No', '1st Interview - Yes') THEN '4- Interviewed' WHEN "Submission CSW Status - Historical"."Historical Reference Status Name"    ' - '    "Submission General Info"."Submission Is Completed" IN ('Hired - No', 'Hired - Yes') THEN '5- Hired' ELSE "Submission CSW Status - Historical"."Historical Reference Status Name"    ' - '    "Submission General Info"."Submission Is Completed" END WHEN '2- Completed Submissions' THEN 0.9 WHEN '3- Reviewed' THEN 0.1 WHEN '4- Interviewed' THEN 0.8 WHEN '5- Hired' THEN 0.5 ELSE 1 END) ,EVALUATE('LEAD(%1,1) OVER (ORDER BY 1)', "Candidate Counts"."# Submissions") + "Candidate Counts"."# Submissions")                 </pre>

% Converted	<pre> cast( CASE when CASE WHEN "Submission CSW Status - Historical"."Historical Reference Status Name"    ' - '    "Submission General Info"."Submission Is Completed" = 'New - No'                 </pre>
-------------	---

Name	Syntax
	<pre> THEN 'All Submissions' WHEN "Submission CSW Status - Historical"."Historical Reference Status Name"    ' - '    "Submission General Info"."Submission Is Completed" = 'New - Yes' THEN 'Completed Submissions' WHEN "Submission CSW Status - Historical"."Historical Reference Status Name"    ' - '    "Submission General Info"."Submission Is Completed" IN ('Reviewed - No', 'Reviewed - Yes') THEN 'Reviewed' WHEN "Submission CSW Status - Historical"."Historical Reference Status Name"    ' - '    "Submission General Info"."Submission Is Completed" IN ('1st Interview - No', '1st Interview - Yes') THEN 'Interviewed' WHEN "Submission CSW Status - Historical"."Historical Reference Status Name"    ' - '    "Submission General Info"."Submission Is Completed" IN ('Hired - No', 'Hired - Yes') THEN 'Hired' ELSE "Submission CSW Status - Historical"."Historical Reference Status Name"    ' - '    "Submission General Info"."Submission Is Completed" END &lt;&gt; 'All Submissions' THEN "Candidate Counts"."# Submissions" ELSE EVALUATE('LEAD(%1,1) OVER (ORDER BY 1)', "Candidate Counts"."# Submissions") + "Candidate Counts"."# Submissions" END / (msum( CASE when CASE WHEN "Submission CSW Status - Historical"."Historical Reference Status Name"    ' - '    "Submission General Info"."Submission Is Completed" = 'New - No' THEN 'All Submissions' WHEN "Submission CSW Status - Historical"."Historical Reference Status Name"    ' - '    "Submission General Info"."Submission Is Completed" = 'New - Yes' THEN 'Completed Submissions' WHEN "Submission CSW Status - Historical"."Historical Reference Status Name"    ' - '    "Submission General Info"."Submission Is Completed" IN ('Reviewed - No', 'Reviewed - Yes') THEN 'Reviewed' WHEN "Submission CSW Status - Historical"."Historical Reference Status Name"    ' - '    "Submission General Info"."Submission Is Completed" IN ('1st Interview - No', '1st Interview - Yes') THEN 'Interviewed' WHEN "Submission CSW Status - Historical"."Historical Reference Status Name"    ' - '    "Submission General Info"."Submission Is Completed" IN ('Hired - No', 'Hired - Yes') THEN 'Hired' ELSE "Submission CSW Status - Historical"."Historical Reference Status Name"    ' - '    "Submission General Info"."Submission Is Completed" END &lt;&gt; 'All Submissions' THEN "Candidate Counts"."# Submissions" ELSE EVALUATE('LEAD(%1,1) OVER (ORDER BY 1)', "Candidate Counts"."# Submissions") + "Candidate Counts"."# Submissions" END,2) - CASE when CASE WHEN "Submission CSW Status - Historical"."Historical Reference Status Name"    ' - '    "Submission General Info"."Submission Is Completed" = 'New - No' THEN 'All Submissions' WHEN "Submission CSW Status - Historical"."Historical Reference Status Name"    ' - '    "Submission General Info"."Submission Is Completed" = 'New - Yes' THEN 'Completed Submissions' </pre>

Name	Syntax
	<pre> WHEN "Submission CSW Status - Historical"."Historical Reference Status Name"    ' - '    "Submission General Info"."Submission Is Completed" IN ('Reviewed - No', 'Reviewed - Yes') THEN 'Reviewed' WHEN "Submission CSW Status - Historical"."Historical Reference Status Name"    ' - '    "Submission General Info"."Submission Is Completed" IN ('1st Interview - No', '1st Interview - Yes') THEN 'Interviewed' WHEN "Submission CSW Status - Historical"."Historical Reference Status Name"    ' - '    "Submission General Info"."Submission Is Completed" IN ('Hired - No', 'Hired - Yes') THEN 'Hired' ELSE "Submission CSW Status - Historical"."Historical Reference Status Name"    ' - '    "Submission General Info"."Submission Is Completed" END &lt;&gt; 'All Submissions' THEN "Candidate Counts". "# Submissions" ELSE EVALUATE('LEAD(%1,1) OVER (ORDER BY 1)', "Candidate Counts". "# Submissions") + "Candidate Counts". "# Submissions" END) as double) * 100                     </pre>

## Filters

Name
Historical Reference Status Name is equal to / is in New; Hired; 1st Interview; Reviewed
<a href="#">Recruiting - Summary Dashboard Prompt Listener</a>

## View Configurations

Name	Additional Information
Funnel	Actual: # Submissions Target: Target Stage: Stage
Column	Bars: # Submissions, Target Group By: Stage
Table	Columns and Measures: Stage, # Submissions, Target, % Converted

## Funnel Settings

For this funnel, high values are desirable.

Threshold	Status
115	Exceeded Target

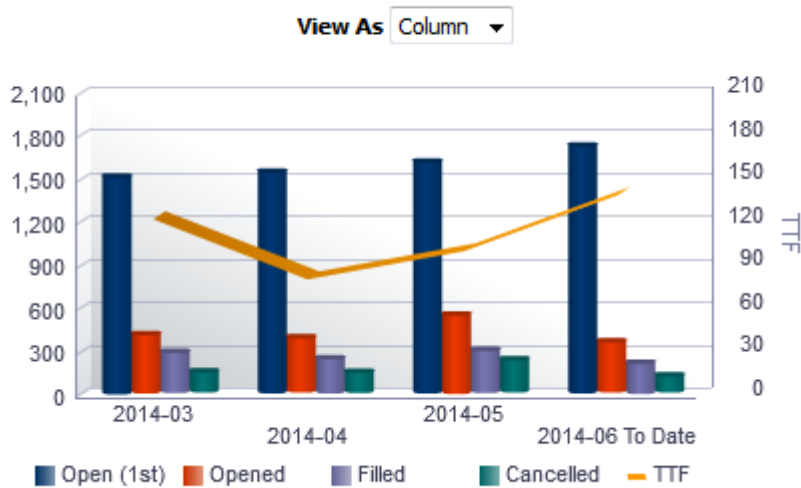
Threshold	Status
95	95% of Target
75	75% of Target
50	50 % Of Target

## Recruiting - Requisition Activity History

The chart displays a 3 month rolling plus current's month's trend of key requisition activity measures, including filled requisitions, opened requisitions and time to fill.

### Requisition Activity

#### Requisition Activity



### Result Columns

In the following table the value i is replaced in the criteria with 0, -1, -2, -3, in the combined results criteria to get the metrics for the last 4 months rolling.

Name	Syntax
Period	<pre>EVALUATE('TO_CHAR(%1,%2)' as char, TIMESTAMPADD(SQL_TSI_MONTH, i, CURRENT_TIMESTAMP), 'yyyy-mm')    replace("Requisition Identification"."Req. Identifier", "Requisition Identification"."Req. Identifier", '')</pre>
Open (1st)	<pre>FILTER("Requisition Counts"."# Requisitions" USING ("Requisition Status - Historical"."Req. Historical Status Start Date" &lt;= CAST(EVALUATE('TO_DATE(%1,%2)' as date, EVALUATE('TO_CHAR(%1, %2)' as char, TIMESTAMPADD(SQL_TSI_MONTH, i, CURRENT_TIMESTAMP), 'yyyy-mm')    '01', 'yyyy-mm-dd') AS DATE)) AND ("Requisition Status - Historical"."Req. Historical Status End Date" &gt;= CAST(EVALUATE('TO_DATE(%1,%2)' as date,</pre>

Name	Syntax
	<pre> EVALUATE('TO_CHAR(%1,%2)' as char, TIMESTAMPADD(SQL_TSI_MONTH, i, CURRENT_TIMESTAMP),'yyyy-mm')    '01','yyyy-mm-dd') AS DATE)) OR "Requisition Status - Historical"."Req. Historical Status End Date" IS NULL) AND ("Requisition Identification"."Has Unlimited Openings"='No') AND ("Requisition Status - Historical"."Historical Status"='Sourcing'))                     </pre>
Opened	<pre> FILTER("Requisition Counts"."# Requisitions" USING ("Requisition Status - Historical"."Req. Historical Status Start Date" BETWEEN CAST(EVALUATE('TO_DATE(%1,%2)' as date,EVALUATE('TO_CHAR(%1, %2)' as char, TIMESTAMPADD(SQL_TSI_MONTH, i, CURRENT_TIMESTAMP),'yyyy-mm')    '01','yyyy-mm-dd') AS DATE) AND CAST(EVALUATE('TO_DATE(%1,%2)' as date, EVALUATE('TO_CHAR(%1,%2)' as char, TIMESTAMPADD(SQL_TSI_MONTH, i+1, CURRENT_TIMESTAMP),'yyyy-mm')    '01','yyyy-mm-dd') AS DATE) AND ("Requisition Identification"."Has Unlimited Openings"='No') AND ("Requisition Status - Historical"."Historical Status"='Sourcing'))                     </pre>
Filled	<pre> FILTER("Requisition Counts"."# Requisitions" USING ("Requisition Status - Historical"."Req. Historical Status Start Date" BETWEEN CAST(EVALUATE('TO_DATE(%1,%2)' as date,EVALUATE('TO_CHAR(%1, %2)' as char, TIMESTAMPADD(SQL_TSI_MONTH, i, CURRENT_TIMESTAMP),'yyyy-mm')    '01','yyyy-mm-dd') AS DATE) AND CAST(EVALUATE('TO_DATE(%1,%2)' as date,EVALUATE('TO_CHAR(%1,%2)' as char, TIMESTAMPADD(SQL_TSI_MONTH, i+1, CURRENT_TIMESTAMP),'yyyy-mm')    '01','yyyy-mm-dd') AS DATE) AND ("Requisition Identification"."Has Unlimited Openings"='No') AND ("Requisition Status - Historical"."Historical Status"='Filled'))                     </pre>
Can/Hold	<pre> FILTER("Requisition Counts"."# Requisitions" USING ("Requisition Status - Historical"."Req. Historical Status Start Date" BETWEEN CAST(EVALUATE('TO_DATE(%1,%2)' as date,EVALUATE('TO_CHAR(%1, %2)' as char, TIMESTAMPADD(SQL_TSI_MONTH, i, CURRENT_TIMESTAMP),'yyyy-mm')    '01','yyyy-mm-dd') AS DATE) AND CAST(EVALUATE('TO_DATE(%1,%2)' as date,EVALUATE('TO_CHAR(%1,%2)' as char, TIMESTAMPADD(SQL_TSI_MONTH, i+1, CURRENT_TIMESTAMP),'yyyy-mm')    '01','yyyy-mm-dd') AS DATE) AND ("Requisition Identification"."Has Unlimited Openings"='No') AND ("Requisition Status - Historical"."Historical Status" IN ('Canceled','On Hold'))))                     </pre>
TTF	<pre> FILTER("Requisition Cycle Time"."Average Time To Fill" USING ("Requisition Status - Historical"."Req. Historical Status Start Date" BETWEEN CAST(EVALUATE('TO_DATE(%1,%2)' as date,EVALUATE('TO_CHAR(%1, %2)' as char, TIMESTAMPADD(SQL_TSI_MONTH, i, CURRENT_TIMESTAMP),'yyyy-mm')    '01','yyyy-mm-dd') AS DATE) AND CAST(EVALUATE('TO_DATE(%1,%2)' as date,EVALUATE('TO_CHAR(%1,%2)' as char,                     </pre>



Name	Syntax
	<pre>TIMESTAMPADD(SQL_TSI_MONTH, i+1, CURRENT_TIMESTAMP), 'yyyy-mm')    '01', 'yyyy-mm-dd') AS DATE) AND ("Requisition Identification"."Has Unlimited Openings"='No') AND ("Requisition Status - Historical"."Historical Status"='Filled'))</pre>

Filters

Name
<a href="#">Recruiting - Summary Dashboard Prompt Listener - No Filled Date</a>

View Configurations

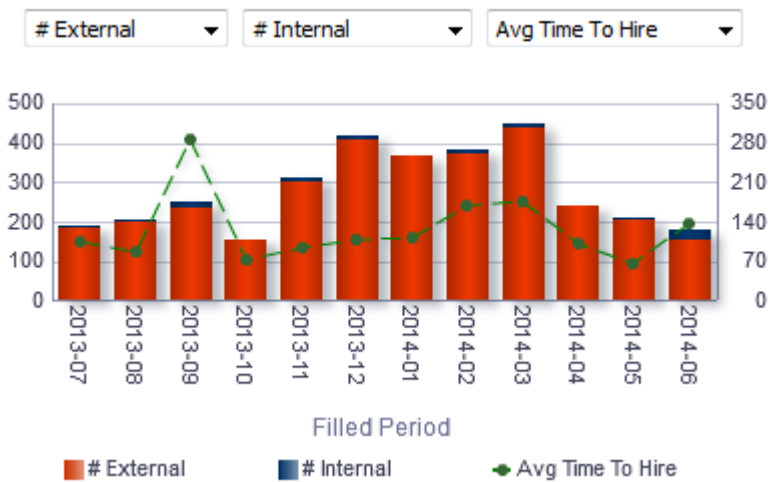
Name	Additional Information
Column	Bars: Open (1st), Opened, Filled, Can/Hold  Lines: TTF  Group By: Period
Table	Columns and Measures: Period, Open (1st), Opened, Filled, Can/Hold, TTF

Recruiting - Filled Positions Trends

The chart displays a trend of hired candidates with corresponding time metrics such as average time to hire.

Hires

Hires



## Report Columns

Name	Syntax
Filled Period	<code>EVALUATE('to_char(%1,%2)' as char,"Requisition Dates"."Latest Filled Date", 'YYYY-MM')</code>
Dimension 1	
Dimension 2	
Fact	

## Filters

Name
Current Reference Status Name is equal to / is in Hired
Hired Date is not null
<a href="#">Recruiting - Summary Dashboard Prompt Listener</a>

## Dimension 1

Short sentence or paragraph to describe the configuration table.

Name	Syntax
# Submissions Internal	"Candidate Counts"."# Submissions Internal"
# Submissions Ace	"Candidate Counts"."# Submissions Ace"
# Submissions Min. Requirements Met	"Candidate Counts"."# Submissions Min. Requirements Met"
# Male	<code>FILTER("Candidate Counts"."# Submissions" USING ("Candidate Regulations"."Gender"='Gender - Male'))</code>
# White	<code>FILTER("Candidate Counts"."# Submissions" USING (("Candidate Regulations"."Race"='Race - White') AND (("Candidate Regulations"."Ethnicity" &lt;&gt; 'Ethnicity - Hispanic Latino') OR ("Candidate Regulations"."Ethnicity" IS NULL))))</code>

## Dimension 2

Short sentence or paragraph to describe the configuration table.

Name	Syntax
# Submissions External	"Candidate Counts"."# Submissions External"
# Submissions Non-Ace	"Candidate Counts"."# Submissions Non-Ace"
# Submissions Min. Requirements Unmet	"Candidate Counts"."# Submissions Min. Requirements Unmet"

Name	Syntax
# Female	<b>FILTER("Candidate Counts"."# Submissions" USING ("Candidate Regulations"."Gender"='Gender - Female'))</b>
# Non-White	<b>FILTER("Candidate Counts"."# Submissions" USING (("Candidate Regulations"."Race" NOT IN ('Race - White', 'Not Specified', 'Undisclosed')) OR ("Candidate Regulations"."Ethnicity"='Ethnicity - Hispanic Latino')))</b>

## Facts

Short sentence or paragraph to describe the configuration table.

Name	Syntax
Average Time to Hire	"Candidate Cycle Time"."Average Time to Hire"
Median Time to Hire	<b>MEDIAN("Candidate Cycle Time"."Time to Hire")</b>
Average Submission Cycle Time	"Candidate Cycle Time"."Average Submission Cycle Time"
Median Submission Cycle Time	<b>MEDIAN("Candidate Cycle Time"."Submission Cycle Time")</b>
Average Time to Start	"Candidate Cycle Time"."Average Time to Start"
Median Time to Start	<b>MEDIAN("Candidate Cycle Time"."Time to Start")</b>
Avg Time To Intv.	<b>AVG(TIMESTAMPDIFF(SQL_TSI_DAY, "Submission Dates"."Submission Completed Date", "Submission Dates"."1st Interviewed Date"))</b>
Median Time to Intv.	<b>MEDIAN(TIMESTAMPDIFF(SQL_TSI_DAY, "Submission Dates"."Submission Completed Date", "Submission Dates"."1st Interviewed Date"))</b>

## Bar Graph View

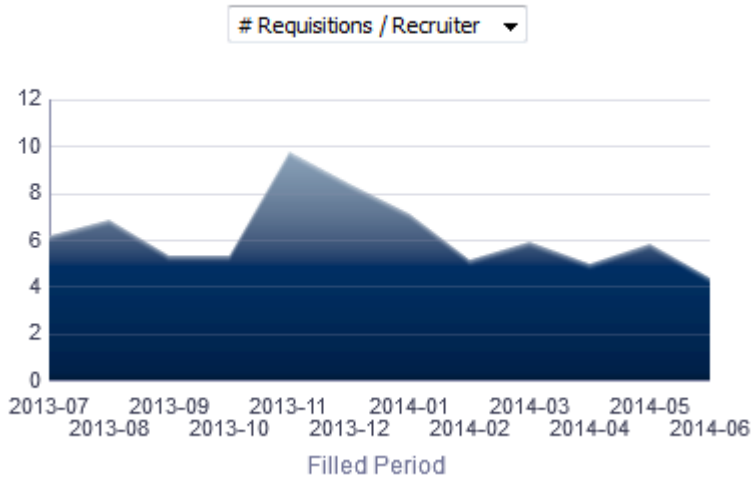
Element	Details
Bars	Dimension 1, Dimension 2
Lines	Fact
Group By	Filled Period

## Recruiting - Recruiter Workload

The chart reveals ratios between active recruiters and workload/productivity metrics such as # Hires, # Requisitions and # Candidates Reviewed.

## Recruiter Productivity

### Recruiter Productivity



## Report Columns

Name	Syntax
Filed Period	<code>EVALUATE('to_char(%1,%2)' as char,"Requisition Dates"."Latest Filled Date", 'YYYY-MM')</code>
Fact	

## Filters

Name
Current Status is equal to / is in Filled
<a href="#">Recruiting - Summary Dashboard Prompt Listener</a>

## Fact

Name	Location
# Requisitions by Recruiter	"Requisition Counts"."# Requisitions By Recruiter"
# Applicants / Recruiter	<code>FILTER("Candidate Counts"."# Submissions By Recruiter" USING ("Submission General Info"."Submission Is Completed"='Yes') AND ("Submission Prescreening Results"."Minimum Requirements Met"='Yes'))</code>
# Reviewed / Recruiter	<code>FILTER("Candidate Counts"."# Submissions By Recruiter" USING ("Submission Dates"."Reviewed Date" IS NOT NULL))</code>

Name	Location
# Interviewed / Recruiter	<code>FILTER("Candidate Counts"."# Submissions By Recruiter" USING ((("Submission Dates"."1st Interviewed Date" IS NOT NULL) OR ("Submission Dates"."2nd Interviewed Date" IS NOT NULL)) OR ("Submission Dates"."3rd Interviewed Date" IS NOT NULL)))</code>
# Hired / Recruiter	<code>FILTER("Candidate Counts"."# Submissions By Recruiter" USING ("Submission Dates"."Hired Date" IS NOT NULL))</code>
# Recruiters	<code>COUNT(DISTINCT "Requisition Recruiter"."Recruiter ID")</code>

### Area Graph View

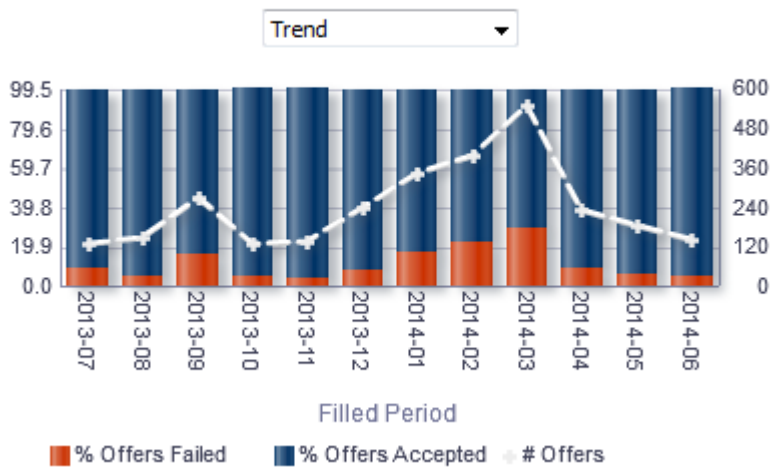
Element	Details
Areas	Fact
Group By	Filled Period

## Recruiting - Offer Success Rate

The chart displays a trend of offers accepted vs. refused, alongside # offers extended.

### Offer Success Rate

#### Offer Success Rate



### Report Columns

Name	Syntax
Filled Period	<code>EVALUATE('to_char(%1,%2)' as char, "Requisition Dates"."Latest Filled Date", 'YYYY-MM')</code>

Name	Syntax
Reject/Decline Motives	"Submission General Info"."Reject/Decline Motives"
# Offers	"Candidate Counts"."# Submissions"
# Offers Accepted	"Candidate Counts"."# Submissions Offer Accepted"
# Offers Failed	"Candidate Counts"."# Submissions" - "Candidate Counts"."# Submissions Offer Accepted"
% Offers Failed	cast(("Candidate Counts"."# Submissions" - "Candidate Counts"."# Submissions Offer Accepted") / "Candidate Counts"."# Submissions" as float) * 100
% Offers Accepted	cast("Candidate Counts"."# Submissions Offer Accepted" / "Candidate Counts"."# Submissions" as float) * 100

## Filters

Name
Is Most Recent is equal to / is in Yes
Status is equal to / is in Accepted; Refused; Reneged; Rescinded
Current Status is equal to / is in Filled
<a href="#">Recruiting - Summary Dashboard Prompt Listener</a>

## View Configurations

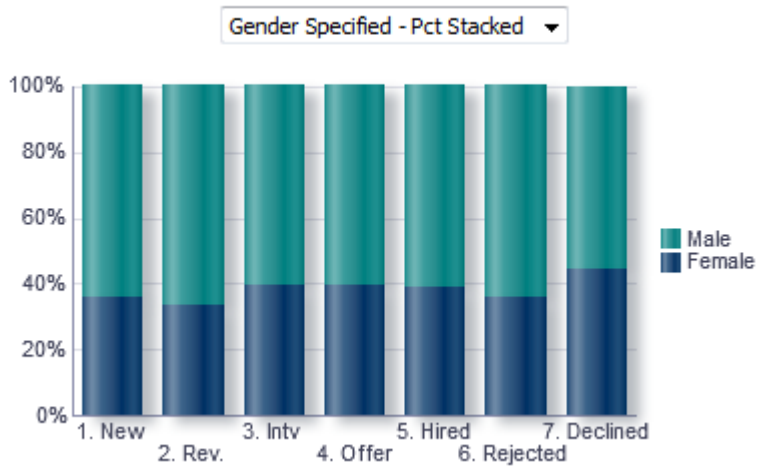
Name	Additional Information
Trend	Bars: % Offers Accepted, % Offers Failed Lines: # Offers Group By: Filled Period
Failed Offer Reasons	Slice Size: # Offers Failed Slices: Reject/Decline Motives

## Recruiting - EEO Gender By Stage Summary

The chart displays a distribution of candidates by gender and historical recruiting status.

## Gender By Stage

### Gender By Stage



## Configuration

Name	Syntax
Status	<pre> <b>case</b>   <b>when</b> "Submission CSW Status - Historical"."Historical Reference Status Name"     = 'New'   <b>then</b> '1. New'   <b>when</b> "Submission CSW Status - Historical"."Historical Reference Status Name"     = 'Reviewed'   <b>then</b> '2. Rev.'   <b>when</b> "Submission CSW Status - Historical"."Historical Reference Status Name"     = '1st Interview'   <b>then</b> '3. Intv'   <b>when</b> "Submission CSW Status - Historical"."Historical Reference Status Name"     = 'Offer'   <b>then</b> '4. Offer'   <b>when</b> "Submission CSW Status - Historical"."Historical Reference Status Name"     = 'Hired'   <b>then</b> '5. Hired'   <b>when</b> "Submission CSW Status - Historical"."Historical Reference Status Name"     = 'Rejected'   <b>then</b> '6. Rejected'   <b>when</b> "Submission CSW Status - Historical"."Historical Reference Status Name"     = 'Declined'   <b>then</b> '7. Declined' <b>end</b>                 </pre>
Gender	<pre> <b>case</b>   <b>when</b> "Candidate Regulations"."Gender"='Undisclosed' <b>then</b> 'Undisc.'                 </pre>

Name	Syntax
	<pre> <b>when</b> "Candidate Regulations"."Gender" <b>is not null</b> <b>then</b> <b>replace</b>("Candidate Regulations"."Gender",'Gender - ','') <b>else</b> 'Not Specified' <b>end</b>                     </pre>
Gender (Specified)	Selection steps are used to limit returned values to Male and Female.  <pre> <b>case</b> <b>when</b> "Candidate Regulations"."Gender"='Undisclosed' <b>then</b> 'Undisc.' <b>when</b> "Candidate Regulations"."Gender" <b>is not null</b> <b>then</b> <b>replace</b>("Candidate Regulations"."Gender",'Gender - ','') <b>else</b> 'Not Specified' <b>end</b>                     </pre>
# Submissions	"Candidate Counts"."# Submissions"

## Filters

Name
Historical Reference Status Name is equal to / is in Hired; 1st Interview; Declined; Rejected; Reviewed; Offer; New
Is Max Standard USA EEO Form With Answer is equal to / is in Yes
OR
Gender is null
Submission Is Completed is equal to / is in Yes
Minimum Requirements Met is equal to / is in Yes
<a href="#">Recruiting - Summary Dashboard Prompt Listener</a>

## View Configurations

Name	Additional Information
All Values - Pct Stacked	Bars: # Submissions  Group By: Status  Vary Color By: Gender
Gender Specified - Pct Stacked	Bars: # Submissions  Group By: Status  Vary Color By: Gender (Specified)
All Values - Nb Log Stacked	Bars: # Submissions  Group By: Status  Vary Color By: Gender



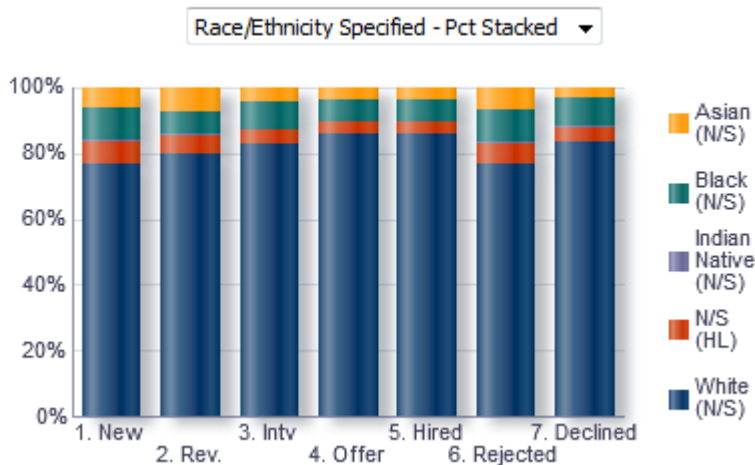
Name	Additional Information
Pivot Table	Measures: # Submissions Rows: Status Columns: Gender

## Recruiting - EEO Race By Stage Summary

The chart displays a distribution of candidates by race/ethnicity and historical recruiting status.

### Race/Ethnicity By Stage

#### Race/Ethnicity By Stage



### Configuration

Name	Syntax
Status	<pre> <b>case</b>   <b>when</b> "Submission CSW Status - Historical"."Historical Reference Status Name"     = 'New'   <b>then</b> '1. New'   <b>when</b> "Submission CSW Status - Historical"."Historical Reference Status Name"     = 'Reviewed'   <b>then</b> '2. Rev.'   <b>when</b> "Submission CSW Status - Historical"."Historical Reference Status Name"     = '1st Interview'   <b>then</b> '3. Intv'   <b>when</b> "Submission CSW Status - Historical"."Historical Reference Status Name"     = 'Offer'   <b>then</b> '4. Offer'                     </pre>

Name	Syntax
	<pre> when "Submission CSW Status - Historical"."Historical Reference Status Name" = 'Hired' then '5. Hired' when "Submission CSW Status - Historical"."Historical Reference Status Name" = 'Rejected' then '6. Rejected' when "Submission CSW Status - Historical"."Historical Reference Status Name" = 'Declined' then '7. Declined' end                     </pre>
Race	<pre> case when "Candidate Regulations"."Race"='Undisclosed' then 'Undisc.' when "Candidate Regulations"."Race"='Not Specified' then 'N/S' when "Candidate Regulations"."Race" is not null then replace("Candidate Regulations"."Race",'Race - ','') else 'N/S' end    ' ('    case when "Candidate Regulations"."Ethnicity"='Undisclosed' then 'Undisc.' when "Candidate Regulations"."Ethnicity"='Ethnicity - Not Hispanic Latino' then 'NHL' when "Candidate Regulations"."Ethnicity"='Ethnicity - Hispanic Latino' then 'HL' when "Candidate Regulations"."Ethnicity" is not null then replace("Candidate Regulations"."Ethnicity",'Ethnicity - ','') else 'N/S' end    ') '                     </pre>
Race (Specified)	<p>Selection Steps are used to remove N/S (N/S) and Undisc (N/S) values.</p> <pre> case when "Candidate Regulations"."Race"='Undisclosed' then 'Undisc.' when "Candidate Regulations"."Race"='Not Specified' then 'N/S' when "Candidate Regulations"."Race" is not null then replace("Candidate Regulations"."Race",'Race - ','') else 'N/S' end    ' ('    case when "Candidate Regulations"."Ethnicity"='Undisclosed' then 'Undisc.' when "Candidate Regulations"."Ethnicity"='Ethnicity - Not Hispanic Latino' then 'NHL' when "Candidate Regulations"."Ethnicity"='Ethnicity - Hispanic Latino' then 'HL' when "Candidate Regulations"."Ethnicity" is not null then replace("Candidate Regulations"."Ethnicity",'Ethnicity - ','') else 'N/S' end    ') '                     </pre>
# Submissions	"Candidate Counts". "# Submissions"

## Filters

Name
Historical Reference Status Name is equal to / is in Hired; 1st Interview; Declined; Rejected; Reviewed; Offer; New
Is Max Standard USA EEO Form With Answer is equal to / is in Yes
OR
Race is null
Submission Is Completed is equal to / is in Yes
Minimum Requirements Met is equal to / is in Yes
<a href="#">Recruiting - Summary Dashboard Prompt Listener</a>

## View Configurations

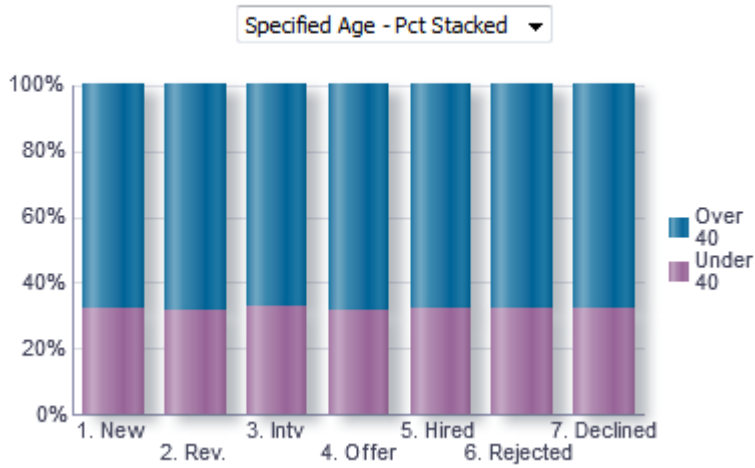
Name	Additional Information
All Values - Pct Stacked	Bars: # Submissions Group By: Status Vary Color By: Race
Race/ Ethnicity Specified - Pct Stacked	Bars: # Submissions Group By: Status Vary Color By: Race (Specified)
All Values - Nb Log Stacked	Bars: # Submissions Group By: Status Vary Color By: Race
Pivot Table	Measures: # Submissions Rows: Status Columns: Race

## Recruiting - Candidate Age by Stage Summary

The chart displays a distribution of candidates by age band and historical recruiting status.

## Candidate Age Band By Stage

### Candidate Age Band By Stage



## Report Fields

Name	Syntax
Status	<pre> case   when "Submission CSW Status - Historical"."Historical Reference Status Name"     = 'New'   then '1. New'   when "Submission CSW Status - Historical"."Historical Reference Status Name"     = 'Reviewed'   then '2. Rev.'   when "Submission CSW Status - Historical"."Historical Reference Status Name"     = '1st Interview'   then '3. Intv'   when "Submission CSW Status - Historical"."Historical Reference Status Name"     = 'Offer'   then '4. Offer'   when "Submission CSW Status - Historical"."Historical Reference Status Name"     = 'Hired'   then '5. Hired'   when "Submission CSW Status - Historical"."Historical Reference Status Name"     = 'Rejected'   then '6. Rejected'   when "Submission CSW Status - Historical"."Historical Reference Status Name"     = 'Declined'   then '7. Declined' end                     </pre>
Age	<pre> case                     </pre>

Name	Syntax
	<pre> when TimeStampDiff(SQL_TSI_YEAR,"Candidate Identification"."Date of Birth","Submission Dates"."Submission Completed Date") &lt; 40 then 'Under 40' when TimeStampDiff(SQL_TSI_YEAR,"Candidate Identification"."Date of Birth","Submission Dates"."Submission Completed Date") &gt;= 40 then 'Over 40' else 'N/S' end </pre>
Age (Specified)	<p>Selection Steps are utilized to remove N/S records.</p> <pre> case when TimeStampDiff(SQL_TSI_YEAR,"Candidate Identification"."Date of Birth","Submission Dates"."Submission Completed Date") &lt; 40 then 'Under 40' when TimeStampDiff(SQL_TSI_YEAR,"Candidate Identification"."Date of Birth","Submission Dates"."Submission Completed Date") &gt;= 40 then 'Over 40' else 'N/S' end </pre>
# Submissions	"Candidate Counts"."# Submissions"

## Filters

Name
Historical Reference Status Name is equal to / is in Hired; 1st Interview; Declined; Rejected; Reviewed; Offer; New
Submission Is Completed is equal to / is in Yes
Minimum Requirements Met is equal to / is in Yes
<a href="#">Recruiting - Summary Dashboard Prompt Listener</a>

## View Configurations

Name	Additional Information
All Values - Pct Stacked	<p>Bars: # Submissions</p> <p>Group By: Status</p> <p>Vary Color By: Age</p>
Specified Age - Pct Stacked	<p>Bars: # Submissions</p> <p>Group By: Status</p> <p>Vary Color By: Age (Specified)</p>
All Values - Nb Log Stacked	<p>Bars: # Submissions</p> <p>Group By: Status</p> <p>Vary Color By: Age</p>

Name	Additional Information
Pivot Table	Measures: # Submissions Rows: Status Columns: Age

## Open Requisitions

The dashboard displays a series charts and KPIs related to currently open requisitions, enabling users to consume an at a glance view of in process Recruiting activity. The charts/KPIs include open requisition summary tiles, open requisition counts, open requisition aging and candidate pipeline. The visualizations are filterable by a set of common filters and can be analyzed in different ways.

**Column 1**

**Section 1**

**1**   
 Recruiting - Open Req Dashboard Prompt

**Section 2**

**2**   
 Recruiting - Open Reqs Tiles  
 Compound View

**Section 3**

**3**   
 Recruiting - Open Reqs By Dim  
 Compound View

**4**   
 Recruiting - Open Req Aging  
 Compound View

**Section 4**

**5**   
 Recruiting - Pipeline Summary  
 Compound View

Component	Name
1	<i>Recruiting - Open Req. Dashboard Prompt</i>
2	<i>Recruiting - Open Reqs Tiles</i>
3	<i>Recruiting - Open Reqs By Dim</i>
4	<i>Recruiting - Open Req Aging</i>
5	<i>Recruiting - Pipeline Summary</i>

## Recruiting - Open Reqs Tiles

The summary is comprised of tiles outlining key measures pertaining to open requisitions.



[Edit](#) - [Refresh](#) - [Print](#) - [Export](#) - [Add to Briefing Book](#)

## Report Columns

Name	Syntax
Organization Level1 Name	"Requisition Organization"."Organization Level1 Name"
# Requisitions	"Requisition Counts"."# Requisitions"
# Requisitions by Recruiter	"Requisition Counts"."# Requisitions By Recruiter"
	<p>*Requisitions by Recruiter gives both the information about # of requisitions by recruiter and has conditional formatting to help identify when a recruiter may be over or under worked.</p> <p>If # Requisitions by Recruiter is between 0 and 5 then Yellow background</p> <p>If # Requisitions by Recruiter is between 12 and 20 then Yellow background</p> <p>If # Requisitions by Recruiter is between 5 and 12 then Green background</p> <p>If # Requisitions by Recruiter is greater than or equal to 20 then Red background</p>
# Submissions Currently New	"Candidate Counts"."# Submissions Currently New"
# Submissions Currently Active	<pre>"Candidate Counts"."# Submissions Currently In 1st Intv." + "Candidate Counts"."# Submissions Currently In 2nd Intv." + "Candidate Counts"."# Submissions Currently In 3rd Intv." + "Candidate Counts"."# Submissions Currently In Offer" + "Candidate Counts"."# Submissions Currently in Review" + "Candidate Counts"."# Submissions Currently In Testing"</pre>
Req. Aging	<pre>Avg(TIMESTAMPDIFF(SQL_TSI_DAY, "Requisition Dates"."First Sourced Date", CURRENT_TIMESTAMP))</pre> <p>*Req. Aging gives both the information about requisition aging and has conditional formatting to help identify when a requisition might be getting stale.</p> <p>If Req. Aging is greater than or equal to 70 then Red background</p> <p>If Req. Aging is between 0 and 45 then Green background</p> <p>If Req. Aging is between 45 and 70 then Yellow background</p>
# Offers Extended	<pre>COUNT(CASE WHEN "Submission Job Offer"."Status"='Extended' THEN "Submission General Info"."Submission Identifier" END)</pre>



## Report Filters

Name
Current Status is equal to / is in Sourcing
Has Unlimited Openings is equal to / is in No
<a href="#">Recruiting - Open Req. Dashboard Prompt Listener</a>

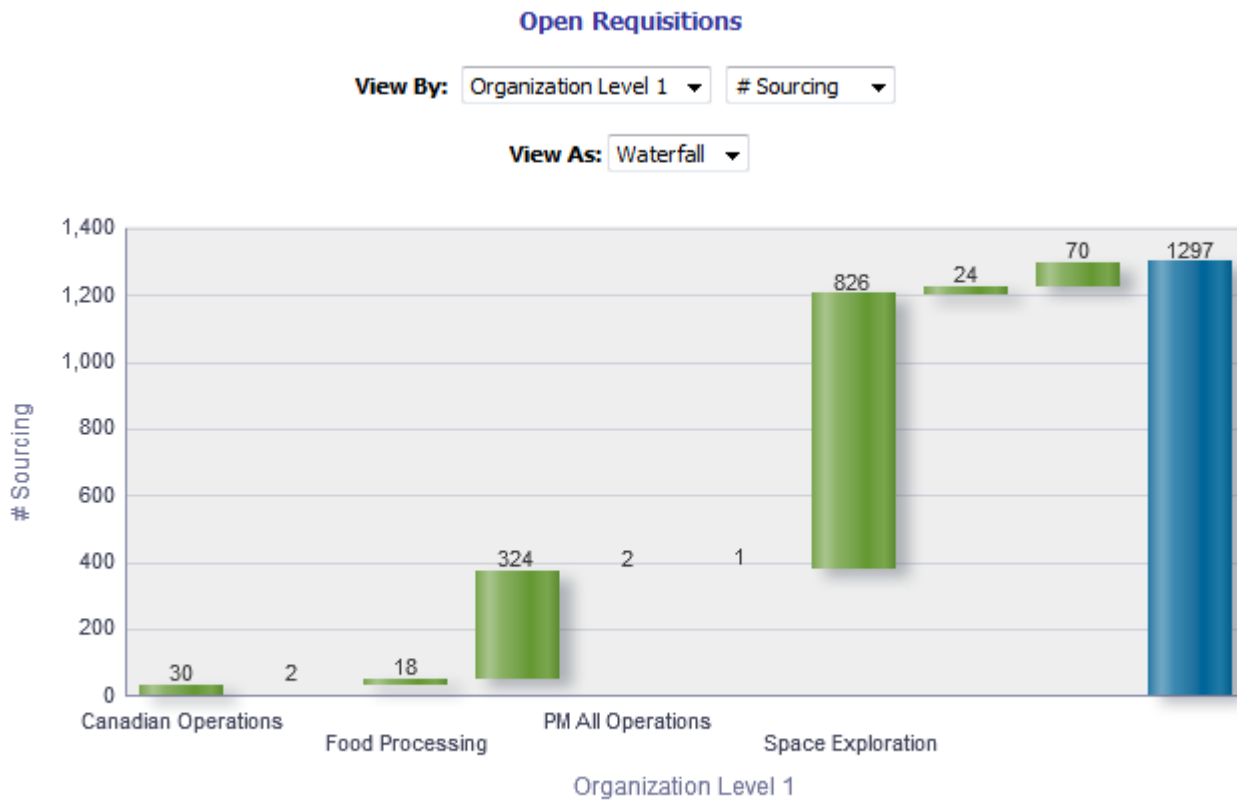
## Report Tile Views

Measure	Name	Description
# Requisitions	# Open Reqs.	Currently open requisitions
# Requisitions by Recruiter	Reqs / Recruiter	# Open requisitions by recruiter.
Req. Aging	Avg Days Open	Avg. Aging of requisitions (from sourcing date till now.)
# Submissions Currently Active	# Active Apps	Returns the number of distinct submissions currently active in the hiring process.
# Submissions Currently New	# New Apps	Returns the number of submissions currently in the "New" status

## Recruiting - Open Reqs by Dim

The chart displays a summary of open requisitions by various dimensions.

## Open Requisitions



[Edit](#) - [Refresh](#) - [Print](#) - [Export](#) - [Add to Briefing Book](#)

View By: Column 1 - Dimensions

Name	Syntax
Organization Level 1 Name	"Requisition Organization"."Organization Level1 Name"
Organization Level 2 Name	"Requisition Organization"."Organization Level2 Name"
Location Level 1 Name	"Requisition Primary Location"."Location Level1 Name"
Location Level 2 Name	"Requisition Primary Location"."Location Level2 Name"
Job Field Level 1 Name	"Requisition Job Field"."Job Field Level1 Name"
Job Field Level 2 Name	"Requisition Job Field"."Job Field Level2 Name"
Hiring Manager	"Requisition Hiring Manager"."Hiring Manager Name"
Recruiter	"Requisition Recruiter"."Recruiter Name"
Job Level	"Requisition Profile"."Req. Job Level"
Job Type	"Requisition Profile"."Req. Job Type"
Justification	"Requisition Identification"."Justification"

## View By: Column 2 - Fact

Name	Syntax
# Sourcing	"Requisition Counts"."# Requisitions Currently Sourcing"
# On Hold	"Requisition Counts"."# Requisitions Currently On Hold"
# Approved	"Requisition Counts"."# Requisitions Currently Approved"

## View Configurations

View	Additional Information
Waterfall	Group By: Column 1 - Dimensions Measures: Column 2 - Facts
Pie	Slices: Column 1 - Dimensions Slice Size: Column 2 - Facts
Column	Group By: Column 1 - Dimensions Bars: Column 2 - Facts
Table	Columns and Measures: Column 1 - Dimensions, Column 2 - Facts

## Report Filters

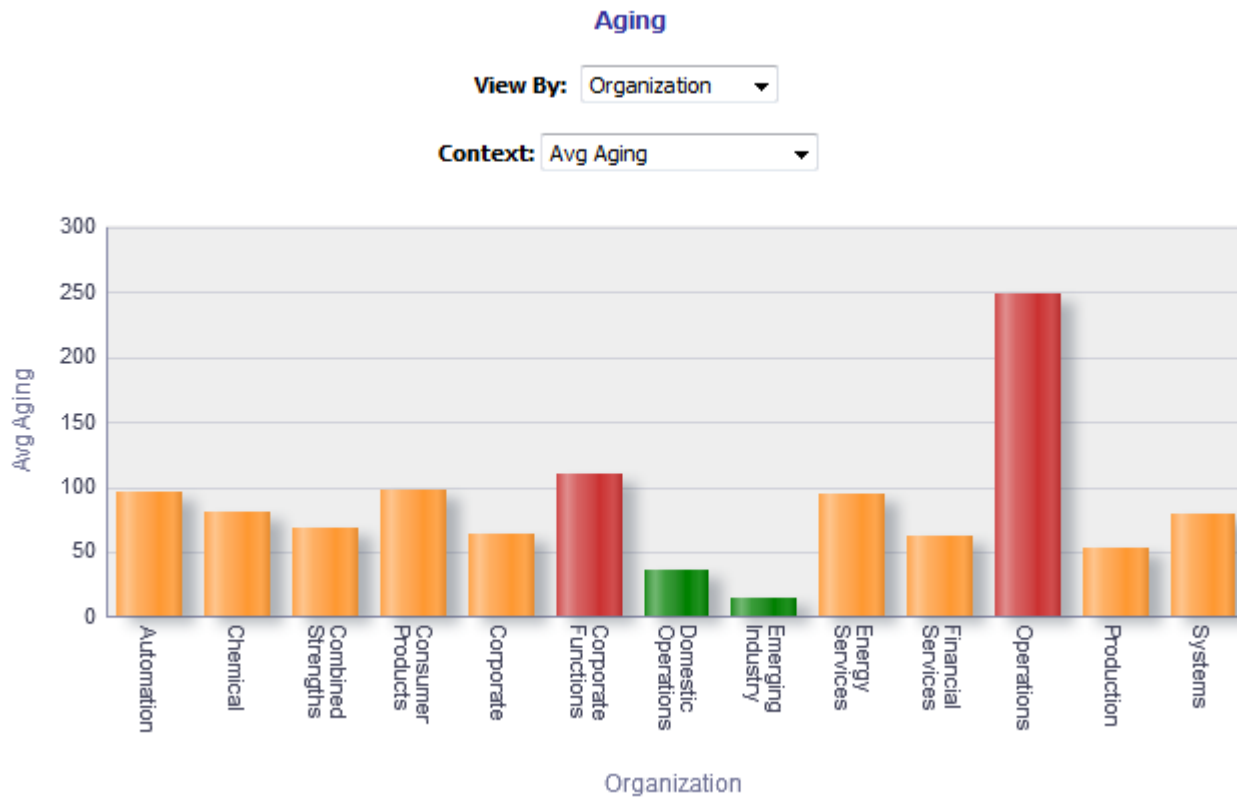
Short sentence or paragraph to describe the configuration table.

Name
Current Status is equal to / is in Sourcing; Approved; On Hold
Has Unlimited Openings is equal to / is in No
<a href="#">Recruiting - Open Req. Dashboard Prompt Listener</a>

## Recruiting - Open Req Aging

The chart outlines aging of open requisitions across various dimensions.

## Aging



## Report Columns

Short sentence or paragraph to describe the configuration table.

Type Permission	
Name	Location
Dimensions	
Avg Aging	<code>Avg(TIMESTAMPDIFF(SQL_TSI_DAY, "Requisition Dates"."First Sourced Date", CURRENT_TIMESTAMP))</code>
# Open 0-45 Days	<code>count(distinct case when TIMESTAMPDIFF(SQL_TSI_DAY, "Requisition Dates"."First Sourced Date", CURRENT_TIMESTAMP) between 0 and 45 then "Requisition Identification"."Req. Identifier" end)</code>
# Open 45-100 Days	<code>count(distinct case when TIMESTAMPDIFF(SQL_TSI_DAY, "Requisition Dates"."First Sourced Date", CURRENT_TIMESTAMP) between 45 and 100 then "Requisition Identification"."Req. Identifier" end)</code>
# Open 100-150 Days	<code>count(distinct case when TIMESTAMPDIFF(SQL_TSI_DAY, "Requisition Dates"."First Sourced Date", CURRENT_TIMESTAMP) between 100 and 150 then "Requisition Identification"."Req. Identifier" end)</code>

Type Permission	
Name	Location
# Open 150+ Days	<code>count(distinct case when TIMESTAMPDIFF(SQL_TSI_DAY, "Requisition Dates"."First Sourced Date", CURRENT_TIMESTAMP) &gt;= 150 then "Requisition Identification"."Req. Identifier" end)</code>

### View By: Dimensions

Short sentence or paragraph to describe the configuration table.

Name	Syntax
Organization Level 1 Name	"Requisition Organization"."Organization Level1 Name"  *Interaction:Requisition Details, Candidate Details
Organization Level 2 Name	"Requisition Organization"."Organization Level2 Name"  *Interaction:Requisition Details, Candidate Details
Location Level 1 Name	"Requisition Primary Location"."Location Level1 Name"  *Interaction:Requisition Details, Candidate Details
Location Level 2 Name	"Requisition Primary Location"."Location Level2 Name"  *Interaction:Requisition Details, Candidate Details
Job Field Level 1 Name	"Requisition Job Field"."Job Field Level1 Name"  *Interaction:Requisition Details, Candidate Details
Job Field Level 2 Name	"Requisition Job Field"."Job Field Level2 Name"  *Interaction:Requisition Details, Candidate Details
Hiring Manager	"Requisition Hiring Manager"."Hiring Manager Name"  *Interaction:Requisition Details, Candidate Details
Recruiter	"Requisition Recruiter"."Recruiter Name"  *Interaction:Requisition Details, Candidate Details
Job Level	"Requisition Profile"."Req. Job Level"  *Interaction:Requisition Details, Candidate Details
Job Type	"Requisition Profile"."Req. Job Type"  *Interaction:Requisition Details, Candidate Details

Name	Syntax
Justification	"Requisition Identification"."Justification"  *Interaction:Requisition Details, Candidate Details
Organization Level 1 Name (Drill)	"Requisition Organization"."Organization Level1 Name"
Location Level 1 Name (Drill)	"Requisition Primary Location"."Location Level1 Name"
Job Field Level 1 Name (Drill)	"Requisition Job Field"."Job Field Level1 Name"

## View Configurations

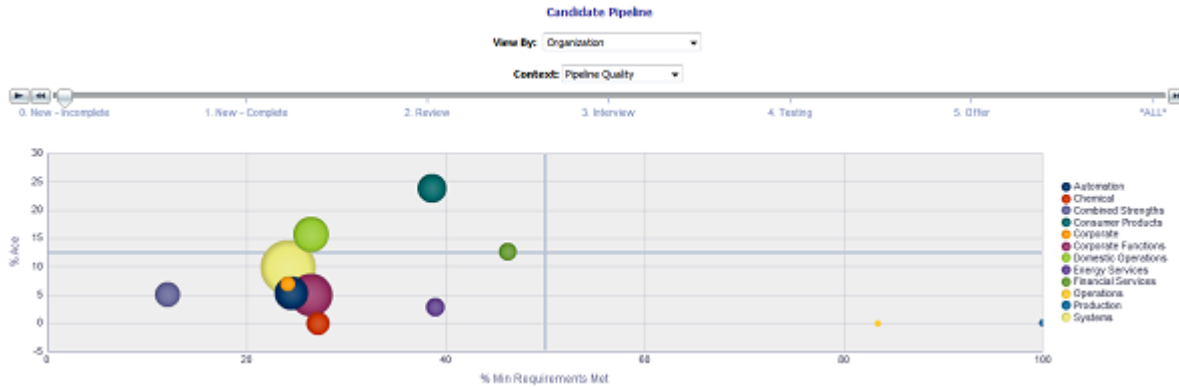
Context	Additional Information
Avg Aging	Group By: Dimension  Bars: Avg Aging  This view has conditional formatting based on average aging. When average aging is between 0 and 45 the bars will be green. When average aging is between 45 and 100 the bars will be orange. When average aging is between 100 and 150 the bars will be red. When average aging is greater than or equal to 150 the bars will be red.
# Reqs by Aging Band	Group By: Dimension  Areas: #Open 0-45 Days, # Open 45-100 Days, # Open 100-150 Days, # Open 150+ Days
Pareto of Urgent Reqs	Group By: Dimension  Measures: # Open 150+ Days

## Report Filters

Name
Current Status is equal to / is in Sourcing
Has Unlimited Openings is equal to / is in No
<a href="#">Recruiting - Open Req. Dashboard Prompt Listener</a>

## Recruiting - Pipeline Summary

The chart provides a quantitative and qualitative summary of the candidate pipeline on requisitions across various dimensions.



## Report Columns

Name	Syntax
Dimension	
Status	<p>Statuses are binned into the following categories: 0. New - Incomplete, 1. New - Complete, 2. Review, 3. Interview, 4. Testing, 5. Offer, NS.</p> <pre> CASE WHEN "Submission CSW Status - Current"."Current Reference Status Name"    ' - '    "Submission General Info"."Submission Is Completed" = 'New - No' THEN '0. New - Incomplete' WHEN "Submission CSW Status - Current"."Current Reference Status Name"    ' - '    "Submission General Info"."Submission Is Completed" = 'New - Yes' THEN '1. New - Complete' WHEN "Submission CSW Status - Current"."Current Reference Status Name"    ' - '    "Submission General Info"."Submission Is Completed" IN ('Reviewed - No', 'Reviewed - Yes') THEN '2. Review' WHEN "Submission CSW Status - Current"."Current Reference Status Name"    ' - '    "Submission General Info"."Submission Is Completed" IN ('1st Interview - No', '1st Interview - Yes') THEN '3. Interview' WHEN "Submission CSW Status - Current"."Current Reference Status Name"    ' - '    "Submission General Info"."Submission Is Completed" IN ('Testing - No', 'Testing - Yes') THEN '4. Testing' WHEN "Submission CSW Status - Current"."Current Reference Status Name"    ' - '    "Submission General Info"."Submission Is Completed" = 'Offer - Yes' THEN '5. Offer' ELSE 'NS' END                     </pre>
# Submissions	"Candidate Counts".# Submissions"
# New Complete	<pre> FILTER("Candidate Counts"."# Submissions Currently New" USING (("Submission General Info"."Submission Is Completed"='Yes') AND ("Submission Prescreening Results"."Minimum Requirements Met"='Yes')))                     </pre>
# New Incomplete	<pre> FILTER("Candidate Counts"."# Submissions Currently New" USING (("Submission General Info"."Submission Is Completed"='No')                     </pre>

Name	Syntax
	<b>AND ("Submission Prescreening Results"."Minimum Requirements Met"='Yes' ) )</b>
# Review	"Candidate Counts"."# Submissions Currently in Review"
# Intv.	"Candidate Counts"."# Submissions Currently In 1st Intv."
# Offer	"Candidate Counts"."# Submissions Currently In Offer"
# Testing	"Candidate Counts"."# Submissions Currently In Testing"
% Ace	cast("Candidate Counts"."# Submissions Ace"/"Candidate Counts"."# Submissions" as double) * 100
% Min Requirements Met	cast("Candidate Counts"."# Submissions Min. Requirements Met" / "Candidate Counts"."# Submissions" as double) * 100

### View By: Dimension

Short sentence or paragraph to describe the configuration table.

Name	Syntax
Organization Level 1 Name	"Requisition Organization"."Organization Level1 Name"
Organization Level 2 Name	"Requisition Organization"."Organization Level2 Name"
Location Level 1 Name	"Requisition Primary Location"."Location Level1 Name"
Location Level 2 Name	"Requisition Primary Location"."Location Level2 Name"
Job Field Level 1 Name	"Requisition Job Field"."Job Field Level1 Name"
Job Field Level 2 Name	"Requisition Job Field"."Job Field Level2 Name"
Hiring Manager	"Requisition Hiring Manager"."Hiring Manager Name"
Recruiter	"Requisition Recruiter"."Recruiter Name"
Job Level	"Requisition Profile"."Req. Job Level"
Job Type	"Requisition Profile"."Req. Job Type"
Justification	"Requisition Identification"."Justification"
Degree	"Submission Education History"."Submission Education Degree Type"
Source Type	"Submission Source"."Submission Source Type (Display As)"
Internal/External Submission	<b>CASE WHEN "Submission General Info"."Submission Is Internal" = 'Yes' THEN 'Internal' ELSE 'External' END</b>
Submission Medium	"Submission General Info"."Submission Medium"
Gender	"Candidate Regulations"."Gender"
Race	"Candidate Regulations"."Race"



## View Configurations

Name	Additional Information
Pipeline Quality	Horizontal Axis: % Min Requirements Met XY(Vertical Axis): % Ace XY(Bubble Size): # Submissions Vary Color By: Dimension
Submissions by Stage	Bars: # New Incomplete, # New Complete, # Review, # Intv., # Testing, # Offer Group By: Dimension

## Report Filters

Name
Current Status is equal to / is in Sourcing
Has Unlimited Openings is equal to / is in No
Current Reference Status Name is equal to / is in 1st Interview; New; Reviewed; Testing; Offer
<a href="#">Recruiting - Open Req. Dashboard Prompt Listener</a>

## Source Analysis

The dashboard provides an in depth view pertaining to source efficiency and effectiveness. The charts include source yield, candidate stage conversion, source efficiency analysis, top 5 source trends by stage and source volume/conversion rate trends. The visualizations are filterable by a set of common filters and can be analyzed in different ways.

Column 1

Section 1

1



Recruiting - Summary Dashboard Prompt

2



Recruiting - Source Type And Source Dashboard Prompt

Section 2

3



Recruiting - Source Yield  
Compound View

4



Recruiting - CSW Funnel (Source Dashboard)  
Compound View

Section 3

5



Recruiting - Source Efficiency Analysis  
Compound View

Section 4

6



Recruiting - Source Yield Top Sources Trend (Pie Trellis)  
Compound View

7



Recruiting - Source Yield Stats (Line Trellis)  
Compound View

Component	Name
1	<a href="#">Recruiting - Summary Dashboard Prompt</a>
2	<a href="#">Recruiting - Source Type and Source Dashboard Prompt</a>
3	<a href="#">Recruiting - Source Yield</a>
4	<a href="#">Recruiting - CSW Funnel (Source Dashboard)</a>
5	<a href="#">Recruiting - Source Efficiency Analysis</a>
6	<a href="#">Recruiting - Source Yield Top Sources Trend (Pie Trellis)</a>
7	<a href="#">Recruiting - Source Yield Stats (Line Trellis)</a>

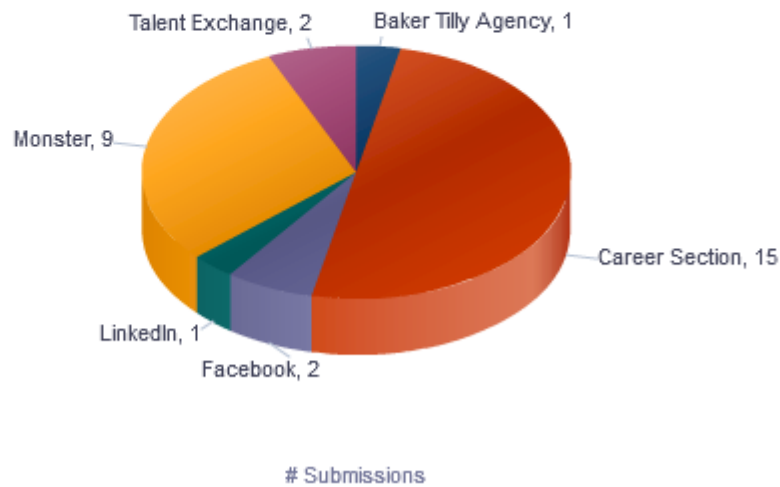
## Recruiting - Source Yield

The chart displays the top 5 sources based on various candidate measures.

### Top Sources

#### Top Sources

Stage



### Selected Columns

Name	Syntax
Stage (Data Identifier)	Each of the 6 unioned criteria has a unique data identifier.
Source Type	"Submission Source"."Submission Source Type (Display As)"
Submission Source	"Submission Source"."Submission Source (BL)"
# Submissions	The value used for # of submissions varies based on stage.

## Unique Columns/Filters

Data Identifier	# Submissions	Additional Filter(s)
'1. All Submissions'	"Candidate Counts"."# Submissions"	
'2. Completed Submissions'	"Candidate Counts"."# Submissions"	Submission Is Completed is equal to / is in Yes
'4. Interviewed'	"Candidate Counts"."# Submissions Reached 1st Intv."	
'3. Reviewed'	"Candidate Counts"."# Submissions Reached Reviewed"	
'5. Hired'	"Candidate Counts"."# Submissions Currently Hired"	
'6. Hires Ace'	"Candidate Counts"."# Submissions Currently Hired"	Is Ace is equal to /is in Yes

## Filters

Name
Submission Source Type (Display As) is not null
# Submissions is in top 10
Submission Source (BL) is prompted
Submission Source (Display As) is prompted
<a href="#">Recruiting - Summary Dashboard Prompt Listener</a>

## Pie Graph Configuration

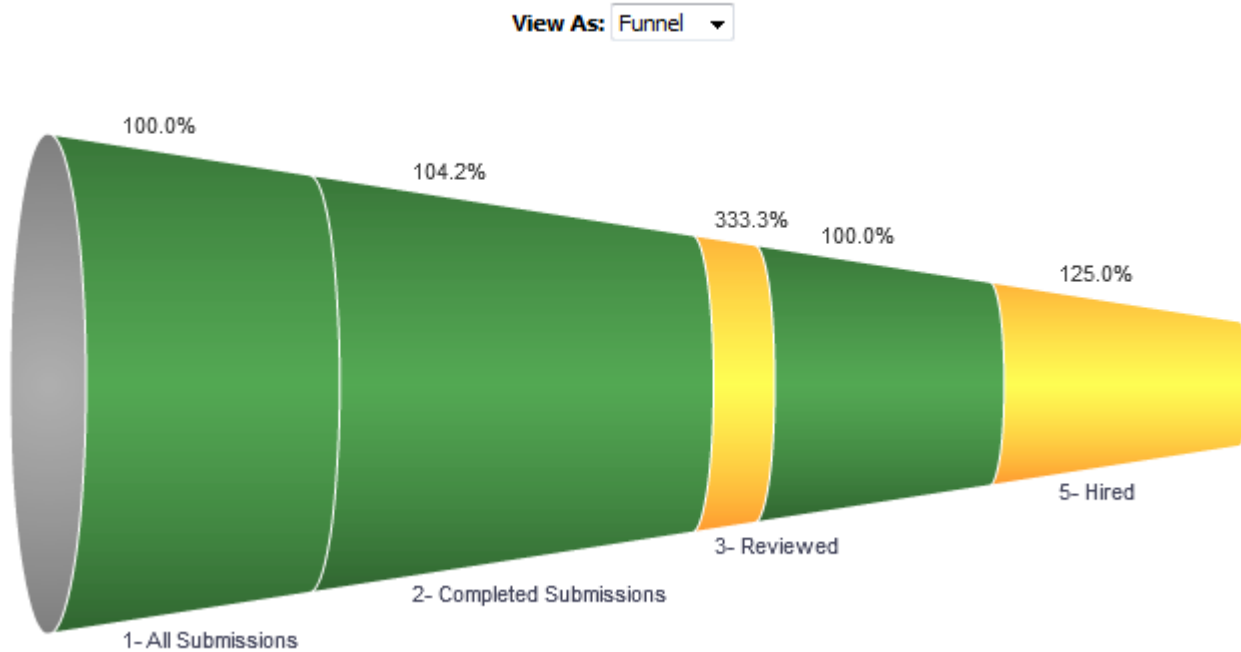
Name	Details
Graph Prompt	Stage
Slice Size	# Submissions
Slices	Submission Source (BL)

## Recruiting - CSW Funnel (Source Dashboard)

The chart reveals health indicators based on candidate conversion rates across the key standard reference recruiting statuses.

## Stage Conversion

### Stage Conversion



## Report Columns

Name	Syntax
Stage	<pre> CASE   WHEN "Submission CSW Status - Historical"."Historical Reference Status Name"    ' - '    "Submission General Info"."Submission Is Completed" = 'New - No'   THEN '1- All Submissions'   WHEN "Submission CSW Status - Historical"."Historical Reference Status Name"    ' - '    "Submission General Info"."Submission Is Completed" = 'New - Yes'   THEN '2- Completed Submissions'   WHEN "Submission CSW Status - Historical"."Historical Reference Status Name"    ' - '    "Submission General Info"."Submission Is Completed" IN ('Reviewed - No', 'Reviewed - Yes')   THEN '3- Reviewed'   WHEN "Submission CSW Status - Historical"."Historical Reference Status Name"    ' - '    "Submission General Info"."Submission Is Completed" IN ('1st Interview - No', '1st Interview - Yes')   THEN '4- Interviewed'   WHEN "Submission CSW Status - Historical"."Historical Reference Status Name"    ' - '    "Submission General Info"."Submission Is Completed" IN ('Hired - No', 'Hired - Yes')   THEN '5- Hired'   ELSE "Submission CSW Status - Historical"."Historical Reference Status Name"    ' - '    "Submission General Info"."Submission Is Completed" END                     </pre>
# Submissions	<pre> CASE   when CASE                     </pre>

Name	Syntax
	<pre> WHEN "Submission CSW Status - Historical"."Historical Reference Status Name"    ' - '    "Submission General Info"."Submission Is Completed" = 'New - No' THEN 'All Submissions' WHEN "Submission CSW Status - Historical"."Historical Reference Status Name"    ' - '    "Submission General Info"."Submission Is Completed" = 'New - Yes' THEN 'Completed Submissions' WHEN "Submission CSW Status - Historical"."Historical Reference Status Name"    ' - '    "Submission General Info"."Submission Is Completed" IN ('Reviewed - No', 'Reviewed - Yes') THEN 'Reviewed' WHEN "Submission CSW Status - Historical"."Historical Reference Status Name"    ' - '    "Submission General Info"."Submission Is Completed" IN ('1st Interview - No', '1st Interview - Yes') THEN 'Interviewed' WHEN "Submission CSW Status - Historical"."Historical Reference Status Name"    ' - '    "Submission General Info"."Submission Is Completed" IN ('Hired - No', 'Hired - Yes') THEN 'Hired' ELSE "Submission CSW Status - Historical"."Historical Reference Status Name"    ' - '    "Submission General Info"."Submission Is Completed" END &lt;&gt; 'All Submissions' THEN "Candidate Counts"."# Submissions" ELSE EVALUATE('LEAD(%1,1) OVER (ORDER BY 1)', "Candidate Counts"."# Submissions") + "Candidate Counts"."# Submissions" END                     </pre>

Target	
	<pre> IFNULL( ( (MSUM (CASE when CASE WHEN "Submission CSW Status - Historical"."Historical Reference Status Name"    ' - '    "Submission General Info"."Submission Is Completed" = 'New - No' THEN 'All Submissions' WHEN "Submission CSW Status - Historical"."Historical Reference Status Name"    ' - '    "Submission General Info"."Submission Is Completed" = 'New - Yes' THEN 'Completed Submissions' WHEN "Submission CSW Status - Historical"."Historical Reference Status Name"    ' - '    "Submission General Info"."Submission Is Completed" IN ('Reviewed - No', 'Reviewed - Yes') THEN 'Reviewed' WHEN "Submission CSW Status - Historical"."Historical Reference Status Name"    ' - '    "Submission General Info"."Submission Is Completed" IN ('1st Interview - No', '1st Interview - Yes') THEN 'Interviewed' WHEN "Submission CSW Status - Historical"."Historical Reference Status Name"    ' - '    "Submission General Info"."Submission Is Completed" IN ('Hired - No', 'Hired - Yes') THEN 'Hired' ELSE "Submission CSW Status - Historical"."Historical Reference Status Name"    ' - '    "Submission General Info"."Submission Is Completed" END &lt;&gt; 'All Submissions' THEN "Candidate Counts"."# Submissions" ELSE EVALUATE('LEAD(%1,1) OVER (ORDER BY 1)', "Candidate Counts"."# Submissions") + "Candidate Counts"."# Submissions" END, 2) - CASE when CASE                     </pre>

Name	Syntax
	<pre> WHEN "Submission CSW Status - Historical"."Historical Reference Status Name"    ' - '    "Submission General Info"."Submission Is Completed" = 'New - No' THEN 'All Submissions' WHEN "Submission CSW Status - Historical"."Historical Reference Status Name"    ' - '    "Submission General Info"."Submission Is Completed" = 'New - Yes' THEN 'Completed Submissions' WHEN "Submission CSW Status - Historical"."Historical Reference Status Name"    ' - '    "Submission General Info"."Submission Is Completed" IN ('Reviewed - No', 'Reviewed - Yes') THEN 'Reviewed' WHEN "Submission CSW Status - Historical"."Historical Reference Status Name"    ' - '    "Submission General Info"."Submission Is Completed" IN ('1st Interview - No', '1st Interview - Yes') THEN 'Interviewed' WHEN "Submission CSW Status - Historical"."Historical Reference Status Name"    ' - '    "Submission General Info"."Submission Is Completed" IN ('Hired - No', 'Hired - Yes') THEN 'Hired' ELSE "Submission CSW Status - Historical"."Historical Reference Status Name"    ' - '    "Submission General Info"."Submission Is Completed" END &lt;&gt; 'All Submissions' THEN "Candidate Counts"."# Submissions" END) * CASE CASE WHEN "Submission CSW Status - Historical"."Historical Reference Status Name"    ' - '    "Submission General Info"."Submission Is Completed" = 'New - No' THEN '1- All Submissions' WHEN "Submission CSW Status - Historical"."Historical Reference Status Name"    ' - '    "Submission General Info"."Submission Is Completed" = 'New - Yes' THEN '2- Completed Submissions' WHEN "Submission CSW Status - Historical"."Historical Reference Status Name"    ' - '    "Submission General Info"."Submission Is Completed" IN ('Reviewed - No', 'Reviewed - Yes') THEN '3- Reviewed' WHEN "Submission CSW Status - Historical"."Historical Reference Status Name"    ' - '    "Submission General Info"."Submission Is Completed" IN ('1st Interview - No', '1st Interview - Yes') THEN '4- Interviewed' WHEN "Submission CSW Status - Historical"."Historical Reference Status Name"    ' - '    "Submission General Info"."Submission Is Completed" IN ('Hired - No', 'Hired - Yes') THEN '5- Hired' ELSE "Submission CSW Status - Historical"."Historical Reference Status Name"    ' - '    "Submission General Info"."Submission Is Completed" END WHEN '2- Completed Submissions' THEN 0.9 WHEN '3- Reviewed' THEN 0.1 WHEN '4- Interviewed' THEN 0.8 WHEN '5- Hired' THEN 0.5 ELSE 1 END) ,EVALUATE('LEAD(%1,1) OVER (ORDER BY 1)', "Candidate Counts"."# Submissions") + "Candidate Counts"."# Submissions")                     </pre>

% Converted  
 cast(  
 CASE when

Name	Syntax
	<pre> CASE WHEN "Submission CSW Status - Historical"."Historical Reference Status Name"    ' - '    "Submission General Info"."Submission Is Completed" = 'New - No' THEN 'All Submissions' WHEN "Submission CSW Status - Historical"."Historical Reference Status Name"    ' - '    "Submission General Info"."Submission Is Completed" = 'New - Yes' THEN 'Completed Submissions' WHEN "Submission CSW Status - Historical"."Historical Reference Status Name"    ' - '    "Submission General Info"."Submission Is Completed" IN ('Reviewed - No', 'Reviewed - Yes') THEN 'Reviewed' WHEN "Submission CSW Status - Historical"."Historical Reference Status Name"    ' - '    "Submission General Info"."Submission Is Completed" IN ('1st Interview - No', '1st Interview - Yes') THEN 'Interviewed' WHEN "Submission CSW Status - Historical"."Historical Reference Status Name"    ' - '    "Submission General Info"."Submission Is Completed" IN ('Hired - No', 'Hired - Yes') THEN 'Hired' ELSE "Submission CSW Status - Historical"."Historical Reference Status Name"    ' - '    "Submission General Info"."Submission Is Completed" END &lt;&gt; 'All Submissions' THEN "Candidate Counts"."# Submissions" ELSE EVALUATE('LEAD(%1,1) OVER (ORDER BY 1)', "Candidate Counts"."# Submissions") + "Candidate Counts"."# Submissions" END /(msum( CASE when CASE WHEN "Submission CSW Status - Historical"."Historical Reference Status Name"    ' - '    "Submission General Info"."Submission Is Completed" = 'New - No' THEN 'All Submissions' WHEN "Submission CSW Status - Historical"."Historical Reference Status Name"    ' - '    "Submission General Info"."Submission Is Completed" = 'New - Yes' THEN 'Completed Submissions' WHEN "Submission CSW Status - Historical"."Historical Reference Status Name"    ' - '    "Submission General Info"."Submission Is Completed" IN ('Reviewed - No', 'Reviewed - Yes') THEN 'Reviewed' WHEN "Submission CSW Status - Historical"."Historical Reference Status Name"    ' - '    "Submission General Info"."Submission Is Completed" IN ('1st Interview - No', '1st Interview - Yes') THEN 'Interviewed' WHEN "Submission CSW Status - Historical"."Historical Reference Status Name"    ' - '    "Submission General Info"."Submission Is Completed" IN ('Hired - No', 'Hired - Yes') THEN 'Hired' ELSE "Submission CSW Status - Historical"."Historical Reference Status Name"    ' - '    "Submission General Info"."Submission Is Completed" END END &lt;&gt; 'All Submissions' THEN "Candidate Counts"."# Submissions" ELSE EVALUATE('LEAD(%1,1) OVER (ORDER BY 1)', "Candidate Counts"."# Submissions") + "Candidate Counts"."# Submissions" END,2) - CASE when CASE WHEN "Submission CSW Status - Historical"."Historical Reference Status Name"    ' - '    "Submission General Info"."Submission Is Completed" = 'New - No' THEN 'All Submissions' </pre>



Name	Syntax
	<pre>                     WHEN "Submission CSW Status - Historical"."Historical Reference Status                     Name"    ' - '    "Submission General Info"."Submission Is Completed"                     = 'New - Yes'                     THEN 'Completed Submissions'                     WHEN "Submission CSW Status - Historical"."Historical Reference Status                     Name"    ' - '    "Submission General Info"."Submission Is Completed"                     IN ('Reviewed - No', 'Reviewed - Yes')                     THEN 'Reviewed'                     WHEN "Submission CSW Status - Historical"."Historical Reference Status                     Name"    ' - '    "Submission General Info"."Submission Is Completed"                     IN ('1st Interview - No', '1st Interview - Yes')                     THEN 'Interviewed'                     WHEN "Submission CSW Status - Historical"."Historical Reference Status                     Name"    ' - '    "Submission General Info"."Submission Is Completed"                     IN ('Hired - No', 'Hired - Yes')                     THEN 'Hired'                     ELSE "Submission CSW Status - Historical"."Historical Reference Status                     Name"    ' - '    "Submission General Info"."Submission Is Completed"                     END                     &lt;&gt; 'All Submissions'                     THEN "Candidate Counts". "# Submissions"                     ELSE EVALUATE('LEAD(%1,1) OVER (ORDER BY 1)', "Candidate Counts". "#                     Submissions") + "Candidate Counts". "# Submissions" END)                     as double) * 100                 </pre>

## Filters

Short sentence or paragraph to describe the configuration table.

Name
Historical Reference Status Name is equal to / is in New; Hired; 1st Interview; Reviewed
Submission Source Type (Display As) is prompted
Submission Source (BL) is prompted
<a href="#">Recruiting - Summary Dashboard Prompt Listener</a>

## View Configurations

Name	Additional Information
Funnel	Actual: # Submissions  Target: Target  Stage: Stage
Column	Bars: # Submissions, Target  Group By: Stage
Table	Columns and Measures: Stage, # Submissions, Target, % Converted

## Funnel Settings

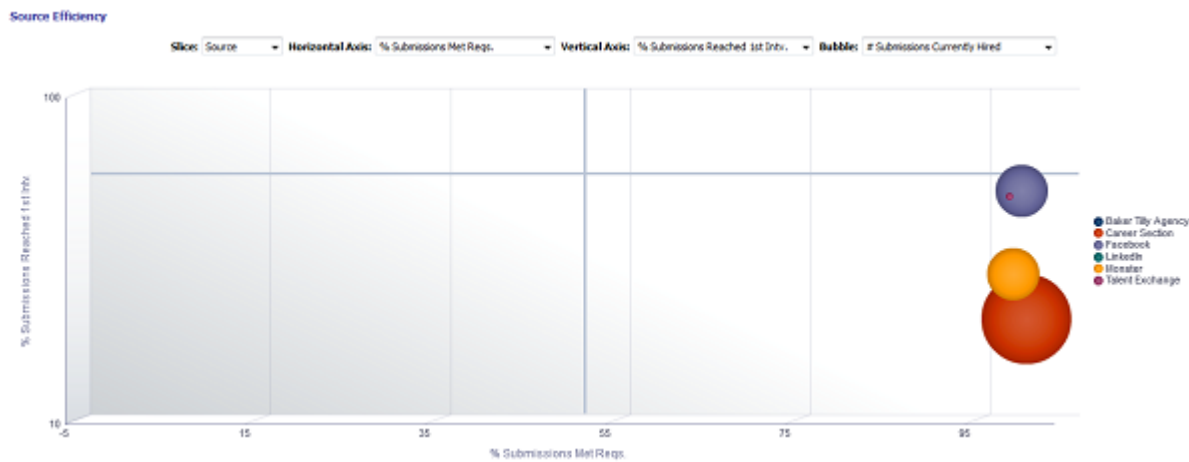
For this funnel, high values are desirable.

Threshold	Status
115	Exceeded Target
95	95% of Target
75	75% of Target
50	50 % Of Target

## Recruiting - Source Efficiency Analysis

The chart enables comparing of sources across various measures.

### Source Efficiency



### Selected Columns

Short sentence or paragraph to describe the configuration table.

Name	Syntax
Filled Period	EVALUATE('to_char(%1,%2)' as char,"Requisition Dates"."Latest Filled Date" , 'YYYY-MM')
Source Type	"Submission Source"."Submission Source Type (Display As)"
Slice	
# Submissions	"Candidate Counts"."# Submissions"
# Submissions Complete	"Candidate Counts"."# Submissions Complete"
# Apps Met Reqs.	FILTER("Candidate Counts"."# Submissions Min. Requirements Met" USING ("Submission General Info"."Submission Is Completed"='Yes'))
# Submissions Reached 1st Intv.	"Candidate Counts"."# Submissions Reached 1st Intv."

Name	Syntax
Horizontal Axis	
Vertical Axis	
Bubble	

## Filters

Name
Submission Source Type (Display As) is not null
Submission Source Type (Display As) is prompted
Submission Source (BL) is prompted
<a href="#">Recruiting - Summary Dashboard Prompt Listener</a>

## Slice

Name	Syntax
Source	"Submission Source"."Submission Source (BL)"
Source Type	"Submission Source"."Submission Source Type (Display As)"
Filled Period	EVALUATE('to_char(%1,%2)' as char,"Requisition Dates"."Latest Filled Date" , 'YYYY-MM')

## Horizontal/Vertical Axis

Type Permission	
Name	Syntax
% Submissions Met Reqs.	<pre>cast(   FILTER("Candidate Counts"."# Submissions Min.   Requirements Met"   USING ("Submission General Info"."Submission Is   Completed"='Yes'))   / "Candidate Counts"."# Submissions Complete"   as float) *100</pre>
% Submissions Complete	<pre>cast("Candidate Counts"."# Submissions Complete"/"Candidate Counts"."# Submissions" as float)*100</pre>
% Submissions Ace	<pre>cast(   FILTER("Candidate Counts"."# Submissions Ace"   USING ("Submission General Info"."Submission Is   Completed"='Yes'))   / "Candidate Counts"."# Submissions Complete"   as float) *100</pre>
% Submissions Reached Reviewed	<pre>cast("Candidate Counts"."# Submissions Reached Reviewed"/"Candidate Counts"."# Submissions Complete" as float)*100</pre>

Type Permission	
Name	Syntax
% Submissions Reached 1st Intv.	cast("Candidate Counts"."# Submissions Reached 1st Intv."/"Candidate Counts"."# Submissions Complete" as float)*100
% Submissions Reached Offer	cast("Candidate Counts"."# Submissions Reached Offer"/"Candidate Counts"."# Submissions Complete" as float)*100
% Submissions Reached Hired	cast("Candidate Counts"."# Submissions Currently Hired"/"Candidate Counts"."# Submissions Complete" as float)*100

## Bubble

Name	Syntax
# Submissions Currently Hired	"Candidate Counts"."# Submissions Currently Hired"
# Submissions Reached 1st Intv.	"Candidate Counts"."# Submissions Reached 1st Intv."
# Submissions Reached Offer	"Candidate Counts"."# Submissions Reached Offer"
# Submissions Ace	"Candidate Counts"."# Submissions Ace"
# Submissions Min. Requirements Met	"Candidate Counts"."# Submissions Min. Requirements Met"
# Submissions Complete	"Candidate Counts"."# Submissions Complete"
# Submissions Reached Reviewed	"Candidate Counts".""

## Bubble Graph Configuration

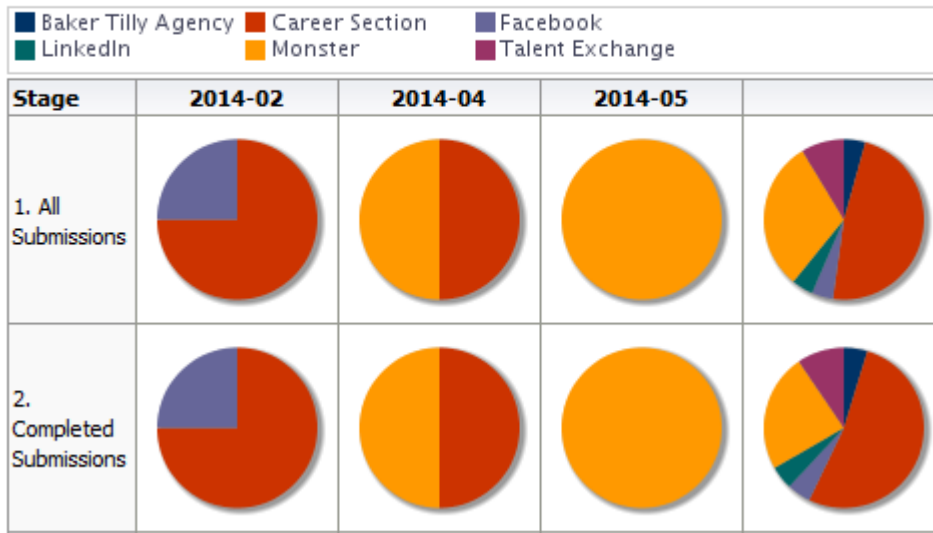
Name	Location
Horizontal Axis	Horizontal Axis
Vertical Axis	Vertical Axis
Bubble Size	Bubble
Vary Color By	Slice

## Recruiting - Source Yield Top Sources Trend (Pie Trellis)

The trellis provides a table view of pie charts displaying top 5 sources by stage conversion, enabling an at a glance view of top 5 source performance over time.

## Top 5 Source Trends By Stage

### Top 5 Source Trends By Stage



### Selected Columns

Name	Syntax
Stage (Data Identifier)	Each of the 6 unioned criteria has a unique data identifier.
Source Type	"Submission Source"."Submission Source Type (Display As)"
Submission Source	"Submission Source"."Submission Source (BL)"
# Submissions	The value used for # of submissions varies based on stage.
Filled Period	EVALUATE('to_char(%1,%2)' as char, "Requisition Dates"."Latest Filled Date",'YYYY-MM')

### Unique Columns/Filters

Data Identifier	# Submissions	Additional Filter(s)
'1. All Submissions'	"Candidate Counts"."# Submissions"	
'2. Completed Submissions'	"Candidate Counts"."# Submissions"	Submission Is Completed is equal to / is in Yes
'4. Interviewed'	"Candidate Counts"."# Submissions Reached 1st Intv."	
'3. Reviewed'	"Candidate Counts"."# Submissions Reached Reviewed"	
'5. Hired'	"Candidate Counts"."# Submissions Currently Hired"	
'6. Hires Ace'	"Candidate Counts"."# Submissions Currently Hired"	Is Ace is equal to /is in Yes

## Filters

Name
Submission Source Type (Display As) is not null
Rank("Candidate Counts". "# Submissions Currently Hired" By EVALUATE('to_char(%1,%2)' as char, "Requisition Dates"."Latest Filled Date", 'YYYY-MM')) is less than or equal to 5
Submission Source (BL) is prompted
Submission Source (Display As) is prompted
<a href="#">Recruiting - Summary Dashboard Prompt Listener</a>

## Trellis Configuration

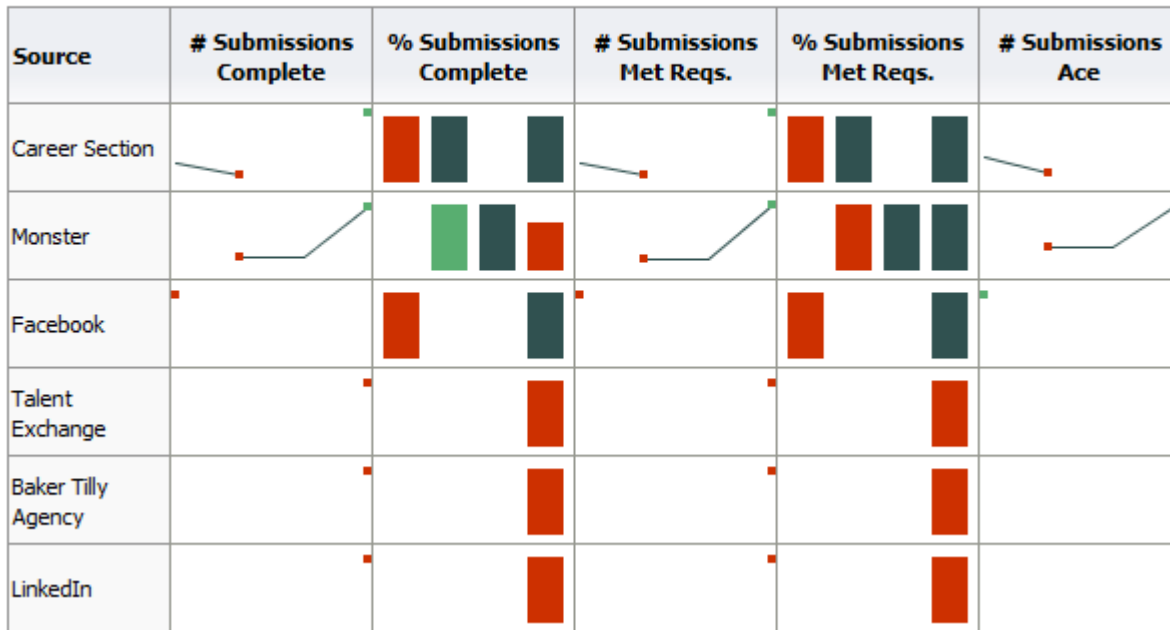
Name	Location
Columns	Latest Filled Date
Rows	Stage
View as	Pie
Slices	Submission Source (BL) # Submissions

## Recruiting - Source Yield Stats (Line Trellis)

The trellis provides a table view of trends for sources across a variety of measures.

## Source Volume and Conversion Rate Trends

### Source Volume And Conversion Rate Trends



### Selected Columns

Name	Syntax
Filled Period	EVALUATE('to_char(%1,%2)' as char,"Requisition Dates"."Latest Filled Date",'YYYY-MM')
Source Type	"Submission Source"."Submission Source Type (Display As)"
Source	"Submission Source"."Submission Source (BL)"
# Submissions Complete	"Candidate Counts"."# Submissions Complete"
# Submissions Met Reqs.	"Candidate Counts"."# Submissions Min. Requirements Met"
# Submissions Ace	"Candidate Counts"."# Submissions Ace"
# Submissions Reached 1st Intv.	"Candidate Counts"."# Submissions Reached 1st Intv."
# Submissions Hired	"Candidate Counts"."# Submissions Currently Hired"
# Ace Hires	FILTER("Candidate Counts"."# Submissions Currently Hired" USING ("Submission Prescreening Results"."Is Ace" = 'Yes'))
% Submissions Complete	cast("Candidate Counts"."# Submissions Complete"/"Candidate Counts"."# Submissions" as float) * 100
% Submissions Met Reqs.	cast(FILTER("Candidate Counts"."# Submissions Min. Requirements Met" USING ("Submission General Info"."Submission Is Completed"='Yes'))/"Candidate Counts"."# Submissions Complete" as float)*100
% Submissions Ace	cast(FILTER("Candidate Counts"."# Submissions Ace" USING ("Submission General Info"."Submission Is Completed" = 'Yes'))/"Candidate Counts"."# Submissions Complete" as float)*100

Name	Syntax
% Submissions Reached 1st Intv	cast("Candidate Counts"."# Submissions Reached 1st Intv."/"Candidate Counts"."# Submissions Complete" as float) * 100
% Submissions Hired	cast("Candidate Counts"."# Submissions Currently Hired"/"Candidate Counts"."# Submissions Complete" as float) * 100
% Ace Hires	<b>cast(   FILTER("Candidate Counts"."# Submissions Currently Hired"   USING ("Submission Prescreening Results"."Is Ace"='Yes'))   /"Candidate Counts"."# Submissions Ace" as float) * 100</b>

## Filters

Name
Submission Source Type (Display As) is not null
Submission Source Type (Display As) is prompted
Submission Source (BL) is prompted
<a href="#">Recruiting - Summary Dashboard Prompt Listener</a>

## Trellis Configuration

Name	Location
Rows	Source
Measures	# Submissions Complete
	% Submissions Complete
	# Submissions Met Min Reqs.
	% Submissions Met Min Reqs.
	# Submissions Ace
	% Submissions Ace
	# Submissions Reached 1st Intv.
	% Submissions Reached 1st Intv.
	# Submissions Hired
	% Submissions Hired
	# Ace Hires
	% Ace Hires
Visualization	# Submissions Complete
View As: Spark Line	# Submissions Met Min Reqs.




Name	Location
Lines: Filled Period	# Submissions Ace
	# Submissions Reached 1st Intv.
	# Submissions Hired
	# Ace Hires
Visualization	% Submissions Complete
View As: Spark Bar	% Submissions Met Min Reqs.
Bars: Filled Period	% Submissions Ace
	% Submissions Reached 1st Intv.
	% Submissions Hired
	% Ace Hires

## Open Reqs. Pivot

Column 1

Section 1


1



Recruiting - Open Req Dashboard Prompt

Section 2

2



Recruiting - Open Req Summary Pivot  
Compound View

Component	Name
1	<i>Recruiting - Open Req Dashboard Prompt</i>
2	<i>Recruiting - Open Req Summary Pivot</i>

## Recruiting - Open Req. Summary Pivot

This pivot table view provides details on a variety of metrics that can be viewed using different contexts by choosing different sections, rows, and columns.

Section: ALL    Row: Organization    Column: Category

**\*All\***

Organization	Open	On Hold	# Openings Left To Hire	Avg. Days Open	New Apps	Active Apps	Apps In Offer Stage	# Hired	Accounting							
									Open	On Hold	# Openings Left To Hire	Avg. Days Open	New Apps	Active Apps	Apps In Offer Stage	# Hired
<b>Grand Total</b>	<b>1514</b>	<b>24</b>	<b>1662</b>	<b>7</b>	<b>15173</b>	<b>1571</b>	<b>259</b>	<b>274</b>	<b>288</b>	<b>1</b>	<b>291</b>	<b>6</b>	<b>1423</b>	<b>315</b>	<b>39</b>	<b>105</b>
Automation	171	0	237	11	1157	120	14	2	37	0	36	13	96	29	4	0
Chemical	110	2	113	1	1091	3	5	2	18	0	19	12	196	1	0	0
Combined Strengths	70	1	72	4	1085	83	6	0	34	0	34	0	149	34	3	0
Consumer Products	200	4	241	3	2009	225	36	5	33	0	32	4	81	14	0	0
Corporate	12	1	14	0	110	27	3	2	2	1	4	0	14	8	0	0
Corporate Functions	260	8	289	10	3139	244	11	1	41	0	43	8	164	44	3	0
Domestic Operations	201	0	191	0	1360	261	18	10	16	0	15	7	43	31	2	0
Emerging Industry	1	0	1	0	5	0	0	0								
Energy Services	56	5	62	12	583	19	2	0	17	0	18	3	36	12	0	0
Financial Services	45	0	46	17	447	33	7	0	26	0	27	0	149	14	4	0
Operations	9	0	9	33	90	0	0	0								
Production	42	0	31	1	1106	189	130	244	3	0	1	6	416	84	22	105
Systems	337	3	356	9	2991	367	27	8	61	0	62	10	79	44	1	0

### Selected Columns

Name	Syntax
Section	
Row	
Column	
Open	"Requisition Counts"."# Requisitions Currently Sourcing"
On Hold	"Requisition Counts"."# Requisitions Currently On Hold"
# Openings Left To Fill (Hired)	"Requisition Counts"."# Openings Left To Fill (Hired)"

Name	Syntax
Avg. Days Open	<code>FILTER(Avg(TIMESTAMPDIFF(SQL_TSI_DAY, "Requisition Dates"."First Sourced Date", CURRENT_TIMESTAMP)) USING ("Requisition Status - Current"."Current Status"='Sourcing'))</code>
New Apps	<code>FILTER("Candidate Counts"."# Submissions Currently New" USING ("Submission General Info"."Submission Is Completed" = 'Yes'))</code>
Active Apps	<code>"Candidate Counts"."# Submissions Currently In 1st Intv." + "Candidate Counts"."# Submissions Currently In 2nd Intv." + "Candidate Counts"."# Submissions Currently In 3rd Intv." + "Candidate Counts"."# Submissions Currently in Review" + "Candidate Counts"."# Submissions Currently In Testing"</code>
Apps In Offer Stage	<code>"Candidate Counts"."# Submissions Currently In Offer"</code>
# Submissions Currently Hired	<code>"Candidate Counts"."# Submissions Currently Hired"</code>

## Filters

Name
Current Status is equal to / is in On Hold; Sourcing
<a href="#">Recruiting - Open Req. Dashboard Prompt Listener</a>

## Section

Name	Syntax
Organization Level1 Name	<code>"Requisition Organization"."Organization Level1 Name"</code>
Organization Level2 Name	<code>"Requisition Organization"."Organization Level2 Name"</code>
Location Level1 Name	<code>"Requisition Primary Location"."Location Level1 Name"</code>
Location Level2 Name	<code>"Requisition Primary Location"."Location Level2 Name"</code>
Job Field Level1 Name	<code>"Requisition Job Field"."Job Field Level1 Name"</code>
Job Field Level2 Name	<code>"Requisition Job Field"."Job Field Level2 Name"</code>
Employee Status	<code>"Requisition Profile"."Req. Employee Status"</code>
All	<code>'All'</code>

## Row

Name	Syntax
Recruiter	<code>"Requisition Recruiter"."Recruiter Name"</code>
Hiring Manager	<code>"Requisition Hiring Manager"."Hiring Manager Name"</code>
Organization Level1 Name	<code>"Requisition Organization"."Organization Level1 Name"</code>
Organization Level2 Name	<code>"Requisition Organization"."Organization Level2 Name"</code>
Location Level1 Name	<code>"Requisition Primary Location"."Location Level1 Name"</code>
Location Level2 Name	<code>"Requisition Primary Location"."Location Level2 Name"</code>

Name	Syntax
Job Field Level1 Name	"Requisition Job Field"."Job Field Level1 Name"
Job Field Level2 Name	"Requisition Job Field"."Job Field Level2 Name"
Employee Status	"Requisition Profile"."Req. Employee Status"
All	'All'

## Column

Name	Syntax
Organization Level1 Name	"Requisition Organization"."Organization Level1 Name"
Organization Level2 Name	"Requisition Organization"."Organization Level2 Name"
Location Level1 Name	"Requisition Primary Location"."Location Level1 Name"
Location Level2 Name	"Requisition Primary Location"."Location Level2 Name"
Job Field Level1 Name	"Requisition Job Field"."Job Field Level1 Name"
Job Field Level2 Name	"Requisition Job Field"."Job Field Level2 Name"
Employee Status	"Requisition Profile"."Req. Employee Status"
Job Level	"Requisition Profile"."Req. Job Level"
Job Type	"Requisition Profile"."Req. Job Type"
Job Schedule	"Requisition Profile"."Req. Job Schedule"

## Pivot Table Configuration

Name	Location
Sections (Totals Enabled)	Section
Rows (Totals Enabled)	Row
Columns	Column
Measures	Open
	On Hold
	# Openings Left to Hire
	Avg. Days Open
	New Apps
	Active Apps
	Apps In Offer Stage
	# Hired

# Dashboard Prompts

## Recruiting - Open Req. Dashboard Prompt

Location (1)  Organization (1)  Requisition  Department  Job Field (1)   
 Location (2)  Organization (2)  Recruiter  H. Manager  Opened

Name	Location
Location (1)	"Requisition Primary Location"."Location Level1 Name"
Location (2)	"Requisition Primary Location"."Location Level2 Name" Location 2 is limited by Location 1 selections.
Organization (1)	"Requisition Organization"."Organization Level1 Name"
Organization (2)	"Requisition Organization"."Organization Level2 Name" Organization (2) is limited by Organization (1) selections.
Requisition	"Requisition Identification"."Req. Identifier"
Recruiter	"Requisition Recruiter"."Recruiter Name" Recruiter is limited by the value of all prompts.
Department	"Requisition Department"."Department Name"
H. Manager	"Requisition Hiring Manager"."Hiring Manager Name"
Job Field 1	"Requisition Job Field"."Job Field Level1 Name"
Opened	EVALUATE('TO_CHAR(%1,%2)' AS CHARACTER, "Requisition Dates"."First Sourced Date" , 'YYYY-MM') By default the last year rolling is selected.

## Recruiting - Summary Dashboard Prompt

Location (1)  Organization (1)  Requisition  Department   
 Location (2)  Organization (2)  Recruiter  H. Manager

Name	Location
Location (1)	"Requisition Primary Location"."Location Level1 Name"
Location (2)	"Requisition Primary Location"."Location Level2 Name" Location 2 is limited by Location 1 selections.

Name	Location
Organization (1)	"Requisition Organization"."Organization Level1 Name"
Organization (2)	"Requisition Organization"."Organization Level2 Name" Organization (2) is limited by Organization (1) selections.
Requisition	"Requisition Identification"."Req. Identifier"
Recruiter	"Requisition Recruiter"."Recruiter Name" Recruiter is limited by the value of all prompts.
Department	"Requisition Department"."Department Name"
H. Manager	"Requisition Hiring Manager"."Hiring Manager Name"
Job Field 1	"Requisition Job Field"."Job Field Level1 Name"
Filled	EVALUATE('to_char(%1,%2)' as character, "Requisition Dates"."Latest Filled Date" , 'YYYY-MM') By default the last year rolling is selected.

## Recruiting - Source Type and Source Dashboard Prompt

Source Type  Source

Name	Location
Source Type	"Submission Source"."Submission Source Type (Display As)"
Source	"Submission Source"."Submission Source (BL)" Source is limited by the Source Type selections.

## Saved Filters

### Recruiting - Open Req. Dashboard Prompt Listener

Name
Recruiter Name is prompted
EVALUATE('TO_CHAR(%1,%2)' AS CHARACTER, "Requisition Dates"."First Sourced Date" , 'YYYY-MM') is prompted
"Requisition Primary Location"."Location Level1 Name" is prompted
"Requisition Primary Location"."Location Level2 Name" is prompted
"Requisition Job Field"."Job Field Level1 Name" is prompted
"Requisition Job Field"."Job Field Level2 Name" is prompted
"Requisition Primary Location"."Location Level1 Name" is prompted

Name

"Requisition Primary Location"."Location Level2 Name" is prompted

Department Name is prompted

Hiring Manager Name is prompted

Req. Identifier is prompted

## Recruiting - Summary Dashboard Prompt Listener

Name

Recruiter Name is prompted

EVALUATE('to\_char(%1,%2)' as character, "Requisition Dates"."Latest Filled Date" , 'YYYY-MM')) is prompted

"Requisition Primary Location"."Location Level1 Name" is prompted

"Requisition Primary Location"."Location Level2 Name" is prompted

"Requisition Job Field"."Job Field Level1 Name" is prompted

"Requisition Job Field"."Job Field Level2 Name" is prompted

"Requisition Primary Location"."Location Level1 Name" is prompted

"Requisition Primary Location"."Location Level2 Name" is prompted

Department Name is prompted

Hiring Manager Name is prompted

Req. Identifier is prompted

## Recruiting - Summary Dashboard Prompt Listener - No Filled Date

Name

Recruiter Name is prompted

"Requisition Primary Location"."Location Level1 Name" is prompted

"Requisition Primary Location"."Location Level2 Name" is prompted

"Requisition Job Field"."Job Field Level1 Name" is prompted

"Requisition Job Field"."Job Field Level2 Name" is prompted

"Requisition Primary Location"."Location Level1 Name" is prompted

"Requisition Primary Location"."Location Level2 Name" is prompted

Department Name is prompted

Hiring Manager Name is prompted

Req. Identifier is prompted

## Standard Reports

### Candidate Details

The report provides a listing of candidate, submission and requisition attributes, based on a variety of user-selected parameters.

#### Report Columns

Name	Description
Req. Identifier	Returns the requisition id, as displayed in the recruiting application.
Req. Title	Returns the requisition title, in its base language.
Candidate Identifier	Returns Candidate ID.
Candidate Name	Returns the candidate name.
Candidate is Internal	Returns whether or not the candidate is internal.
Candidate Email	Returns the candidate email.
Candidate Primary Phone Designation	Returns the candidate primary phone designation.
Candidate Mobile Phone	Returns the candidate mobile phone number.
Candidate Home Phone	Returns the candidate home phone number.
Candidate Work Phone	Returns the candidate work phone number.
Is Ace	Returns yes or no value based on whether the submission was Ace.
Minimum Requirements Met	Returns yes or no value based on whether the submission met minimum requirements.
Current Reference Status Name	Returns the current reference status name.
Current Workflow Name	Returns the name of the candidate selection workflow used for this job submission.
Current Step Name	Returns the current CSW step name.
Current Status Name	Returns the current CSW status name.
Current Status Start Date	Returns the date when the candidate was moved to the current status.
Recruiter Name	Returns the recruiter name.
Recruiter Email	Returns the recruiter email.
# Openings Left to Fill (Hired)	Returns the number of positions left to fill on the requisition, based on the number of openings minus the number of candidates in the hired reference status.
Hiring Manager Name	Returns the hiring manager name.
Hiring Manager Email	Returns the hiring manager email.
Organization Level1 Name	Returns the name of the organization.
Job Field Level1 Name	Returns the name of the requisition job field.



Name	Description
Location Level1 Name	Returns the name of the requisition primary location.
Submission Is Completed	Returns whether or not the submission is complete.
Submission Medium	Returns the submission medium.
Submission Is Internal	Returns whether or not the candidate was internal as of when he/she created the submission.
Motives	Returns the candidate rejection/declination motives when they are automatically generated by the system. If an auto generated motive is not available, the system returns the candidate rejection/declination motives.
Submission Created Date	Returns the date/time when the submission was created.
Submission Completed Date	Returns the date/time when the submission was completed.
Hired Candidate Start Date	Returns the hire start date/time as entered when the candidate is moved to the Hired reference status. If the hire start date is not available the system returns the hire start date as entered in the candidate job offer section.
Latest Filled Date	Returns the date/time when the requisition was most recently filled.
First Sourced After Latest Approval Date	Returns the first time the requisition was put into the sourcing status after the most recent time the requisition the requisition was put into the approved status.
Current Status	Returns the current status of the requisition. Note that the values "Approved" and "Sourcing" roll up to the "Open" status.
Submission Source Type (Display As)	Returns the recruitment source type, as displayed in the recruiting administration application, under the "display as" column.
Submission Source (BL)	Returns the submission source, in its base locale.
Race	Returns the answer to the regulation question.
Gender	Returns the answer to the regulation question.
Ethnicity	Returns the answer to the regulation question.
Regulation Form Code	Returns the code associated to the global regulation data collection form.
EEO Job Category	Returns the requisition's EEO job category.

## Report Prompts

All report prompts are optional.

Name	Description
Requisition Status	Filters the report based on whether the requisition current status is in the list of values selected.
Submission Current Status Start Date	Filters the report based on whether the submission current status start date is between two selected dates.
Submission Created Date	Filters the report based on whether the submission created date is between two selected dates.
Hired Candidate Start Date	Filters the report based on whether the hired start date is between two selected dates. If the hire start date is null the offer actual start date is used.
Latest Filled Date	Filters the report based on whether the latest filled date is between two selected dates.
First Sourced After Latest Approved Date	Filters the report based on whether the first sourced after latest approved date is between two selected dates.

Name	Description
Ref. Status Name	Filters the report based on whether the current status reference name is in the list of values selected.
Workflow Name	Filters the report based on whether the current workflow name is in the list of values selected.
Step Name	Filters the report based on whether the current step name is in the list of values selected. If the workflow name filter is being used, only the steps in the selected workflow will be available.
Status Name	Filters the report based on whether the current status name is in the list of values selected. If the step name filter is being used, only the statuses in the filtered steps will be available.
Organization (Level 1)	Filters the report based on whether the organization level1 name is in the list of values selected.
Organization (Level 2)	Filters the report based on whether the organization level2 name is in the list of values selected. If the Organization (Level 1) filter is being used, only the child organizations in organization level2 will be available.
Organization (Level 3)	Filters the report based on whether the organization level3 name is in the list of values selected. If the Organization (Level 2) filter is being used, only the child organizations in organization level3 will be available.
Organization (Level 4)	Filters the report based on whether the organization level4 name is in the list of values selected. If the Organization (Level 3) filter is being used, only the child organizations in organization level4 will be available.
Location (Level 1)	Filters the report based on whether the location level1 name is in the list of values selected.
Location (Level 2)	Filters the report based on whether the location level2 name is in the list of values selected. If the Location (Level 1) filter is being used, only the child locations in location level2 will be available.
Location (Level 3)	Filters the report based on whether the location level3 name is in the list of values selected. If the Location (Level 2) filter is being used, only the child locations in location level3 will be available.
Location (Level 4)	Filters the report based on whether the location level4 name is in the list of values selected. If the Location (Level 3) filter is being used, only the child locations in location level4 will be available.
Job Field (Level 1)	Filters the report based on whether the job field level1 name is in the list of values selected.
Job Field (Level 2)	Filters the report based on whether the job field level2 name is in the list of values selected. If the Job Field (Level 1) filter is being used, only the child job fields in job field level2 will be available.
Job Field (Level 3)	Filters the report based on whether the job field level3 name is in the list of values selected. If the Job Field (Level 2) filter is being used, only the child job fields in job field level3 will be available.
Job Field (Level 4)	Filters the report based on whether the job field level4 name is in the list of values selected. If the Job Field (Level 3) filter is being used, only the child job fields in job field level4 will be available.
Recruiter Name	Filters the report based on whether the recruiter name is in the list of values selected.
Hiring Manager Name	Filters the report based on whether the hiring manager name is in the list of values selected.
Req. Identifier	Filters the report based on whether the req. identifier is in the list of values selected.
Req. Title	Filters the report based on whether the req. title is in the list of values selected.
Minimum Requirements Met	Filters the report based on whether the minimum requirements met indicator is in the list of values selected.
Is Ace	Filters the report based on whether the is ace indicator is in the list of values selected.
Submission Is Internal	Filters the report based on whether the submission is internal indicator is in the list of values selected.
Submission Is Completed	Filters the report based on whether the submission is completed indicator is in the list of values selected.

## Report Filters

Filter	Description
Is Max Standard USA EEO Form with Answer is equal to/ is in YES	Filters the report based on whether USA EEO form has been answered or no regulation form has been specified.
OR	
Regulation Form Code is null	
Current Status Start Date is prompted	This is a listener for a prompt.
Submission Created Date is prompted	This is a listener for a prompt.
Submission Completed Date is prompted	This is a listener for a prompt.
Latest Filled Date is prompted	This is a listener for a prompt.
Current Reference Status Name is prompted	This is a listener for a prompt.
Current Workflow Name is prompted	This is a listener for a prompt.
Current Step Name is prompted	This is a listener for a prompt.
Current Status Name is prompted	This is a listener for a prompt.
Organization Level1 Name is prompted	This is a listener for a prompt.
Organization Level2 Name is prompted	This is a listener for a prompt.
Organization Level3 Name is prompted	This is a listener for a prompt.
Organization Level4 Name is prompted	This is a listener for a prompt.
IFNULL("Submission Dates"."Hire Start Date", "Submission Dates"."Offer Actual Start Date")	This is a listener for a prompt. When the prompt is set this value filters on the Hire Start Date. If hire start date is null it filters on the Offer Actual Start Date.
Location Level1 Name is prompted	This is a listener for a prompt.
Location Level2 Name is prompted	This is a listener for a prompt.
Location Level31 Name is prompted	This is a listener for a prompt.
Location Level4 Name is prompted	This is a listener for a prompt.

Filter	Description
Job Field1 Name is prompted	This is a listener for a prompt.
Job Field2 Name is prompted	This is a listener for a prompt.
Job Field3 Name is prompted	This is a listener for a prompt.
Job Field4 Name is prompted	This is a listener for a prompt.
Recruiter Name is prompted	This is a listener for a prompt.
Hiring Manager Name is prompted	This is a listener for a prompt.
Req. Identifier is prompted	This is a listener for a prompt.
Title (BL) is prompted	This is a listener for a prompt.
Is Ace is prompted	This is a listener for a prompt.
Minimum Requirements Met is prompted	This is a listener for a prompt.
Submission Is Internal is prompted	This is a listener for a prompt.
Submission Is Completed is prompted	This is a listener for a prompt.
Current Status is prompted	This is a listener for a prompt.
First Sourced After Latest Approval Date is prompted	This is a listener for a prompt.

## Candidate EEO Summary By Recruiting Status, Requisition

The report provides by requisition, a summary of candidates by historical recruiting status reached, race, ethnicity and gender.

### Report Columns

Name	Description
Req. Identifier	Returns the requisition id, as displayed in the recruiting application.
Req. Title	Returns the requisition title, in its base language.
Recruiter Name	Returns the recruiter name.
Hiring Manager Name	Returns the hiring manager name.

Name	Description
Organization Level1 Name	Returns the name of the organization.
Job Field Level1 Name	Returns the name of the requisition job field.
Location Level1 Name	Returns the name of the requisition primary location.
Current Status	Returns the current status of the requisition. Note that the values "Approved" and "Sourcing" roll up to the "Open" status.
Race	Returns the answer to the regulation question.
Gender	Returns the answer to the regulation question.
Ethnicity	Returns the answer to the regulation question.
Regulation Form Code	Returns the code associated to the global regulation data collection form.
EEO Job Category	Returns the requisition's EEO job category
Historical Workflow Name	Returns the name of the candidate selection workflow used for this job submission.
Historical Step Sequence	Returns who changed the candidate to this status.
Historical Step Name	Returns the sequence of the step in its workflow.
# Submissions	Returns the number of distinct job submissions.

## Report Prompts

All report prompts are optional.

Name	Description
Requisition Status	Filters the report based on whether the requisition current status is in the list of values selected.
Submission Current Status Start Date	Filters the report based on whether the submission current status start date is between two selected dates.
Submission Created Date	Filters the report based on whether the submission created date is between two selected dates.
Hired Candidate Start Date	Filters the report based on whether the hired start date is between two selected dates. If the hire start date is null the offer actual start date is used.
Latest Filled Date	Filters the report based on whether the latest filled date is between two selected dates.
First Sourced After Latest Approved Date	Filters the report based on whether the first sourced after latest approved date is between two selected dates.
Ref. Status Name	Filters the report based on whether the current status reference name is in the list of values selected.
Workflow Name	Filters the report based on whether the current workflow name is in the list of values selected.
Step Name	Filters the report based on whether the current step name is in the list of values selected. If the workflow name filter is being used, only the steps in the selected workflow will be available.
Status Name	Filters the report based on whether the current status name is in the list of values selected. If the step name filter is being used, only the statuses in the filtered steps will be available.
Organization (Level 1)	Filters the report based on whether the organization level1 name is in the list of values selected.
Organization (Level 2)	Filters the report based on whether the organization level2 name is in the list of values selected. If the Organization (Level 1) filter is being used, only the child organizations in organization level2 will be available.

Name	Description
Organization (Level 3)	Filters the report based on whether the organization level3 name is in the list of values selected. If the Organization (Level 2) filter is being used, only the child organizations in organization level3 will be available.
Organization (Level 4)	Filters the report based on whether the organization level4 name is in the list of values selected. If the Organization (Level 3) filter is being used, only the child organizations in organization level4 will be available.
Location (Level 1)	Filters the report based on whether the location level1 name is in the list of values selected.
Location (Level 2)	Filters the report based on whether the location level2 name is in the list of values selected. If the Location (Level 1) filter is being used, only the child locations in location level2 will be available.
Location (Level 3)	Filters the report based on whether the location level3 name is in the list of values selected. If the Location (Level 2) filter is being used, only the child locations in location level3 will be available.
Location (Level 4)	Filters the report based on whether the location level4 name is in the list of values selected. If the Location (Level 3) filter is being used, only the child locations in location level4 will be available.
Job Field (Level 1)	Filters the report based on whether the job field level1 name is in the list of values selected.
Job Field (Level 2)	Filters the report based on whether the job field level2 name is in the list of values selected. If the Job Field (Level 1) filter is being used, only the child job fields in job field level2 will be available.
Job Field (Level 3)	Filters the report based on whether the job field level3 name is in the list of values selected. If the Job Field (Level 2) filter is being used, only the child job fields in job field level3 will be available.
Job Field (Level 4)	Filters the report based on whether the job field level4 name is in the list of values selected. If the Job Field (Level 3) filter is being used, only the child job fields in job field level4 will be available.
Recruiter Name	Filters the report based on whether the recruiter name is in the list of values selected.
Hiring Manager Name	Filters the report based on whether the hiring manager name is in the list of values selected.
Req. Identifier	Filters the report based on whether the req. identifier is in the list of values selected.
Req. Title	Filters the report based on whether the req. title is in the list of values selected.
Minimum Requirements Met	Filters the report based on whether the minimum requirements met indicator is in the list of values selected.
Is Ace	Filters the report based on whether the is ace indicator is in the list of values selected.
Submission Is Internal	Filters the report based on whether the submission is internal indicator is in the list of values selected.
Submission Is Completed	Filters the report based on whether the submission is completed indicator is in the list of values selected.

## Report Filters

Filter	Description
Is Max Standard USA EEO Form with Answer is equal to/ is in YES	Filters the report based on whether USA EEO form has been answered or no regulation form has been specified.
OR	
Regulation Form Code is null	
Historical Step Sequence is not null	Filters the report to remove candidates where no historical step sequence has been recorded.

Filter	Description
Historical Step/Status Was Reverted is equal to/is in No	Filters the report to remove candidates whose step/status has been reverted.
Current Status Start Date is prompted	This is a listener for a prompt.
Submission Created Date is prompted	This is a listener for a prompt.
Submission Completed Date is prompted	This is a listener for a prompt.
Latest Filled Date is prompted	This is a listener for a prompt.
Current Reference Status Name is prompted	This is a listener for a prompt.
Current Workflow Name is prompted	This is a listener for a prompt.
Current Step Name is prompted	This is a listener for a prompt.
Current Status Name is prompted	This is a listener for a prompt.
Organization Level1 Name is prompted	This is a listener for a prompt.
Organization Level2 Name is prompted	This is a listener for a prompt.
Organization Level3 Name is prompted	This is a listener for a prompt.
Organization Level4 Name is prompted	This is a listener for a prompt.
IFNULL("Submission Dates"."Hire Start Date","Submission Dates"."Offer Actual Start Date")	This is a listener for a prompt. When the prompt is set this value filters on the Hire Start Date. If hire start date is null it filters on the Offer Actual Start Date.
Location Level1 Name is prompted	This is a listener for a prompt.
Location Level2 Name is prompted	This is a listener for a prompt.
Location Level31 Name is prompted	This is a listener for a prompt.
Location Level4 Name is prompted	This is a listener for a prompt.
Job Field1 Name is prompted	This is a listener for a prompt.
Job Field2 Name is prompted	This is a listener for a prompt.
Job Field3 Name is prompted	This is a listener for a prompt.

Filter	Description
Job Field4 Name is prompted	This is a listener for a prompt.
Recruiter Name is prompted	This is a listener for a prompt.
Hiring Manager Name is prompted	This is a listener for a prompt.
Req. Identifier is prompted	This is a listener for a prompt.
Title (BL) is prompted	This is a listener for a prompt.
Is Ace is prompted	This is a listener for a prompt.
Minimum Requirements Met is prompted	This is a listener for a prompt.
Submission Is Internal is prompted	This is a listener for a prompt.
Submission Is Completed is prompted	This is a listener for a prompt.
Current Status is prompted	This is a listener for a prompt.
First Sourced After Latest Approval Date is prompted	This is a listener for a prompt.

## Candidate Offers Pending Approval

The report provides a listing of job offers that are currently in the pending approval status by aging.

### Report Columns

Name	Description
Req. Identifier	Returns the requisition id, as displayed in the recruiting application.
Req. Title	Returns the requisition title, in its base language.
Candidate Identifier	Returns Candidate ID.
Candidate Name	Returns the candidate name.
Candidate Email	Returns the candidate email.
Candidate Primary Phone Designation	Returns the candidate primary phone designation.
Candidate Mobile Phone	Returns the candidate mobile phone number.
Candidate Home Phone	Returns the candidate home phone number.
Candidate Work Phone	Returns the candidate work phone number.



Name	Description
Is Ace	Returns yes or no value based on whether the submission was Ace.
Minimum Requirements Met	Returns yes or no value based on whether the submission met minimum requirements.
Current Workflow Name	Returns the name of the candidate selection workflow used for this job submission.
Current Status Start Date	Returns the date when the candidate was moved to the current status.
Recruiter Name	Returns the recruiter name.
Recruiter Email	Returns the recruiter email.
# Openings Left to Fill (Hired)	Returns the number of positions left to fill on the requisition, based on the number of openings minus the number of candidates in the hired reference status.
Hiring Manager Name	Returns the hiring manager name.
Hiring Manager Email	Returns the hiring manager email.
Organization Level1 Name	Returns the name of the organization.
Organization Level 2 Name	Returns the name of the organization.
Job Field Level1 Name	Returns the name of the requisition job field.
Location Level1 Name	Returns the name of the requisition primary location.
Submission Is Completed	Returns whether or not the submission is complete.
Submission Medium	Returns the submission medium.
Submission Is Internal	Returns whether or not the candidate was internal as of when he/she created the submission.
Motives	Returns the candidate rejection/declination motives when they are automatically generated by the system. If an auto generated motive is not available, the system returns the candidate rejection/declination motives.
Submission Created Date	Returns the date/time when the submission was created.
Submission Completed Date	Returns the date/time when the submission was completed.
First Sourced After Latest Approval Date	Returns the first time the requisition was put into the sourcing status after the most recent time the requisition the requisition was put into the approved status.
Current Status	Returns the current status of the requisition. Note that the values "Approved" and "Sourcing" roll up to the "Open" status.
Offer Target Start Date	Returns the target start date as entered in the candidate job offer section.
Target Start Date	Returns the requisition's target start date.
Time Since Last CSW Status Change	Returns the time (in days) spent on hold between now and the most recent candidate selection workflow status change.
Time Since Submission Completion	Returns the time (in days) the requisition spent on hold between now and the candidate submission completion date.
Time on Hold Since Latest CSW Status Change	Returns the average time (in days) between now and the most recent candidate selection workflow status change.
Time on Hold Since Submission Completion	Returns average the time (in days) between now and the candidate submission completion date.

## Report Prompts

All report prompts are optional.

Name	Description
Submission Current Status Start Date	Filters the report based on whether the submission current status start date is between two selected dates.
Submission Created Date	Filters the report based on whether the submission created date is between two selected dates.
Submission Completed Date	Filters the report based on whether the submission completed date is between two selected dates.
Req. Target Start Date	Filters the report based on whether the req. target start date is between two selected dates.
Offer Target Start Date	Filters the report based on whether the offer target start date is between two selected dates.
First Sourced After Latest Approved Date	Filters the report based on whether the first sourced after latest approved date is between two selected dates.
Organization (Level 1)	Filters the report based on whether the organization level1 name is in the list of values selected.
Organization (Level 2)	Filters the report based on whether the organization level2 name is in the list of values selected. If the Organization (Level 1) filter is being used, only the child organizations in organization level2 will be available.
Organization (Level 3)	Filters the report based on whether the organization level3 name is in the list of values selected. If the Organization (Level 2) filter is being used, only the child organizations in organization level3 will be available.
Organization (Level 4)	Filters the report based on whether the organization level4 name is in the list of values selected. If the Organization (Level 3) filter is being used, only the child organizations in organization level4 will be available.
Location (Level 1)	Filters the report based on whether the location level1 name is in the list of values selected.
Location (Level 2)	Filters the report based on whether the location level2 name is in the list of values selected. If the Location (Level 1) filter is being used, only the child locations in location level2 will be available.
Location (Level 3)	Filters the report based on whether the location level3 name is in the list of values selected. If the Location (Level 2) filter is being used, only the child locations in location level3 will be available.
Location (Level 4)	Filters the report based on whether the location level4 name is in the list of values selected. If the Location (Level 3) filter is being used, only the child locations in location level4 will be available.
Job Field (Level 1)	Filters the report based on whether the job field level1 name is in the list of values selected.
Job Field (Level 2)	Filters the report based on whether the job field level2 name is in the list of values selected. If the Job Field (Level 1) filter is being used, only the child job fields in job field level2 will be available.
Job Field (Level 3)	Filters the report based on whether the job field level3 name is in the list of values selected. If the Job Field (Level 2) filter is being used, only the child job fields in job field level3 will be available.
Job Field (Level 4)	Filters the report based on whether the job field level4 name is in the list of values selected. If the Job Field (Level 3) filter is being used, only the child job fields in job field level4 will be available.
Recruiter Name	Filters the report based on whether the recruiter name is in the list of values selected.
Hiring Manager Name	Filters the report based on whether the hiring manager name is in the list of values selected.
Req. Identifier	Filters the report based on whether the req. identifier is in the list of values selected.
Req. Title	Filters the report based on whether the req. title is in the list of values selected.

## Report Filters

Filter	Description
Submission Job Offer Status is equal to/ is in Approval in Progress	Filters the report based one whether the submission job offer status is currently Approval in Progress.
Current Status Start Date is prompted	This is a listener for a prompt.
Submission Created Date is prompted	This is a listener for a prompt.
Submission Completed Date is prompted	This is a listener for a prompt.
Current Status Name is prompted	This is a listener for a prompt.
Organization Level1 Name is prompted	This is a listener for a prompt.
Organization Level2 Name is prompted	This is a listener for a prompt.
Organization Level3 Name is prompted	This is a listener for a prompt.
Organization Level4 Name is prompted	This is a listener for a prompt.
Location Level1 Name is prompted	This is a listener for a prompt.
Location Level2 Name is prompted	This is a listener for a prompt.
Location Level31 Name is prompted	This is a listener for a prompt.
Location Level4 Name is prompted	This is a listener for a prompt.
Job Field1 Name is prompted	This is a listener for a prompt.
Job Field2 Name is prompted	This is a listener for a prompt.
Job Field3 Name is prompted	This is a listener for a prompt.
Job Field4 Name is prompted	This is a listener for a prompt.
Recruiter Name is prompted	This is a listener for a prompt.
Hiring Manager Name is prompted	This is a listener for a prompt.
Req. Identifier is prompted	This is a listener for a prompt.
Title (BL) is prompted	This is a listener for a prompt.

Filter	Description
Is Ace is prompted	This is a listener for a prompt.
Minimum Requirements Met is prompted	This is a listener for a prompt.
Submission Is Internal is prompted	This is a listener for a prompt.
Submission Is Completed is prompted	This is a listener for a prompt.
Current Status is prompted	This is a listener for a prompt.
First Sourced After Latest Approval Date is prompted	This is a listener for a prompt.
Target Start Date is prompted	This is a listener for a prompt.
Offer Target Start Date is prompted	This is a listener for a prompt.

## Candidate Summary by Recruiting Status (Time Spent in Each Status)

The report provides a summary of how long it takes to move candidates along in the recruiting cycle.

### Report Columns

Name	Description
Req. Identifier	Returns the requisition id, as displayed in the recruiting application.
Req. Title	Returns the requisition title, in its base language.
Current Status Start Date	Returns the date when the candidate was moved to the current status.
Recruiter Name	Returns the recruiter name.
Hiring Manager Name	Returns the hiring manager name.
Job Field Level1 Name	Returns the name of the requisition job field.
Location Level1 Name	Returns the name of the requisition primary location.
Current Status	Returns the current status of the requisition. Note that the values "Approved" and "Sourcing" roll up to the "Open" status.
Historical Workflow Name	Returns the name of the candidate selection workflow used for this job submission.
Historical Step Sequence	Returns who changed the candidate to this status.
Historical Step Name	Returns the sequence of the step in its workflow.
Historical Status Name	Returns the sequence of the status in its step.

Name	Description
Historical Reference Status Name	Returns the historical reference status name.
Average Duration (Days)	Return an average, derived by function, of how long the candidates were in this status.
# Submissions	Returns the number of distinct job submissions.

## Report Prompts

All report prompts are optional.

Name	Description
Requisition Status	Filters the report based on whether the requisition current status is in the list of values selected.
Submission Current Status Start Date	Filters the report based on whether the submission current status start date is between two selected dates.
Submission Created Date	Filters the report based on whether the submission created date is between two selected dates.
Hired Candidate Start Date	Filters the report based on whether the hired start date is between two selected dates. If the hire start date is null the offer actual start date is used.
Latest Filled Date	Filters the report based on whether the latest filled date is between two selected dates.
First Sourced After Latest Approved Date	Filters the report based on whether the first sourced after latest approved date is between two selected dates.
Ref. Status Name	Filters the report based on whether the current status reference name is in the list of values selected.
Workflow Name	Filters the report based on whether the current workflow name is in the list of values selected.
Step Name	Filters the report based on whether the current step name is in the list of values selected. If the workflow name filter is being used, only the steps in the selected workflow will be available.
Status Name	Filters the report based on whether the current status name is in the list of values selected. If the step name filter is being used, only the statuses in the filtered steps will be available.
Organization (Level 1)	Filters the report based on whether the organization level1 name is in the list of values selected.
Organization (Level 2)	Filters the report based on whether the organization level2 name is in the list of values selected. If the Organization (Level 1) filter is being used, only the child organizations in organization level2 will be available.
Organization (Level 3)	Filters the report based on whether the organization level3 name is in the list of values selected. If the Organization (Level 2) filter is being used, only the child organizations in organization level3 will be available.
Organization (Level 4)	Filters the report based on whether the organization level4 name is in the list of values selected. If the Organization (Level 3) filter is being used, only the child organizations in organization level4 will be available.
Location (Level 1)	Filters the report based on whether the location level1 name is in the list of values selected.
Location (Level 2)	Filters the report based on whether the location level2 name is in the list of values selected. If the Location (Level 1) filter is being used, only the child locations in location level2 will be available.
Location (Level 3)	Filters the report based on whether the location level3 name is in the list of values selected. If the Location (Level 2) filter is being used, only the child locations in location level3 will be available.
Location (Level 4)	Filters the report based on whether the location level4 name is in the list of values selected. If the Location (Level 3) filter is being used, only the child locations in location level4 will be available.
Job Field (Level 1)	Filters the report based on whether the job field level1 name is in the list of values selected.

Name	Description
Job Field (Level 2)	Filters the report based on whether the job field level2 name is in the list of values selected. If the Job Field (Level 1) filter is being used, only the child job fields in job field level2 will be available.
Job Field (Level 3)	Filters the report based on whether the job field level3 name is in the list of values selected. If the Job Field (Level 2) filter is being used, only the child job fields in job field level3 will be available.
Job Field (Level 4)	Filters the report based on whether the job field level4 name is in the list of values selected. If the Job Field (Level 3) filter is being used, only the child job fields in job field level4 will be available.
Recruiter Name	Filters the report based on whether the recruiter name is in the list of values selected.
Hiring Manager Name	Filters the report based on whether the hiring manager name is in the list of values selected.
Req. Identifier	Filters the report based on whether the req. identifier is in the list of values selected.
Req. Title	Filters the report based on whether the req. title is in the list of values selected.
Minimum Requirements Met	Filters the report based on whether the minimum requirements met indicator is in the list of values selected.
Is Ace	Filters the report based on whether the is ace indicator is in the list of values selected.
Submission Is Internal	Filters the report based on whether the submission is internal indicator is in the list of values selected.
Submission Is Completed	Filters the report based on whether the submission is completed indicator is in the list of values selected.

## Report Filters

Filter	Description
Historical Status Sequence is not null	Filters the report to remove candidates where no historical status sequence has been recorded.
Historical Reference Status Name is not equal to/is not in Declined; Hired; Rejected	Filters the report to remove the declined, hired, and rejected reference status as these status are final statuses.
Historical Step/Status Was Reverted is equal to/is in No	Filters the report to remove candidates whose step/status has been reverted.
Current Status Start Date is prompted	This is a listener for a prompt.
Submission Created Date is prompted	This is a listener for a prompt.
Submission Completed Date is prompted	This is a listener for a prompt.
Latest Filled Date is prompted	This is a listener for a prompt.
Current Reference Status Name is prompted	This is a listener for a prompt.
Current Workflow Name is prompted	This is a listener for a prompt.
Current Step Name is prompted	This is a listener for a prompt.

Filter	Description
Current Status Name is prompted	This is a listener for a prompt.
Organization Level1 Name is prompted	This is a listener for a prompt.
Organization Level2 Name is prompted	This is a listener for a prompt.
Organization Level3 Name is prompted	This is a listener for a prompt.
Organization Level4 Name is prompted	This is a listener for a prompt.
IFNULL("Submission Dates"."Hire Start Date","Submission Dates"."Offer Actual Start Date") is prompted	This is a listener for a prompt. When the prompt is set this value filters on the Hire Start Date. If hire start date is null it filters on the Offer Actual Start Date.
Location Level1 Name is prompted	This is a listener for a prompt.
Location Level2 Name is prompted	This is a listener for a prompt.
Location Level31 Name is prompted	This is a listener for a prompt.
Location Level4 Name is prompted	This is a listener for a prompt.
Job Field1 Name is prompted	This is a listener for a prompt.
Job Field2 Name is prompted	This is a listener for a prompt.
Job Field3 Name is prompted	This is a listener for a prompt.
Job Field4 Name is prompted	This is a listener for a prompt.
Recruiter Name is prompted	This is a listener for a prompt.
Hiring Manager Name is prompted	This is a listener for a prompt.
Req. Identifier is prompted	This is a listener for a prompt.
Title (BL) is prompted	This is a listener for a prompt.
Is Ace is prompted	This is a listener for a prompt.
Minimum Requirements Met is prompted	This is a listener for a prompt.
Submission Is Internal is prompted	This is a listener for a prompt.

Filter	Description
Submission Is Completed is prompted	This is a listener for a prompt.
Current Status is prompted	This is a listener for a prompt.
First Sourced After Latest Approval Date is prompted	This is a listener for a prompt.

## Candidates Hired

The report provides a listing of hired candidates.

### Report Columns

Name	Description
Req. Identifier	Returns the requisition id, as displayed in the recruiting application.
Req. Title	Returns the requisition title, in its base language.
Candidate Identifier	Returns Candidate ID.
Candidate Name	Returns the candidate name.
Candidate is Internal	Returns whether or not the candidate is internal.
Candidate Email	Returns the candidate email.
Candidate Primary Phone Designation	Returns the candidate primary phone designation.
Candidate Mobile Phone	Returns the candidate mobile phone number.
Candidate Home Phone	Returns the candidate home phone number.
Candidate Work Phone	Returns the candidate work phone number.
Is Ace	Returns yes or no value based on whether the submission was Ace.
Minimum Requirements Met	Returns yes or no value based on whether the submission met minimum requirements.
Current Reference Status Name	Returns the current reference status name.
Current Workflow Name	Returns the name of the candidate selection workflow used for this job submission.
Current Step Name	Returns the current CSW step name.
Current Status Name	Returns the current CSW status name.
Current Status Start Date	Returns the date when the candidate was moved to the current status.
Recruiter Name	Returns the recruiter name.
Recruiter Email	Returns the recruiter email.
# Openings Left to Fill (Hired)	Returns the number of positions left to fill on the requisition, based on the number of openings minus the number of candidates in the hired reference status.
Hiring Manager Name	Returns the hiring manager name.



Name	Description
Hiring Manager Email	Returns the hiring manager email.
Organization Level1 Name	Returns the name of the organization.
Organization Level2 Name	Returns the name of the organization
Job Field Level1 Name	Returns the name of the requisition job field.
Location Level1 Name	Returns the name of the requisition primary location.
Submission Is Completed	Returns whether or not the submission is complete.
Submission Medium	Returns the submission medium.
Submission Is Internal	Returns whether or not the candidate was internal as of when he/she created the submission.
Submission Created Date	Returns the date/time when the submission was created.
Submission Completed Date	Returns the date/time when the submission was completed.
Hired Candidate Start Date	Returns the hire start date/time as entered when the candidate is moved to the Hired reference status. If the hire start date is not available the system returns the hire start date as entered in the candidate job offer section.
Offer Accepted Date	Returns the date/time when the candidate accepted the job offer.
Latest Filled Date	Returns the date/time when the requisition was most recently filled.
Latest Position Accepted Date	Returns the date/time when the last position was accepted on the requisition.
First Sourced After Latest Approval Date	Returns the first time the requisition was put into the sourcing status after the most recent time the requisition the requisition was put into the approved status.
Current Status	Returns the current status of the requisition. Note that the values "Approved" and "Sourcing" roll up to the "Open" status.
Submission Source Type (Display As)	Returns the recruitment source type, as displayed in the recruiting administration application, under the "display as" column.
Submission Source (BL)	Returns the submission source, in its base locale.
Race	Returns the answer to the regulation question.
Gender	Returns the answer to the regulation question.
Ethnicity	Returns the answer to the regulation question.
Regulation Form Code	Returns the code associated to the global regulation data collection form.
EEO Job Category	Returns the requisition's EEO job category.
Time to Hire	Returns the average number of days between the first fully approved date and the hired date.
Submission Cycle Time	Returns the average number of days between the submission completed date and hired date.
Time to Start	Returns the average number of days between the the first fully approved date and the hire start date (offer actual start date, if hire start date is null).

## Report Prompts

All report prompts are optional.

Name	Description
Requisition Status	Filters the report based on whether the requisition current status is in the list of values selected.
Submission Current Status Start Date	Filters the report based on whether the submission current status start date is between two selected dates.
Submission Created Date	Filters the report based on whether the submission created date is between two selected dates.
Hired Candidate Start Date	Filters the report based on whether the hired start date is between two selected dates. If the hire start date is null the offer actual start date is used.
Hired Date	Filters the report based on whether the hired date is between two selected dates.
Latest Filled Date	Filters the report based on whether the latest filled date is between two selected dates.
Offer Accepted Date	Filters the report based on whether the offer accepted date is between two selected dates.
Last Position Accepted Date	Filters the report based on whether the last position accepted date is between two selected dates.
First Sourced After Latest Approved Date	Filters the report based on whether the first sourced after latest approved date is between two selected dates.
Ref. Status Name	Filters the report based on whether the current status reference name is in the list of values selected.
Workflow Name	Filters the report based on whether the current workflow name is in the list of values selected.
Step Name	Filters the report based on whether the current step name is in the list of values selected. If the workflow name filter is being used, only the steps in the selected workflow will be available.
Status Name	Filters the report based on whether the current status name is in the list of values selected. If the step name filter is being used, only the statuses in the filtered steps will be available.
Organization (Level 1)	Filters the report based on whether the organization level1 name is in the list of values selected.
Organization (Level 2)	Filters the report based on whether the organization level2 name is in the list of values selected. If the Organization (Level 1) filter is being used, only the child organizations in organization level2 will be available.
Organization (Level 3)	Filters the report based on whether the organization level3 name is in the list of values selected. If the Organization (Level 2) filter is being used, only the child organizations in organization level3 will be available.
Organization (Level 4)	Filters the report based on whether the organization level4 name is in the list of values selected. If the Organization (Level 3) filter is being used, only the child organizations in organization level4 will be available.
Location (Level 1)	Filters the report based on whether the location level1 name is in the list of values selected.
Location (Level 2)	Filters the report based on whether the location level2 name is in the list of values selected. If the Location (Level 1) filter is being used, only the child locations in location level2 will be available.
Location (Level 3)	Filters the report based on whether the location level3 name is in the list of values selected. If the Location (Level 2) filter is being used, only the child locations in location level3 will be available.
Location (Level 4)	Filters the report based on whether the location level4 name is in the list of values selected. If the Location (Level 3) filter is being used, only the child locations in location level4 will be available.
Job Field (Level 1)	Filters the report based on whether the job field level1 name is in the list of values selected.
Job Field (Level 2)	Filters the report based on whether the job field level2 name is in the list of values selected. If the Job Field (Level 1) filter is being used, only the child job fields in job field level2 will be available.
Job Field (Level 3)	Filters the report based on whether the job field level3 name is in the list of values selected. If the Job Field (Level 2) filter is being used, only the child job fields in job field level3 will be available.
Job Field (Level 4)	Filters the report based on whether the job field level4 name is in the list of values selected. If the Job Field (Level 3) filter is being used, only the child job fields in job field level4 will be available.

Name	Description
Recruiter Name	Filters the report based on whether the recruiter name is in the list of values selected.
Hiring Manager Name	Filters the report based on whether the hiring manager name is in the list of values selected.
Req. Identifier	Filters the report based on whether the req. identifier is in the list of values selected.
Req. Title	Filters the report based on whether the req. title is in the list of values selected.
Minimum Requirements Met	Filters the report based on whether the minimum requirements met indicator is in the list of values selected.
Is Ace	Filters the report based on whether the is ace indicator is in the list of values selected.
Submission Is Internal	Filters the report based on whether the submission is internal indicator is in the list of values selected.
Submission Is Completed	Filters the report based on whether the submission is completed indicator is in the list of values selected.

## Report Filters

Filter	Description
Is Max Standard USA EEO Form with Answer is equal to/ is in YES	Filters the report based on whether USA EEO form has been answered or no regulation form has been specified.
OR	
Regulation Form Code is null	
Content Reference Status Name is equal to / is in Hired	Filters the report to candidates who have reached a hired content reference status.
Historical Step Sequence is not null	Filters the report to remove candidates where no historical step sequence has been recorded.
Historical Step/Status Was Reverted is equal to/is in No	Filters the report to remove candidates whose step/status has been reverted.
Current Status Start Date is prompted	This is a listener for a prompt.
Submission Created Date is prompted	This is a listener for a prompt.
Submission Completed Date is prompted	This is a listener for a prompt.
Latest Filled Date is prompted	This is a listener for a prompt.
Current Reference Status Name is prompted	This is a listener for a prompt.
Current Workflow Name is prompted	This is a listener for a prompt.
Current Step Name is prompted	This is a listener for a prompt.
Current Status Name is prompted	This is a listener for a prompt.

Filter	Description
Organization Level1 Name is prompted	This is a listener for a prompt.
Organization Level2 Name is prompted	This is a listener for a prompt.
Organization Level3 Name is prompted	This is a listener for a prompt.
Organization Level4 Name is prompted	This is a listener for a prompt.
IFNULL("Submission Dates"."Hire Start Date", "Submission Dates"."Offer Actual Start Date")	This is a listener for a prompt. When the prompt is set this value filters on the Hire Start Date. If hire start date is null it filters on the Offer Actual Start Date.
Location Level1 Name is prompted	This is a listener for a prompt.
Location Level2 Name is prompted	This is a listener for a prompt.
Location Level31 Name is prompted	This is a listener for a prompt.
Location Level4 Name is prompted	This is a listener for a prompt.
Job Field1 Name is prompted	This is a listener for a prompt.
Job Field2 Name is prompted	This is a listener for a prompt.
Job Field3 Name is prompted	This is a listener for a prompt.
Job Field4 Name is prompted	This is a listener for a prompt.
Recruiter Name is prompted	This is a listener for a prompt.
Hiring Manager Name is prompted	This is a listener for a prompt.
Req. Identifier is prompted	This is a listener for a prompt.
Title (BL) is prompted	This is a listener for a prompt.
Is Ace is prompted	This is a listener for a prompt.
Minimum Requirements Met is prompted	This is a listener for a prompt.
Submission Is Internal is prompted	This is a listener for a prompt.
Submission Is Completed is prompted	This is a listener for a prompt.

Filter	Description
Current Status is prompted	This is a listener for a prompt.
Last Position Accepted Date is prompted	This is a listener for a prompt.
Hired Date is prompted	This is a listener for a prompt.
Offer Accepted Date is prompted	This is a listener for a prompt.
First Sourced After Latest Approval Date is prompted	This is a listener for a prompt.

## Candidates Requiring Attention (Based on Aging)

The report returns a listing of candidates that have been in a recruiting status for a certain amount of time. The statuses and time thresholds are defined by the user at runtime. For example, candidates that are in the “New – To Be Reviewed” status and haven’t been moved for over 5 days.

### Report Columns

Name	Details
Req. Identifier	Returns the requisition id, as displayed in the recruiting application.
Req. Title	Returns the requisition title, in its base language.
Candidate Identifier	Returns Candidate ID.
Candidate Name	Returns the candidate name.
Candidate is Internal	Returns whether or not the candidate is internal.
Candidate Email	Returns the candidate email.
Candidate Primary Phone Designation	Returns the candidate primary phone designation.
Candidate Mobile Phone	Returns the candidate mobile phone number.
Candidate Home Phone	Returns the candidate home phone number.
Candidate Work Phone	Returns the candidate work phone number.
Is Ace	Returns yes or no value based on whether the submission was Ace.
Minimum Requirements Met	Returns yes or no value based on whether the submission met minimum requirement.
Current Reference Status Name	Returns the current reference status name.
Current Workflow Name	Returns the name of the candidate selection workflow used for this job submission.
Current Step Name	Returns the current CSW step name.
Current Status Name	Returns the current CSW status name.
Current Status Start Date	Returns the date when the candidate was moved to the current status.

Name	Details
Days Since Last Candidate Status Change	Returns the time (in days) spent on hold between now and the most recent candidate selection workflow status change.
Recruiter Name	Returns the recruiter name.
Recruiter Email	Returns the recruiter email.
# Openings Left to Fill (Hired)	Returns the number of positions left to fill on the requisition, based on the number of openings minus the number of candidates in the hired reference status.
Hiring Manager Name	Returns the hiring manager name.
Hiring Manager Email	Returns the hiring manager email.
Organization Level1 Name	Returns the name of the organization.
Job Field Level1 Name	Returns the name of the requisition job field.
Location Level1 Name	Returns the name of the requisition primary location.
Submission Is Completed	Returns whether or not the submission is complete.
Submission Medium	Returns the submission medium.
Submission Completed Date	Returns the date/time when the submission was completed.
First Sourced After Latest Approval Date	Returns the first time the requisition was put into the sourcing status after the most recent time the requisition the requisition was put into the approved status.

## Report Prompts

All report prompts are optional.

Name	Description
Days Since Last Status Change	This is a required prompt that filters the report based on whether the application has been in the current status for a certain amount of days.
Current Status Start Date	Filters the report based on whether the current status start date is between two selected dates.
Submission Completed Date	Filters the report based on whether the submission completed date is between two selected dates.
First Sourced After Latest Approved Date	Filters the report based on whether the first sourced after latest approved date is between two selected dates.
Ref. Status Name	Filters the report based on whether the current status reference name is in the list of values selected.
Workflow Name	Filters the report based on whether the current workflow name is in the list of values selected.
Step Name	Filters the report based on whether the current step name is in the list of values selected. If the workflow name filter is being used, only the steps in the selected workflow will be available.
Status Name	Filters the report based on whether the current status name is in the list of values selected. If the step name filter is being used, only the statuses in the filtered steps will be available.
Organization (Level 1)	Filters the report based on whether the organization level1 name is in the list of values selected.
Organization (Level 2)	Filters the report based on whether the organization level2 name is in the list of values selected. If the Organization (Level 1) filter is being used, only the child organizations in organization level2 will be available.

Name	Description
Organization (Level 3)	Filters the report based on whether the organization level3 name is in the list of values selected. If the Organization (Level 2) filter is being used, only the child organizations in organization level3 will be available.
Organization (Level 4)	Filters the report based on whether the organization level4 name is in the list of values selected. If the Organization (Level 3) filter is being used, only the child organizations in organization level4 will be available.
Location (Level 1)	Filters the report based on whether the location level1 name is in the list of values selected.
Location (Level 2)	Filters the report based on whether the location level2 name is in the list of values selected. If the Location (Level 1) filter is being used, only the child locations in location level2 will be available.
Location (Level 3)	Filters the report based on whether the location level3 name is in the list of values selected. If the Location (Level 2) filter is being used, only the child locations in location level3 will be available.
Location (Level 4)	Filters the report based on whether the location level4 name is in the list of values selected. If the Location (Level 3) filter is being used, only the child locations in location level4 will be available.
Job Field (Level 1)	Filters the report based on whether the job field level1 name is in the list of values selected.
Job Field (Level 2)	Filters the report based on whether the job field level2 name is in the list of values selected. If the Job Field (Level 1) filter is being used, only the child job fields in job field level2 will be available.
Job Field (Level 3)	Filters the report based on whether the job field level3 name is in the list of values selected. If the Job Field (Level 2) filter is being used, only the child job fields in job field level3 will be available.
Job Field (Level 4)	Filters the report based on whether the job field level4 name is in the list of values selected. If the Job Field (Level 3) filter is being used, only the child job fields in job field level4 will be available.
Recruiter Name	Filters the report based on whether the recruiter name is in the list of values selected.
Hiring Manager Name	Filters the report based on whether the hiring manager name is in the list of values selected.
Req. Identifier	Filters the report based on whether the req. identifier is in the list of values selected.
Req. Title	Filters the report based on whether the req. title is in the list of values selected.
Minimum Requirements Met	Filters the report based on whether the minimum requirements met indicator is in the list of values selected.
Is Ace	Filters the report based on whether the is ace indicator is in the list of values selected.
Submission Is Internal	Filters the report based on whether the submission is internal indicator is in the list of values selected.
Submission Is Completed	Filters the report based on whether the submission is completed indicator is in the list of values selected.

## Report Filters

Filter	Explanation
Current Status Name is equal to / is in Sourcing	Filters the report to requisitions that are still actively sourcing.
Current Status Start Date is prompted	This is a listener for a prompt.
Submission Completed Date is prompted	This is a listener for a prompt.

Filter	Explanation
Current Reference Status Name is prompted	This is a listener for a prompt.
Current Workflow Name is prompted	This is a listener for a prompt.
Current Step Name is prompted	This is a listener for a prompt.
Current Status Name is prompted	This is a listener for a prompt.
Organization Level1 Name is prompted	This is a listener for a prompt.
Organization Level2 Name is prompted	This is a listener for a prompt.
Organization Level3 Name is prompted	This is a listener for a prompt.
Organization Level4 Name is prompted	This is a listener for a prompt.
Location Level1 Name is prompted	This is a listener for a prompt.
Location Level2 Name is prompted	This is a listener for a prompt.
Location Level31 Name is prompted	This is a listener for a prompt.
Location Level4 Name is prompted	This is a listener for a prompt.
Job Field1 Name is prompted	This is a listener for a prompt.
Job Field2 Name is prompted	This is a listener for a prompt.
Job Field3 Name is prompted	This is a listener for a prompt.
Job Field4 Name is prompted	This is a listener for a prompt.
Recruiter Name is prompted	This is a listener for a prompt.
Hiring Manager Name is prompted	This is a listener for a prompt.
Req. Identifier is prompted	This is a listener for a prompt.
Title (BL) is prompted	This is a listener for a prompt.
Is Ace is prompted	This is a listener for a prompt.
Minimum Requirements Met is prompted	This is a listener for a prompt.



Filter	Explanation
Candidate Is Internal is prompted	This is a listener for a prompt.
Submission Is Completed is prompted	This is a listener for a prompt.
Last Position Accepted Date is prompted	This is a listener for a prompt.
Time Since Last CSW Status Change is prompted	This is a listener for a prompt.
First Sourced After Latest Approval Date is prompted	This is a listener for a prompt.

## Career Site Dropoff Statistics

The report provides visibility into incomplete job submissions in terms of where in the application process candidates are dropping off, in the context of career section application flows.

### Report Columns

Name	Description
Career Site Name (BL)	Returns the job application career site at the time the candidate applied, in its base locale.
Career Site Application Flow Name (BL)	Returns the name of the submission flow of the career site at the time the candidate applied, in its base locale.
Career Site Last Page Reached Name (BL)	Returns the name of the submission flow of the career site at the time the candidate applied, in its base locale.
Career Site Last Page Reached Sequence	Returns the sequence of the last submission flow page reached at the time the candidate applied.
# Submissions	Returns the number of distinct job submissions.
# Submissions Complete	Returns the number of distinct job submissions that are completed.
# Submissions Incomplete	Returns the number of distinct job submissions that are not completed.
% Submissions Incomplete	*100 # Submissions Incomplete / # Submissions *100

### Report Prompts

All report prompts are optional.

Name	Description
Submission Created Date	Filters the report based on whether the submission created date is between two selected dates.
Latest Filled Date	Filters the report based on whether the latest filled date is between two selected dates.
First Sourced After Latest Approved Date	Filters the report based on whether the first sourced after latest approved date is between two selected dates.

Name	Description
Career Site Name	Filters the report based on whether the career site name is in the list of values selected.
Application Flow Name	Filters the report based on whether the application flow name is in the list of values selected.
Organization (Level 1)	Filters the report based on whether the organization level1 name is in the list of values selected.
Organization (Level 2)	Filters the report based on whether the organization level2 name is in the list of values selected. If the Organization (Level 1) filter is being used, only the child organizations in organization level2 will be available.
Organization (Level 3)	Filters the report based on whether the organization level3 name is in the list of values selected. If the Organization (Level 2) filter is being used, only the child organizations in organization level3 will be available.
Organization (Level 4)	Filters the report based on whether the organization level4 name is in the list of values selected. If the Organization (Level 3) filter is being used, only the child organizations in organization level4 will be available.
Location (Level 1)	Filters the report based on whether the location level1 name is in the list of values selected.
Location (Level 2)	Filters the report based on whether the location level2 name is in the list of values selected. If the Location (Level 1) filter is being used, only the child locations in location level2 will be available.
Location (Level 3)	Filters the report based on whether the location level3 name is in the list of values selected. If the Location (Level 2) filter is being used, only the child locations in location level3 will be available.
Location (Level 4)	Filters the report based on whether the location level4 name is in the list of values selected. If the Location (Level 3) filter is being used, only the child locations in location level4 will be available.
Job Field (Level 1)	Filters the report based on whether the job field level1 name is in the list of values selected.
Job Field (Level 2)	Filters the report based on whether the job field level2 name is in the list of values selected. If the Job Field (Level 1) filter is being used, only the child job fields in job field level2 will be available.
Job Field (Level 3)	Filters the report based on whether the job field level3 name is in the list of values selected. If the Job Field (Level 2) filter is being used, only the child job fields in job field level3 will be available.
Job Field (Level 4)	Filters the report based on whether the job field level4 name is in the list of values selected. If the Job Field (Level 3) filter is being used, only the child job fields in job field level4 will be available.
Recruiter Name	Filters the report based on whether the recruiter name is in the list of values selected.
Hiring Manager Name	Filters the report based on whether the hiring manager name is in the list of values selected.
Req. Identifier	Filters the report based on whether the req. identifier is in the list of values selected.
Req. Title	Filters the report based on whether the req. title is in the list of values selected.
Minimum Requirements Met	Filters the report based on whether the minimum requirements met indicator is in the list of values selected.
Requisition Status	Filters the report based on whether the requisition status is in the list of values selected
Is Ace	Filters the report based on whether the is ace indicator is in the list of values selected.
Submission Is Internal	Filters the report based on whether the submission is internal indicator is in the list of values selected.

## Report Filters

Filter	Explanation
Career Site Name (BL) is not null	Filters the report based to submissions where career site name has been recorded.

Filter	Explanation
Submission Medium is equal to/is in Online	Filters the report to submissions that were submitted online.
Submission Originator is equal to/is in Candidate	Filters the report to submissions that have been completed by the candidate.
Current Status is prompted	This is a listener for a prompt.
Submission Created Date is prompted	This is a listener for a prompt.
Latest Filled Date is prompted	This is a listener for a prompt.
Career Site Application Flow Name (BL) is prompted	This is a listener for a prompt.
Career Site Name is prompted	This is a listener for a prompt.
Organization Level1 Name is prompted	This is a listener for a prompt.
Organization Level2 Name is prompted	This is a listener for a prompt.
Organization Level3 Name is prompted	This is a listener for a prompt.
Organization Level4 Name is prompted	This is a listener for a prompt.
Location Level1 Name is prompted	This is a listener for a prompt.
Location Level2 Name is prompted	This is a listener for a prompt.
Location Level31 Name is prompted	This is a listener for a prompt.
Location Level4 Name is prompted	This is a listener for a prompt.
Job Field1 Name is prompted	This is a listener for a prompt.
Job Field2 Name is prompted	This is a listener for a prompt.
Job Field3 Name is prompted	This is a listener for a prompt.
Job Field4 Name is prompted	This is a listener for a prompt.
Recruiter Name is prompted	This is a listener for a prompt.
Hiring Manager Name is prompted	This is a listener for a prompt.
Req. Identifier is prompted	This is a listener for a prompt.

Filter	Explanation
Title (BL) is prompted	This is a listener for a prompt.
Is Ace is prompted	This is a listener for a prompt.
Minimum Requirements Met is prompted	This is a listener for a prompt.
Submission Is Internal is prompted	This is a listener for a prompt.
Last Position Accepted Date is prompted	This is a listener for a prompt.
First Sourced After Latest Approval Date is prompted	This is a listener for a prompt.

## EEO Summary by EEO Category

The report displays a summary of candidates by race, gender, ethnicity and EEO category.

### Report Columns

Name	Description
Race	Returns the answer to the regulation question.
Gender	Returns the answer to the regulation question.
Ethnicity	Returns the answer to the regulation question.
EEO Job Category	Returns the requisition's EEO job category.
EEO Establishment	If the position is offered in the United States, this is the EEO establishment associated with the requisition.
# Submissions	Returns the number of distinct job submissions.

### Report Prompts

All report prompts are optional.

Name	Description
Requisition Status	Filters the report based on whether the requisition current status is in the list of values selected.
Submission Current Status Start Date	Filters the report based on whether the submission current status start date is between two selected dates.
Submission Completed Date	Filters the report based on whether the submission completed date is between two selected dates.
Submission Created Date	Filters the report based on whether the submission created date is between two selected dates.

Name	Description
Hired Candidate Start Date	Filters the report based on whether the hired start date is between two selected dates. If the hire start date is null the offer actual start date is used.
Latest Filled Date	Filters the report based on whether the latest filled date is between two selected dates.
First Sourced After Latest Approved Date	Filters the report based on whether the first sourced after latest approved date is between two selected dates.
Ref. Status Name	Filters the report based on whether the current status reference name is in the list of values selected.
Workflow Name	Filters the report based on whether the current workflow name is in the list of values selected.
Step Name	Filters the report based on whether the current step name is in the list of values selected. If the workflow name filter is being used, only the steps in the selected workflow will be available.
Status Name	Filters the report based on whether the current status name is in the list of values selected. If the step name filter is being used, only the statuses in the filtered steps will be available.
Organization (Level 1)	Filters the report based on whether the organization level1 name is in the list of values selected.
Organization (Level 2)	Filters the report based on whether the organization level2 name is in the list of values selected. If the Organization (Level 1) filter is being used, only the child organizations in organization level2 will be available.
Organization (Level 3)	Filters the report based on whether the organization level3 name is in the list of values selected. If the Organization (Level 2) filter is being used, only the child organizations in organization level3 will be available.
Organization (Level 4)	Filters the report based on whether the organization level4 name is in the list of values selected. If the Organization (Level 3) filter is being used, only the child organizations in organization level4 will be available.
Location (Level 1)	Filters the report based on whether the location level1 name is in the list of values selected.
Location (Level 2)	Filters the report based on whether the location level2 name is in the list of values selected. If the Location (Level 1) filter is being used, only the child locations in location level2 will be available.
Location (Level 3)	Filters the report based on whether the location level3 name is in the list of values selected. If the Location (Level 2) filter is being used, only the child locations in location level3 will be available.
Location (Level 4)	Filters the report based on whether the location level4 name is in the list of values selected. If the Location (Level 3) filter is being used, only the child locations in location level4 will be available.
Job Field (Level 1)	Filters the report based on whether the job field level1 name is in the list of values selected.
Job Field (Level 2)	Filters the report based on whether the job field level2 name is in the list of values selected. If the Job Field (Level 1) filter is being used, only the child job fields in job field level2 will be available.
Job Field (Level 3)	Filters the report based on whether the job field level3 name is in the list of values selected. If the Job Field (Level 2) filter is being used, only the child job fields in job field level3 will be available.
Job Field (Level 4)	Filters the report based on whether the job field level4 name is in the list of values selected. If the Job Field (Level 3) filter is being used, only the child job fields in job field level4 will be available.
Recruiter Name	Filters the report based on whether the recruiter name is in the list of values selected.
Hiring Manager Name	Filters the report based on whether the hiring manager name is in the list of values selected.
Req. Identifier	Filters the report based on whether the req. identifier is in the list of values selected.
Req. Title	Filters the report based on whether the req. title is in the list of values selected.
Minimum Requirements Met	Filters the report based on whether the minimum requirements met indicator is in the list of values selected.
Is Ace	Filters the report based on whether the is ace indicator is in the list of values selected.

Name	Description
Submission Is Internal	Filters the report based on whether the submission is internal indicator is in the list of values selected.
Submission Is Completed	Filters the report based on whether the submission is completed indicator is in the list of values selected.

## Report Filters

Filter	Description
Is Max Standard USA EEO Form with Answer is equal to/ is in YES	Filters the report based on whether USA EEO form has been answered or no regulation form has been specified.
OR	
Regulation Form Code is null	
Current Status Start Date is prompted	This is a listener for a prompt.
Submission Created Date is prompted	This is a listener for a prompt.
Submission Completed Date is prompted	This is a listener for a prompt.
Latest Filled Date is prompted	This is a listener for a prompt.
Current Reference Status Name is prompted	This is a listener for a prompt.
Current Workflow Name is prompted	This is a listener for a prompt.
Current Step Name is prompted	This is a listener for a prompt.
Current Status Name is prompted	This is a listener for a prompt.
Organization Level1 Name is prompted	This is a listener for a prompt.
Organization Level2 Name is prompted	This is a listener for a prompt.
Organization Level3 Name is prompted	This is a listener for a prompt.
Organization Level4 Name is prompted	This is a listener for a prompt.
IFNULL("Submission Dates"."Hire Start Date", "Submission Dates"."Offer Actual Start Date")	This is a listener for a prompt.  When the prompt is set this value filters on the Hire Start Date. If hire start date is null it filters on the Offer Actual Start Date.
Location Level1 Name is prompted	This is a listener for a prompt.

Filter	Description
Location Level2 Name is prompted	This is a listener for a prompt.
Location Level31 Name is prompted	This is a listener for a prompt.
Location Level4 Name is prompted	This is a listener for a prompt.
Job Field1 Name is prompted	This is a listener for a prompt.
Job Field2 Name is prompted	This is a listener for a prompt.
Job Field3 Name is prompted	This is a listener for a prompt.
Job Field4 Name is prompted	This is a listener for a prompt.
Recruiter Name is prompted	This is a listener for a prompt.
Hiring Manager Name is prompted	This is a listener for a prompt.
Req. Identifier is prompted	This is a listener for a prompt.
Title (BL) is prompted	This is a listener for a prompt.
Is Ace is prompted	This is a listener for a prompt.
Minimum Requirements Met is prompted	This is a listener for a prompt.
Submission Is Internal is prompted	This is a listener for a prompt.
Submission Is Completed is prompted	This is a listener for a prompt.
Current Status is prompted	This is a listener for a prompt.
First Sourced After Latest Approval Date is prompted	This is a listener for a prompt.

## Process Audits

The report provides a summary of data points that qualify under a variety of system audits.

## Report Columns

Name	Location
Req. Identifier	Returns the requisition id, as displayed in the recruiting application.
Title	Returns the requisition title, in its base language.
Exception	
Detail	
Candidate Identifier	Returns Candidate ID.
Name	Returns the candidate name.
Email	Returns the candidate email.
Recruiter Name	Returns the recruiter name.
Recruiter Email	Returns the recruiter email.
Hiring Manager Name	Returns the hiring manager name.
Hiring Manager Email	Returns the hiring manager email.
Organization Level1 Name	Returns the name of the organization.
Location Level1 Name	Returns the name of the requisition primary location.
Job Field Level1 Name	Returns the name of the requisition job field.
Current Status	Returns the current status of the requisition. Note that the values "Approved" and "Sourcing" roll up to the "Open" status.
Req. Audit	'@{ReqAudit}{*ALL*}'

## Original Columns/Filters

Exception	Detail	Filters
'Hire with Suspect Time to Hire'	'Time to Hire: '    CAST("Candidate Cycle Time"."Time to Hire" AS CHAR)    ' days.'	Content Reference Status Name is equal to / is in Hired  AND  (Time to Hire is less than or equal to 1  OR  Time to Hire is greater than or equal to 365)  AND  @{ReqAudit}{*ALL*} is LIKE (pattern match) %Hires with Suspect Time to Hire%
'Ace Candidate New 5+ Days'	'New for '    cast(round("Submission Aging"."Time Since Last CSW Status Change",2) as CHAR)    ' days.'	Time Since Last CSW Status Change is greater than or equal to 5  AND



Exception	Detail	Filters
		Is Ace is equal to / is in Yes  AND  Current Reference Status Name is equal to / is in New  AND  @({ReqAudit}{*ALL*}) is LIKE (pattern match) %Ace Candidates New 5+ Days%
'Hire Missing Source'	"	Current Reference Status Name is equal to / is in Hired  AND  Submission Source (BL) is null  AND  @({ReqAudit}{*ALL*}) is LIKE (pattern match) %Hires Missing Source%
'Hire Start Date < Submission Date'	'Start Date: '    EVALUATE('to_char(%1,%2)' AS CHAR, ifnull("Submission Dates"."Hire Start Date","Submission Dates"."Offer Target Start Date"),'mm/dd/yyyy')    ' ; Submission Complete Date: '    EVALUATE('to_char(%1,%2)' as CHAR,"Submission Dates"."Submission Completed Date", 'mm/dd/yyyy')	IFNULL("Submission Dates"."Hire Start Date", "Submission Dates"."Offer Actual Start Date") < "Submission Dates"."Submission Completed Date"  AND  IFNULL("Submission Dates"."Hire Start Date", "Submission Dates"."Offer Actual Start Date") is not null  AND  Current Reference Status Name is equal to / is in Hired  AND  @({ReqAudit}{*ALL*}) is LIKE (pattern match) %Hires Start Date < Submission Date%
'Hire Missing Race or Gender (U.S)'	case when "Candidate Regulations"."Gender" is null and "Candidate Regulations"."Race" is null then 'Missing Race & Gender' when "Candidate Regulations"."Gender" is not null and "Candidate Regulations"."Race" is null then 'Missing Race' else 'Missing Gender' end	@({ReqAudit}{*ALL*}) is LIKE (pattern match) %Hires Missing Race or Gender (U.S)%  AND  ((Is Max Standard USA EEO Form With Answer is equal to / is in Yes  OR  Regulation Form Code is null)  AND  (Gender is null

Exception	Detail	Filters
		OR Race is null) AND Location Level1 Name is equal to / is in United States)
'Hire Offer Accepted Date < Submission Date'	'Offer Accepted Date: '    EVALUATE('to_char(%1,%2)' AS CHAR, "Submission Dates"."Offer Accepted Date",'mm/dd/yyyy')    ' ; Submission Complete Date: '    EVALUATE('to_char(%1,%2)' as CHAR,"Submission Dates"."Submission Completed Date",'mm/dd/yyyy')	Current Reference Status Name is equal to / is in Hired AND Status is equal to / is in Accepted AND evaluate('case when %1 < %2 then %3 end' as CHAR, "Submission Dates"."Offer Accepted Date","Submission Dates"."Submission Completed Date",'X') is equal to / is in X  @{ReqAudit}{*ALL*} is LIKE (pattern match) %Hires Offer Accepted Date < Submission Date%

## Report Filters

Filter	Explanation
Current Status is prompted	This is a listener for a prompt.
Current Status Start Date is prompted	This is a listener for a prompt.
Submission Created Date is prompted	This is a listener for a prompt.
Submission Completed Date is prompted	This is a listener for a prompt.
Hired Date is prompted	This is a listener for a prompt.
Latest Filled Date is prompted	This is a listener for a prompt.
Current Reference Status Name is prompted	This is a listener for a prompt.
Current Workflow Name is prompted	This is a listener for a prompt.
Current Step Name is prompted	This is a listener for a prompt.
Current Status Name is prompted	This is a listener for a prompt.

Filter	Explanation
Organization Level1 Name is prompted	This is a listener for a prompt.
Organization Level2 Name is prompted	This is a listener for a prompt.
Organization Level3 Name is prompted	This is a listener for a prompt.
Organization Level4 Name is prompted	This is a listener for a prompt.
IFNULL("Submission Dates"."Hire Start Date", "Submission Dates"."Offer Actual Start Date") is prompted	This is a listener for a prompt. When the prompt is set this value filters on the Hire Start Date. If hire start date is null it filters on the Offer Actual Start Date.
Location Level1 Name is prompted	This is a listener for a prompt.
Location Level2 Name is prompted	This is a listener for a prompt.
Location Level31 Name is prompted	This is a listener for a prompt.
Location Level4 Name is prompted	This is a listener for a prompt.
Job Field1 Name is prompted	This is a listener for a prompt.
Job Field2 Name is prompted	This is a listener for a prompt.
Job Field3 Name is prompted	This is a listener for a prompt.
Job Field4 Name is prompted	This is a listener for a prompt.
Recruiter Name is prompted	This is a listener for a prompt.
Hiring Manager Name is prompted	This is a listener for a prompt.
Req. Identifier is prompted	This is a listener for a prompt.
Title (BL) is prompted	This is a listener for a prompt.
Is Ace is prompted	This is a listener for a prompt.
Minimum Requirements Met is prompted	This is a listener for a prompt.
Submission Is Internal is prompted	This is a listener for a prompt.
Submission Is Completed is prompted	This is a listener for a prompt.

Filter	Explanation
Current Status is prompted	This is a listener for a prompt.
First Sourced After Latest Approval Date is prompted	This is a listener for a prompt.
Last Modified Date is prompted	This is a listener for a prompt.
Last Position Accepted Date is prompted	This is a listener for a prompt.

## Report Prompts

All report prompts are optional.

Name	Description
Audits	This is a presentation variable for ReqAudit. It filters the report based on the selected audit criteria.
Current Status Start Date	Filters the report based on whether the submission current status start date is between two selected dates.
Submission Completed Date	Filters the report based on whether the submission completed date is between two selected dates.
Submission Created Date	Filters the report based on whether the submission created date is between two selected dates.
Hired Start Date	Filters the report based on whether the hired start date is between two selected dates. If the hire start date is null the offer actual start date is used.
Hired Date	Filters the report based on whether the hired date is between two selected dates.
Latest Filled Date	Filters the report based on whether the latest filled date is between two selected dates.
First Sourced After Latest Approved Date	Filters the report based on whether the first sourced after latest approved date is between two selected dates.
Last Position Accepted Date	Filters the report based on whether the last position accepted date is between two selected dates.
Ref. Status Name	Filters the report based on whether the current status reference name is in the list of values selected.
Workflow Name	Filters the report based on whether the current workflow name is in the list of values selected.
Step Name	Filters the report based on whether the current step name is in the list of values selected. If the workflow name filter is being used, only the steps in the selected workflow will be available.
Status Name	Filters the report based on whether the current status name is in the list of values selected. If the step name filter is being used, only the statuses in the filtered steps will be available.
Organization (Level 1)	Filters the report based on whether the organization level1 name is in the list of values selected.
Organization (Level 2)	Filters the report based on whether the organization level2 name is in the list of values selected. If the Organization (Level 1) filter is being used, only the child organizations in organization level2 will be available.
Organization (Level 3)	Filters the report based on whether the organization level3 name is in the list of values selected. If the Organization (Level 2) filter is being used, only the child organizations in organization level3 will be available.

Name	Description
Organization (Level 4)	Filters the report based on whether the organization level4 name is in the list of values selected. If the Organization (Level 3) filter is being used, only the child organizations in organization level4 will be available.
Location (Level 1)	Filters the report based on whether the location level1 name is in the list of values selected.
Location (Level 2)	Filters the report based on whether the location level2 name is in the list of values selected. If the Location (Level 1) filter is being used, only the child locations in location level2 will be available.
Location (Level 3)	Filters the report based on whether the location level3 name is in the list of values selected. If the Location (Level 2) filter is being used, only the child locations in location level3 will be available.
Location (Level 4)	Filters the report based on whether the location level4 name is in the list of values selected. If the Location (Level 3) filter is being used, only the child locations in location level4 will be available.
Job Field (Level 1)	Filters the report based on whether the job field level1 name is in the list of values selected.
Job Field (Level 2)	Filters the report based on whether the job field level2 name is in the list of values selected. If the Job Field (Level 1) filter is being used, only the child job fields in job field level2 will be available.
Job Field (Level 3)	Filters the report based on whether the job field level3 name is in the list of values selected. If the Job Field (Level 2) filter is being used, only the child job fields in job field level3 will be available.
Job Field (Level 4)	Filters the report based on whether the job field level4 name is in the list of values selected. If the Job Field (Level 3) filter is being used, only the child job fields in job field level4 will be available.
Recruiter Name	Filters the report based on whether the recruiter name is in the list of values selected.
Hiring Manager Name	Filters the report based on whether the hiring manager name is in the list of values selected.
Req. Identifier	Filters the report based on whether the req. identifier is in the list of values selected.
Req. Title	Filters the report based on whether the req. title is in the list of values selected.
Requisition Status	Filters the report based on whether the current status is in the list of values selected.
Minimum Requirements Met	Filters the report based on whether the minimum requirements met indicator is in the list of values selected.
Is Ace	Filters the report based on whether the is ace indicator is in the list of values selected.
Submission Is Internal	Filters the report based on whether the submission is internal indicator is in the list of values selected.
Submission Is Completed	Filters the report based on whether the submission is completed indicator is in the list of values selected.

## Requisition Pipeline Detail (Active Requisitions)

The report displays a listing of active requisitions along with a summary of candidates by various attributes.

### Report Columns

Name	Description
Req. Identifier	Returns the requisition id, as displayed in the recruiting application.
Req. Title	Returns the requisition title, in its base language.

Name	Description
Recruiter Name	Returns the recruiter name.
# Openings Left to Fill (Hired)	Returns the number of positions left to fill on the requisition, based on the number of openings minus the number of candidates in the hired reference status.
Hiring Manager Name	Returns the hiring manager name.
Organization Level1 Name	Returns the name of the organization.
Job Field Level1 Name	Returns the name of the requisition job field.
Location Level1 Name	Returns the name of the requisition primary location.
First Sourced After Latest Approval Date	Returns the first time the requisition was put into the sourcing status after the most recent time the requisition the requisition was put into the approved status.
# Submissions	Returns the number of distinct job submissions.
# Submissions Complete	Returns the number of distinct job submissions that are complete.
# Submissions Ace	Returns the number of distinct job submissions where the candidate is considered to be ACE.
# Submissions Min. Requirements Met	Returns the number of distinct job submissions where the candidate as met all the requisition minimum requirements.
# Submissions Internal	Returns the number of distinct submissions that are internal.
# Submissions Currently New	Returns the number of distinct submissions currently in the "New" reference model status.
# Submissions Current in Review	Returns the number of distinct submissions currently in the "Review" reference model status.
# Submissions Currently in 1st Intv.	Returns the number of distinct submissions currently in the "1st Interview" reference model status.
# Submissions Currently in 2nd Intv.	Returns the number of distinct submissions currently in the "2nd Interview" reference model status.
# Submissions Currently in 3rd Intv.	Returns the number of distinct submissions currently in the "3rd Interview" reference model status.
# Submissions Currently in Offer	Returns the number of distinct submissions currently in the "Offer" reference model status.
# Submissions Currently in Testing	Returns the number of distinct submissions currently in the "Testing" reference model status.
# Submissions Currently Hired	Returns the number of distinct submissions currently in the "Hired" reference model status.
# Submissions Currently Rejected	Returns the number of distinct submissions currently in the "Rejected" reference model status.
# Submissions Currently Declined	Returns the number of distinct submissions currently in the "Declined" reference model status.
# Submissions Matched	# Submissions filtered using Submission Medium = Matched to Job
# Submissions in Process	# Submissions Currently In 1st Intv + # Submissions Currently In 2nd Intv. # Submissions Currently In 2nd Intv. + # Submissions Currently In 3rd Intv. + # Submissions Currently In Offer + # Submissions Currently in Review + # Submissions Currently In Testing

## Report Prompts

All report prompts are optional.

Name	Description
Latest Fully Approved Date	Filters the report based on whether the latest fully approved date is between two selected dates.
First Sourced After Latest Approved Date	Filters the report based on whether the first sourced after latest approved date is between two selected dates.

Name	Description
Req. Creation Date	Filters the report based on whether the req. creation date is between two selected dates.
Organization (Level 1)	Filters the report based on whether the organization level1 name is in the list of values selected.
Organization (Level 2)	Filters the report based on whether the organization level2 name is in the list of values selected. If the Organization (Level 1) filter is being used, only the child organizations in organization level2 will be available.
Organization (Level 3)	Filters the report based on whether the organization level3 name is in the list of values selected. If the Organization (Level 2) filter is being used, only the child organizations in organization level3 will be available.
Organization (Level 4)	Filters the report based on whether the organization level4 name is in the list of values selected. If the Organization (Level 3) filter is being used, only the child organizations in organization level4 will be available.
Location (Level 1)	Filters the report based on whether the location level1 name is in the list of values selected.
Location (Level 2)	Filters the report based on whether the location level2 name is in the list of values selected. If the Location (Level 1) filter is being used, only the child locations in location level2 will be available.
Location (Level 3)	Filters the report based on whether the location level3 name is in the list of values selected. If the Location (Level 2) filter is being used, only the child locations in location level3 will be available.
Location (Level 4)	Filters the report based on whether the location level4 name is in the list of values selected. If the Location (Level 3) filter is being used, only the child locations in location level4 will be available.
Job Field (Level 1)	Filters the report based on whether the job field level1 name is in the list of values selected.
Job Field (Level 2)	Filters the report based on whether the job field level2 name is in the list of values selected. If the Job Field (Level 1) filter is being used, only the child job fields in job field level2 will be available.
Job Field (Level 3)	Filters the report based on whether the job field level3 name is in the list of values selected. If the Job Field (Level 2) filter is being used, only the child job fields in job field level3 will be available.
Job Field (Level 4)	Filters the report based on whether the job field level4 name is in the list of values selected. If the Job Field (Level 3) filter is being used, only the child job fields in job field level4 will be available.
Recruiter Name	Filters the report based on whether the recruiter name is in the list of values selected.
Hiring Manager Name	Filters the report based on whether the hiring manager name is in the list of values selected.
Req. Identifier	Filters the report based on whether the req. identifier is in the list of values selected.
Req. Title	Filters the report based on whether the req. title is in the list of values selected.
# Openings Left to Fill (Hired)	Allows you to select the operator for the prompt on # openings left to fill (hired) and the corresponding values, if necessary.

## Report Filters

Filter	Description
Current Status is equal to/ is in Sourcing	Filters the report to requisitions in the sourcing status.
Organization Level1 Name is prompted	This is a listener for a prompt.
Organization Level2 Name is prompted	This is a listener for a prompt.
Organization Level3 Name is prompted	This is a listener for a prompt.

Filter	Description
Organization Level4 Name is prompted	This is a listener for a prompt.
Location Level1 Name is prompted	This is a listener for a prompt.
Location Level2 Name is prompted	This is a listener for a prompt.
Location Level31 Name is prompted	This is a listener for a prompt.
Location Level4 Name is prompted	This is a listener for a prompt.
Job Field1 Name is prompted	This is a listener for a prompt.
Job Field2 Name is prompted	This is a listener for a prompt.
Job Field3 Name is prompted	This is a listener for a prompt.
Job Field4 Name is prompted	This is a listener for a prompt.
Recruiter Name is prompted	This is a listener for a prompt.
Hiring Manager Name is prompted	This is a listener for a prompt.
Req. Identifier is prompted	This is a listener for a prompt.
Title (BL) is prompted	This is a listener for a prompt.
First Sourced After Latest Approval Date is prompted	This is a listener for a prompt.
Latest Fully Approved Date is prompted	This is a listener for a prompt.

## Requisition Pipeline Summary (Active Requisitions)

The report displays a summary of active requisitions by various dimensions.

### Report Columns

Name	Description
Requisition Organization Name	A hierarchical column based on requisition organization names.
Requisition Primary Location Name	A hierarchical column based on requisition primary job location names
Requisition Job Field Name	A hierarchical column based on requisition job field names.



Name	Description
# Requisitions	Returns the number of requisitions.
# Openings	Returns the number of openings on the requisition(s).
# Openings Left to Fill (Hired)	Returns the number of positions left to fill on the requisition, based on the number of openings minus the number of candidates in the hired reference status.
# Requisitions by Recruiter	Returns the number of requisitions divided by the number of recruiters.
Average Time Since Most Recent Approval (Minus TOH)	Returns the time (in days) between now and the first occurrence of the requisition being changed to the sourcing status.
# Submissions	Returns the number of distinct job submissions.
# Submissions Complete	Returns the number of distinct job submissions that are completed
# Submissions Ace	Returns the number of distinct job submissions where the candidate is considered to be ACE.
# Submissions Min. Requirements Met	Returns the number of distinct job submissions where the candidate as met all the requisition minimum requirements.
# Submissions Internal	Returns the number of distinct submissions that are internal.
# Submissions Currently New	Returns the number of distinct submissions currently in the "New" reference model status.
# Submissions Current in Review	Returns the number of distinct submissions currently in the "Review" reference model status.
# Submissions Currently in 1st Intv.	Returns the number of distinct submissions currently in the "1st Interview" reference model status
# Submissions Currently in 2nd Intv.	Returns the number of distinct submissions currently in the "2nd Interview" reference model status.
# Submissions Currently in 3rd Intv.	Returns the number of distinct submissions currently in the "3rd Interview" reference model status.
# Submissions Currently in Offer	Returns the number of distinct submissions currently in the "Offer" reference model status.
# Submissions Currently in Testing	Returns the number of distinct submissions currently in the "Testing" reference model status.
# Submissions Currently Hired	Returns the number of distinct submissions currently in the "Hired" reference model status.
# Submissions Currently Rejected	Returns the number of distinct submissions currently in the "Rejected" reference model status.
# Submissions Currently Declined	Returns the number of distinct submissions currently in the "Declined" reference model status.
# Submissions Matched	# Submissions filtered using Submission Medium =Matched to Job
# Submissions in Process	# Submissions Currently In 1st Intv.+# Submissions Currently In 2nd Intv. + # Submissions Currently In 3rd Intv. + # Submissions Currently In Offer + # Submissions Currently in Review + # Submissions Currently In Testing
# Submissions by Candidate	Returns the number of distinct submissions divided by the number of distinct candidates.
# Submissions by Recruiter	Returns the number of submissions divided by the number of recruiters.
# Submissions by Requisition	Returns the number of submissions divided by the number of requisitions.
# Recruiters	Count of distinct recruiter id.

## Report Prompts

All report prompts are optional.

Name	Description
Latest Fully Approved Date	Filters the report based on whether the latest fully approved date is between two selected dates.
First Sourced After Latest Approved Date	Filters the report based on whether the first sourced after latest approved date is between two selected dates.
Req. Creation Date	Filters the report based on whether the req. creation date is between two selected dates.
Organization (Level 1)	Filters the report based on whether the organization level1 name is in the list of values selected.
Organization (Level 2)	Filters the report based on whether the organization level2 name is in the list of values selected. If the Organization (Level 1) filter is being used, only the child organizations in organization level2 will be available.
Organization (Level 3)	Filters the report based on whether the organization level3 name is in the list of values selected. If the Organization (Level 2) filter is being used, only the child organizations in organization level3 will be available.
Organization (Level 4)	Filters the report based on whether the organization level4 name is in the list of values selected. If the Organization (Level 3) filter is being used, only the child organizations in organization level4 will be available.
Location (Level 1)	Filters the report based on whether the location level1 name is in the list of values selected.
Location (Level 2)	Filters the report based on whether the location level2 name is in the list of values selected. If the Location (Level 1) filter is being used, only the child locations in location level2 will be available.
Location (Level 3)	Filters the report based on whether the location level3 name is in the list of values selected. If the Location (Level 2) filter is being used, only the child locations in location level3 will be available.
Location (Level 4)	Filters the report based on whether the location level4 name is in the list of values selected. If the Location (Level 3) filter is being used, only the child locations in location level4 will be available.
Job Field (Level 1)	Filters the report based on whether the job field level1 name is in the list of values selected.
Job Field (Level 2)	Filters the report based on whether the job field level2 name is in the list of values selected. If the Job Field (Level 1) filter is being used, only the child job fields in job field level2 will be available.
Job Field (Level 3)	Filters the report based on whether the job field level3 name is in the list of values selected. If the Job Field (Level 2) filter is being used, only the child job fields in job field level3 will be available.
Job Field (Level 4)	Filters the report based on whether the job field level4 name is in the list of values selected. If the Job Field (Level 3) filter is being used, only the child job fields in job field level4 will be available.
Recruiter Name	Filters the report based on whether the recruiter name is in the list of values selected.
Hiring Manager Name	Filters the report based on whether the hiring manager name is in the list of values selected.
Req. Identifier	Filters the report based on whether the req. identifier is in the list of values selected.
Req. Title	Filters the report based on whether the req. title is in the list of values selected.

## Report Filters

Filter	Description
Current Status is equal to/ is in Sourcing	Filters the report to requisitions in the sourcing status.
Organization Level1 Name is prompted	This is a listener for a prompt.
Organization Level2 Name is prompted	This is a listener for a prompt.

Filter	Description
Organization Level3 Name is prompted	This is a listener for a prompt.
Organization Level4 Name is prompted	This is a listener for a prompt.
Location Level1 Name is prompted	This is a listener for a prompt.
Location Level2 Name is prompted	This is a listener for a prompt.
Location Level31 Name is prompted	This is a listener for a prompt.
Location Level4 Name is prompted	This is a listener for a prompt.
Job Field1 Name is prompted	This is a listener for a prompt.
Job Field2 Name is prompted	This is a listener for a prompt.
Job Field3 Name is prompted	This is a listener for a prompt.
Job Field4 Name is prompted	This is a listener for a prompt.
Recruiter Name is prompted	This is a listener for a prompt.
Hiring Manager Name is prompted	This is a listener for a prompt.
Req. Identifier is prompted	This is a listener for a prompt.
Title (BL) is prompted	This is a listener for a prompt.
Req. Creation Date is prompted	This is a listener for a prompt.
First Sourced After Latest Approval Date is prompted	This is a listener for a prompt.
Latest Fully Approved Date is prompted	This is a listener for a prompt.

## Requisitions Active Historical Snapshot

The report displays how many requisitions were in the sourcing status as of a user defined point in time.

## Report Columns

Name	Description
Requisition Organization Name	A hierarchical column based on requisition organization names.
Requisition Primary Location Name	A hierarchical column based on requisition primary job location names.
Requisition Job Field Name	A hierarchical column based on requisition job field names.
# Requisitions	Returns the number of requisitions.
Avg Age	Returns the average time in days between the req. historical status start date and the point in time specified in the analysis prompt (ReqSnapDate).
# Submissions Complete	Returns the number of distinct job submissions that are completed.
# Submissions in Process	# Submissions filtered by: historical reference status name in 1st interview, 2nd interview, 3rd interview, offer, reviewed, and testing; and submission historical status start date less than the point in time specified in the analysis prompt (ReqSnapDate), and the historical status end date greater than the point in time specified in the analysis prompt (ReqSnapDate) or null.

## Report Prompts

All report prompts are optional except enter date point in time.

Name	Description
Enter Date Point in Time	This is a variable prompt (ReqSnapDate) that is used by other filters to limit data based on the specified date, which is the snapshot date.
Latest Fully Approved Date	Filters the report based on whether the latest fully approved date is between two selected dates.
First Sourced After Latest Approved Date	Filters the report based on whether the first sourced after latest approved date is between two selected dates.
Req. Creation Date	Filters the report based on whether the req. creation date is between two selected dates.
Organization (Level 1)	Filters the report based on whether the organization level1 name is in the list of values selected.
Organization (Level 2)	Filters the report based on whether the organization level2 name is in the list of values selected. If the Organization (Level 1) filter is being used, only the child organizations in organization level2 will be available.
Organization (Level 3)	Filters the report based on whether the organization level3 name is in the list of values selected. If the Organization (Level 2) filter is being used, only the child organizations in organization level3 will be available.
Organization (Level 4)	Filters the report based on whether the organization level4 name is in the list of values selected. If the Organization (Level 3) filter is being used, only the child organizations in organization level4 will be available.
Location (Level 1)	Filters the report based on whether the location level1 name is in the list of values selected.
Location (Level 2)	Filters the report based on whether the location level2 name is in the list of values selected. If the Location (Level 1) filter is being used, only the child locations in location level2 will be available.
Location (Level 3)	Filters the report based on whether the location level3 name is in the list of values selected. If the Location (Level 2) filter is being used, only the child locations in location level3 will be available.
Location (Level 4)	Filters the report based on whether the location level4 name is in the list of values selected. If the Location (Level 3) filter is being used, only the child locations in location level4 will be available.

Name	Description
Job Field (Level 1)	Filters the report based on whether the job field level1 name is in the list of values selected.
Job Field (Level 2)	Filters the report based on whether the job field level2 name is in the list of values selected. If the Job Field (Level 1) filter is being used, only the child job fields in job field level2 will be available.
Job Field (Level 3)	Filters the report based on whether the job field level3 name is in the list of values selected. If the Job Field (Level 2) filter is being used, only the child job fields in job field level3 will be available.
Job Field (Level 4)	Filters the report based on whether the job field level4 name is in the list of values selected. If the Job Field (Level 3) filter is being used, only the child job fields in job field level4 will be available.
Recruiter Name	Filters the report based on whether the recruiter name is in the list of values selected.
Hiring Manager Name	Filters the report based on whether the hiring manager name is in the list of values selected.
Req. Identifier	Filters the report based on whether the req. identifier is in the list of values selected.
Req. Title	Filters the report based on whether the req. title is in the list of values selected.

## Report Filters

Filter	Description
Historical Status is equal to/ is in Sourcing	Filters the report to requisitions historically in the sourcing status.
Req. Historical Status Start Date is less than or equal to ReqSnapDate	Filters the report to requisitions whose historical status start date is less than or equal to the point in time specified in the analysis prompt (ReqSnapDate).
Req. Historical Status End Date is greater than or equal to ReqSnapDate	Filters the report to requisitions whose historical status end date is greater than or equal to the point in time specified in the analysis prompt (ReqSnapDate), or null.
OR	
Req. Historical Status End Date is null	
Organization Level1 Name is prompted	This is a listener for a prompt.
Organization Level2 Name is prompted	This is a listener for a prompt.
Organization Level3 Name is prompted	This is a listener for a prompt.
Organization Level4 Name is prompted	This is a listener for a prompt.
Location Level1 Name is prompted	This is a listener for a prompt.
Location Level2 Name is prompted	This is a listener for a prompt.
Location Level31 Name is prompted	This is a listener for a prompt.
Location Level4 Name is prompted	This is a listener for a prompt.
Job Field1 Name is prompted	This is a listener for a prompt.

Filter	Description
Job Field2 Name is prompted	This is a listener for a prompt.
Job Field3 Name is prompted	This is a listener for a prompt.
Job Field4 Name is prompted	This is a listener for a prompt.
Recruiter Name is prompted	This is a listener for a prompt.
Hiring Manager Name is prompted	This is a listener for a prompt.
Req. Identifier is prompted	This is a listener for a prompt.
Title (BL) is prompted	This is a listener for a prompt.
Req. Creation Date is prompted	This is a listener for a prompt.
First Sourced After Latest Approval Date is prompted	This is a listener for a prompt.
Latest Fully Approved Date is prompted	This is a listener for a prompt.

## Requisitions Filled Details

The report displays a listing of filled requisitions along with a summary of candidates by various attributes.

### Report Columns

Name	Description
Req. Identifier	Returns the requisition id, as displayed in the recruiting application.
Req. Title	Returns the requisition title, in its base language.
Recruiter Name	Returns the recruiter name.
Hiring Manager Name	Returns the hiring manager name.
Organization Level1 Name	Returns the name of the organization.
Job Field Level1 Name	Returns the name of the requisition job field.
Location Level1 Name	Returns the name of the requisition primary location.
Req. Creation Date	Returns the requisition creation date.
First Sourced After Latest Approval Date	Returns the first time the requisition was put into the sourcing status after the most recent time the requisition the requisition was put into the approved status.
Latest Fully Approved Date	Returns the date/time when the requisition most recently successfully went through the full approval process.

Name	Description
Latest Filled Date	Returns the date/time when the requisition was most recently filled.
Last Position Accepted Date	Returns the date/time when the last position was accepted on the requisition.
Req. Last Modified Date	Returns the date/time when the requisition was last modified.
# Openings	Returns the number of openings on the requisition(s).
# Openings Left to Fill (Hired)	Returns the number of positions left to fill on the requisition, based on the number of openings minus the number of candidates in the hired reference status.
# Submissions	Returns the number of distinct job submissions.
# Submissions Complete	Returns the number of distinct job submissions that are completed.
# Submissions Ace	Returns the number of distinct job submissions where the candidate is considered to be ACE.
# Submissions Min. Requirements Met	Returns the number of distinct job submissions where the candidate as met all the requisition minimum requirements.
# Submissions Internal	Returns the number of distinct submissions that are internal .
# Submissions Currently Hired	Returns the number of distinct submissions currently in the "Hired" reference model status.
# Submissions Currently Rejected	Returns the number of distinct submissions currently in the "Rejected" reference model status.
# Submissions Currently Declined	Returns the number of distinct submissions currently in the "Declined" reference model status
# Hires Min. Requirements Met	# Submissions Min. Requirements Met filtered using Current Reference Status Name = Hired
# Hires Ace	# Submissions Ace filtered using Current Reference Status Name=Hired
# Hires Internal	# Submissions Internal filtered using Current Reference Status Name=Hired
# Submissions by Hire	# Submissions Complete / # Submissions Currently Hired
# Interviews by Hire	# Submissions Reached 1st Intv. / # Submissions Currently Hired
Cycle Time	Returns the average number of days between the req. creation date and the latest filled date.
Time to Approve	Returns the average number of days between the first to be approved date and the first fully approved date.
Time to Fill	Returns the average number of days between the first fully approved date and the latest filled date.
Time to Latest Position Accepted	Returns the average number of days between the first fully approved date and the last position accepted date.
Time to Source	Returns the average number of days between the req. creation date and the first sourced date.
Average Submission Cycle Time	Returns the number of days between the submission completed date and the hired date.
Average Time to Hire	Returns the number of days between the first fully approved date and the hired date.
Average Time to Start	Returns the number of days between the first fully approved date and the hire start date (offer actual start date, if hire start date is null).

## Report Prompts

All report prompts are optional.

Name	Description
Latest Fully Approved Date	Filters the report based on whether the latest fully approved date is between two selected dates.
First Sourced After Latest Approved Date	Filters the report based on whether the first sourced after latest approved date is between two selected dates.
Req. Creation Date	Filters the report based on whether the req. creation date is between two selected dates.
Latest Filled Date	Filters the report based on whether the latest filled date is between two selected dates.
Latest Position Accepted Date	Filters the report based on whether the latest position accepted date is between two selected dates.
Req. Last Modified Date	Filters the report based on whether the req. last modified date is between two selected dates.
Organization (Level 1)	Filters the report based on whether the organization level1 name is in the list of values selected.
Organization (Level 2)	Filters the report based on whether the organization level2 name is in the list of values selected. If the Organization (Level 1) filter is being used, only the child organizations in organization level2 will be available.
Organization (Level 3)	Filters the report based on whether the organization level3 name is in the list of values selected. If the Organization (Level 2) filter is being used, only the child organizations in organization level3 will be available.
Organization (Level 4)	Filters the report based on whether the organization level4 name is in the list of values selected. If the Organization (Level 3) filter is being used, only the child organizations in organization level4 will be available.
Location (Level 1)	Filters the report based on whether the location level1 name is in the list of values selected.
Location (Level 2)	Filters the report based on whether the location level2 name is in the list of values selected. If the Location (Level 1) filter is being used, only the child locations in location level2 will be available.
Location (Level 3)	Filters the report based on whether the location level3 name is in the list of values selected. If the Location (Level 2) filter is being used, only the child locations in location level3 will be available.
Location (Level 4)	Filters the report based on whether the location level4 name is in the list of values selected. If the Location (Level 3) filter is being used, only the child locations in location level4 will be available.
Job Field (Level 1)	Filters the report based on whether the job field level1 name is in the list of values selected.
Job Field (Level 2)	Filters the report based on whether the job field level2 name is in the list of values selected. If the Job Field (Level 1) filter is being used, only the child job fields in job field level2 will be available.
Job Field (Level 3)	Filters the report based on whether the job field level3 name is in the list of values selected. If the Job Field (Level 2) filter is being used, only the child job fields in job field level3 will be available.
Job Field (Level 4)	Filters the report based on whether the job field level4 name is in the list of values selected. If the Job Field (Level 3) filter is being used, only the child job fields in job field level4 will be available.
Recruiter Name	Filters the report based on whether the recruiter name is in the list of values selected.
Hiring Manager Name	Filters the report based on whether the hiring manager name is in the list of values selected.
Req. Identifier	Filters the report based on whether the req. identifier is in the list of values selected.
Req. Title	Filters the report based on whether the req. title is in the list of values selected.

## Report Filters

Filter	Description
Current Status is equal to/ is in Filled	Filters the report to requisitions in the filled status.



Filter	Description
Organization Level1 Name is prompted	This is a listener for a prompt.
Organization Level2 Name is prompted	This is a listener for a prompt.
Organization Level3 Name is prompted	This is a listener for a prompt.
Organization Level4 Name is prompted	This is a listener for a prompt.
Location Level1 Name is prompted	This is a listener for a prompt.
Location Level2 Name is prompted	This is a listener for a prompt.
Location Level31 Name is prompted	This is a listener for a prompt.
Location Level4 Name is prompted	This is a listener for a prompt.
Job Field1 Name is prompted	This is a listener for a prompt.
Job Field2 Name is prompted	This is a listener for a prompt.
Job Field3 Name is prompted	This is a listener for a prompt.
Job Field4 Name is prompted	This is a listener for a prompt.
Recruiter Name is prompted	This is a listener for a prompt.
Hiring Manager Name is prompted	This is a listener for a prompt.
Req. Identifier is prompted	This is a listener for a prompt.
Title (BL) is prompted	This is a listener for a prompt.
First Sourced After Latest Approval Date is prompted	This is a listener for a prompt.
Latest Fully Approved Date is prompted	This is a listener for a prompt.
Latest Filled Date is prompted	This is a listener for a prompt.
Last Positon Accepted Date is prompted	This is a listener for a prompt.
Req. Last Modified Date is prompted	This is a listener for a prompt.

## Requisitions Filled Summary

The report displays a summary of filled requisitions by various dimensions.

### Report Columns

Name	Description
Requisition Organization Name	Returns the Requisition Organization hierarchy object.
Requisition Primary Location Name	Returns the Requisition Primary Location Name hierarchy object.
Requisition Job Field Name	Returns the Requisition Job Field Name hierarchy object.
Requisition Latest Filled Date	Returns the Requisition Latest Filled Date hierarchy object.
# Requisitions	Returns the number of requisitions.
# Openings	Returns the number of openings on the requisition(s).
# Openings Left to Fill (Hired)	Returns the number of positions left to fill on the requisition, based on the number of openings minus the number of candidates in the hired reference status.
# Requisitions by Recruiter	Returns the number of requisitions divided by the number of recruiters
# Submissions	Returns the number of distinct job submissions
# Submissions Complete	Returns the number of distinct job submissions that are completed
# Submissions Ace	Returns the number of distinct job submissions where the candidate is considered to be ACE.
# Submissions Min. Requirements Met	Returns the number of distinct job submissions where the candidate as met all the requisition minimum requirements.
# Submissions Internal	Returns the number of distinct submissions that are internal.
# Submissions Currently Hired	Returns the number of distinct submissions currently in the "Hired" reference model status.
# Submissions Currently Rejected	Returns the number of distinct submissions currently in the "Rejected" reference model status.
# Submissions Currently Declined	Returns the number of distinct submissions currently in the "Declined" reference model status.
# Submissions By Recruiter	Returns the number of submissions divided by the number of recruiters
# Hires Min. Requirements Met	# Submissions Min. Requirements Met filtered using Current Reference Status Name=Hired
# Hires Ace	# Submissions Ace filtered using =HiredCurrent Reference Status Name.
# Hires Internal	# Submissions Internal filtered using Current Reference Status Name=Hired
# Submissions by Hire	# Submissions Complete / # Submissions Currently Hired
# Interviews by Hire	# Submissions Reached 1st Intv. / # Submissions Currently Hired
Average Cycle Time	Returns the number of days between the req. creation date and the latest filled date.
Average Time to Approve	Returns the number of days between the first to be approved date and the first fully approved date.
Average Time to Fill	Returns the number of days between the first fully approved date and the latest filled date.
Average Time to Latest Position Accepted	Returns the number of days between the first fully approved date and the last position accepted date.

Name	Description
Average Time to Source	Returns the number of days between the req. creation date and the first sourced date.
Average Submission Cycle Time	Returns the number of days between the submission completed date and the hired date.
Average Time to Hire	Returns the number of days between the first fully approved date and the hired date.
Average Time to Start	Returns the number of days between the first fully approved date and the hire start date (offer actual start date, if hire start date is null).
# Recruiters	Returns a count of distinct recruiter id's.

## Report Prompts

All report prompts are optional.

Name	Description
Latest Fully Approved Date	Filters the report based on whether the latest fully approved date is between two selected dates.
First Sourced After Latest Approved Date	Filters the report based on whether the first sourced after latest approved date is between two selected dates.
Req. Creation Date	Filters the report based on whether the req. creation date is between two selected dates.
Latest Filled Date	Filters the report based on whether the latest filled date is between two selected dates.
Latest Position Accepted Date	Filters the report based on whether the latest position accepted date is between two selected dates.
Req. Last Modified Date	Filters the report based on whether the req. last modified date is between two selected dates.
Organization (Level 1)	Filters the report based on whether the organization level1 name is in the list of values selected.
Organization (Level 2)	Filters the report based on whether the organization level2 name is in the list of values selected. If the Organization (Level 1) filter is being used, only the child organizations in organization level2 will be available.
Organization (Level 3)	Filters the report based on whether the organization level3 name is in the list of values selected. If the Organization (Level 2) filter is being used, only the child organizations in organization level3 will be available.
Organization (Level 4)	Filters the report based on whether the organization level4 name is in the list of values selected. If the Organization (Level 3) filter is being used, only the child organizations in organization level4 will be available.
Location (Level 1)	Filters the report based on whether the location level1 name is in the list of values selected.
Location (Level 2)	Filters the report based on whether the location level2 name is in the list of values selected. If the Location (Level 1) filter is being used, only the child locations in location level2 will be available.
Location (Level 3)	Filters the report based on whether the location level3 name is in the list of values selected. If the Location (Level 2) filter is being used, only the child locations in location level3 will be available.
Location (Level 4)	Filters the report based on whether the location level4 name is in the list of values selected. If the Location (Level 3) filter is being used, only the child locations in location level4 will be available.
Job Field (Level 1)	Filters the report based on whether the job field level1 name is in the list of values selected.
Job Field (Level 2)	Filters the report based on whether the job field level2 name is in the list of values selected. If the Job Field (Level 1) filter is being used, only the child job fields in job field level2 will be available.
Job Field (Level 3)	Filters the report based on whether the job field level3 name is in the list of values selected. If the Job Field (Level 2) filter is being used, only the child job fields in job field level3 will be available.

Name	Description
Job Field (Level 4)	Filters the report based on whether the job field level4 name is in the list of values selected. If the Job Field (Level 3) filter is being used, only the child job fields in job field level4 will be available.
Recruiter Name	Filters the report based on whether the recruiter name is in the list of values selected.
Hiring Manager Name	Filters the report based on whether the hiring manager name is in the list of values selected.
Req. Identifier	Filters the report based on whether the req. identifier is in the list of values selected.
Req. Title	Filters the report based on whether the req. title is in the list of values selected.

## Report Filters

Filter	Description
Current Status is equal to/ is in Filled	Filters the report to requisitions in the filled status.
Organization Level1 Name is prompted	This is a listener for a prompt.
Organization Level2 Name is prompted	This is a listener for a prompt.
Organization Level3 Name is prompted	This is a listener for a prompt.
Organization Level4 Name is prompted	This is a listener for a prompt.
Location Level1 Name is prompted	This is a listener for a prompt.
Location Level2 Name is prompted	This is a listener for a prompt.
Location Level31 Name is prompted	This is a listener for a prompt.
Location Level4 Name is prompted	This is a listener for a prompt.
Job Field1 Name is prompted	This is a listener for a prompt.
Job Field2 Name is prompted	This is a listener for a prompt.
Job Field3 Name is prompted	This is a listener for a prompt.
Job Field4 Name is prompted	This is a listener for a prompt.
Recruiter Name is prompted	This is a listener for a prompt.
Hiring Manager Name is prompted	This is a listener for a prompt.
Req. Identifier is prompted	This is a listener for a prompt.
Title (BL) is prompted	This is a listener for a prompt.

Filter	Description
First Sourced After Latest Approval Date is prompted	This is a listener for a prompt.
Latest Fully Approved Date is prompted	This is a listener for a prompt.
Latest Filled Date is prompted	This is a listener for a prompt.
Last Position Accepted Date is prompted	This is a listener for a prompt.
Req. Last Modified Date is prompted	This is a listener for a prompt.
Req. Creation Date is prompted	This is a listener for a prompt.

## Requisitions on Hold

The report provides a listing of requisitions that are currently in the “to be approved” status by aging.

### Report Columns

Name	Description
Req. Identifier	Returns the requisition id, as displayed in the recruiting application.
Req. Title	Returns the requisition title, in its base language.
Recruiter Name	Returns the recruiter name.
Hiring Manager Name	Returns the hiring manager name.
Organization Level1 Name	Returns the name of the organization.
Job Field Level1 Name	Returns the name of the requisition job field.
Location Level1 Name	Returns the name of the requisition primary location.
Req. Creation Date	Returns the requisition creation date.
First Sourced After Latest Approval Date	Returns the first time the requisition was put into the sourcing status after the most recent time the requisition the requisition was put into the approved status.
Latest Fully Approved Date	Returns the date/time when the requisition most recently successfully went through the full approval process.
Latest Filled Date	Returns the date/time when the requisition was most recently filled.
Last Position Accepted Date	Returns the date/time when the last position was accepted on the requisition.
Req. Last Modified Date	Returns the date/time when the requisition was last modified
Latest On Hold Date	
# Openings	Returns the number of openings on the requisition(s).

Name	Description
# Openings Left to Fill (Hired)	Returns the number of positions left to fill on the requisition, based on the number of openings minus the number of candidates in the hired reference status.
# Submissions	Returns the number of distinct job submissions.
# Submissions Complete	Returns the number of distinct job submissions that are completed.
# Submissions Ace	Returns the number of distinct job submissions where the candidate is considered to be ACE.
# Submissions Min. Requirements Met	Returns the number of distinct job submissions where the candidate as met all the requisition minimum requirements.
# Submissions Internal	Returns the number of distinct submissions that are internal.
# Submissions Currently New	Returns the number of distinct submissions currently in the "New" reference model status.
# Submissions Currently In Review	Returns the number of distinct submissions currently in the "Review" reference model status.
# Submissions Currently In 1st Intv.	Returns the number of distinct submissions currently in the "1st Interview" reference model status.
# Submissions Currently In 2nd Intv.	Returns the number of distinct submissions currently in the "2nd Interview" reference model status.
# Submissions Currently In 3rd Intv.	Returns the number of distinct submissions currently in the "3rd Interview" reference model status.
# Submissions Currently In Offer	Returns the number of distinct submissions currently in the "Offer" reference model status.
# Submissions Currently Testing	Returns the number of distinct submissions currently in the "Testing" reference model status.
# Submissions Currently Hired	Returns the number of distinct submissions currently in the "Hired" reference model status.
# Submissions Currently Rejected	Returns the number of distinct submissions currently in the "Rejected" reference model status.
# Submissions Currently Declined	Returns the number of distinct submissions currently in the "Declined" reference model status.
# Submissions Matched	Returns # Submission filtered by Submission Medium ='Matched to Job'.
# Submissions In Process	Returns an aggregate of : # Submissions Currently In 1st Intv.+# Submissions Currently In 2nd Intv. +# Submissions Currently In 3rd Intv. + # Submissions Currently In Offer + # Submissions Currently in Review + # Submissions Currently In Testing
# Hires Min. Requirements Met	# Submissions Min. Requirements Metfiltered using Current Reference Status Name=Hired
# Hires Ace	# Submissions Ace filtered using Current Reference Status Name =Hired
# Hires Internal	# Submissions Internal filtered using Current Reference Status Name=Hired
# Submissions by Hire	# Submissions Complete / # Submissions Currently Hired
# Interviews by Hire	# Submissions Reached 1st Intv. / # Submissions Currently Hired
Cycle Time	Returns the average number of days between the req. creation date and the latest filled date.
Time to Approve	Returns the average number of days between the first to be approved date and the first fully approved date.
Time to Fill	Returns the average number of days between the first fully approved date and the latest filled date.
Time to Latest Position Accepted	Returns the average number of days between the first fully approved date and the last position accepted date.
Time to Source	Returns the average number of days between the req. creation date and the first sourced date.
Average Submission Cycle Time	Returns the number of days between the submission completed date and the hired date.
Average Time to Hire	Returns the number of days between the first fully approved date and the hired date.

Name	Description
Average Time to Start	Returns the number of days between the first fully approved date and the hire start date (offer actual start date, if hire start date is null).

## Report Prompts

All report prompts are optional.

Name	Description
Latest Fully Approved Date	Filters the report based on whether the latest fully approved date is between two selected dates.
First Sourced After Latest Approved Date	Filters the report based on whether the first sourced after latest approved date is between two selected dates.
Latest On Hold Date	Filters the report based on whether the req. latest on hold date is between two selected dates.
Organization (Level 1)	Filters the report based on whether the organization level1 name is in the list of values selected.
Organization (Level 2)	Filters the report based on whether the organization level2 name is in the list of values selected. If the Organization (Level 1) filter is being used, only the child organizations in organization level2 will be available.
Organization (Level 3)	Filters the report based on whether the organization level3 name is in the list of values selected. If the Organization (Level 2) filter is being used, only the child organizations in organization level3 will be available.
Organization (Level 4)	Filters the report based on whether the organization level4 name is in the list of values selected. If the Organization (Level 3) filter is being used, only the child organizations in organization level4 will be available.
Location (Level 1)	Filters the report based on whether the location level1 name is in the list of values selected.
Location (Level 2)	Filters the report based on whether the location level2 name is in the list of values selected. If the Location (Level 1) filter is being used, only the child locations in location level2 will be available.
Location (Level 3)	Filters the report based on whether the location level3 name is in the list of values selected. If the Location (Level 2) filter is being used, only the child locations in location level3 will be available.
Location (Level 4)	Filters the report based on whether the location level4 name is in the list of values selected. If the Location (Level 3) filter is being used, only the child locations in location level4 will be available.
Job Field (Level 1)	Filters the report based on whether the job field level1 name is in the list of values selected.
Job Field (Level 2)	Filters the report based on whether the job field level2 name is in the list of values selected. If the Job Field (Level 1) filter is being used, only the child job fields in job field level2 will be available.
Job Field (Level 3)	Filters the report based on whether the job field level3 name is in the list of values selected. If the Job Field (Level 2) filter is being used, only the child job fields in job field level3 will be available.
Job Field (Level 4)	Filters the report based on whether the job field level4 name is in the list of values selected. If the Job Field (Level 3) filter is being used, only the child job fields in job field level4 will be available.
Recruiter Name	Filters the report based on whether the recruiter name is in the list of values selected.
Hiring Manager Name	Filters the report based on whether the hiring manager name is in the list of values selected.
Req. Identifier	Filters the report based on whether the req. identifier is in the list of values selected.
Req. Title	Filters the report based on whether the req. title is in the list of values selected.

## Report Filters

Filter	Description
Current Status is equal to/ is in On Hold	Filters the report to requisitions in the on hold status.
Time on Hold In Current Hold Period is not null	Filters the report to requisitions with a time on hold for current hold period metric.
Organization Level1 Name is prompted	This is a listener for a prompt.
Organization Level2 Name is prompted	This is a listener for a prompt.
Organization Level3 Name is prompted	This is a listener for a prompt.
Organization Level4 Name is prompted	This is a listener for a prompt.
Location Level1 Name is prompted	This is a listener for a prompt.
Location Level2 Name is prompted	This is a listener for a prompt.
Location Level31 Name is prompted	This is a listener for a prompt.
Location Level4 Name is prompted	This is a listener for a prompt.
Job Field1 Name is prompted	This is a listener for a prompt.
Job Field2 Name is prompted	This is a listener for a prompt.
Job Field3 Name is prompted	This is a listener for a prompt.
Job Field4 Name is prompted	This is a listener for a prompt.
Recruiter Name is prompted	This is a listener for a prompt.
Hiring Manager Name is prompted	This is a listener for a prompt.
Req. Identifier is prompted	This is a listener for a prompt.
Title (BL) is prompted	This is a listener for a prompt.
First Sourced After Latest Approval Date is prompted	This is a listener for a prompt.
Latest Filled Date is prompted	This is a listener for a prompt.
Latest On Hold Date is prompted	This is a listener for a prompt.



# Requisitions Pending Approval

The report provides a listing of requisitions that are currently in the “to be approved” status by aging.

## Report Columns

Name	Description
Req. Identifier	Returns the requisition id, as displayed in the recruiting application.
Title (BL)	Returns the requisition title, in its base language.
# Openings	Returns the number of openings on the requisition(s).
Req. Creation Date	Returns the date/time when the requisition was created.
Recruiter Name	Returns the recruiter name.
Recruiter Email	Returns the recruiter email.
Hiring Manager Name	Returns the hiring manager name.
Hiring Manager Email	Returns the hiring manager email.
Organization Level1 Name	Returns the name of the organization.
Location Level1 Name	Returns the name of the requisition primary location.
Job Field Level1 Name	Returns the name of the requisition job field.
Req. Historical Status Start Date	Returns the date/time when the requisition was placed into the status.
Historical Status User	Returns the user responsible for changing the requisition status.
Days In To Be Approved	evaluate('CAST(LOCALTIMESTAMP(0) AT TIME_ZONE 'EST5EDT' as Date) - CAST(%1 AT TIME_ZONE 'EST5EDT' as Date)' as double,"Requisition Status - Historical"."Req. Historical Status Start Date")
Approver 1	<pre> <b>case</b> <b>when</b> "Requisition Approval History"."Approver 1 Full Name" <b>is not null</b> <b>then</b> "Requisition Approval History"."Approver 1 Full Name"    ' &lt;BR&gt;'          "Requisition Approval History"."Approver 1 Email"    ' &lt;BR&gt;'          "Requisition Approval History"."Approver 1 Decision"    ' '                <b>case</b> <b>when</b> "Requisition Approval History"."Approver 1 Decision Date" <b>is not null</b> <b>then</b> '('          <b>replace</b> (       <b>cast</b>(MONTH("Requisition Approval History"."Approver 1 Decision Date")       <b>as</b> CHAR)    '/'          <b>cast</b>(DAYOFMONTH("Requisition Approval History"."Approver 1 Decision       Date") <b>as</b> CHAR)    '/'          <b>cast</b>(YEAR("Requisition Approval History"."Approver 1 Decision Date") <b>as</b>       CHAR), ' ', ',')    ')'       <b>end</b>       <b>end</b>                     </pre>
Approver 2	<pre> <b>case</b> <b>when</b> "Requisition Approval History"."Approver 2 Full Name" <b>is not null</b>                     </pre>

Name	Description
	<pre> then "Requisition Approval History"."Approver 2 Full Name"    ' &lt;BR&gt;'    "Requisition Approval History"."Approver 2 Email"    ' &lt;BR&gt;'    "Requisition Approval History"."Approver 2 Decision"    ' '    case when "Requisition Approval History"."Approver 2 Decision Date" is not null then '('    replace( cast(MONTH("Requisition Approval History"."Approver 2 Decision Date") as CHAR)    '/'    cast(DAYOFMONTH("Requisition Approval History"."Approver 2 Decision Date") as CHAR)    '/'    cast(YEAR("Requisition Approval History"."Approver 2 Decision Date") as CHAR), ' ', '' )    ')' end end                     </pre>
<p>Approver 3</p>	<pre> case when "Requisition Approval History"."Approver 3 Full Name" is not null then "Requisition Approval History"."Approver 3 Full Name"    ' &lt;BR&gt;'    "Requisition Approval History"."Approver 3 Email"    ' &lt;BR&gt;'    "Requisition Approval History"."Approver 3 Decision"    ' '    case when "Requisition Approval History"."Approver 3 Decision Date" is not null then '('    replace( cast(MONTH("Requisition Approval History"."Approver 3 Decision Date") as CHAR)    '/'    cast(DAYOFMONTH("Requisition Approval History"."Approver 3 Decision Date") as CHAR)    '/'    cast(YEAR("Requisition Approval History"."Approver 3 Decision Date") as CHAR), ' ', '' )    ')' end end                     </pre>
<p>Approver 4</p>	<pre> case when "Requisition Approval History"."Approver 4 Full Name" is not null then "Requisition Approval History"."Approver 4 Full Name"    ' &lt;BR&gt;'    "Requisition Approval History"."Approver 4 Email"    ' &lt;BR&gt;'    "Requisition Approval History"."Approver 4 Decision"    ' '    case when "Requisition Approval History"."Approver 4 Decision Date" is not null then '('    replace( cast(MONTH("Requisition Approval History"."Approver 4 Decision Date") as CHAR)    '/'    cast(DAYOFMONTH("Requisition Approval History"."Approver 4 Decision Date") as CHAR)    '/'    cast(YEAR("Requisition Approval History"."Approver 4 Decision Date") as CHAR), ' ', '' )    ')' end end                     </pre>
<p>Approver 5</p>	<pre> case when "Requisition Approval History"."Approver 5 Full Name" is not null then "Requisition Approval History"."Approver 5 Full Name"    ' &lt;BR&gt;'    "Requisition Approval History"."Approver 5 Email"    ' &lt;BR&gt;'                     </pre>

Name	Description
	<pre>    "Requisition Approval History"."Approver 5 Decision"    ' '    case when "Requisition Approval History"."Approver 5 Decision Date" is not null then '('    replace( cast(MONTH("Requisition Approval History"."Approver 5 Decision Date") as CHAR)    '/'    cast(DAYOFMONTH("Requisition Approval History"."Approver 5 Decision Date") as CHAR)    '/'    cast(YEAR("Requisition Approval History"."Approver 5 Decision Date") as CHAR), ' ', ',')    ')' end end                     </pre>
Approver 6	<pre> case when "Requisition Approval History"."Approver 6 Full Name" is not null then "Requisition Approval History"."Approver 6 Full Name"    ' &lt;BR&gt;'    "Requisition Approval History"."Approver 6 Email"    ' &lt;BR&gt;'    "Requisition Approval History"."Approver 6 Decision"    ' '    case when "Requisition Approval History"."Approver 6 Decision Date" is not null then '('    replace( cast(MONTH("Requisition Approval History"."Approver 6 Decision Date") as CHAR)    '/'    cast(DAYOFMONTH("Requisition Approval History"."Approver 6 Decision Date") as CHAR)    '/'    cast(YEAR("Requisition Approval History"."Approver 6 Decision Date") as CHAR), ' ', ',')    ')' end end                     </pre>
Latest Approval Path Event Date	MAX("Requisition Tracking History"."Req. History Transaction Date")
Latest Approval Path Event User	SUBSTRING(MAX(EVALUATE('TO_CHAR(%1,%2)' AS CHAR,"Requisition Tracking History"."Req. History Transaction Date",'YYYYMMDDHH24MISS')    ' '    "Requisition Tracking History"."Req. History Transaction By User"),16,255)
Days Since Latest Approval Path Event	evaluate('CAST(LOCALTIMESTAMP(0) AT TIME_ZONE ''EST5EDT'' as Date) - CAST(%1 AT TIME_ZONE ''EST5EDT'' as Date)' as double,MAX("Requisition Tracking History"."Req. History Transaction Date"))

## Report Prompts

Name	Description
To Be Approved Date	Filters the report based on whether the req. historical status start date is between two selected dates.
Organization (Level 1)	Filters the report based on whether the organization level1 name is in the list of values selected.
Organization (Level 2)	Filters the report based on whether the organization level2 name is in the list of values selected. If the Organization (Level 1) filter is being used, only the child organizations in organization level2 will be available.

Name	Description
Organization (Level 3)	Filters the report based on whether the organization level3 name is in the list of values selected. If the Organization (Level 2) filter is being used, only the child organizations in organization level3 will be available.
Organization (Level 4)	Filters the report based on whether the organization level4 name is in the list of values selected. If the Organization (Level 3) filter is being used, only the child organizations in organization level4 will be available.
Location (Level 1)	Filters the report based on whether the location level1 name is in the list of values selected.
Location (Level 2)	Filters the report based on whether the location level2 name is in the list of values selected. If the Location (Level 1) filter is being used, only the child locations in location level2 will be available.
Location (Level 3)	Filters the report based on whether the location level3 name is in the list of values selected. If the Location (Level 2) filter is being used, only the child locations in location level3 will be available.
Location (Level 4)	Filters the report based on whether the location level4 name is in the list of values selected. If the Location (Level 3) filter is being used, only the child locations in location level4 will be available.
Job Field (Level 1)	Filters the report based on whether the job field level1 name is in the list of values selected.
Job Field (Level 2)	Filters the report based on whether the job field level2 name is in the list of values selected. If the Job Field (Level 1) filter is being used, only the child job fields in job field level2 will be available.
Job Field (Level 3)	Filters the report based on whether the job field level3 name is in the list of values selected. If the Job Field (Level 2) filter is being used, only the child job fields in job field level3 will be available.
Job Field (Level 4)	Filters the report based on whether the job field level4 name is in the list of values selected. If the Job Field (Level 3) filter is being used, only the child job fields in job field level4 will be available.
Recruiter Name	Filters the report based on whether the recruiter name is in the list of values selected.
Hiring Manager Name	Filters the report based on whether the hiring manager name is in the list of values selected.
Req. Identifier	Filters the report based on whether the req. identifier is in the list of values selected.
Req. Title	Filters the report based on whether the req. title is in the list of values selected.

## Report Filters

Filter	Description
Transaction Event Type is equal to / is in Requisition Approved on Behalf; Requisition Approved; Requisition Approval Passed; Requisition Approval Passed on Behalf; Requisition Approval Requested; Requisition approval request	Filters the report to requisitions with the following transaction event types.
Historical Status is equal to / is in To Be Approved	Filters the report to requisitions with a historical status of To Be Approved.
Req. Historical Status End Date is null	Filters the report to requisitions where the historical status end date is not available.
Current Status is equal to / is in To Be Approved	Filters the report to requisitions with the status to be approved.
Organization Level1 Name is prompted	This is a listener for a prompt.
Organization Level2 Name is prompted	This is a listener for a prompt.

Filter	Description
Organization Level3 Name is prompted	This is a listener for a prompt.
Organization Level4 Name is prompted	This is a listener for a prompt.
Location Level1 Name is prompted	This is a listener for a prompt.
Location Level2 Name is prompted	This is a listener for a prompt.
Location Level31 Name is prompted	This is a listener for a prompt.
Location Level4 Name is prompted	This is a listener for a prompt.
Job Field1 Name is prompted	This is a listener for a prompt.
Job Field2 Name is prompted	This is a listener for a prompt.
Job Field3 Name is prompted	This is a listener for a prompt.
Job Field4 Name is prompted	This is a listener for a prompt.
Recruiter Name is prompted	This is a listener for a prompt.
Hiring Manager Name is prompted	This is a listener for a prompt.
Req. Identifier is prompted	This is a listener for a prompt.
Title (BL) is prompted	This is a listener for a prompt.



## 2 Onboarding Standard Content

### Sample Dashboard

#### Onboarding - In Progress

The dashboard shows counts of processes and tasks, and also includes metrics on how long tasks and processes have been open. There is also a detailed table that shows a list of currently in progress processes and the task currently being completed with a flag indicating whether the process is in the red status.



## Component

Component	Name
1	<a href="#">Onboarding - Dashboard Prompt</a>
2	<a href="#">Onboarding - Dashboard Prompt Date Ranges - In Progress</a>
3	<a href="#">Onboarding - Process In Progress Summary</a>
4	<a href="#">Onboarding - Tasks In Process Summary</a>
5	<a href="#">Onboarding - Processes In Progress Analysis</a>
6	<a href="#">Onboarding - Processes In Progress List</a>

## Onboarding - Process In Progress Summary

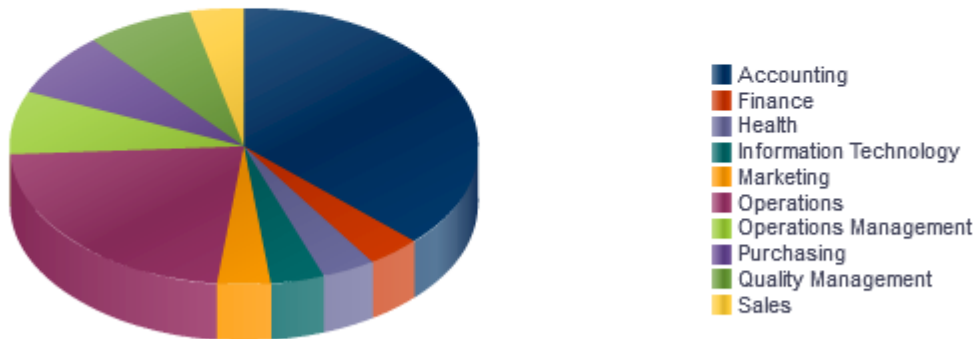
Displays the number of submission transition processes that are in progress, by a variety of dimensions.

### Onboarding Process In Progress

#### Onboarding Processes In Progress

**View By:**  ▼

**View As:**  ▼



# Processes

## Report Columns

Name	Syntax
Dimensions	See View By: Dimensions
# Processes	"Submission Transitions Process Counts"."# Submission Transitions Processes"



## View By: Dimensions

Name	Syntax
Organization	"Requisition Organization"."Organization Level1 Name"
Country	"Requisition Primary Location"."Location Level1 Name"
Category	"Requisition Job Field"."Job Field Level1 Name"
Department	"Requisition Department"."Department Name"
Hiring Manager	"Requisition Hiring Manager"."Hiring Manager Name"
Process Name	<b>"Submission Transitions Process"."Submission Transitions Process Name (BL)"    Replace("Requisition Identification"."Req. Identifier","Requisition Identification"."Req. Identifier",'')</b>
Process Owner	<b>"Submission Transitions Process"."Submission Transitions Process Owner Full Name"    Replace("Requisition Identification"."Req. Identifier","Requisition Identification"."Req. Identifier",'')</b>
Process Completion	<b>CASE WHEN "Submission Transitions Process"."Submission Transitions Process Percent Complete" &lt; 25                  Then '0-25%'                  WHEN "Submission Transitions Process"."Submission Transitions Process Percent Complete" &lt; 50                  THEN '25-50%'                  WHEN "Submission Transitions Process"."Submission Transitions Process Percent Complete" &lt; 75                  Then '50-75%'                  WHEN "Submission Transitions Process"."Submission Transitions Process Percent Complete" &lt; 100                  Then '75-100%'                  END    Replace("Requisition Identification"."Req. Identifier","Requisition Identification"."Req. Identifier",'')</b>
Process Days In Progress	<b>"Submission Transitions Process"."Submission Transitions Process Days In Progress" + "Requisition Identification"."# Openings" - "Requisition Identification"."# Openings"</b>

## View Configurations

Name	Additional Information
Pie	Slice Size: # Processes  Slices: Dimension
Table	Columns and Measures: Dimension, # Processes

## Report Filters

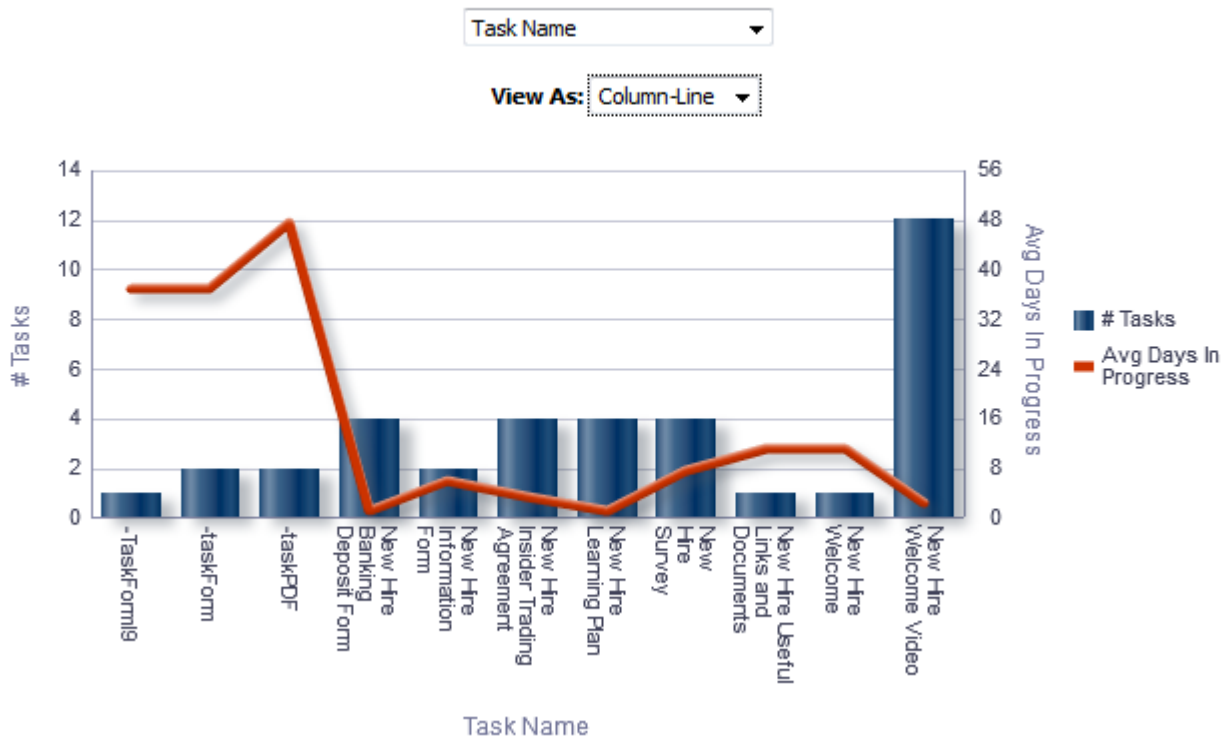
Name
Submission Transitions Process Name (BL) is not null
Submission Transitions Process Type is equal to / is in New Hire
Submission Transitions Process Current Status is equal to / is in In Progress
<a href="#">Onboarding - Dashboard Prompt Listener</a>

## Onboarding - Tasks In Progress Summary

Displays the number of submission transition process tasks that are in progress, by a variety of dimensions.

### Onboarding Tasks In Progress

#### Onboarding Tasks In Progress



## Report Columns

Name	Syntax
Dimensions	See View By: Dimension
Avg Days In Progress	<code>AVG(TIMESTAMPDIFF(SQL_TSI_DAY, "Submission Transitions Process"."Submission Transitions Task Assignment Date" , CURRENT_TIMESTAMP))</code>

Name	Syntax
# Tasks	"Submission Transitions Process Counts"."# Submission Transitions Tasks"

## View By: Dimensions

Name	Syntax
Organization	"Requisition Organization"."Organization Level1 Name"
Country	"Requisition Primary Location"."Location Level1 Name"
Category	"Requisition Job Field"."Job Field Level1 Name"
Department	"Requisition Department"."Department Name"
Hiring Manager	"Requisition Hiring Manager"."Hiring Manager Name"
Process Name	<code>"Submission Transitions Process"."Submission Transitions Process Name (BL)"    Replace("Requisition Identification"."Req. Identifier","Requisition Identification"."Req. Identifier",'')</code>
Process Owner	<code>"Submission Transitions Process"."Submission Transitions Process Owner Full Name"    Replace("Requisition Identification"."Req. Identifier","Requisition Identification"."Req. Identifier",'')</code>
Process Health Is Red	<code>"Submission Transitions Process"."Submission Transitions Process Progression Health Is Red"    Replace("Requisition Identification"."Req. Identifier","Requisition Identification"."Req. Identifier",'')</code>
Process Completion	<code>CASE WHEN "Submission Transitions Process"."Submission Transitions Process Percent Complete" &lt; 25 Then '0-25%' WHEN "Submission Transitions Process"."Submission Transitions Process Percent Complete" &lt; 50 THEN '25-50%' WHEN "Submission Transitions Process"."Submission Transitions Process Percent Complete" &lt; 75 Then '50-75%' WHEN "Submission Transitions Process"."Submission Transitions Process Percent Complete" &lt; 100 Then '75-100%' END    Replace("Requisition Identification"."Req. Identifier","Requisition Identification"."Req. Identifier",'')</code>
Process Days In Progress	<code>"Submission Transitions Process"."Submission Transitions Process Days In Progress" + "Requisition Identification"."# Openings" - "Requisition Identification"."# Openings"</code>
Task Name	<code>"Submission Transitions Process"."Submission Transitions Task Name (BL)"    REPLACE("Requisition Identification"."Req. Identifier","Requisition Identification"."Req. Identifier",'')</code>
Task Assignee	<code>"Submission Transitions Process"."Submission Transitions Task Assignee Name"    Replace("Requisition Identification"."Req. Identifier","Requisition Identification"."Req. Identifier",'')</code>

Name	Syntax
Task Type	<code>"Submission Transitions Process"."Submission Transitions Task Type"    Replace("Requisition Identification"."Req. Identifier","Requisition Identification"."Req. Identifier",')</code>
Task Is Overdue	<code>"Submission Transitions Process"."Submission Transitions Task Is Overdue"    Replace("Requisition Identification"."Req. Identifier","Requisition Identification"."Req. Identifier",')</code>
Task Days In Progress	<code>TIMESTAMPDIFF(SQL_TSI_DAY, "Submission Transitions Process"."Submission Transitions Task Assignment Date", CURRENT_TIMESTAMP) + "Requisition Identification"."# Openings" - "Requisition Identification"."# Openings"</code>

## View Configurations

Name	Additional Information
Pie	Slice Size: # Tasks Pies: Dimension
Column-Line	Bars: # Tasks Lines: Avg Days In Progress Group By: Dimension

## Report Filters

Name
Submission Transitions Task Current Status is equal to / is in In progress
Submission Transitions Process Type is equal to / is in New Hire
<a href="#">Onboarding - Dashboard Prompt Listener</a>

## Onboarding - Processes In Progress Analysis

The analysis consists of two charts.

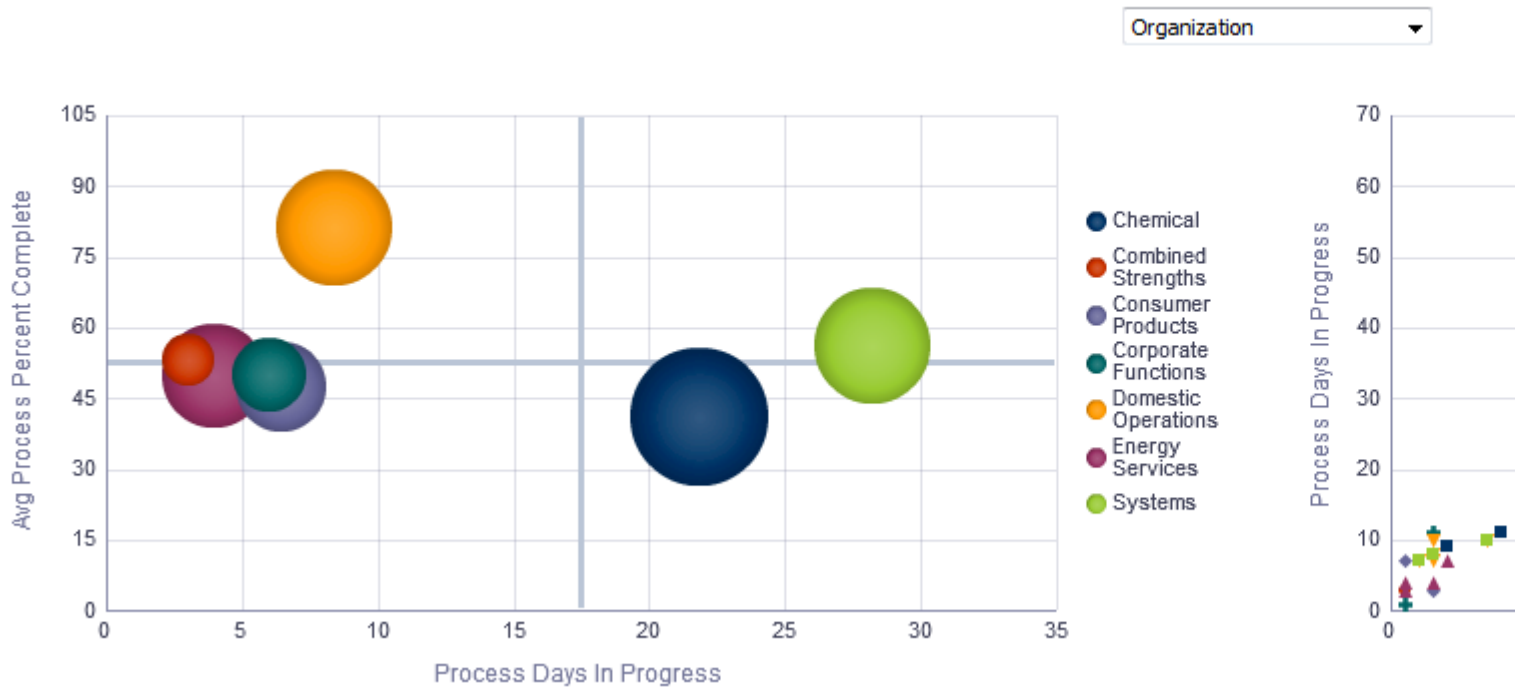
The chart on the left displays # of processes, average percent complete and days in progress by a variety of dimensions,

The chart on the right chart displays # tasks, task days in progress and process days in progress by a variety of dimensions.

The column selector allows you to toggle the dimension for both charts at once.

## Onboarding Process/Task Analysis

### Onboarding Process/Task Analysis



### Report Columns

Name	Syntax
Dimensions	See View By: Dimension
Process Days In Progress	"Submission Transitions Process Time"."Average Submission Transitions Process Days In Progress"
Task Days In Progress	<code>AVG(TIMESTAMPDIFF(SQL_TSI_DAY, "Submission Transitions Process"."Submission Transitions Task Assignment Date" , CURRENT_TIMESTAMP))</code>
Avg Process Percent Complete	<code>avg("Submission Transitions Process"."Submission Transitions Process Percent Complete")</code>
Task ID	<code>"Submission Transitions Process"."Submission Transitions Task Name (BL)"    ' - '    CAST("Submission General Info"."Submission Identifier" AS CHARACTER)    ' - '    CAST("Submission Transitions Process"."Submission Transitions Task Creation Date" AS CHARACTER)</code>
# Tasks	"Submission Transitions Process Counts"."# Submission Transitions Tasks"
# Processes	"Submission Transitions Process Counts"."# Submission Transitions Processes"

View By: Dimensions

Name	Syntax
Organization	"Requisition Organization"."Organization Level1 Name"
Country	"Requisition Primary Location"."Location Level1 Name"
Category	"Requisition Job Field"."Job Field Level1 Name"
Department	"Requisition Department"."Department Name"
Hiring Manager	"Requisition Hiring Manager"."Hiring Manager Name"
Process Name	<code>"Submission Transitions Process"."Submission Transitions Process Name (BL)"    Replace("Requisition Identification"."Req. Identifier","Requisition Identification"."Req. Identifier",'')</code>
Process Owner	<code>"Submission Transitions Process"."Submission Transitions Process Owner Full Name"    Replace("Requisition Identification"."Req. Identifier","Requisition Identification"."Req. Identifier",'')</code>
Process Health Is Red	<code>"Submission Transitions Process"."Submission Transitions Process Progression Health Is Red"    Replace("Requisition Identification"."Req. Identifier","Requisition Identification"."Req. Identifier",'')</code>
Process Completion	<code>CASE WHEN "Submission Transitions Process"."Submission Transitions Process Percent Complete" &lt; 25        Then '0-25%'        WHEN "Submission Transitions Process"."Submission Transitions Process Percent Complete" &lt; 50        THEN '25-50%'        WHEN "Submission Transitions Process"."Submission Transitions Process Percent Complete" &lt; 75        Then '50-75%'        WHEN "Submission Transitions Process"."Submission Transitions Process Percent Complete" &lt; 100        Then '75-100%'        END    Replace("Requisition Identification"."Req. Identifier","Requisition Identification"."Req. Identifier",'')</code>
Task Name	<code>"Submission Transitions Process"."Submission Transitions Task Name (BL)"    REPLACE("Requisition Identification"."Req. Identifier","Requisition Identification"."Req. Identifier",'')</code>
Task Assignee	<code>"Submission Transitions Process"."Submission Transitions Task Assignee Name"    Replace("Requisition Identification"."Req. Identifier","Requisition Identification"."Req. Identifier",'')</code>
Task Type	<code>"Submission Transitions Process"."Submission Transitions Task Type"    Replace("Requisition Identification"."Req. Identifier","Requisition Identification"."Req. Identifier",'')</code>
Task Is Overdue	<code>"Submission Transitions Process"."Submission Transitions Task Is Overdue"    Replace("Requisition Identification"."Req. Identifier","Requisition Identification"."Req. Identifier",'')</code>

## View Configurations

Name	Additional Information
Bubble	Horizontal Axis: Process Days In Progress XY (Vertical Axis): Avg Process Percent Complete XY (Bubble Size): # Processes Vary Color By: Dimension
Scatter	Horizontal Axis: Task Days In Progress XY (Vertical Axis): Process Days In Progress Vary Color By: Dimension

## Report Filters


Name
Submission Transitions Task Current Status is equal to / is in In progress
Submission Transitions Process Type is equal to / is in New Hire
<a href="#">Onboarding - Dashboard Prompt Listener</a>

## Onboarding - Processes In Progress List

This table displays summary information about the currently in progress tasks and processes by new hire.

### Onboarding Process/Task Analysis

#### Report Columns

Name	Syntax
Req. Identifier	"Requisition Identification"."Req. Identifier"
Candidate Identifier	"Candidate Identification"."Candidate Identifier"
Name	"Candidate Identification"."Name"
Submission Transitions Process Name	"Submission Transitions Process"."Submission Transitions Process Name (BL)"
Submission Transitions Process Percent Complete	"Submission Transitions Process"."Submission Transitions Process Percent Complete"
Process Days In Progress	"Submission Transitions Process"."Submission Transitions Process Days In Progress"
Submission Transitions Process Progression Health Is Red	"Submission Transitions Process"."Submission Transitions Process Progression Health Is Red"
	 <b>Note:</b> A conditional format is set on this field. If process is red a red flag is displayed, if process is not red a green flag is displayed.

Name	Syntax
Submission Transitions Task Name (BL)	"Submission Transitions Process"."Submission Transitions Task Name (BL)"
Task Overdue Days	<b>TIMESTAMPDIFF(SQL_TSI_DAY, "Submission Transitions Process"."Submission Transitions Task Due Date", CURRENT_TIMESTAMP)</b>
Submission Transitions Task Assignee Name	"Submission Transitions Process"."Submission Transitions Task Assignee Name"
Submission Transitions Task Assignee Department	"Submission Transitions Process"."Submission Transitions Task Assignee Department"
Submission Transitions Task Due Date	"Submission Transitions Process"."Submission Transitions Task Due Date"
Hiring Manager Name	"Requisition Hiring Manager"."Hiring Manager Name"

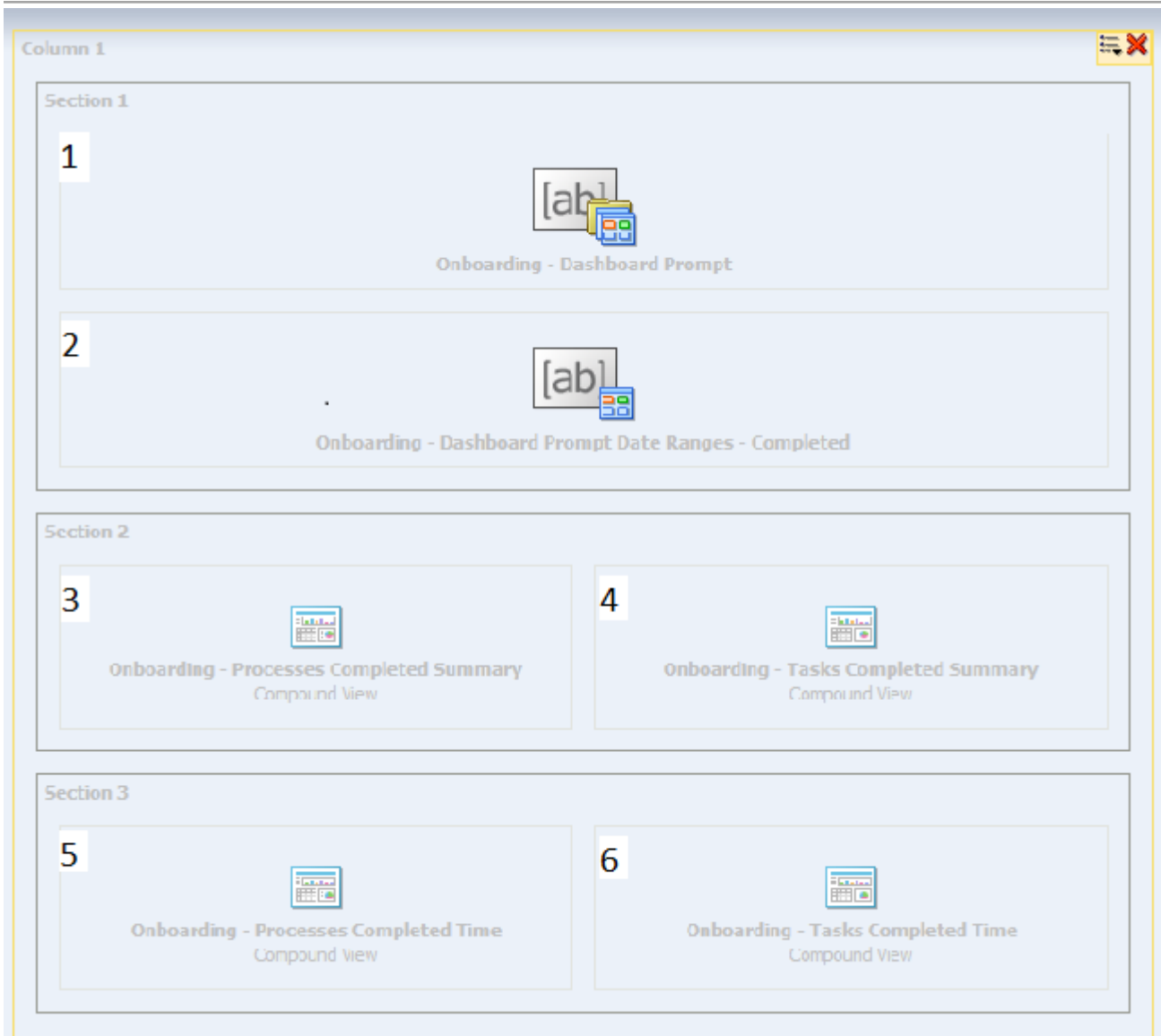
## Report Filters

Name
Submission Transitions Process Current Status is equal to / is in In progress
Submission Transitions Process Current Task is equal to / is in In progress
<a href="#">Onboarding - Dashboard Prompt Listener</a>

## Onboarding - Completed

The dashboard page shows metrics on completed processes and tasks such as the number of processes completed compared to the number of processes canceled and counts on how many tasks in a process were overdue. The metrics can help you identify areas for improvement in your onboarding processes.





## Component

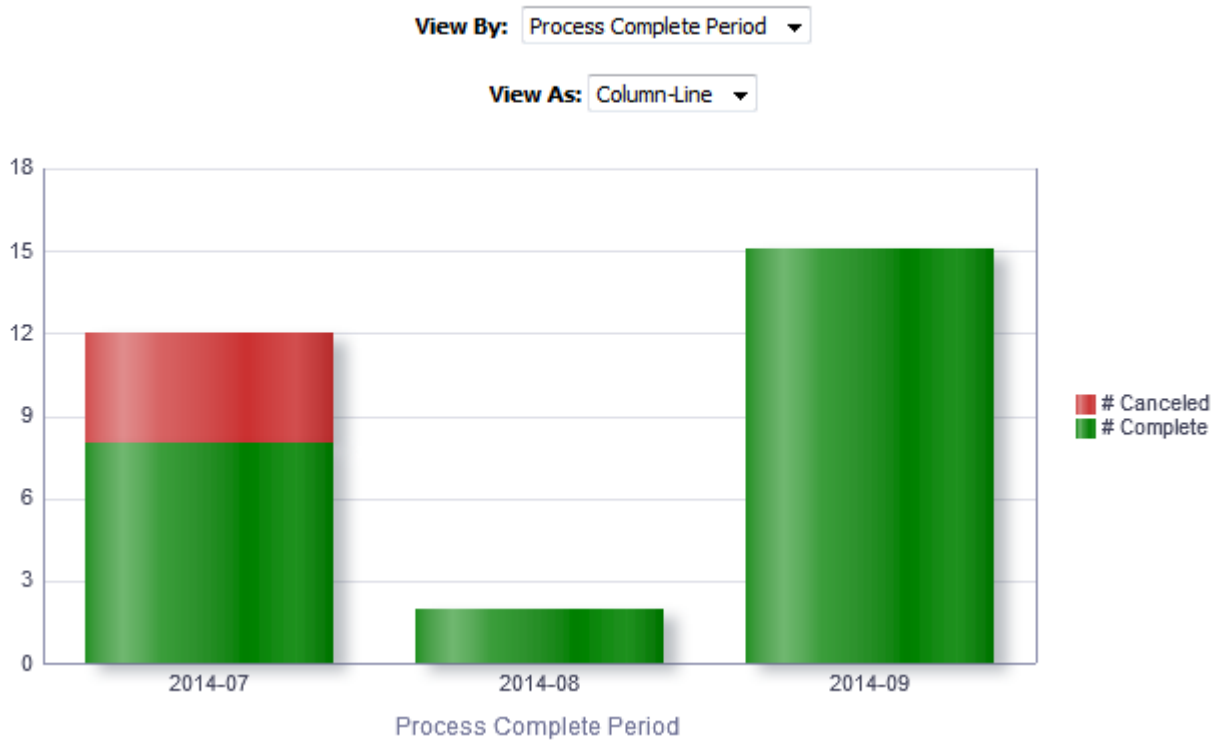
Component	Name
1	<i>Onboarding - Dashboard Prompt</i>
2	<i>Onboarding - Dashboard Prompt Date Ranges - Completed</i>
3	<i>Onboarding - Process Completed Summary</i>
4	<i>Onboarding - Tasks Completed Summary</i>
5	<i>Onboarding - Process Completed Time</i>
6	<i>Onboarding - Tasks Completed Time</i>

## Onboarding - Process Completed Summary

This chart shows a trend of completed and canceled processes.

### Onboarding Processes Completed / Canceled

#### Onboarding Processes Completed / Canceled



### Report Columns

Name	Syntax
Dimensions	See View By: Dimension
# Completed	<code>FILTER("Submission Transitions Process Counts"."# Submission Transitions Processes" USING ("Submission Transitions Process"."Submission Transitions Process Current Status"='Completed'))</code>
# Canceled	<code>FILTER("Submission Transitions Process Counts"."# Submission Transitions Processes" USING ("Submission Transitions Process"."Submission Transitions Process Current Status"='Canceled'))</code>

## View By: Dimensions

Name	Syntax
Organization	"Requisition Organization"."Organization Level1 Name"
Country	"Requisition Primary Location"."Location Level1 Name"
Category	"Requisition Job Field"."Job Field Level1 Name"
Department	"Requisition Department"."Department Name"
Hiring Manager	"Requisition Hiring Manager"."Hiring Manager Name"
Process Name	<b>"Submission Transitions Process"."Submission Transitions Process Name (BL)"    Replace("Requisition Identification"."Req. Identifier","Requisition Identification"."Req. Identifier",'')</b>
Process Owner	<b>"Submission Transitions Process"."Submission Transitions Process Owner Full Name"    Replace("Requisition Identification"."Req. Identifier","Requisition Identification"."Req. Identifier",'')</b>
Process Complete Period	<b>EVALUATE('TO_CHAR(%1,%2)' AS CHARACTER,"Submission Transitions Process"."Submission Transitions Process End Date",'YYYY-MM')</b>

## View Configurations

Name	Additional Information
Table	Columns and Measures: Dimension, # Complete, # Canceled
Column-Line	Bars: # Canceled, # Complete Group By: Dimension

## Report Filters

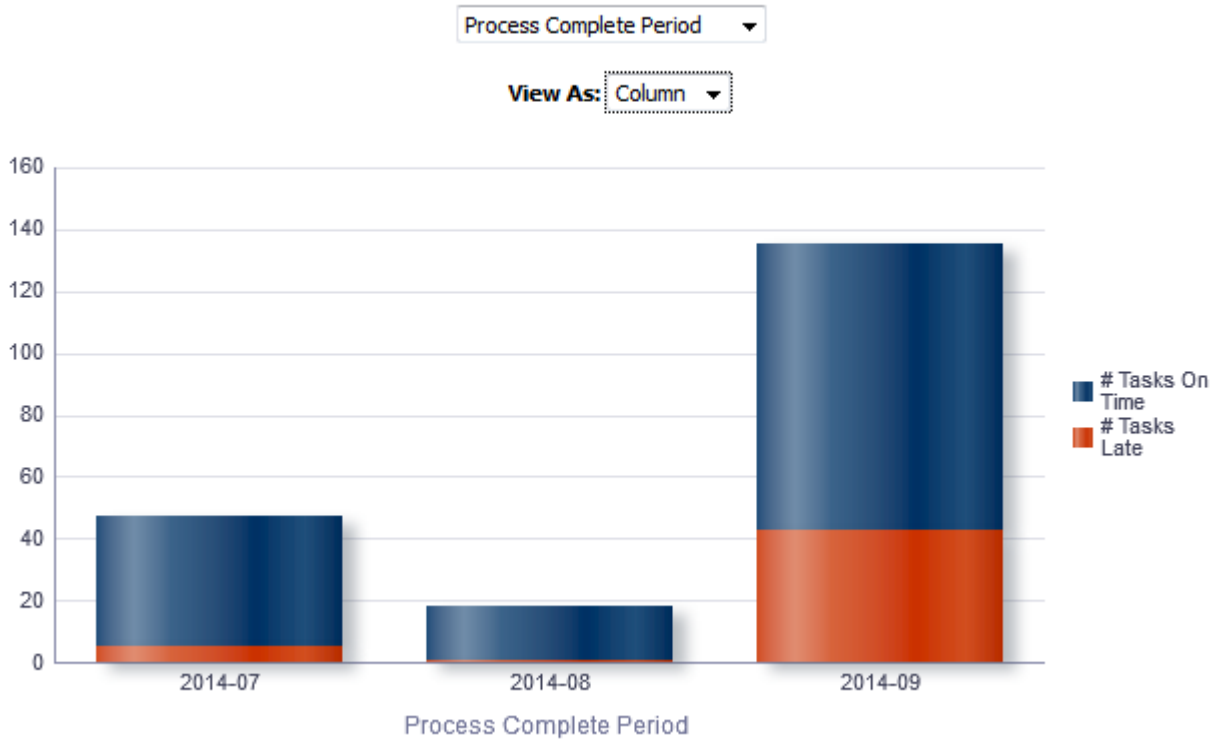
Name
Submission Transitions Task Current Status is equal to / is in Canceled; Completed
Submission Transitions Process Type is equal to / is in New Hire
Submission Transitions Process Name (BL) is not null
<a href="#">Onboarding - Dashboard Prompt Listener</a>

## Onboarding - Tasks Completed Summary

This chart shows the number of tasks completed on time compared to the number of tasks that were completed late.

## Onboarding Tasks Completed

### Onboarding Tasks Completed



## Report Columns

Name	Syntax
Dimensions	See View By: Dimension
# Tasks On Time	<code>FILTER("Submission Transitions Process Counts"."# Submission Transitions Tasks" USING ("Submission Transitions Process"."Submission Transitions Step End Date" &lt;= "Submission Transitions Process"."Submission Transitions Task Due Date"))</code>
# Tasks Late	<code>FILTER("Submission Transitions Process Counts"."# Submission Transitions Tasks" USING ("Submission Transitions Process"."Submission Transitions Step End Date" &gt; "Submission Transitions Process"."Submission Transitions Task Due Date"))</code>

## View By: Dimensions

Name	Syntax
Organization	"Requisition Organization"."Organization Level1 Name"

Name	Syntax
Country	"Requisition Primary Location"."Location Level1 Name"
Category	"Requisition Job Field"."Job Field Level1 Name"
Department	"Requisition Department"."Department Name"
Hiring Manager	"Requisition Hiring Manager"."Hiring Manager Name"
Process Name	<code>"Submission Transitions Process"."Submission Transitions Process Name (BL)"    Replace("Requisition Identification"."Req. Identifier","Requisition Identification"."Req. Identifier",'')</code>
Process Owner	<code>"Submission Transitions Process"."Submission Transitions Process Owner Full Name"    Replace("Requisition Identification"."Req. Identifier","Requisition Identification"."Req. Identifier",'')</code>
Task Name	<code>"Submission Transitions Process"."Submission Transitions Task Name (BL)"    REPLACE("Requisition Identification"."Req. Identifier","Requisition Identification"."Req. Identifier",'')</code>
Task Assignee	<code>"Submission Transitions Process"."Submission Transitions Task Assignee Name"    Replace("Requisition Identification"."Req. Identifier","Requisition Identification"."Req. Identifier",'')</code>
Task Assignee Department	<code>"Submission Transitions Process"."Submission Transitions Task Assignee Department"    Replace("Requisition Identification"."Req. Identifier","Requisition Identification"."Req. Identifier",'')</code>
Task Type	<code>"Submission Transitions Process"."Submission Transitions Task Type"    Replace("Requisition Identification"."Req. Identifier","Requisition Identification"."Req. Identifier",'')</code>
Process Complete Period	<code>EVALUATE('TO_CHAR(%1,%2)' AS CHARACTER,"Submission Transitions Process"."Submission Transitions Process End Date",'YYYY-MM')    Replace("Requisition Identification"."Req. Identifier","Requisition Identification"."Req. Identifier",'')</code>

## View Configurations

Name	Additional Information
Column	Bars: # Tasks On Time, # Tasks Late Group By: Dimension
Table	Columns and Measures: Dimension, # Tasks On Time, # Tasks Late

## Report Filters

Name
Submission Transitions Task Current Status is equal to / is in Completed

Name

Submission Transitions Process Current Status is equal to / is in Completed

Submission Transitions Process Type is equal to / is in New Hire

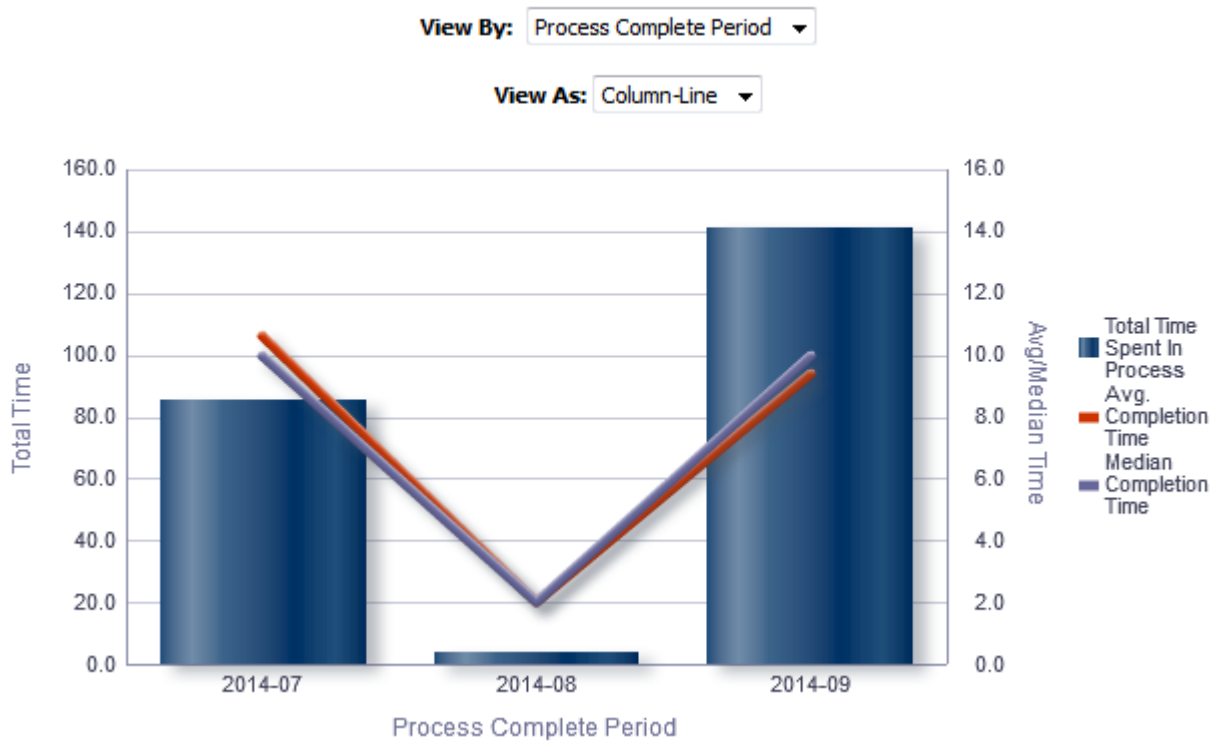
[Onboarding - Dashboard Prompt Listener](#)

## Onboarding - Process Completed Time

This chart shows total time to complete the process for all users who completed it, and also shows the average and median time it took users to complete the processes.

Time To Complete Processes

### Time To Complete Processes



## Report Columns

Name	Syntax
Dimensions	See View By: Dimension
Median Completion Time	<code>MEDIAN("Submission Transitions Process"."Submission Transitions Process Days To Complete")</code>
Total Time Spent In Process	<code>SUM("Submission Transitions Process"."Submission Transitions Process Days To Complete")</code>
# Submission Transition Processes	"Submission Transitions Process Counts"."# Submission Transitions Processes"

Name	Syntax
Avg. Completion Time	"Submission Transitions Process Time"."Average Submission Transitions Process Days To Complete"

## View By: Dimensions

Name	Syntax
Organization	"Requisition Organization"."Organization Level1 Name"
Country	"Requisition Primary Location"."Location Level1 Name"
Category	"Requisition Job Field"."Job Field Level1 Name"
Department	"Requisition Department"."Department Name"
Hiring Manager	"Requisition Hiring Manager"."Hiring Manager Name"
Process Name	<b>"Submission Transitions Process"."Submission Transitions Process Name (BL)"    Replace("Requisition Identification"."Req. Identifier","Requisition Identification"."Req. Identifier",')</b>
Process Owner	<b>"Submission Transitions Process"."Submission Transitions Process Owner Full Name"    Replace("Requisition Identification"."Req. Identifier","Requisition Identification"."Req. Identifier",')</b>
Process Complete Period	<b>EVALUATE('TO_CHAR(%1,%2)' AS CHARACTER,"Submission Transitions Process"."Submission Transitions Process End Date",'YYYY-MM')</b>

## View Configurations

Name	Additional Information
Table	Columns and Measures: Dimension, # Processes, Total Time Spent In Process, Avg. Completion Time, Median Completion Time
Column-Line	Bars: Total Time Spent In Process Lines: Avg. Completion Time, Median Completion Time Group By: Dimension

## Report Filters

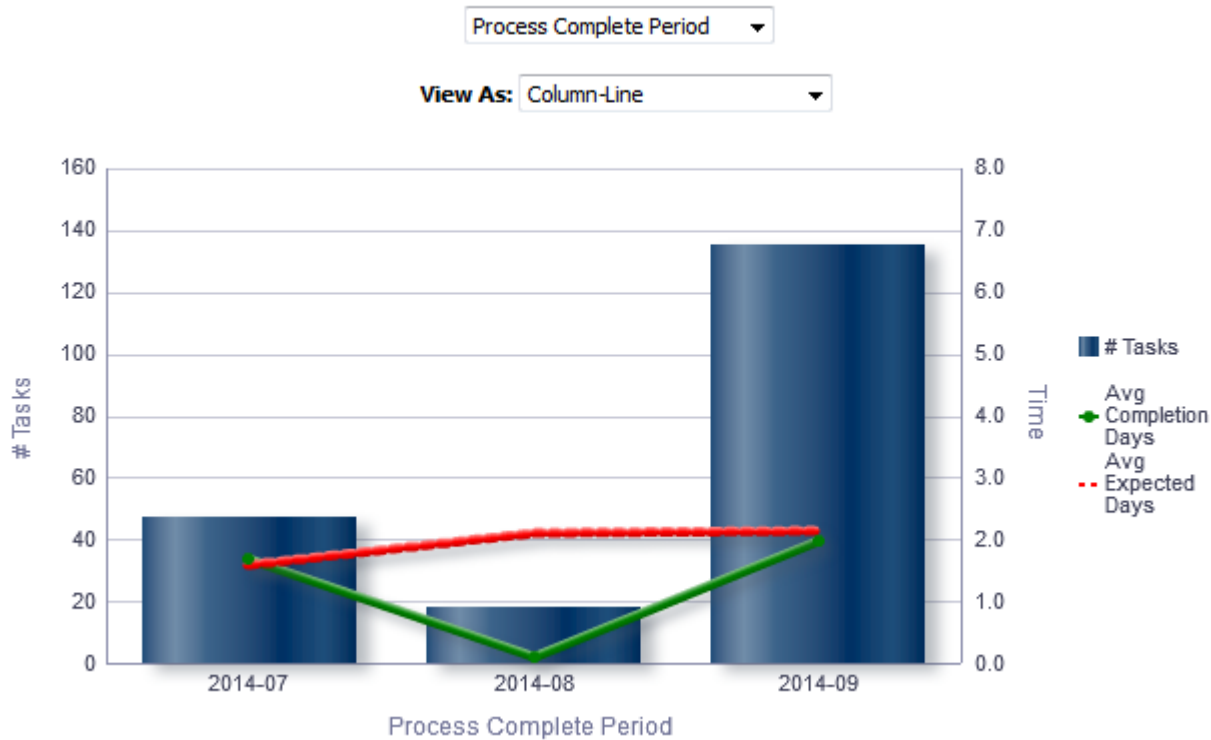
Name
Submission Transitions Task Current Status is equal to / is in Completed
Submission Transitions Process Type is equal to / is in New Hire
Submission Transitions Process Name (BL) is not null
<a href="#">Onboarding - Dashboard Prompt Listener</a>

## Onboarding - Tasks Completed Time

This chart shows the number of tasks that have been completed, as well as the expected completion time and the average completion time in days.

### Time To Complete Tasks

#### Time To Complete Tasks



### Report Columns

Name	Syntax
Dimensions	See View By: Dimension
Submission Transitions Task Name (BL)	"Submission Transitions Process"."Submission Transitions Task Name (BL)"
Avg Completion Days	<code>AVG(TIMESTAMPDIFF(SQL_TSI_DAY, "Submission Transitions Process"."Submission Transitions Task Assignment Date" , "Submission Transitions Process"."Submission Transitions Step End Date"))</code>
Avg Expected Days	<code>AVG(TIMESTAMPDIFF(SQL_TSI_DAY, "Submission Transitions Process"."Submission Transitions Task Assignment Date" , "Submission Transitions Process"."Submission Transitions Task Due Date"))</code>
# Tasks	"Submission Transitions Process Counts"."# Submission Transitions Tasks"
Total Time Spent	<code>SUM(TIMESTAMPDIFF(SQL_TSI_DAY, "Submission Transitions Process"."Submission Transitions Task Assignment Date" , "Submission Transitions Process"."Submission Transitions Step End Date"))</code>



## View By: Dimensions

Name	Syntax
Organization	"Requisition Organization"."Organization Level1 Name"
Country	"Requisition Primary Location"."Location Level1 Name"
Category	"Requisition Job Field"."Job Field Level1 Name"
Department	"Requisition Department"."Department Name"
Hiring Manager	"Requisition Hiring Manager"."Hiring Manager Name"
Process Name	<code>"Submission Transitions Process"."Submission Transitions Process Name (BL)"    Replace("Requisition Identification"."Req. Identifier","Requisition Identification"."Req. Identifier",'')</code>
Process Owner	<code>"Submission Transitions Process"."Submission Transitions Process Owner Full Name"    Replace("Requisition Identification"."Req. Identifier","Requisition Identification"."Req. Identifier",'')</code>
Task Name	<code>"Submission Transitions Process"."Submission Transitions Task Name (BL)"    REPLACE("Requisition Identification"."Req. Identifier","Requisition Identification"."Req. Identifier",'')</code>
Task Assignee	<code>"Submission Transitions Process"."Submission Transitions Task Assignee Name"    Replace("Requisition Identification"."Req. Identifier","Requisition Identification"."Req. Identifier",'')</code>
Task Assignee Department	<code>"Submission Transitions Process"."Submission Transitions Task Assignee Department"    Replace("Requisition Identification"."Req. Identifier","Requisition Identification"."Req. Identifier",'')</code>
Task Type	<code>"Submission Transitions Process"."Submission Transitions Task Type"    Replace("Requisition Identification"."Req. Identifier","Requisition Identification"."Req. Identifier",'')</code>
Process Complete Period	<code>EVALUATE('TO_CHAR(%1,%2)' AS CHARACTER,"Submission Transitions Process"."Submission Transitions Process End Date",'YYYY-MM')    Replace("Requisition Identification"."Req. Identifier","Requisition Identification"."Req. Identifier",'')</code>

## View Configurations

Name	Additional Information
Table	Columns and Measures: Dimension, # Tasks, Avg Completion Days, Avg Expected Days, Total Time Spent
Column-Line	Bars: # Tasks Lines: Avg Completion Days, Avg Expected Days Group By: Dimension

Name	Additional Information
Stacked Total Time By Task	Bars: Total Time Spent  Vary Color By: Submission Transitions Task Name (BL)  Group By: Dimension

## Report Filters

Name
Submission Transitions Task Current Status is equal to / is in Completed
Submission Transitions Process Type is equal to / is in New Hire
Submission Transitions Process Current Status is equal to / is in Completed
<a href="#">Onboarding - Dashboard Prompt Listener</a>

## Dashboard Prompts

### Onboarding - Dashboard Prompt

Name	Location
Location (1)	"Requisition Primary Location"."Location Level1 Name"
Location (2)	"Requisition Primary Location"."Location Level2 Name" Location 2 is limited by Location 1 selections.
Process Name	"Submission Transitions Process"."Submission Transitions Process Name (BL)"
Organization (1)	"Requisition Organization"."Organization Level1 Name"
Organization (2)	"Requisition Organization"."Organization Level2 Name" Organization (2) is limited by Organization (1) selections.
Process Owner	"Submission Transitions Process"."Submission Transitions Process Owner Full Name"
Requisition	"Requisition Identification"."Req. Identifier"
Recruiter	"Requisition Recruiter"."Recruiter Name" Recruiter is limited by the value of all prompts.
Task Name	"Submission Transitions Process"."Submission Transitions Task Name (BL)"
Department	"Requisition Department"."Department Name"
H. Manager	"Requisition Hiring Manager"."Hiring Manager Name"
Job Field 1	"Requisition Job Field"."Job Field Level1 Name"

Name	Location
Hire Start Date	EVALUATE('TO_CHAR(%1,%2)' AS CHARACTER,"Submission Dates"."Hire Start Date",'YYYY-MM') By default the last year rolling is selected.
Task Is Overdue	"Submission Transitions Process"."Submission Transitions Task Is Overdue"

## Onboarding - Dashboard Prompt Date Ranges - In Progress

Name	Location
Process Start Date	"Submission Transitions Process"."Submission Transitions Process Start Date"
Task Assigned Date	"Submission Transitions Process"."Submission Transitions Task Assignment Date"
Process Latest Change Date	"Submission Transitions Process"."Submission Transitions Process Latest Status Change Date"
Task Due Date	"Submission Transitions Process"."Submission Transitions Task Due Date"

## Onboarding - Dashboard Prompt Date Ranges - Completed

Name	Location
Process Start Date	"Submission Transitions Process"."Submission Transitions Process Start Date"
Process End Date	"Submission Transitions Process"."Submission Transitions Process End Date"

## Saved Filters

### Onboarding - Dashboard Prompt Listener

Name
Recruiter Name is prompted
"Requisition Primary Location"."Location Level1 Name" is prompted
"Requisition Primary Location"."Location Level2 Name" is prompted
"Requisition Job Field"."Job Field Level1 Name" is prompted
"Requisition Job Field"."Job Field Level2 Name" is prompted
"Requisition Primary Location"."Location Level1 Name" is prompted
"Requisition Primary Location"."Location Level2 Name" is prompted
Department Name is prompted
Hiring Manager Name is prompted

Name
Req. Identifier is prompted
Submission Transitions Process Name (BL) is prompted
Submission Transitions Process Start Date is prompted
Submission Transitions Process Latest Status Change Date is prompted
Submission Transitions Task Assignment Date is prompted
Submission Transitions Task Due Date is prompted
Submission Transitions Process Owner Full Name is prompted
Submission Transitions Task Name (BL) is prompted
Submission Transitions Task Assignee Name is prompted
EVALUATE('TO_CHAR(%1,%2)' AS CHARACTER,"Submission Dates"."Hire Start Date",'YYYY-MM') is prompted
Submission Transitions Task Is Overdue is prompted
Submission Transitions Process End Date is prompted

## Standard Reports

### Onboarding Process Details

This report provides a summary of all onboarding processes and their associated steps.

#### Report Columns

Name	Description
Req. Identifier	Returns the requisition id, as displayed in the recruiting application.
Req. Title	Returns the requisition title, in its base language.
Candidate Identifier	Returns Candidate ID.
Candidate Name	Returns the candidate name.
Correspondence Email	Returns the subject correspondence email or, if that is null, Returns the candidate email.
Corporate Email	Returns the subject corporate email.
Primary Phone Designation	Returns the candidate primary phone designation.
Mobile Phone	Returns the subject mobile phone number or, if that is null, Returns the candidate mobile phone number.
Home Phone	Returns the subject home phone number or, if that is null, Returns the candidate home phone number.
Work Phone	Returns the subject work phone numbe with the extension, if available, or, if the subject home phone number is null, Returns the candidate work phone number.

Name	Description
Fax Number	Returns the subject fax number.
Department Name	Returns the subject department name.
Current Reference Status Name	Returns the current reference status name.
Current Workflow Name	Returns the name of the candidate selection workflow used for this job submission.
Current Step Name	Returns the current CSW step name.
Current Status Name	Returns the current CSW status name.
Current Status Start Date	Returns the date when the candidate was moved to the current status.
Hiring Manager Name	Returns the hiring manager name.
Hiring Manager Email	Returns the hiring manager email.
Organization Level1 Name	Returns the name of the organization.
Job Field Level1 Name	Returns the name of the requisition job field.
Location Level1 Name	Returns the name of the requisition primary location.
Submission Is Completed	Returns whether or not the submission is complete.
Submission Is Internal	Returns whether or not the candidate was internal as of when he/she created the submission.
Submission Created Date	Returns the date/time when the submission was created.
Submission Completed Date	Returns the date/time when the submission was completed.
Hired Candidate Start Date	Returns the hire start date/time as entered when the candidate is moved to the Hired reference status. If the hire start date is not available the system returns the hire start date as entered in the candidate job offer section.
Hired Date	Returns the most recent date/time when the candidate was moved to the Hired reference status.
Offer Accepted Date	Returns the date/time when the candidate accepted the job offer.
Latest Filled Date	Returns the date/time when the requisition was most recently filled.
Latest Position Accepted Date	Returns the date/time when the last position was accepted on the requisition.
First Sourced After Latest Approval Date	Returns the first time the requisition was put into the sourcing status after the most recent time the requisition the requisition was put into the approved status.
Req. Status	Returns the current status of the requisition. Note that the values "Approved" and "Sourcing" roll up to the "Open" status.
Time to Hire	Returns the average number of days between the first fully approved date and the hired date.
Submission Cycle Time	Returns the average number of days between the submission completed date and hired date.
Time to Start	Returns the average number of days between the the first fully approved date and the hire start date (offer actual start date, if hire start date is null).
Onboarding Process Name (BL)	Returns the process name in its base locale.
Onboarding Process Code	Returns the submission transitions process code.
Onboarding Process Current Status	Returns the submission transitions process current status.
Onboarding Process Start Date	Returns the submission transitions process start date.
Onboarding Process End Date	Returns the submission transitions process end date.

Name	Description
Onboarding Process Percent Complete	Returns the submission transitions process percent complete.
Onboarding Process Progression Health Is Red	Returns yes if a step or task in the submission transitions process is overdue.
Onboarding Process Owner Full Name	Returns the submission transitions process owner full name.
Onboarding Process Days In Progress	If the submission transitions process is in progress, the time in days between the submission transitions process start date and the current date is returned.
Onboarding Process Days To Complete	If the submission transitions process is complete, the time in days between the profile transitions process start date and the profile transitions latest status change date.
Onboarding Step Name (BL)	Returns the submission transitions step name in its base locale.
Onboarding Step Start Date	Returns the submission transitions step start date.
Onboarding Step Due Date	Returns the submission transitions step due date.
Onboarding Step End Date	Returns the submission transitions step end date.
Onboarding Step Days In Progress	If the submission transitions step is complete, the time in days between the submission transitions step start date and the submission transitions step latest status change date is returned.
Onboarding Step Days To Complete	If the submission transitions step is complete, the time in days between the submission transitions step start date and the submission transitions step latest status change date is returned.
Onboarding Step Overdue Days	If the submission transitions step is in progress, the time in days between the submission transitions step due date and the current date is returned.
Onboarding Task Name	Returns the name of task in its base locale.
Onboarding Task Owner Name	Returns the submission transitions task owner name.
Onboarding Task Owner Email	Returns the submission transitions task owner email.
Onboarding Task Type	Returns the submission transitions task type.
Onboarding Task Current Status	Returns the submission transitions task current status.
Onboarding Task Creation Date	Returns the submission transitions task creation date.
Onboarding Task Due Date	Returns the submission transitions task due date.
Onboarding Task Assignee Name	Returns the submission transitions task assignee name.
Onboarding Task Assignee Email	Returns the submission transitions task assignee email.
Onboarding Task Assignee Department	Returns the submission transitions task assignee department.
Onboarding Step Is Overdue	Returns the submission transitions step is overdue.
Onboarding Task Is Overdue	Returns whether or not the submission transitions task is overdue.

## Report Prompts

All report prompts are optional.

Name	Description
Transitions Prompts	
Process Start Date	Filters the report based on whether the process start date is between two selected dates.

Name	Description
Process End Date	Filters the report based on whether the process end date is between two selected dates.
Task Due Date	Filters the report based on whether the task due date is between two selected dates.
Step Start Date	Filters the report based on whether the step start date is between two selected dates.
Step Due Date	Filters the report based on whether the step due date is between two selected dates.
Step End Date	Filters the report based on whether the step end date is between two selected dates.
Process Name (BL)	Filters the report based on whether the process name is in the list of values selected.
Process Current Status	Filters the report based on whether the process current status is in the list of values selected.
Step Name (BL)	Filters the report based on whether the step name is in the list of values selected.
Task Name (BL)	Filters the report based on whether the task name is in the list of values selected.
Task Current Status	Filters the report based on whether the task current status is in the list of values selected.
Task Owner Name	Filters the report based on whether the task owner name is in the list of values selected.
Process Health Is Red	Filters the report based on whether process progression health is red indicator is in the list of values selected.
Step Is Overdue	Filters the report based on whether step is overdue indicator is in the list of values selected.
Report Prompts	
Submission Current Status Start Date	Filters the report based on whether the submission current status start date is between two selected dates.
Submission Created Date	Filters the report based on whether the submission created date is between two selected dates.
Hired Candidate Start Date	Filters the report based on whether the hired start date is between two selected dates. If the hire start date is null the offer actual start date is used.
Hired Date	Filters the report based on whether the hired date is between two selected dates.
Offer Accepted Date	Filters the report based on whether the offer accepted date is between two selected dates.
Ref. Status Name	Filters the report based on whether the current status reference name is in the list of values selected.
Workflow Name	Filters the report based on whether the current workflow name is in the list of values selected.
Step Name	Filters the report based on whether the current step name is in the list of values selected. If the workflow name filter is being used, only the steps in the selected workflow will be available.
Status Name	Filters the report based on whether the current status name is in the list of values selected. If the step name filter is being used, only the statuses in the filtered steps will be available.
Organization (Level 1)	Filters the report based on whether the organization level1 name is in the list of values selected.
Organization (Level 2)	Filters the report based on whether the organization level2 name is in the list of values selected. If the Organization (Level 1) filter is being used, only the child organizations in organization level2 will be available.
Organization (Level 3)	Filters the report based on whether the organization level3 name is in the list of values selected. If the Organization (Level 2) filter is being used, only the child organizations in organization level3 will be available.
Organization (Level 4)	Filters the report based on whether the organization level4 name is in the list of values selected. If the Organization (Level 3) filter is being used, only the child organizations in organization level4 will be available.
Location (Level 1)	Filters the report based on whether the location level1 name is in the list of values selected.

Name	Description
Location (Level 2)	Filters the report based on whether the location level2 name is in the list of values selected. If the Location (Level 1) filter is being used, only the child locations in location level2 will be available.
Location (Level 3)	Filters the report based on whether the location level3 name is in the list of values selected. If the Location (Level 2) filter is being used, only the child locations in location level3 will be available.
Location (Level 4)	Filters the report based on whether the location level4 name is in the list of values selected. If the Location (Level 3) filter is being used, only the child locations in location level4 will be available.
Job Field (Level 1)	Filters the report based on whether the job field level1 name is in the list of values selected.
Job Field (Level 2)	Filters the report based on whether the job field level2 name is in the list of values selected. If the Job Field (Level 1) filter is being used, only the child job fields in job field level2 will be available.
Job Field (Level 3)	Filters the report based on whether the job field level3 name is in the list of values selected. If the Job Field (Level 2) filter is being used, only the child job fields in job field level3 will be available.
Job Field (Level 4)	Filters the report based on whether the job field level4 name is in the list of values selected. If the Job Field (Level 3) filter is being used, only the child job fields in job field level4 will be available.
Recruiter Name	Filters the report based on whether the recruiter name is in the list of values selected.
Hiring Manager Name	Filters the report based on whether the hiring manager name is in the list of values selected.
Req. Identifier	Filters the report based on whether the req. identifier is in the list of values selected.
Req. Title	Filters the report based on whether the req. title is in the list of values selected.
Requisition Status	Filters the report based on whether the current status is in the list of values selected
Submission Is Internal	Filters the report based on whether the submission is internal indicator is in the list of values selected.

## Report Filters

Filter	Description
Current Status Start Date is prompted	This is a listener for a prompt.
Submission Created Date is prompted	This is a listener for a prompt.
Submission Completed Date is prompted	This is a listener for a prompt.
Latest Filled Date is prompted	This is a listener for a prompt.
Current Reference Status Name is prompted	This is a listener for a prompt.
Current Workflow Name is prompted	This is a listener for a prompt.
Current Step Name is prompted	This is a listener for a prompt.
Current Status Name is prompted	This is a listener for a prompt.
Organization Level1 Name is prompted	This is a listener for a prompt.



Filter	Description
Organization Level2 Name is prompted	This is a listener for a prompt.
Organization Level3 Name is prompted	This is a listener for a prompt.
Organization Level4 Name is prompted	This is a listener for a prompt.
IFNULL("Submission Dates"."Hire Start Date","Submission Dates"."Offer Actual Start Date")	This is a listener for a prompt. When the prompt is set this value filters on the Hire Start Date. If hire start date is null it filters on the Offer Actual Start Date.
Location Level1 Name is prompted	This is a listener for a prompt.
Location Level2 Name is prompted	This is a listener for a prompt.
Location Level31 Name is prompted	This is a listener for a prompt.
Location Level4 Name is prompted	This is a listener for a prompt.
Job Field1 Name is prompted	This is a listener for a prompt.
Job Field2 Name is prompted	This is a listener for a prompt.
Job Field3 Name is prompted	This is a listener for a prompt.
Job Field4 Name is prompted	This is a listener for a prompt.
Recruiter Name is prompted	This is a listener for a prompt.
Hiring Manager Name is prompted	This is a listener for a prompt.
Req. Identifier is prompted	This is a listener for a prompt.
Title (BL) is prompted	This is a listener for a prompt.
Is Ace is prompted	This is a listener for a prompt.
Minimum Requirements Met is prompted	This is a listener for a prompt.
Submission Is Internal is prompted	This is a listener for a prompt.
Submission Is Completed is prompted	This is a listener for a prompt.
Current Status is prompted	This is a listener for a prompt.

Filter	Description
Last Position Accepted Date is prompted	This is a listener for a prompt.
Hired Date is prompted	This is a listener for a prompt.
Offer Accepted Date is prompted	This is a listener for a prompt.
First Sourced After Latest Approval Date is prompted	This is a listener for a prompt.
Submission Transition Process Name (BL) is not null	Filter to ensure only records with onboarding processes are returned.
Submission Transition Process Name (BL) is prompted	This is a listener for a prompt.
Submission Transition Process Current Status is prompted	This is a listener for a prompt.
Submission Transition Process Start Date is prompted	This is a listener for a prompt.
Submission Transition Process End Date is prompted	This is a listener for a prompt.
Submission Transition Process Progression Health Is Red is prompted	This is a listener for a prompt.
Submission Transition Step Start Date is prompted	This is a listener for a prompt.
Submission Transition Step End Date is prompted	This is a listener for a prompt.
Submission Transition Step Due Date is prompted	This is a listener for a prompt.
Submission Transition Task Name (BL) is prompted	This is a listener for a prompt.
Submission Transition Task Owner Name is prompted	This is a listener for a prompt.
Submission Transition Task Current Status is prompted	This is a listener for a prompt.
Submission Transition Task Due Date is prompted	This is a listener for a prompt.
Submission Transition Process Code is not null	Filter to ensure only records with onboarding processes are returned.

## Onboarding Process Summary

This report provides a summary of all onboarding processes.

## Report Columns

Name	Description
Req. Identifier	Returns the requisition id, as displayed in the recruiting application.
Req. Title	Returns the requisition title, in its base language.
Candidate Identifier	Returns Candidate ID.
Candidate Name	Returns the candidate name.
Correspondence Email	Returns the subject correspondence email or, if that is null, Returns the candidate email.
Corporate Email	Returns the subject corporate email.
Primary Phone Designation	Returns the candidate primary phone designation.
Mobile Phone	Returns the subject mobile phone number or, if that is null, Returns the candidate mobile phone number.
Home Phone	Returns the subject home phone number or, if that is null, Returns the candidate home phone number.
Work Phone	Returns the subject work phone number with the extension , if available, or, if the subject home phone number is null, Returns the candidate work phone number.
Fax Number	Returns the subject fax number.
Department Name	Returns the subject department name.
Current Reference Status Name	Returns the current reference status name.
Current Workflow Name	Returns the name of the candidate selection workflow used for this job submission.
Current Step Name	Returns the current CSW step name.
Current Status Name	Returns the current CSW status name.
Current Status Start Date	Returns the date when the candidate was moved to the current status.
Hiring Manager Name	Returns the hiring manager name.
Hiring Manager Email	Returns the hiring manager email.
Organization Level1 Name	Returns the name of the organization.
Job Field Level1 Name	Returns the name of the requisition job field.
Location Level1 Name	Returns the name of the requisition primary location.
Submission Is Completed	Returns whether or not the submission is complete.
Submission Is Internal	Returns whether or not the candidate was internal as of when he/she created the submission.
Submission Created Date	Returns the date/time when the submission was created.
Submission Completed Date	Returns the date/time when the submission was completed.
Hired Candidate Start Date	Returns the hire start date/time as entered when the candidate is moved to the Hired reference status. If the hire start date is not available the system returns the hire start date as entered in the candidate job offer section.
Hired Date	Returns the most recent date/time when the candidate was moved to the Hired reference status.
Offer Accepted Date	Returns the date/time when the candidate accepted the job offer.

Name	Description
Latest Filled Date	Returns the date/time when the requisition was most recently filled.
Latest Position Accepted Date	Returns the date/time when the last position was accepted on the requisition.
First Sourced After Latest Approval Date	Returns the first time the requisition was put into the sourcing status after the most recent time the requisition the requisition was put into the approved status.
Req. Status	Returns the current status of the requisition. Note that the values "Approved" and "Sourcing" roll up to the "Open" status.
Time to Hire	Returns the average number of days between the first fully approved date and the hired date.
Submission Cycle Time	Returns the average number of days between the submission completed date and hired date.
Time to Start	Returns the average number of days between the the first fully approved date and the hire start date (offer actual start date, if hire start date is null).
Onboarding Process Name (BL)	Returns the process name in its base locale.
Onboarding Process Code	Returns the submission transitions process code.
Onboarding Process Current Status	Returns the submission transitions process current status.
Onboarding Process Start Date	Returns the submission transitions process start date.
Onboarding Process End Date	Returns the submission transitions process end date.
Onboarding Process Percent Complete	Returns the submission transitions process percent complete.
Onboarding Process Progression Health Is Red	Returns yes if a step or task in the submission transitions process is overdue.
Onboarding Process Owner Full Name	Returns the submission transitions process owner full name.
Onboarding Process Days In Progress	If the submission transitions process is in progress, the time in days between the submission transitions process start date and the current date is returned.
Onboarding Process Days To Complete	If the submission transitions process is complete, the time in days between the profile transitions process start date and the profile transitions latest status change date.

## Report Prompts

All report prompts are optional.

Name	Description
Transitions Prompts	
Process Start Date	Filters the report based on whether the process start date is between two selected dates.
Process End Date	Filters the report based on whether the process end date is between two selected dates.
Process Name (BL)	Filters the report based on whether the process name is in the list of values selected.
Process Current Status	Filters the report based on whether the process current status is in the list of values selected.
Process Owner Full Name	Filters the report based on whether the process owner full name is in the list of values selected.
Process Progression Health Is Red	Filters the report based on whether process progression health is red indicator is in the list of values selected.
Report Prompts	

Name	Description
Submission Current Status Start Date	Filters the report based on whether the submission current status start date is between two selected dates.
Submission Created Date	Filters the report based on whether the submission created date is between two selected dates.
Hired Candidate Start Date	Filters the report based on whether the hired start date is between two selected dates. If the hire start date is null the offer actual start date is used.
Hired Date	Filters the report based on whether the hired date is between two selected dates.
Offer Accepted Date	Filters the report based on whether the offer accepted date is between two selected dates.
Ref. Status Name	Filters the report based on whether the current status reference name is in the list of values selected.
Workflow Name	Filters the report based on whether the current workflow name is in the list of values selected.
Step Name	Filters the report based on whether the current step name is in the list of values selected. If the workflow name filter is being used, only the steps in the selected workflow will be available.
Status Name	Filters the report based on whether the current status name is in the list of values selected. If the step name filter is being used, only the statuses in the filtered steps will be available.
Organization (Level 1)	Filters the report based on whether the organization level1 name is in the list of values selected.
Organization (Level 2)	Filters the report based on whether the organization level2 name is in the list of values selected. If the Organization (Level 1) filter is being used, only the child organizations in organization level2 will be available.
Organization (Level 3)	Filters the report based on whether the organization level3 name is in the list of values selected. If the Organization (Level 2) filter is being used, only the child organizations in organization level3 will be available.
Organization (Level 4)	Filters the report based on whether the organization level4 name is in the list of values selected. If the Organization (Level 3) filter is being used, only the child organizations in organization level4 will be available.
Location (Level 1)	Filters the report based on whether the location level1 name is in the list of values selected.
Location (Level 2)	Filters the report based on whether the location level2 name is in the list of values selected. If the Location (Level 1) filter is being used, only the child locations in location level2 will be available.
Location (Level 3)	Filters the report based on whether the location level3 name is in the list of values selected. If the Location (Level 2) filter is being used, only the child locations in location level3 will be available.
Location (Level 4)	Filters the report based on whether the location level4 name is in the list of values selected. If the Location (Level 3) filter is being used, only the child locations in location level4 will be available.
Job Field (Level 1)	Filters the report based on whether the job field level1 name is in the list of values selected.
Job Field (Level 2)	Filters the report based on whether the job field level2 name is in the list of values selected. If the Job Field (Level 1) filter is being used, only the child job fields in job field level2 will be available.
Job Field (Level 3)	Filters the report based on whether the job field level3 name is in the list of values selected. If the Job Field (Level 2) filter is being used, only the child job fields in job field level3 will be available.
Job Field (Level 4)	Filters the report based on whether the job field level4 name is in the list of values selected. If the Job Field (Level 3) filter is being used, only the child job fields in job field level4 will be available.
Recruiter Name	Filters the report based on whether the recruiter name is in the list of values selected.
Hiring Manager Name	Filters the report based on whether the hiring manager name is in the list of values selected.
Req. Identifier	Filters the report based on whether the req. identifier is in the list of values selected.
Req. Title	Filters the report based on whether the req. title is in the list of values selected.

Name	Description
Requisition Status	Filters the report based on whether the current status is in the list of values selected
Submission Is Internal	Filters the report based on whether the submission is internal indicator is in the list of values selected.

## Report Filters

Filter	Description
Current Status Start Date is prompted	This is a listener for a prompt.
Submission Created Date is prompted	This is a listener for a prompt.
Submission Completed Date is prompted	This is a listener for a prompt.
Latest Filled Date is prompted	This is a listener for a prompt.
Current Reference Status Name is prompted	This is a listener for a prompt.
Current Workflow Name is prompted	This is a listener for a prompt.
Current Step Name is prompted	This is a listener for a prompt.
Current Status Name is prompted	This is a listener for a prompt.
Organization Level1 Name is prompted	This is a listener for a prompt.
Organization Level2 Name is prompted	This is a listener for a prompt.
Organization Level3 Name is prompted	This is a listener for a prompt.
Organization Level4 Name is prompted	This is a listener for a prompt.
IFNULL("Submission Dates"."Hire Start Date","Submission Dates"."Offer Actual Start Date")	This is a listener for a prompt. When the prompt is set this value filters on the Hire Start Date. If hire start date is null it filters on the Offer Actual Start Date.
Location Level1 Name is prompted	This is a listener for a prompt.
Location Level2 Name is prompted	This is a listener for a prompt.
Location Level31 Name is prompted	This is a listener for a prompt.
Location Level4 Name is prompted	This is a listener for a prompt.

Filter	Description
Job Field1 Name is prompted	This is a listener for a prompt.
Job Field2 Name is prompted	This is a listener for a prompt.
Job Field3 Name is prompted	This is a listener for a prompt.
Job Field4 Name is prompted	This is a listener for a prompt.
Recruiter Name is prompted	This is a listener for a prompt.
Hiring Manager Name is prompted	This is a listener for a prompt.
Req. Identifier is prompted	This is a listener for a prompt.
Title (BL) is prompted	This is a listener for a prompt.
Is Ace is prompted	This is a listener for a prompt.
Minimum Requirements Met is prompted	This is a listener for a prompt.
Submission Is Internal is prompted	This is a listener for a prompt.
Submission Is Completed is prompted	This is a listener for a prompt.
Current Status is prompted	This is a listener for a prompt.
Last Position Accepted Date is prompted	This is a listener for a prompt.
Hired Date is prompted	This is a listener for a prompt.
Offer Accepted Date is prompted	This is a listener for a prompt.
First Sourced After Latest Approval Date is prompted	This is a listener for a prompt.
Submission Transition Process Code is not null	Filter to ensure only records with onboarding processes are returned.





## 3 Subject Areas

### Subject Areas

The standard content was delivered using the Recruiting subject area.

For a complete list of fields, refer to the document entitled Reporting with Oracle Business Intelligence – Data Dictionary – Subject Area available on My Oracle Support (Doc ID 1496352.1)

