

Oracle Fusion Cloud Transportation and Global Trade Management

**Integrating with Oracle Integration
Cloud Guide**

Release 23B



Oracle Fusion Cloud Transportation and Global Trade Management
Integrating with Oracle Integration Cloud Guide

Release 23B

F76517-01

Copyright © 2016, 2023, Oracle and/or its affiliates.

Author: Sudheer Rimmalapudi

This software and related documentation are provided under a license agreement containing restrictions on use and disclosure and are protected by intellectual property laws. Except as expressly permitted in your license agreement or allowed by law, you may not use, copy, reproduce, translate, broadcast, modify, license, transmit, distribute, exhibit, perform, publish, or display any part, in any form, or by any means. Reverse engineering, disassembly, or decompilation of this software, unless required by law for interoperability, is prohibited.

The information contained herein is subject to change without notice and is not warranted to be error-free. If you find any errors, please report them to us in writing.

If this is software, software documentation, data (as defined in the Federal Acquisition Regulation), or related documentation that is delivered to the U.S. Government or anyone licensing it on behalf of the U.S. Government, then the following notice is applicable:

U.S. GOVERNMENT END USERS: Oracle programs (including any operating system, integrated software, any programs embedded, installed, or activated on delivered hardware, and modifications of such programs) and Oracle computer documentation or other Oracle data delivered to or accessed by U.S. Government end users are "commercial computer software," "commercial computer software documentation," or "limited rights data" pursuant to the applicable Federal Acquisition Regulation and agency-specific supplemental regulations. As such, the use, reproduction, duplication, release, display, disclosure, modification, preparation of derivative works, and/or adaptation of i) Oracle programs (including any operating system, integrated software, any programs embedded, installed, or activated on delivered hardware, and modifications of such programs), ii) Oracle computer documentation and/or iii) other Oracle data, is subject to the rights and limitations specified in the license contained in the applicable contract. The terms governing the U.S. Government's use of Oracle cloud services are defined by the applicable contract for such services. No other rights are granted to the U.S. Government.

This software or hardware is developed for general use in a variety of information management applications. It is not developed or intended for use in any inherently dangerous applications, including applications that may create a risk of personal injury. If you use this software or hardware in dangerous applications, then you shall be responsible to take all appropriate fail-safe, backup, redundancy, and other measures to ensure its safe use. Oracle Corporation and its affiliates disclaim any liability for any damages caused by use of this software or hardware in dangerous applications.

Oracle®, Java, and MySQL are registered trademarks of Oracle and/or its affiliates. Other names may be trademarks of their respective owners.

Intel and Intel Inside are trademarks or registered trademarks of Intel Corporation. All SPARC trademarks are used under license and are trademarks or registered trademarks of SPARC International, Inc. AMD, Epyc, and the AMD logo are trademarks or registered trademarks of Advanced Micro Devices. UNIX is a registered trademark of The Open Group.

This software or hardware and documentation may provide access to or information about content, products, and services from third parties. Oracle Corporation and its affiliates are not responsible for and expressly disclaim all warranties of any kind with respect to third-party content, products, and services unless otherwise set forth in an applicable agreement between you and Oracle. Oracle Corporation and its affiliates will not be responsible for any loss, costs, or damages incurred due to your access to or use of third-party content, products, or services, except as set forth in an applicable agreement between you and Oracle.


Contents

Get Help	i
<hr/>	
2 Overview	3
Logistics Adapter	3
OIC Gen 3 Migration	4
Additional Resources	4
3 Configuration	5
Authentication	5
Domain	5
External Systems and Web Services (Outbound from Transportation and Global Trade Management Cloud)	5
4 Sample Integrations	7
Fusion Applications Integrations	7
Warehouse Management System Integrations	13
5 Known Issues	15
Sending Shipment Information to Inventory Management Cloud	15

Get Help

There are a number of ways to learn more about your product and interact with Oracle and other users.

Get Help in the Applications

Use help icons  to access help in the application.

Get Support

You can get support at [My Oracle Support](#). For accessible support, visit [Oracle Accessibility Learning and Support](#).

Join Our Community

Use [Cloud Customer Connect](#) to get information from industry experts at Oracle and in the partner community. You can join forums to connect with other customers, post questions, and watch events.

Learn About Accessibility

For information about Oracle's commitment to accessibility, visit the [Oracle Accessibility Program](#). (if videos) Videos included in this guide are provided as a media alternative for text-based topics also available in this guide.

Share Your Feedback

We welcome your feedback about Oracle Applications user assistance. If you need clarification, find an error, or just want to tell us what you found helpful, we'd like to hear from you.

You can email your feedback to otm-doc_us@oracle.com.

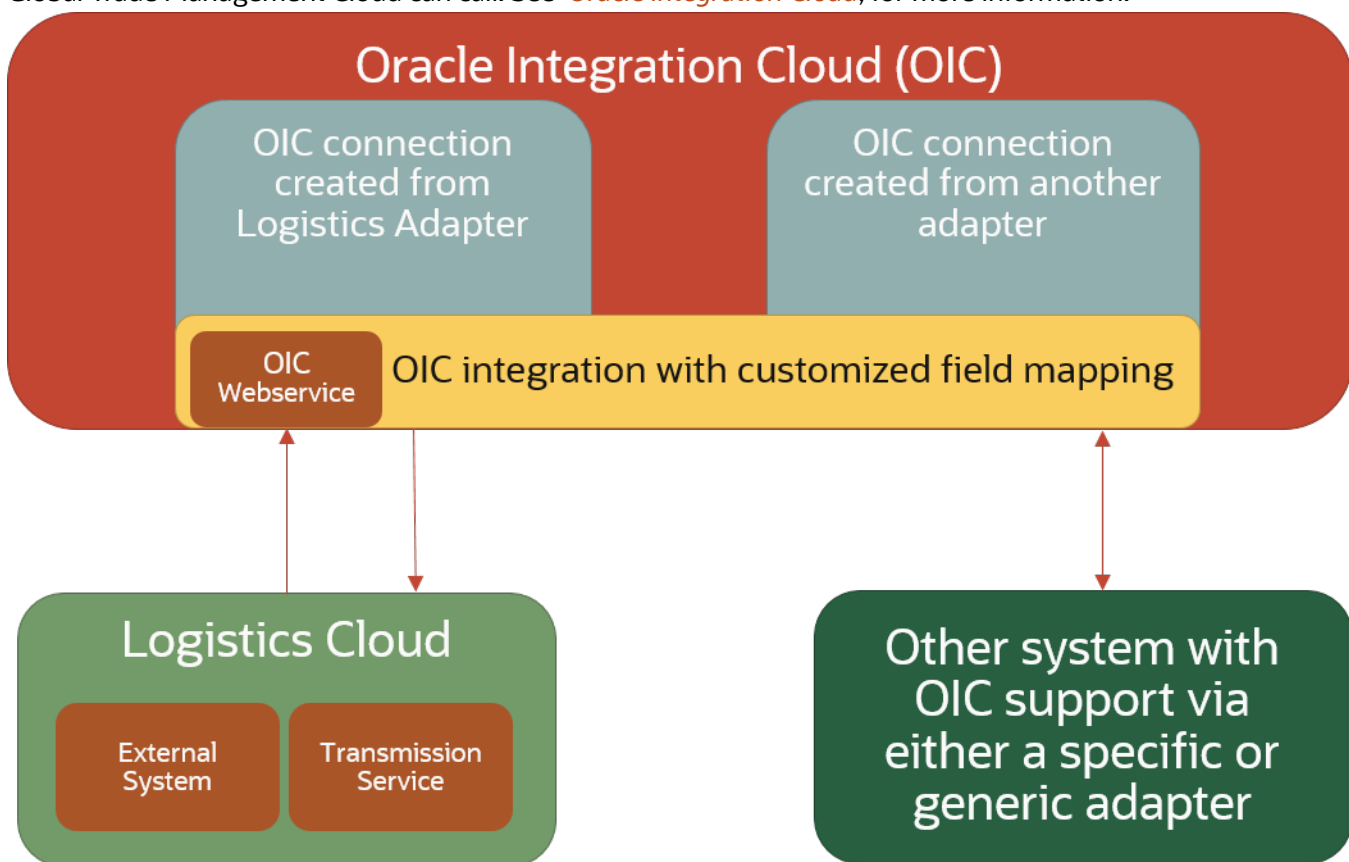
Thanks for helping us improve our user assistance!

2 Overview

Logistics Adapter

This document describes configuring Transportation and Global Trade Management Cloud to integrate with another product using the Integration Cloud Service (OIC).

The Logistics adapter included with OIC can be used to create an OIC Connection to a specific Transportation and Global Trade Management Cloud instance of version 6.4.2 or later. The OIC Connection can then be used to create an Integration which calls Transportation and Global Trade Management Cloud web services, as well as exposes a web service that Transportation and Global Trade Management Cloud can call. See [Oracle Integration Cloud](#), for more information.



Also included in this document is a description of a sample integration between Transportation and Global Trade Management Cloud and Supply Chain Cloud using OIC. The sample integration can be obtained from [My Oracle Support Note 2209248.1](#). Transportation and Global Trade Management Cloud also includes an FA domain (named for Fusion Applications) which accompanies the sample flow and provides examples of possible data setup and automation.

OIC Gen 3 Migration

When migration to OIC Gen3, a couple of items need to be considered.

- "Basic Routing" pattern in OIC is deprecated previously and will not be supported from Gen3. If any of the integrations use the "Basic Routing" pattern, they need to be converted to Orchestration or other supported patterns. This can be done using the "Convert" action in most cases.
- Starting from Gen3, OIC integrations do not declare the policy information in the WSDL. To support this and any external WSDLs which do not declare an attached policy but need to be accessed via a WSDL URL, a property called "glog.integration.webservice.enforceUNT" was introduced in OTM. This needs to be set to true to ensure that the username and password are sent in an outbound SOAP message as the standard Web Service Security Username Token. The corresponding Web Service record must also have the "Use Web Service Security" option set on.

Additional Resources

- Sample integrations can be downloaded from [My Oracle Support #2209248.1](#).
- [Integration Cloud Service documentation](#).
- Detailed help for [Integration Cloud Service](#).

3 Configuration

Authentication

Transportation and Global Trade Management Cloud requires authentication in order to call its web services. In general, a user should be created in Transportation and Global Trade Management Cloud with the INTEGRATION role. This user must then be configured on the Connection created in OIC.

Domain

Data in Transportation and Global Trade Management Cloud generally resides in a “domain.” This could be a single domain for an entire implementation, or multiple domains segregated by business unit, customer, or other criteria. Transportation and Global Trade Management Cloud domains may not correlate to the upstream system, so the domain will need to be specified in the OIC Mapping inbound to Transportation and Global Trade Management Cloud. For example, *ORDER123* in Supply Chain Cloud could come into Transportation and Global Trade Management Cloud as *MY_DOMAIN.ORDER123*.

External Systems and Web Services (Outbound from Transportation and Global Trade Management Cloud)

Sending data from Transportation and Global Trade Management Cloud to another system via OIC can be done by calling the OIC Web Service for the desired integration in OIC. An External System should be created in Transportation and Global Trade Management Cloud pointing to the OIC endpoint, which can be obtained from an activated integration in OIC. It is also highly advisable to use Out XML Profiles to limit the amount of data sent to OIC to improve performance. The Transportation and Global Trade Management Cloud FA domain includes two sample External System Records, OM OIC SERVICE and WSH OIC SERVICE as examples. Also included are sample out XML profiles, OM_ORDER, WSH_SHIPMENT, WSH_SHIP_UNITS, GTM_OM_RESPONSE, and GTM_SHIPPING_RESPONSE.

4 Sample Integrations

Fusion Applications Integrations

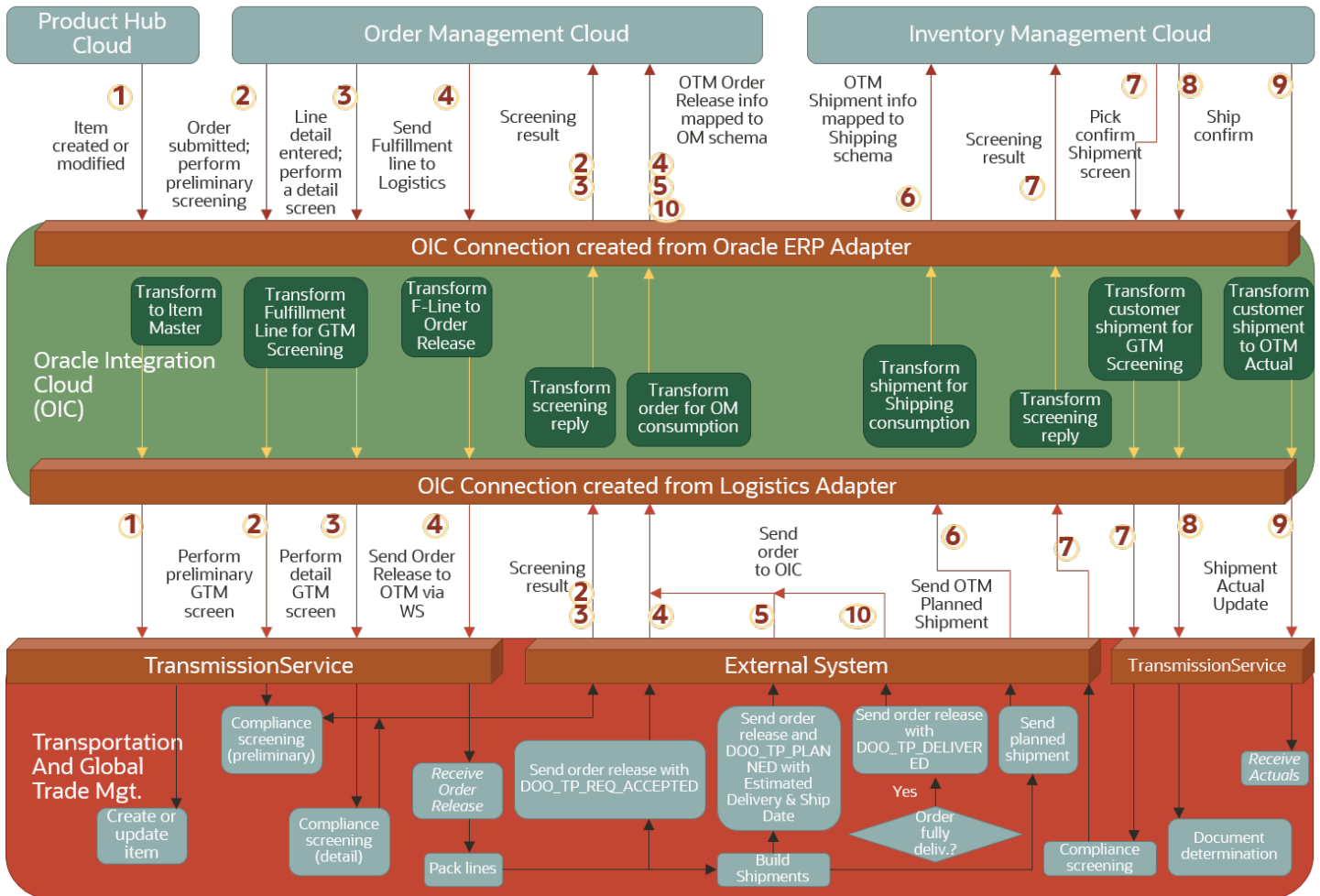
Overview

Sample OIC integrations can be obtained from [Oracle Marketplace](#) or from [My Oracle Support Note 2209248.1](#) that show one possible way an integration might be built among Transportation and Global Trade Management Cloud, Product Hub Cloud, Order Management Cloud, and Inventory Management Cloud (Shipping). After importing the sample integrations, implementers will have to configure:

1. Connection information in OIC for the source and target systems (i.e. WSDL)
2. Authentication as described above for OIC to call Transportation and Global Trade Management Cloud Web services
3. External Systems and Web services as described above for Transportation and Global Trade Management Cloud to call OIC

Implementers will also have to configure automation as described below. This chapter outlines the automation in Transportation and Global Trade Management Cloud that could be used with this flow as well as the sample data (i.e. Automation Agents) in the FA domain that should be copied to the implementation domain.

The diagram below illustrates the flow of the sample integration.



Transportation and Global Trade Management Cloud includes a domain named "FA" (named for "Fusion Applications (Supply Chain Cloud)") which is designed to work with this flow and includes the data and automation configuration.

Static Data Assumptions

The sample integration assumes certain implementation specific data will reside in Transportation and Global Trade Management Cloud. This may include:

Units of Measure

The above sample flow ([#unique_9/unique_9_Connect_42_fig_q2j_r4f_mjb](#)) assumes unit of measure codes match one-to-one between Supply Chain Cloud and Transportation and Global Trade Management Cloud. If units of measure differ (i.e. LB vs. lbs), one option is to map them as a Lookup in OIC.

Qualifiers

The FA domain in Transportation and Global Trade Management Cloud includes reference and remark qualifiers to store some of the information coming from Order Management Cloud. For example, there are Order Release Reference Qualifiers for FA.ORDER NUMBER, FA.ORDER LINE NUMBER, FA.FULFILLMENT LINE NUMBER and Remark Qualifiers for FA.PACKING INSTRUCTIONS and FA.SHIPPING INSTRUCTIONS.

Custom Status

The FA domain in Transportation and Global Trade Management Cloud includes custom statuses FA.SENT TO FA INV and FA.SHIP CONFIRM to handle change requests coming from Order Management Cloud. These statuses are used to find the state of the shipment, letting the sample workflow agents handle the change request accordingly.

Custom Events

The FA domain in Transportation and Global Trade Management Cloud includes custom events FA.OR ON SHIPMENT MODIFIED, FA.SHIPMENT ON ORDER MODIFIED, and FA.ORDER RELEASE CONSTRAINTS MODIFIED to handle change requests coming from Order Management Cloud. These custom events are used in the sample workflow to demonstrate one way of handling the change requests.

Currency

The above sample flow assumes currency codes match one-to-one between Supply Chain Cloud and Transportation and Global Trade Management Cloud. Transportation and Global Trade Management Cloud includes both 2-character and 3-character country codes and can be configured to work with either. An OIC lookup table can also be used to translate one code to another.

Locations, Contacts, Service Providers

Locations, Contacts, and Service Providers should be pre-seeded in Transportation and Global Trade Management Cloud, but Locations and Contacts will also be created and updated as part of the compliance screening.

IncoTerms

IncoTerms should be pre-seeded in GTM to sync FOB point coming from Order Management Cloud.

Internal Organization Structure

The Internal Legal Entity, Business Units and Inventory Organizations should be pre-seeded as parties in GTM to sync those coming from Order Management Cloud. Carriers need to be pre-seeded as parties in GTM too if the decision is to send them to GTM from Order Management Cloud. The FA domain includes a LEGAL ENTITY involved party qualifier.

Sample Integration

The number in parenthesis in each section below corresponds to the steps listed in [#unique_9/unique_9_Connect_42_fig_q2j_r4f_mjb](#).

(1) Item Master Synchronization

An item is sent into Transportation and Global Trade Management Cloud from Product Hub Cloud via OIC. GTM creates/updates the item. Sample integrations PIM_CREATE_GTM and PIM_UPDATE_GTM illustrate one example of how this could be done.

(2) Receive, Acknowledge and Process Compliance Screening for Sales Order Pre-Booking

An order is sent into Transportation and Global Trade Management Cloud from Order Management Cloud via OIC. GTM acknowledges the receipt of the request. GTM creates the transaction in GTM and performs the screening based on the services configured by the user. Once the compliance screening processing is complete, the system will build the compliance status response structure and send it to OIC. The FA domain has a sample agent, DOO-GTM - PRE-BOOKING listening to the transaction creation in pre-booking stage of sales order and sends the response to OIC. This sample agent is where the desired configuration can be added. Sample integration OM_GTM illustrates one way that the screening could be performed, and GTM_OM illustrates an example of the corresponding response.

(3) Receive, Acknowledge and Process Compliance Screening for Order Fulfillment Line

An order fulfillment line is sent into Transportation and Global Trade Management Cloud from Order Management Cloud via OIC. GTM acknowledges the receipt of the request. GTM creates/updates the trade transaction and performs the configured screening. Suggested screening services are Restricted Party List, Sanctioned Countries and Control Screening. The FA domain includes a sample agent, DOO-GTM - POST-BOOKING, which listens to the transaction creation/modification in post-booking stage of sales order and sends the response to OIC. Similar to (2) above, the OM_GTM and GTM_OM illustrate one way the screening and response might be accomplished.

(4) Receive, Acknowledge and Process Pick Confirm Shipment Lines

Orders are sent to Transportation and Global Trade Management Cloud from Order Management Cloud (via OIC) and have to be processed into an order that can be planned. This can be done using the *PUBLIC ORDER RELEASE – INSERT* agent or another agent. See the *Order Management Guide* for more information.

When an order is created in Transportation and Global Trade Management Cloud, an acknowledgement can be sent back to Order Management Cloud. The FA domain includes a *SEND ORDER RECEIVED TO FA* agent as an example. The Release interface is sent into OIC and its payload used to create the proper response to forward to Order Management Cloud. The OM_OTM integration illustrates one example of how the order release might be created, and OTM_OM illustrates one way the acknowledgement could be sent.

(5) Send Pickup and Delivery Dates Back to Order Management Cloud for Fulfillment Lines

Orders can be planned into shipments via an Automation Agent or a scheduled process to run the *BuildBuySideShipments* process based on a saved query selecting the orders to be planned. The saved query might select orders with a new and unscheduled status. When an order is initially planned into a shipment, and as stop times are updated throughout its lifecycle, the estimated pickup and delivery dates can be updated on the order, if desired, to send back to Order Management Cloud. The sample flow assumes the following has been configured in Transportation and Global Trade Management Cloud:

1. Parameters RECALC ORDER EARLIEST EST PICKUP DATES and RECALC ORDER LATEST EST DELIVERY DATES are set to True in order to enable calculating these fields on the Order Release. The FA domain includes a Parameter Set FA_DEFAULT with these set.

2. Properties: `glog.workflow.topic.OrderLatestEstDeliveryDateSync.suppresslifetime=false` and `glog.workflow.topic.OrderEarliestEstPickupDateSync.suppresslifetime=false`. These properties should be added to the *CUSTOM* property included with Transportation and Global Trade Management Cloud.
3. Agent listening to ORDER - EARLIEST EST PICKUP DATE CHANGE and ORDER - LATEST EST DELIVERY DATE CHANGE (restrictions: INTERNAL) and send integration to OIC. The FA domain includes a SEND ORDER DATES TO FA to show one example on how this might be configured. Similar to the above, this sends the Release interface, which includes the estimated pickup and delivery dates.

The OTM_OM integration illustrates one example of how the date estimates might be sent from Transportation and Global Trade Management Cloud back to Order Management Cloud.

(6) Sending Shipment Information to Inventory Management Cloud (Shipping)

When shipments are created in Transportation and Global Trade Management Cloud, the shipment information must be sent to Inventory Management Cloud (Shipping). The FA domain includes a SEND PLANNED SHIPMENT TO FA INV agent as an example of how this could be configured. The OTM_WSH integration illustrates one way the planned shipment might be mapped from Transportation and Global Trade Management Cloud to Inventory Management Cloud.

Note: At the time of this publishing, the mapping of Order Release Destination to Initial Destination (`Release/ShipToLocationRef/LocationRef/LocationGid/Gid/Xid` to `ShipmentRequestOrderLine/InitialDestinationLocationId`) may cause the transmission to fail as the locations received from Order Management are actually Party Site IDs, and Inventory Management expects a Location ID here. This is slated to be fixed in a future version. In the meantime, this mapping can be removed (may affect pick release in Inventory Management), or could be configured with a lookup table to translate Party Site ID to a Location ID.

(7) Receive, Acknowledge and Compliance Screening for Pick Confirm Shipment Line

A pick confirm shipment line is sent into Transportation and Global Trade Management Cloud from Inventory Management Cloud (Shipping) via OIC. GTM acknowledges the receipt of the request. GTM creates/updates the trade transaction and performs the screening configured by the user. Suggested screening services are Restricted Party List, Sanctioned Countries and Control Screening. The FA domain has a sample agent, WSH-GTM - READY-TO-SHIP listening to the transaction creation in ready-to-ship stage of shipment and sends the response to OIC. The WSH_SCREENING_GTM integration illustrates one example of how this screening might be performed, and the GTM_SCREENING_WSH integration illustrates an example of the corresponding response.

(8) Receive, Acknowledge and Compliance Screening for Ship Confirm Customer Shipment

A Ship Confirm Customer Shipment is sent into Transportation and Global Trade Management Cloud from Inventory Management Cloud (Shipping) via OIC. GTM acknowledges the receipt of the request. GTM creates the trade transaction and performs the screening configured by the user. Suggested screening service is Documents Determination. GTM does not send back any screening results to Inventory Management Cloud. The FA domain has a sample agent, WSH-GTM - SHIPMENT-ADVICE listening to the transaction creation related to shipment advice where appropriate actions to generate documents can be added. The WSH_SA_GTM integration illustrates one example of how this might be accomplished.

(9) Receive Shipment Actual

The shipment as it was actually shipped in Inventory Management Cloud is sent into Oracle Transportation and Global Trade Management Cloud. These are sent as individual ship units updating the shipment. The WSH_OTM integration illustrates one example of how actual updates might be mapped from Inventory Management Cloud into Oracle Transportation and Global Trade Management Cloud.

The ship units sent from Inventory Management Cloud may differ significantly from those that were originally planned by Transportation and Global Trade Management Cloud. Ship units sent from Inventory Management Cloud will have a Received Ship Unit Count = 1. When all actual updates have been sent, Inventory Management Cloud will send an update setting “Attribute 20” to ‘Y’ to indicate all actuals have been sent. The FA domain includes a sample agent SHIPMENT COMPLETE which listens for shipment modification events, and if the shipment is “complete” (Attribute 20='Y'), the WSH_SHIP_COMPLETE_OTM integration will be called. This integration immediately calls back into Transportation and Global Trade Management Cloud with a transmission that deletes all of the original planned ship units, leaving only the actual ones sent from Inventory management Cloud.

(10) Send POD to Order Management Cloud for Fulfillment Lines

When all shipments for an order have been delivered, notification of delivery can be sent back to Order Management Cloud. Agent action SET ORDER DELIVERED STATUS can be used to evaluate the ENROUTE status of the related shipment(s) and set the order release DELIVERED status. The FA domain includes a SHIPMENT DELIVERED agent to illustrate how this might be configured. This agent listens for shipment status ENROUTE to move to COMPLETED, and uses Data Type Association SHIPMENT TO ORDER RELEASE to call SET ORDER DELIEVERED STATUS and set the order's DELIVERED status. Another sample agent, SEND ORDER DELIVERY STATUS TO FA has been included in the FA domain which shows an example of how an agent might be configured to send the order to Order Management Cloud when the order's status moves to DELIVERED. The OTM_OM integration illustrates one example of how the proof of delivery might be communicated from Transportation and Global Trade Management Cloud to Order Management Cloud.

Change Management

When a change request comes in from Order Management Cloud after the initial sales order request is received, based on the state of the order release and shipment in Transportation and Global Trade Management Cloud at the time and the nature of the update, the request could be processed in different ways. The FA domain includes a sample agent ORDER MOD - RESEND TO FA OM to illustrate how this might be configured to process the update. Another sample agent, SEND PLANNED STATUS TO FA OM has been included in FA domain which shows an example of how an agent might be configured to send the planned status to Order Management Cloud when the shipment that is associated with the updated order status is PLANNED.

The change request from Order Management Cloud should be communicated to Inventory Management Cloud if the shipment is not yet confirmed by the later. The FA domain includes a sample agent SHIPMENT MOD - RESEND TO FA INV to illustrate how this might be configured to communicate the update. If a shipment is deleted because of the nature of the change, sample agent SHIPMENT DELETE - SEND TO FA INV in the FA domain illustrates an example of how an agent might be configured to communicate the delete message to the Inventory Management Cloud.

Backorder/Partial Ship

When Inventory Management Cloud (WSH) performs a partial ship and there is no backordered event coming into Oracle Transportation and Global Trade Management Cloud (OTM) from Order Management Cloud (OM), a transportation planner could manually enter partial ship info in OTM by creating a new Order Movement for the remaining quantity and either plan a new shipment from the newly created Order Movement or add the new Order Movement to an existing shipment and send that Planned Shipment details to WSH. Below is an example detailing this use case.

1. OM sends an order (e.g. FA.ORDER1) with a quantity of 10 to OTM.

2. OTM plans a shipment from that order and sends the planned shipment (Eg: FA.SHIPMENT1) to WSH with quantity of 10 for execution. An order movement (e.g. FA.OM1) with quantity of 10 will also be automatically created.
3. WSH does a partial ship (e.g. quantity of 6) of the shipment and sends shipment actuals to OTM with a shipped quantity of 6. This will update the existing shipment with quantity of 6.
4. WSH communicates to OTM manually that the remaining quantity of 4 needs to be addressed as in this specific case there won't be a backordered line request coming from OM.
5. OTM planner in this case could create a new order movement (Eg: FA.OM2) for the remaining quantity of 4. Create a new shipment (Eg: FA.SHIPMENT2) from the new order movement with quantity of 4. As a note, the new order movement (FA.OM2) can also be added an existing shipment instead of creating a new shipment if intended.
6. Send the new planned shipment (FA.SHIPMENT2) to WSH for execution.

Alternatively, Inventory Management Cloud publishes a backordered event that can be consumed by OTM and setup a replan workflow.

Warehouse Management System Integrations

The Oracle Warehouse Management Cloud to Oracle Transportation and Global Trade Management Cloud Integration Guide includes an overview and setup details for the Oracle Warehouse Management Cloud Integration to Oracle Transportation and Global Trade Management Cloud Integration. You can find this guide in My Oracle Support in the [Sample Integration Between Oracle Warehouse Management Cloud and Oracle Transportation Management Cloud \(Doc ID 2565961.1\)](#) note.

5 Known Issues

Sending Shipment Information to Inventory Management Cloud

There is a potential issue with the OTM_WSH mapping to Initial Destination. Please see the [\(6\) *Sending Shipment Information to Inventory Management Cloud \(Shipping\)*](#) section for more information.

