

# Oracle® SQLcl

## User's Guide



Release 23.2

F82740-01

July 2023



Oracle SQLcl User's Guide, Release 23.2

F82740-01

Copyright © 2019, 2023, Oracle and/or its affiliates.

Primary Author: Celin Cherian

This software and related documentation are provided under a license agreement containing restrictions on use and disclosure and are protected by intellectual property laws. Except as expressly permitted in your license agreement or allowed by law, you may not use, copy, reproduce, translate, broadcast, modify, license, transmit, distribute, exhibit, perform, publish, or display any part, in any form, or by any means. Reverse engineering, disassembly, or decompilation of this software, unless required by law for interoperability, is prohibited.

The information contained herein is subject to change without notice and is not warranted to be error-free. If you find any errors, please report them to us in writing.

If this is software, software documentation, data (as defined in the Federal Acquisition Regulation), or related documentation that is delivered to the U.S. Government or anyone licensing it on behalf of the U.S. Government, then the following notice is applicable:

U.S. GOVERNMENT END USERS: Oracle programs (including any operating system, integrated software, any programs embedded, installed, or activated on delivered hardware, and modifications of such programs) and Oracle computer documentation or other Oracle data delivered to or accessed by U.S. Government end users are "commercial computer software," "commercial computer software documentation," or "limited rights data" pursuant to the applicable Federal Acquisition Regulation and agency-specific supplemental regulations. As such, the use, reproduction, duplication, release, display, disclosure, modification, preparation of derivative works, and/or adaptation of i) Oracle programs (including any operating system, integrated software, any programs embedded, installed, or activated on delivered hardware, and modifications of such programs), ii) Oracle computer documentation and/or iii) other Oracle data, is subject to the rights and limitations specified in the license contained in the applicable contract. The terms governing the U.S. Government's use of Oracle cloud services are defined by the applicable contract for such services. No other rights are granted to the U.S. Government.

This software or hardware is developed for general use in a variety of information management applications. It is not developed or intended for use in any inherently dangerous applications, including applications that may create a risk of personal injury. If you use this software or hardware in dangerous applications, then you shall be responsible to take all appropriate fail-safe, backup, redundancy, and other measures to ensure its safe use. Oracle Corporation and its affiliates disclaim any liability for any damages caused by use of this software or hardware in dangerous applications.

Oracle®, Java, and MySQL are registered trademarks of Oracle and/or its affiliates. Other names may be trademarks of their respective owners.

Intel and Intel Inside are trademarks or registered trademarks of Intel Corporation. All SPARC trademarks are used under license and are trademarks or registered trademarks of SPARC International, Inc. AMD, Epyc, and the AMD logo are trademarks or registered trademarks of Advanced Micro Devices. UNIX is a registered trademark of The Open Group.

This software or hardware and documentation may provide access to or information about content, products, and services from third parties. Oracle Corporation and its affiliates are not responsible for and expressly disclaim all warranties of any kind with respect to third-party content, products, and services unless otherwise set forth in an applicable agreement between you and Oracle. Oracle Corporation and its affiliates will not be responsible for any loss, costs, or damages incurred due to your access to or use of third-party content, products, or services, except as set forth in an applicable agreement between you and Oracle.

# Contents

## Preface

---

Audience	viii
Documentation Accessibility	viii
Conventions	viii
Third-Party License Information	viii

## 1 Changes in Release 23.2 for Oracle SQLcl User's Guide

---

## 2 Using Oracle SQLcl

---

2.1	Alphabetic List of SQLcl Commands	2-2
2.1.1	Defining Parameters in SQLcl Scripts Using the ARGUMENT Command	2-4
2.2	List of Unsupported SQL*Plus Commands and Features	2-6
2.3	Starting and Leaving SQLcl	2-7
2.4	Connecting to a Database	2-8
2.4.1	KERBEROS Connection Type	2-11
2.4.2	NAME Connection Type	2-12
2.4.3	OCI Connection Type	2-13
2.4.4	Oracle Connection Type	2-13
2.4.5	OREST Connection Type	2-14
2.4.6	RADIUS Connection Type	2-15
2.4.7	SOCKS Connection Type	2-16
2.4.8	THIRD Connection Type	2-18
2.4.9	WALLET Connection Type	2-19
2.5	Managing Stored Connections	2-20
2.5.1	List Connections	2-20
2.5.2	Show Connections	2-21
2.5.3	Test Connections	2-21
2.5.4	Import Connections	2-22
2.5.5	Clone Connections	2-23
2.6	Starting Up and Shutting Down a Database	2-23
2.7	Entering and Executing Commands	2-24

2.8	Manipulating SQL, SQLcl, and PL/SQL Commands	2-25
2.9	Formatting Query Results	2-28
2.10	Accessing Databases	2-32
2.11	Miscellaneous Commands	2-33
2.11.1	REST	2-35
2.11.2	SODA	2-35
2.11.3	MODELER	2-36
2.11.4	DG (Data Guard)	2-37
2.11.5	AQ (Advanced Queuing)	2-38
2.11.5.1	Create a Queue Table	2-39
2.11.5.2	Alter a Queue Table	2-40
2.11.5.3	Drop a Queue Table	2-41
2.11.5.4	Create a Queue	2-41
2.11.5.5	Alter a Queue	2-42
2.11.5.6	Drop a Queue	2-43
2.11.5.7	Create a Sharded Queue	2-43
2.11.5.8	Alter a Sharded Queue	2-45
2.11.5.9	Drop a Sharded Queue	2-46
2.11.5.10	Create an Exception Queue	2-47
2.11.5.11	Create a Transactional Event Queue	2-47
2.11.5.12	Alter a Transactional Event Queue	2-49
2.11.5.13	Drop a Transactional Event Queue	2-50
2.11.5.14	Create an EQ Exception Queue	2-51
2.11.5.15	Start a Queue	2-51
2.11.5.16	Stop a Queue	2-52
2.11.5.17	Add a Subscriber	2-52
2.11.5.18	Alter a Subscriber	2-53
2.11.5.19	Remove a Subscriber	2-54
2.11.5.20	Enqueue	2-55
2.11.5.21	Dequeue	2-56
2.11.6	SET system_variable value	2-60
2.11.7	SHOW option	2-62
2.12	Loading a File	2-63
2.12.1	LOAD Command	2-64
2.12.1.1	SET LOAD Command	2-67
2.12.1.2	SET LOADFORMAT Command	2-70
2.13	Calling Oracle Cloud Infrastructure REST APIs Using the OCI Command	2-72

## 3 Using Liquibase

---

3.1	About Liquibase in SQLcl	3-1
-----	--------------------------	-----

3.2	Requirements for Using Liquibase	3-2
3.3	Supported Types	3-3
3.4	Supported Liquibase Commands in SQLcl	3-4
3.4.1	calculate-checksum	3-8
3.4.2	changelog-sync	3-10
3.4.3	changelog-sync-sql	3-11
3.4.4	changelog-sync-to-tag	3-13
3.4.5	changelog-sync-to-tag-sql	3-14
3.4.6	clear-checksums	3-16
3.4.7	data	3-16
3.4.8	db-doc	3-17
3.4.9	diff	3-19
3.4.10	diff-changeLog	3-20
3.4.11	drop-all	3-23
3.4.12	future-rollback-count-sql	3-23
3.4.13	future-rollback-from-tag-sql	3-24
3.4.14	future-rollback-sql	3-26
3.4.15	generate-apex-object	3-27
3.4.16	generate-changelog	3-28
3.4.17	generate-control-file	3-30
3.4.18	generate-object	3-31
3.4.19	generate-ords-module	3-32
3.4.20	generate-ords-schema	3-33
3.4.21	generate-schema	3-33
3.4.22	history	3-35
3.4.23	list-locks	3-36
3.4.24	mark-next-changeset-ran	3-37
3.4.25	mark-next-changeset-ran-sql	3-38
3.4.26	release-locks	3-39
3.4.27	rollback	3-40
3.4.28	rollback-count	3-42
3.4.29	rollback-count-sql	3-43
3.4.30	rollback-sql	3-45
3.4.31	rollback-to-date	3-47
3.4.32	rollback-to-date-sql	3-48
3.4.33	snapshot	3-50
3.4.34	snapshot-reference	3-51
3.4.35	status	3-53
3.4.36	tag	3-54
3.4.37	tag-exists	3-55
3.4.38	unexpected-changesets	3-56

3.4.39	update	3-58
3.4.40	update-count	3-59
3.4.41	update-count-sql	3-61
3.4.42	update-sql	3-62
3.4.43	update-testing-rollback	3-64
3.4.44	update-to-tag	3-65
3.4.45	update-to-tag-sql	3-67
3.4.46	validate	3-69
3.4.47	version	3-70
3.5	Using SQLcl Liquibase Functionality with Open-Source Liquibase	3-70
3.6	Dynamic Object Transformation with SQLcl Liquibase and DBMS_METADATA Oracle Database Package	3-75
3.7	Liquibase Open-Source Changesets with SQLcl Liquibase	3-84
3.8	DATABASECHANGELOG_DETAILS VIEW	3-88
3.9	ChangeSets in Liquibase	3-89
3.10	Examples Using Liquibase	3-90
3.10.1	Review SQL	3-90
3.10.2	Capture and Deploy an Object	3-90
3.10.3	Capture and Deploy a Schema	3-91
3.10.4	Execute Custom SQL with RunOracleScript	3-91

## 4 Using Cloud Storage

---

4.1	Using DBMS_CLOUD for Authentication	4-1
4.2	Creating the OCI profile for OCI Authentication	4-4
4.3	About the Cloud Storage Command Options	4-4
4.4	Examples	4-5

## 5 Using Data Pump

---

5.1	Getting Started	5-1
5.1.1	Prerequisites	5-1
5.1.2	Usage	5-3
5.2	Data Pump Command Syntax and Arguments	5-4
5.3	Use Cases	5-12
5.4	Tips and Troubleshooting	5-14

## 6 Using the Cloud Premigration Advisor Tool

---

6.1	Overview	6-1
6.2	Prerequisites	6-2
6.3	About the MIGRATEADVISOR Command	6-3

6.4	Examples	6-6
6.5	Tips and Troubleshooting	6-8

## 7 Using the PGQL Plug-in

---

7.1	Downloading and Installing	7-1
7.2	About PGQL Commands	7-1
7.3	Examples	7-2

## A SQL Performance Troubleshooting

---

# Preface

This guide provides usage information about Oracle SQLcl (SQL Developer Command Line), a Java-based command-line interface for Oracle Database.

## Audience

This guide is intended for those using Oracle SQLcl.

## Documentation Accessibility

For information about Oracle's commitment to accessibility, visit the Oracle Accessibility Program website at <http://www.oracle.com/pls/topic/lookup?ctx=acc&id=docacc>.

### Access to Oracle Support

Oracle customers that have purchased support have access to electronic support through My Oracle Support. For information, visit <http://www.oracle.com/pls/topic/lookup?ctx=acc&id=info> or visit <http://www.oracle.com/pls/topic/lookup?ctx=acc&id=trs> if you are hearing impaired.

## Conventions

The following text conventions are used in this document:

Convention	Meaning
<b>boldface</b>	Boldface type indicates graphical user interface elements associated with an action, or terms defined in text or the glossary.
<i>italic</i>	Italic type indicates book titles, emphasis, or placeholder variables for which you supply particular values.
monospace	Monospace type indicates commands within a paragraph, URLs, code in examples, text that appears on the screen, or text that you enter.

## Third-Party License Information

Oracle SQLcl contains third-party code. Oracle is required to provide the following notices. Note, however, that the Oracle program license that accompanied this product determines your right to use the Oracle program, including the third-party software, and the terms contained in the following notices do not change those rights.



## Antlr 3.1.3

This program contains Antlr 3.1.3, which has the following associated attribution text:

ANTLR 3 License [The BSD License] Copyright (c) 2003-2007, Terence Parr All rights reserved. Redistribution and use in source and binary forms, with or without modification, are permitted provided that the following conditions are met: \* Redistributions of source code must retain the above copyright notice, this list of conditions and the following disclaimer. \* Redistributions in binary form must reproduce the above copyright notice, this list of conditions and the following disclaimer in the documentation and/or other materials provided with the distribution. \* Neither the name of the author nor the names of its contributors may be used to endorse or promote products derived from this software without specific prior written permission. THIS SOFTWARE IS PROVIDED BY THE COPYRIGHT HOLDERS AND CONTRIBUTORS "AS IS" AND ANY EXPRESS OR IMPLIED WARRANTIES, INCLUDING, BUT NOT LIMITED TO, THE IMPLIED WARRANTIES OF MERCHANTABILITY AND FITNESS FOR A PARTICULAR PURPOSE ARE DISCLAIMED. IN NO EVENT SHALL THE COPYRIGHT OWNER OR CONTRIBUTORS BE LIABLE FOR ANY DIRECT, INDIRECT, INCIDENTAL, SPECIAL, EXEMPLARY, OR CONSEQUENTIAL DAMAGES (INCLUDING, BUT NOT LIMITED TO, PROCUREMENT OF SUBSTITUTE GOODS OR SERVICES; LOSS OF USE, DATA, OR PROFITS; OR BUSINESS INTERRUPTION) HOWEVER CAUSED AND ON ANY THEORY OF LIABILITY, WHETHER IN CONTRACT, STRICT LIABILITY, OR TORT (INCLUDING NEGLIGENCE OR OTHERWISE) ARISING IN ANY WAY OUT OF THE USE OF THIS SOFTWARE, EVEN IF ADVISED OF THE POSSIBILITY OF SUCH DAMAGE.

## ANTLR4 Java Runtime 4.11.1

Copyright (c) 2012-2022 The ANTLR Project. All rights reserved. Redistribution and use in source and binary forms, with or without modification, are permitted provided that the following conditions are met:

1. Redistributions of source code must retain the above copyright notice, this list of conditions and the following disclaimer.
2. Redistributions in binary form must reproduce the above copyright notice, this list of conditions and the following disclaimer in the documentation and/or other materials provided with the distribution.
3. Neither name of copyright holders nor the names of its contributors may be used to endorse or promote products derived from this software without specific prior written permission.

THIS SOFTWARE IS PROVIDED BY THE COPYRIGHT HOLDERS AND CONTRIBUTORS "AS IS" AND ANY EXPRESS OR IMPLIED WARRANTIES, INCLUDING, BUT NOT LIMITED TO, THE IMPLIED WARRANTIES OF MERCHANTABILITY AND FITNESS FOR A PARTICULAR PURPOSE ARE DISCLAIMED. IN NO EVENT SHALL THE REGENTS OR CONTRIBUTORS BE LIABLE FOR ANY DIRECT, INDIRECT, INCIDENTAL, SPECIAL, EXEMPLARY, OR CONSEQUENTIAL DAMAGES (INCLUDING, BUT NOT LIMITED TO, PROCUREMENT OF SUBSTITUTE GOODS OR SERVICES; LOSS OF USE, DATA, OR PROFITS; OR BUSINESS INTERRUPTION) HOWEVER CAUSED AND ON ANY THEORY OF LIABILITY, WHETHER IN CONTRACT, STRICT LIABILITY, OR TORT (INCLUDING NEGLIGENCE OR OTHERWISE) ARISING IN ANY WAY OUT OF THE USE OF THIS SOFTWARE, EVEN IF ADVISED OF THE POSSIBILITY OF SUCH DAMAGE.

# Apache Commons Codec 1.16-rc1

Apache License Version 2.0  
January 2004  
<http://www.apache.org/licenses/>

## TERMS AND CONDITIONS FOR USE, REPRODUCTION, AND DISTRIBUTION

### 1. Definitions.

"License" shall mean the terms and conditions for use, reproduction, and distribution as defined by Sections 1 through 9 of this document.

"Licensor" shall mean the copyright owner or entity authorized by the copyright owner that is granting the License.

"Legal Entity" shall mean the union of the acting entity and all other entities that control, are controlled by, or are under common control with that entity. For the purposes of this definition, "control" means (i) the power, direct or indirect, to cause the direction or management of such entity, whether by contract or otherwise, or (ii) ownership of fifty percent (50%) or more of the outstanding shares, or (iii) beneficial ownership of such entity.

"You" (or "Your") shall mean an individual or Legal Entity exercising permissions granted by this License.

"Source" form shall mean the preferred form for making modifications, including but not limited to software source code, documentation source, and configuration files.

"Object" form shall mean any form resulting from mechanical transformation or translation of a Source form, including but not limited to compiled object code, generated documentation, and conversions to other media types.

"Work" shall mean the work of authorship, whether in Source or Object form, made available under the License, as indicated by a copyright notice that is included in or attached to the work (an example is provided in the Appendix below).

"Derivative Works" shall mean any work, whether in Source or Object form, that is based on (or derived from) the Work and for which the editorial revisions, annotations, elaborations, or other modifications represent, as a whole, an original work of authorship. For the purposes of this License, Derivative Works shall not include works that remain separable from, or merely link (or bind by name) to the interfaces of, the Work and Derivative Works thereof.

"Contribution" shall mean any work of authorship, including the original version of the Work and any modifications or additions to that Work or Derivative Works thereof, that is intentionally submitted to Licensor for inclusion in the Work by the copyright owner or by an individual or Legal Entity authorized to submit on behalf of the copyright owner. For the purposes of this definition, "submitted" means any form of electronic, verbal, or written communication sent to the Licensor or its representatives, including but not limited to communication on electronic mailing lists, source code control systems, and issue tracking systems that are managed by, or on behalf of, the Licensor for the purpose of discussing and improving the Work, but excluding communication that is conspicuously marked or otherwise designated in writing by the copyright owner as "Not a Contribution."

"Contributor" shall mean Licensor and any individual or Legal Entity on behalf of whom a Contribution has been received by Licensor and subsequently incorporated within the Work.

2. Grant of Copyright License. Subject to the terms and conditions of this License, each Contributor hereby grants to You a perpetual, worldwide, non-exclusive, no-charge, royalty-free, irrevocable copyright license to reproduce, prepare Derivative Works of, publicly display, publicly perform, sublicense, and distribute the Work and such Derivative Works in Source or Object form.

3. Grant of Patent License. Subject to the terms and conditions of this License, each Contributor hereby grants to You a perpetual, worldwide, non-exclusive, no-charge, royalty-free, irrevocable (except as stated in this section) patent license to make, have made, use, offer to sell, sell, import, and otherwise transfer the Work, where such license applies only to those patent claims licensable by such Contributor that are necessarily infringed by their Contribution(s) alone or by combination of their Contribution(s) with the Work to which such Contribution(s) was submitted. If You institute patent litigation against any entity (including a cross-claim or counterclaim in a lawsuit) alleging that the Work or a Contribution incorporated within the Work constitutes direct or contributory patent infringement, then any patent licenses granted to You under this License for that Work shall terminate as of the date such litigation is filed.

4. Redistribution. You may reproduce and distribute copies of the Work or Derivative Works thereof in any medium, with or without modifications, and in Source or Object form, provided that You meet the following conditions:

(a) You must give any other recipients of the Work or Derivative Works a copy of this License; and

(b) You must cause any modified files to carry prominent notices stating that You changed the files; and

(c) You must retain, in the Source form of any Derivative Works that You distribute, all copyright, patent, trademark, and attribution notices from the Source form of the Work, excluding those notices that do not pertain to any part of the Derivative Works; and

(d) If the Work includes a "NOTICE" text file as part of its distribution, then any Derivative Works that You distribute must include a readable copy of the attribution notices contained within such NOTICE file, excluding those notices that do not pertain to any part of the Derivative Works, in at least one of the following places: within a NOTICE text file distributed as part of the Derivative Works; within the Source form or documentation, if provided along with the Derivative Works; or, within a display generated by the Derivative Works, if and wherever such third-party notices normally appear. The contents of the NOTICE file are for informational purposes only and do not modify the License. You may add Your own attribution notices within Derivative Works that You distribute, alongside or as an addendum to the NOTICE text from the Work, provided that such additional attribution notices cannot be construed as modifying the License.

You may add Your own copyright statement to Your modifications and may provide additional or different license terms and conditions for use, reproduction, or distribution of Your modifications, or for any such Derivative Works as a whole, provided Your use, reproduction, and distribution of the Work otherwise complies with the conditions stated in this License.

5. Submission of Contributions. Unless You explicitly state otherwise, any Contribution intentionally submitted for inclusion in the Work by You to the Licensor shall be under the terms and conditions of this License, without any additional terms or conditions. Notwithstanding the above, nothing herein shall supersede or modify the terms of any separate license agreement you may have executed with Licensor regarding such Contributions.

6. Trademarks. This License does not grant permission to use the trade names, trademarks, service marks, or product names of the Licensor, except as required for reasonable and customary use in describing the origin of the Work and reproducing the content of the NOTICE file.

7. Disclaimer of Warranty. Unless required by applicable law or agreed to in writing, Licensor provides the Work (and each Contributor provides its Contributions) on an "AS IS" BASIS, WITHOUT WARRANTIES OR CONDITIONS OF ANY KIND, either express or implied, including, without limitation, any warranties or conditions of TITLE, NON-INFRINGEMENT, MERCHANTABILITY, or FITNESS FOR A PARTICULAR PURPOSE. You are solely responsible for determining the appropriateness of using or redistributing the Work and assume any risks associated with Your exercise of permissions under this License.

8. Limitation of Liability. In no event and under no legal theory, whether in tort (including negligence), contract, or otherwise, unless required by applicable law (such as deliberate and grossly negligent acts) or agreed to in writing, shall any Contributor be liable to You for damages, including any direct, indirect, special, incidental, or consequential damages of any character arising as a result of this License or out of the use or inability to use the Work (including but not limited to damages for loss of goodwill, work stoppage, computer failure or malfunction, or any and all other commercial damages or losses), even if such Contributor has been advised of the possibility of such damages.

9. Accepting Warranty or Additional Liability. While redistributing the Work or Derivative Works thereof, You may choose to offer, and charge a fee for, acceptance of support, warranty, indemnity, or other liability obligations and/or rights consistent with this License. However, in accepting such obligations, You may act only on Your own behalf and on Your sole responsibility, not on behalf of any other Contributor, and only if You agree to indemnify, defend, and hold each Contributor harmless for any liability incurred by, or claims asserted against, such Contributor by reason of your accepting any such warranty or additional liability.

#### END OF TERMS AND CONDITIONS APPENDIX

APPENDIX: How to apply the Apache License to your work.

To apply the Apache License to your work, attach the following boilerplate notice, with the fields enclosed by brackets "[]" replaced with your own identifying information. (Don't include the brackets!) The text should be enclosed in the appropriate comment syntax for the file format. We also recommend that a file or class name and description of purpose be included on the same "printed page" as the copyright notice for easier identification within third-party archives.

Copyright [yyyy] [name of copyright owner]

Licensed under the Apache License, Version 2.0 (the "License"); you may not use this file except in compliance with the License. You may obtain a copy of the License at

<http://www.apache.org/licenses/LICENSE-2.0>

COPYRIGHT NOTICE =====

Apache Commons Codec Copyright 2002-2019 The Apache Software Foundation

This product includes software developed at The Apache Software Foundation (<http://www.apache.org/>).

src/test/org/apache/commons/codec/language/DoubleMetaphoneTest.java contains test data from <http://aspell.net/test/orig/batch0.tab>. Copyright (C) 2002 Kevin Atkinson (kevina@gnu.org)

=====  
=====

The content of package org.apache.commons.codec.language.bm has been translated from the original php source code available at <http://stevemorse.org/phoneticinfo.htm> with permission from the original authors. Original source copyright: Copyright (c) 2008 Alexander Beider & Stephen P. Morse.

## Apache Commons Logging 1.2

Copyright 2003-2016

The Apache Software Foundation

This product includes software developed by The Apache Software Foundation (<http://www.apache.org/>).

Apache License Version 2.0  
January 2004  
<http://www.apache.org/licenses/>

### TERMS AND CONDITIONS FOR USE, REPRODUCTION, AND DISTRIBUTION

#### 1. Definitions.

"License" shall mean the terms and conditions for use, reproduction, and distribution as defined by Sections 1 through 9 of this document.

"Licensor" shall mean the copyright owner or entity authorized by the copyright owner that is granting the License.

"Legal Entity" shall mean the union of the acting entity and all other entities that control, are controlled by, or are under common control with that entity. For the purposes of this definition, "control" means (i) the power, direct or indirect, to cause the direction or management of such entity, whether by contract or otherwise, or (ii) ownership of fifty percent (50%) or more of the outstanding shares, or (iii) beneficial ownership of such entity.

"You" (or "Your") shall mean an individual or Legal Entity exercising permissions granted by this License.

"Source" form shall mean the preferred form for making modifications, including but not limited to software source code, documentation source, and configuration files.

"Object" form shall mean any form resulting from mechanical transformation or translation of a Source form, including but not limited to compiled object code, generated documentation, and conversions to other media types.

"Work" shall mean the work of authorship, whether in Source or Object form, made available under the License, as indicated by a copyright notice that is included in or attached to the work (an example is provided in the Appendix below).

"Derivative Works" shall mean any work, whether in Source or Object form, that is based on (or derived from) the Work and for which the editorial revisions, annotations, elaborations, or other modifications represent, as a whole, an original work of authorship. For the purposes of this License, Derivative Works shall not include works that remain separable from, or merely link (or bind by name) to the interfaces of, the Work and Derivative Works thereof.

"Contribution" shall mean any work of authorship, including the original version of the Work and any modifications or additions to that Work or Derivative Works thereof, that is intentionally submitted to Licensor for inclusion in the Work by the copyright owner or by an individual or Legal Entity authorized to submit on behalf of the copyright owner. For the purposes of this definition, "submitted" means any form of electronic, verbal, or written communication sent to the Licensor or its representatives, including but not limited to communication on electronic mailing lists, source code control systems, and issue tracking systems that are managed by, or on behalf of, the Licensor for the purpose of discussing and improving the Work, but excluding communication that is conspicuously marked or otherwise designated in writing by the copyright owner as "Not a Contribution."

"Contributor" shall mean Licensor and any individual or Legal Entity on behalf of whom a Contribution has been received by Licensor and subsequently incorporated within the Work.

2. Grant of Copyright License. Subject to the terms and conditions of this License, each Contributor hereby grants to You a perpetual, worldwide, non-exclusive, no-charge, royalty-free, irrevocable copyright license to reproduce, prepare Derivative Works of, publicly display, publicly perform, sublicense, and distribute the Work and such Derivative Works in Source or Object form.

3. Grant of Patent License. Subject to the terms and conditions of this License, each Contributor hereby grants to You a perpetual, worldwide, non-exclusive, no-charge, royalty-free, irrevocable (except as stated in this section) patent license to make, have made, use, offer to sell, sell, import, and otherwise transfer the Work, where such license applies only to those patent claims licensable by such Contributor that are necessarily infringed by their Contribution(s) alone or by combination of their Contribution(s) with the Work to which such Contribution(s) was submitted. If You institute patent litigation against any entity (including a cross-claim or counterclaim in a lawsuit) alleging that the Work or a Contribution incorporated within the Work constitutes direct or contributory patent infringement, then any patent licenses granted to You under this License for that Work shall terminate as of the date such litigation is filed.

4. Redistribution. You may reproduce and distribute copies of the Work or Derivative Works thereof in any medium, with or without modifications, and in Source or Object form, provided that You meet the following conditions:

(a) You must give any other recipients of the Work or Derivative Works a copy of this License; and

(b) You must cause any modified files to carry prominent notices stating that You changed the files; and

(c) You must retain, in the Source form of any Derivative Works that You distribute, all copyright, patent, trademark, and attribution notices from the Source form of the Work, excluding those notices that do not pertain to any part of the Derivative Works; and

(d) If the Work includes a "NOTICE" text file as part of its distribution, then any Derivative Works that You distribute must include a readable copy of the attribution notices contained within such NOTICE file, excluding those notices that do not pertain to any part of the Derivative Works, in at least one of the following places: within a NOTICE text file distributed as part of the Derivative Works; within the Source form or documentation, if provided along with the Derivative Works; or, within a display generated by the Derivative Works, if and wherever such third-party notices normally appear. The contents of the NOTICE file are for informational purposes only and do not modify the License. You may add Your own attribution notices within Derivative

Works that You distribute, alongside or as an addendum to the NOTICE text from the Work, provided that such additional attribution notices cannot be construed as modifying the License.

You may add Your own copyright statement to Your modifications and may provide additional or different license terms and conditions for use, reproduction, or distribution of Your modifications, or for any such Derivative Works as a whole, provided Your use, reproduction, and distribution of the Work otherwise complies with the conditions stated in this License.

5. Submission of Contributions. Unless You explicitly state otherwise, any Contribution intentionally submitted for inclusion in the Work by You to the Licensor shall be under the terms and conditions of this License, without any additional terms or conditions. Notwithstanding the above, nothing herein shall supersede or modify the terms of any separate license agreement you may have executed with Licensor regarding such Contributions.

6. Trademarks. This License does not grant permission to use the trade names, trademarks, service marks, or product names of the Licensor, except as required for reasonable and customary use in describing the origin of the Work and reproducing the content of the NOTICE file.

7. Disclaimer of Warranty. Unless required by applicable law or agreed to in writing, Licensor provides the Work (and each Contributor provides its Contributions) on an "AS IS" BASIS, WITHOUT WARRANTIES OR CONDITIONS OF ANY KIND, either express or implied, including, without limitation, any warranties or conditions of TITLE, NON-INFRINGEMENT, MERCHANTABILITY, or FITNESS FOR A PARTICULAR PURPOSE. You are solely responsible for determining the appropriateness of using or redistributing the Work and assume any risks associated with Your exercise of permissions under this License.

8. Limitation of Liability. In no event and under no legal theory, whether in tort (including negligence), contract, or otherwise, unless required by applicable law (such as deliberate and grossly negligent acts) or agreed to in writing, shall any Contributor be liable to You for damages, including any direct, indirect, special, incidental, or consequential damages of any character arising as a result of this License or out of the use or inability to use the Work (including but not limited to damages for loss of goodwill, work stoppage, computer failure or malfunction, or any and all other commercial damages or losses), even if such Contributor has been advised of the possibility of such damages.

9. Accepting Warranty or Additional Liability. While redistributing the Work or Derivative Works thereof, You may choose to offer, and charge a fee for, acceptance of support, warranty, indemnity, or other liability obligations and/or rights consistent with this License. However, in accepting such obligations, You may act only on Your own behalf and on Your sole responsibility, not on behalf of any other Contributor, and only if You agree to indemnify, defend, and hold each Contributor harmless for any liability incurred by, or claims asserted against, such Contributor by reason of your accepting any such warranty or additional liability.

#### END OF TERMS AND CONDITIONS APPENDIX

APPENDIX: How to apply the Apache License to your work.

To apply the Apache License to your work, attach the following boilerplate notice, with the fields enclosed by brackets "[]" replaced with your own identifying information. (Don't include the brackets!) The text should be enclosed in the appropriate comment syntax for the file format. We also recommend that a file or class name and description of purpose be included on the same "printed page" as the copyright notice for easier identification within third-party archives.

Copyright [yyyy] [name of copyright owner]

Licensed under the Apache License, Version 2.0 (the "License"); you may not use this file except in compliance with the License. You may obtain a copy of the License at

<http://www.apache.org/licenses/LICENSE-2.0>

Unless required by applicable law or agreed to in writing, software distributed under the License is distributed on an "AS IS" BASIS, WITHOUT WARRANTIES OR CONDITIONS OF ANY KIND, either express or implied. See the License for the specific language governing permissions and limitations under the License.

Oracle must give recipients a copy of this license (doc)

## Apache httpmime 4.5.13

Apache HttpClient Mime

Copyright 1999-2019 The Apache Software Foundation

This product includes software developed at The Apache Software Foundation (<http://www.apache.org/>).

From the license file

Apache License Version 2.0  
January 2004  
<http://www.apache.org/licenses/>

### TERMS AND CONDITIONS FOR USE, REPRODUCTION, AND DISTRIBUTION

#### 1. Definitions.

"License" shall mean the terms and conditions for use, reproduction, and distribution as defined by Sections 1 through 9 of this document.

"Licensor" shall mean the copyright owner or entity authorized by the copyright owner that is granting the License.

"Legal Entity" shall mean the union of the acting entity and all other entities that control, are controlled by, or are under common control with that entity. For the purposes of this definition, "control" means (i) the power, direct or indirect, to cause the direction or management of such entity, whether by contract or otherwise, or (ii) ownership of fifty percent (50%) or more of the outstanding shares, or (iii) beneficial ownership of such entity.

"You" (or "Your") shall mean an individual or Legal Entity exercising permissions granted by this License.

"Source" form shall mean the preferred form for making modifications, including but not limited to software source code, documentation source, and configuration files.

"Object" form shall mean any form resulting from mechanical transformation or translation of a Source form, including but not limited to compiled object code, generated documentation, and conversions to other media types.

"Work" shall mean the work of authorship, whether in Source or Object form, made available under the License, as indicated by a copyright notice that is included in or attached to the work (an example is provided in the Appendix below).

"Derivative Works" shall mean any work, whether in Source or Object form, that is based on (or derived from) the Work and for which the editorial revisions, annotations,



elaborations, or other modifications represent, as a whole, an original work of authorship. For the purposes of this License, Derivative Works shall not include works that remain separable from, or merely link (or bind by name) to the interfaces of, the Work and Derivative Works thereof.

"Contribution" shall mean any work of authorship, including the original version of the Work and any modifications or additions to that Work or Derivative Works thereof, that is intentionally submitted to Licensor for inclusion in the Work by the copyright owner or by an individual or Legal Entity authorized to submit on behalf of the copyright owner. For the purposes of this definition, "submitted" means any form of electronic, verbal, or written communication sent to the Licensor or its representatives, including but not limited to communication on electronic mailing lists, source code control systems, and issue tracking systems that are managed by, or on behalf of, the Licensor for the purpose of discussing and improving the Work, but excluding communication that is conspicuously marked or otherwise designated in writing by the copyright owner as "Not a Contribution."

"Contributor" shall mean Licensor and any individual or Legal Entity on behalf of whom a Contribution has been received by Licensor and subsequently incorporated within the Work.

2. Grant of Copyright License. Subject to the terms and conditions of this License, each Contributor hereby grants to You a perpetual, worldwide, non-exclusive, no-charge, royalty-free, irrevocable copyright license to reproduce, prepare Derivative Works of, publicly display, publicly perform, sublicense, and distribute the Work and such Derivative Works in Source or Object form.

3. Grant of Patent License. Subject to the terms and conditions of this License, each Contributor hereby grants to You a perpetual, worldwide, non-exclusive, no-charge, royalty-free, irrevocable (except as stated in this section) patent license to make, have made, use, offer to sell, sell, import, and otherwise transfer the Work, where such license applies only to those patent claims licensable by such Contributor that are necessarily infringed by their Contribution(s) alone or by combination of their Contribution(s) with the Work to which such Contribution(s) was submitted. If You institute patent litigation against any entity (including a cross-claim or counterclaim in a lawsuit) alleging that the Work or a Contribution incorporated within the Work constitutes direct or contributory patent infringement, then any patent licenses granted to You under this License for that Work shall terminate as of the date such litigation is filed.

4. Redistribution. You may reproduce and distribute copies of the Work or Derivative Works thereof in any medium, with or without modifications, and in Source or Object form, provided that You meet the following conditions:

(a) You must give any other recipients of the Work or Derivative Works a copy of this License; and

(b) You must cause any modified files to carry prominent notices stating that You changed the files; and

(c) You must retain, in the Source form of any Derivative Works that You distribute, all copyright, patent, trademark, and attribution notices from the Source form of the Work, excluding those notices that do not pertain to any part of the Derivative Works; and

(d) If the Work includes a "NOTICE" text file as part of its distribution, then any Derivative Works that You distribute must include a readable copy of the attribution notices contained within such NOTICE file, excluding those notices that do not pertain to any part of the Derivative Works, in at least one of the following places: within a NOTICE text file distributed as part of the Derivative Works; within the Source form or documentation, if provided along with the Derivative Works; or, within a display generated by the Derivative Works, if and wherever such third-party notices normally appear. The contents of the NOTICE file are for

informational purposes only and do not modify the License. You may add Your own attribution notices within Derivative Works that You distribute, alongside or as an addendum to the NOTICE text from the Work, provided that such additional attribution notices cannot be construed as modifying the License.

You may add Your own copyright statement to Your modifications and may provide additional or different license terms and conditions for use, reproduction, or distribution of Your modifications, or for any such Derivative Works as a whole, provided Your use, reproduction, and distribution of the Work otherwise complies with the conditions stated in this License.

5. Submission of Contributions. Unless You explicitly state otherwise, any Contribution intentionally submitted for inclusion in the Work by You to the Licensor shall be under the terms and conditions of this License, without any additional terms or conditions. Notwithstanding the above, nothing herein shall supersede or modify the terms of any separate license agreement you may have executed with Licensor regarding such Contributions.

6. Trademarks. This License does not grant permission to use the trade names, trademarks, service marks, or product names of the Licensor, except as required for reasonable and customary use in describing the origin of the Work and reproducing the content of the NOTICE file.

7. Disclaimer of Warranty. Unless required by applicable law or agreed to in writing, Licensor provides the Work (and each Contributor provides its Contributions) on an "AS IS" BASIS, WITHOUT WARRANTIES OR CONDITIONS OF ANY KIND, either express or implied, including, without limitation, any warranties or conditions of TITLE, NON-INFRINGEMENT, MERCHANTABILITY, or FITNESS FOR A PARTICULAR PURPOSE. You are solely responsible for determining the appropriateness of using or redistributing the Work and assume any risks associated with Your exercise of permissions under this License.

8. Limitation of Liability. In no event and under no legal theory, whether in tort (including negligence), contract, or otherwise, unless required by applicable law (such as deliberate and grossly negligent acts) or agreed to in writing, shall any Contributor be liable to You for damages, including any direct, indirect, special, incidental, or consequential damages of any character arising as a result of this License or out of the use or inability to use the Work (including but not limited to damages for loss of goodwill, work stoppage, computer failure or malfunction, or any and all other commercial damages or losses), even if such Contributor has been advised of the possibility of such damages.

9. Accepting Warranty or Additional Liability. While redistributing the Work or Derivative Works thereof, You may choose to offer, and charge a fee for, acceptance of support, warranty, indemnity, or other liability obligations and/or rights consistent with this License. However, in accepting such obligations, You may act only on Your own behalf and on Your sole responsibility, not on behalf of any other Contributor, and only if You agree to indemnify, defend, and hold each Contributor harmless for any liability incurred by, or claims asserted against, such Contributor by reason of your accepting any such warranty or additional liability.

END OF TERMS AND CONDITIONS

-----4th-party dependencies----- Apache  
HttpComponents Client Copyright 1999-2018 The Apache Software Foundation

This product includes software developed at The Apache Software Foundation (<http://www.apache.org/>)

# Google Guava 31.1

Copyright (C) 2020 The Guava Authors

Licensed under the Apache License, Version 2.0 (the "License"); you may not use this file except \* in compliance with the License. You may obtain a copy of the License at

<http://www.apache.org/licenses/LICENSE-2.0>

Unless required by applicable law or agreed to in writing, software distributed under the License is distributed on an "AS IS" BASIS, WITHOUT WARRANTIES OR CONDITIONS OF ANY KIND, either express or implied. See the License for the specific language governing permissions and limitations under the License.

Apache License Version 2.0

January 2004

<http://www.apache.org/licenses/>

## TERMS AND CONDITIONS FOR USE, REPRODUCTION, AND DISTRIBUTION

### 1. Definitions.

"License" shall mean the terms and conditions for use, reproduction, and distribution as defined by Sections 1 through 9 of this document.

"Licensor" shall mean the copyright owner or entity authorized by the copyright owner that is granting the License.

"Legal Entity" shall mean the union of the acting entity and all other entities that control, are controlled by, or are under common control with that entity. For the purposes of this definition, "control" means (i) the power, direct or indirect, to cause the direction or management of such entity, whether by contract or otherwise, or (ii) ownership of fifty percent (50%) or more of the outstanding shares, or (iii) beneficial ownership of such entity.

"You" (or "Your") shall mean an individual or Legal Entity exercising permissions granted by this License.

"Source" form shall mean the preferred form for making modifications, including but not limited to software source code, documentation source, and configuration files.

"Object" form shall mean any form resulting from mechanical transformation or translation of a Source form, including but not limited to compiled object code, generated documentation, and conversions to other media types.

"Work" shall mean the work of authorship, whether in Source or Object form, made available under the License, as indicated by a copyright notice that is included in or attached to the work (an example is provided in the Appendix below).

"Derivative Works" shall mean any work, whether in Source or Object form, that is based on (or derived from) the Work and for which the editorial revisions, annotations, elaborations, or other modifications represent, as a whole, an original work of authorship. For the purposes of this License, Derivative Works shall not include works that remain separable from, or merely link (or bind by name) to the interfaces of, the Work and Derivative Works thereof.

"Contribution" shall mean any work of authorship, including the original version of the Work and any modifications or additions to that Work or Derivative Works thereof, that is intentionally submitted to Licensor for inclusion in the Work by the copyright owner or by an individual or Legal Entity authorized to submit on behalf of the copyright owner. For the purposes of this definition, "submitted" means any form of electronic, verbal, or written

communication sent to the Licensor or its representatives, including but not limited to communication on electronic mailing lists, source code control systems, and issue tracking systems that are managed by, or on behalf of, the Licensor for the purpose of discussing and improving the Work, but excluding communication that is conspicuously marked or otherwise designated in writing by the copyright owner as "Not a Contribution."

"Contributor" shall mean Licensor and any individual or Legal Entity on behalf of whom a Contribution has been received by Licensor and subsequently incorporated within the Work.

2. Grant of Copyright License. Subject to the terms and conditions of this License, each Contributor hereby grants to You a perpetual, worldwide, non-exclusive, no-charge, royalty-free, irrevocable copyright license to reproduce, prepare Derivative Works of, publicly display, publicly perform, sublicense, and distribute the Work and such Derivative Works in Source or Object form.

3. Grant of Patent License. Subject to the terms and conditions of this License, each Contributor hereby grants to You a perpetual, worldwide, non-exclusive, no-charge, royalty-free, irrevocable (except as stated in this section) patent license to make, have made, use, offer to sell, sell, import, and otherwise transfer the Work, where such license applies only to those patent claims licensable by such Contributor that are necessarily infringed by their Contribution(s) alone or by combination of their Contribution(s) with the Work to which such Contribution(s) was submitted. If You institute patent litigation against any entity (including a cross-claim or counterclaim in a lawsuit) alleging that the Work or a Contribution incorporated within the Work constitutes direct or contributory patent infringement, then any patent licenses granted to You under this License for that Work shall terminate as of the date such litigation is filed.

4. Redistribution. You may reproduce and distribute copies of the Work or Derivative Works thereof in any medium, with or without modifications, and in Source or Object form, provided that You meet the following conditions:

(a) You must give any other recipients of the Work or Derivative Works a copy of this License; and

(b) You must cause any modified files to carry prominent notices stating that You changed the files; and

(c) You must retain, in the Source form of any Derivative Works that You distribute, all copyright, patent, trademark, and attribution notices from the Source form of the Work, excluding those notices that do not pertain to any part of the Derivative Works; and

(d) If the Work includes a "NOTICE" text file as part of its distribution, then any Derivative Works that You distribute must include a readable copy of the attribution notices contained within such NOTICE file, excluding those notices that do not pertain to any part of the Derivative Works, in at least one of the following places: within a NOTICE text file distributed as part of the Derivative Works; within the Source form or documentation, if provided along with the Derivative Works; or, within a display generated by the Derivative Works, if and wherever such third-party notices normally appear. The contents of the NOTICE file are for informational purposes only and do not modify the License. You may add Your own attribution notices within Derivative Works that You distribute, alongside or as an addendum to the NOTICE text from the Work, provided that such additional attribution notices cannot be construed as modifying the License.

You may add Your own copyright statement to Your modifications and may provide additional or different license terms and conditions for use, reproduction, or distribution of Your modifications, or for any such Derivative Works as a whole, provided Your use, reproduction, and distribution of the Work otherwise complies with the conditions stated in this License.

5. Submission of Contributions. Unless You explicitly state otherwise, any Contribution intentionally submitted for inclusion in the Work by You to the Licensor shall be under the terms and conditions of this License, without any additional terms or conditions. Notwithstanding the above, nothing herein shall supersede or modify the terms of any separate license agreement you may have executed with Licensor regarding such Contributions.

6. Trademarks. This License does not grant permission to use the trade names, trademarks, service marks, or product names of the Licensor, except as required for reasonable and customary use in describing the origin of the Work and reproducing the content of the NOTICE file.

7. Disclaimer of Warranty. Unless required by applicable law or agreed to in writing, Licensor provides the Work (and each Contributor provides its Contributions) on an "AS IS" BASIS, WITHOUT WARRANTIES OR CONDITIONS OF ANY KIND, either express or implied, including, without limitation, any warranties or conditions of TITLE, NON-INFRINGEMENT, MERCHANTABILITY, or FITNESS FOR A PARTICULAR PURPOSE. You are solely responsible for determining the appropriateness of using or redistributing the Work and assume any risks associated with Your exercise of permissions under this License.

8. Limitation of Liability. In no event and under no legal theory, whether in tort (including negligence), contract, or otherwise, unless required by applicable law (such as deliberate and grossly negligent acts) or agreed to in writing, shall any Contributor be liable to You for damages, including any direct, indirect, special, incidental, or consequential damages of any character arising as a result of this License or out of the use or inability to use the Work (including but not limited to damages for loss of goodwill, work stoppage, computer failure or malfunction, or any and all other commercial damages or losses), even if such Contributor has been advised of the possibility of such damages.

9. Accepting Warranty or Additional Liability. While redistributing the Work or Derivative Works thereof, You may choose to offer, and charge a fee for, acceptance of support, warranty, indemnity, or other liability obligations and/or rights consistent with this License. However, in accepting such obligations, You may act only on Your own behalf and on Your sole responsibility, not on behalf of any other Contributor, and only if You agree to indemnify, defend, and hold each Contributor harmless for any liability incurred by, or claims asserted against, such Contributor by reason of your accepting any such warranty or additional liability.

END OF TERMS AND CONDITIONS APPENDIX

APPENDIX: How to apply the Apache License to your work.

To apply the Apache License to your work, attach the following boilerplate notice, with the fields enclosed by brackets "[]" replaced with your own identifying information. (Don't include the brackets!) The text should be enclosed in the appropriate comment syntax for the file format. We also recommend that a file or class name and description of purpose be included on the same "printed page" as the copyright notice for easier identification within third-party archives.

Copyright [yyyy] [name of copyright owner]

Licensed under the Apache License, Version 2.0 (the "License"); you may not use this file except in compliance with the License. You may obtain a copy of the License at

<http://www.apache.org/licenses/LICENSE-2.0>

Unless required by applicable law or agreed to in writing, software distributed under the License is distributed on an "AS IS" BASIS, WITHOUT WARRANTIES OR CONDITIONS OF ANY KIND, either express or implied. See the License for the specific language governing permissions and limitations under the License.

+++++ 4th party dependencies +++++  
+++++

com.google.code.findbugs:jsr305:3.0.2

Copyright (c) 2007-2009, JSR305 expert group

All rights reserved.

Redistribution and use in source and binary forms, with or without modification, are permitted provided that the following conditions are met:

1. Redistributions of source code must retain the above copyright notice, this list of conditions and the following disclaimer.
2. Redistributions in binary form must reproduce the above copyright notice, this list of conditions and the following disclaimer in the documentation and/or other materials provided with the distribution.

THIS SOFTWARE IS PROVIDED BY THE COPYRIGHT HOLDERS AND CONTRIBUTORS "AS IS" AND ANY EXPRESS OR IMPLIED WARRANTIES, INCLUDING, BUT NOT LIMITED TO, THE IMPLIED WARRANTIES OF MERCHANTABILITY AND FITNESS FOR A PARTICULAR PURPOSE ARE DISCLAIMED. IN NO EVENT SHALL THE COPYRIGHT HOLDER OR CONTRIBUTORS BE LIABLE FOR ANY DIRECT, INDIRECT, INCIDENTAL, SPECIAL, EXEMPLARY, OR CONSEQUENTIAL DAMAGES (INCLUDING, BUT NOT LIMITED TO, PROCUREMENT OF SUBSTITUTE GOODS OR SERVICES; LOSS OF USE, DATA, OR PROFITS; OR BUSINESS INTERRUPTION) HOWEVER CAUSED AND ON ANY THEORY OF LIABILITY, WHETHER IN CONTRACT, STRICT LIABILITY, OR TORT (INCLUDING NEGLIGENCE OR OTHERWISE) ARISING IN ANY WAY OUT OF THE USE OF THIS SOFTWARE, EVEN IF ADVISED OF THE POSSIBILITY OF SUCH DAMAGE.

+++++

checker-qual, v2.11.1, MIT

Checker Framework qualifiers

Copyright 2004-present by the Checker Framework developers

MIT License:

Permission is hereby granted, free of charge, to any person obtaining a copy of this software and associated documentation files (the "Software"), to deal in the Software without restriction, including without limitation the rights to use, copy, modify, merge, publish, distribute, sublicense, and/or sell copies of the Software, and to permit persons to whom the Software is furnished to do so, subject to the following conditions:

The above copyright notice and this permission notice shall be included in all copies or substantial portions of the Software.

THE SOFTWARE IS PROVIDED "AS IS", WITHOUT WARRANTY OF ANY KIND, EXPRESS OR IMPLIED, INCLUDING BUT NOT LIMITED TO THE WARRANTIES OF

MERCHANTABILITY, FITNESS FOR A PARTICULAR PURPOSE AND NONINFRINGEMENT. IN NO EVENT SHALL THE AUTHORS OR COPYRIGHT HOLDERS BE LIABLE FOR ANY CLAIM, DAMAGES OR OTHER LIABILITY, WHETHER IN AN ACTION OF CONTRACT, TORT OR OTHERWISE, ARISING FROM, OUT OF OR IN CONNECTION WITH THE SOFTWARE OR THE USE OR OTHER DEALINGS IN THE SOFTWARE. © 2020 GitHub, Inc.

+++++

error\_prone\_annotations, v2.3.4, Apache 2.0

\* \* Copyright 2014 The Error Prone Authors.

\* \* Licensed under the Apache License, Version 2.0 (the "License"); you may not use this file except in compliance with the License. You may obtain a copy of the License at <http://www.apache.org/licenses/LICENSE-2.0>

Unless required by applicable law or agreed to in writing, software distributed under the License is distributed on an "AS IS" BASIS, WITHOUT WARRANTIES OR CONDITIONS OF ANY KIND, either express or implied. See the License for the specific language governing permissions and limitations under the License.

+++++

j2objc-annotations, v1.3, Apache 2.0

/\* \* Copyright 2011 Google Inc. All Rights Reserved.

Licensed under the Apache License, Version 2.0 (the "License"); you may not use this file except in compliance with the License. You may obtain a copy of the License at <http://www.apache.org/licenses/LICENSE-2.0>

Unless required by applicable law or agreed to in writing, software distributed under the License is distributed on an "AS IS" BASIS, WITHOUT WARRANTIES OR CONDITIONS OF ANY KIND, either express or implied. See the License for the specific language governing permissions and limitations under the License.

+++++

net.jpip.annotations

Copyright (c) 2005, Brian Goetz and Tim Peierls

Redistribution and use in source and binary forms, with or without modification, are permitted provided that the following conditions are met:

1. Redistributions of source code must retain the above copyright notice, this list of conditions and the following disclaimer.
2. Redistributions in binary form must reproduce the above copyright notice, this list of conditions and the following disclaimer in the documentation and/or other materials provided with the distribution.
3. Neither the name of the copyright holder nor the names of its contributors may be used to endorse or promote products derived from this software without specific prior written permission.

THIS SOFTWARE IS PROVIDED BY THE COPYRIGHT HOLDERS AND CONTRIBUTORS "AS IS" AND ANY EXPRESS OR IMPLIED WARRANTIES, INCLUDING, BUT NOT LIMITED TO, THE IMPLIED WARRANTIES OF MERCHANTABILITY AND FITNESS FOR A PARTICULAR PURPOSE ARE DISCLAIMED. IN NO EVENT SHALL THE COPYRIGHT

HOLDER OR CONTRIBUTORS BE LIABLE FOR ANY DIRECT, INDIRECT, INCIDENTAL, SPECIAL, EXEMPLARY, OR CONSEQUENTIAL DAMAGES (INCLUDING, BUT NOT LIMITED TO, PROCUREMENT OF SUBSTITUTE GOODS OR SERVICES; LOSS OF USE, DATA, OR PROFITS; OR BUSINESS INTERRUPTION) HOWEVER CAUSED AND ON ANY THEORY OF LIABILITY, WHETHER IN CONTRACT, STRICT LIABILITY, OR TORT (INCLUDING NEGLIGENCE OR OTHERWISE) ARISING IN ANY WAY OUT OF THE USE OF THIS SOFTWARE, EVEN IF ADVISED OF THE POSSIBILITY OF SUCH DAMAGE.

+++++

listenablefuture, v9999.0-empty-to-avoid-conflict-with-guava, Apache 2.0

Copyright 2011 Google Inc. All Rights Reserved.

Licensed under the Apache License, Version 2.0 (the "License"); you may not use this file except in compliance with the License. You may obtain a copy of the License at <http://www.apache.org/licenses/LICENSE-2.0>

Unless required by applicable law or agreed to in writing, software distributed under the License is distributed on an "AS IS" BASIS, \* WITHOUT WARRANTIES OR CONDITIONS OF ANY KIND, either express or implied. See the License for the specific language governing permissions and limitations under the License.

+++++

failureaccess, v1.0.1, Apache 2.0

Copyright 2011 Google Inc. All Rights Reserved.

Licensed under the Apache License, Version 2.0 (the "License"); you may not use this file except in compliance with the License. You may obtain a copy of the License at <http://www.apache.org/licenses/LICENSE-2.0>

Unless required by applicable law or agreed to in writing, software distributed under the License is distributed on an "AS IS" BASIS, WITHOUT WARRANTIES OR CONDITIONS OF ANY KIND, either express or implied. See the License for the specific language governing permissions and limitations under the License.

## Apache Mina SSHD 2.9.2

=====

Apache MINA SSHD

Copyright 2008-2019 The Apache Software Foundation

This product includes software developed at

The Apache Software Foundation (<http://www.apache.org/>).

Please refer to each LICENSE.

.txt file for the license terms of the components that Apache MINA depends on.

Message logging is provided by the SLF4J library package, which is open source software, written by Ceki GÃ¼lcÃ¼, and copyright by SLF4J.ORG and QOS.ch. The original software is available from

<http://www.slf4j.org/>



\*\*\*\*\*

LICENSE.TXT

=====

Apache License Version 2.0  
January 2004  
<http://www.apache.org/licenses/>

## TERMS AND CONDITIONS FOR USE, REPRODUCTION, AND DISTRIBUTION

### 1. Definitions.

"License" shall mean the terms and conditions for use, reproduction, and distribution as defined by Sections 1 through 9 of this document.

"Licensor" shall mean the copyright owner or entity authorized by the copyright owner that is granting the License.

"Legal Entity" shall mean the union of the acting entity and all other entities that control, are controlled by, or are under common control with that entity. For the purposes of this definition, "control" means (i) the power, direct or indirect, to cause the direction or management of such entity, whether by contract or otherwise, or (ii) ownership of fifty percent (50%) or more of the outstanding shares, or (iii) beneficial ownership of such entity.

"You" (or "Your") shall mean an individual or Legal Entity exercising permissions granted by this License.

"Source" form shall mean the preferred form for making modifications, including but not limited to software source code, documentation source, and configuration files.

"Object" form shall mean any form resulting from mechanical transformation or translation of a Source form, including but not limited to compiled object code, generated documentation, and conversions to other media types.

"Work" shall mean the work of authorship, whether in Source or Object form, made available under the License, as indicated by a copyright notice that is included in or attached to the work (an example is provided in the Appendix below).

"Derivative Works" shall mean any work, whether in Source or Object form, that is based on (or derived from) the Work and for which the editorial revisions, annotations, elaborations, or other modifications represent, as a whole, an original work of authorship. For the purposes of this License, Derivative Works shall not include works that remain separable from, or merely link (or bind by name) to the interfaces of, the Work and Derivative Works thereof.

"Contribution" shall mean any work of authorship, including the original version of the Work and any modifications or additions to that Work or Derivative Works thereof, that is intentionally submitted to Licensor for inclusion in the Work by the copyright owner or by an individual or Legal Entity authorized to submit on behalf of the copyright owner. For the purposes of this definition, "submitted" means any form of electronic, verbal, or written communication sent to the Licensor or its representatives, including but not limited to communication on electronic mailing lists, source code control systems, and issue tracking systems that are managed by, or on behalf of, the Licensor for the purpose of discussing and improving the Work, but excluding communication that is conspicuously marked or otherwise designated in writing by the copyright owner as "Not a Contribution."

"Contributor" shall mean Licensor and any individual or Legal Entity on behalf of whom a Contribution has been received by Licensor and subsequently incorporated within the Work.

2. Grant of Copyright License. Subject to the terms and conditions of this License, each Contributor hereby grants to You a perpetual, worldwide, non-exclusive, no-charge, royalty-free, irrevocable copyright license to reproduce, prepare Derivative Works of, publicly display, publicly perform, sublicense, and distribute the Work and such Derivative Works in Source or Object form.

3. Grant of Patent License. Subject to the terms and conditions of this License, each Contributor hereby grants to You a perpetual, worldwide, non-exclusive, no-charge, royalty-free, irrevocable (except as stated in this section) patent license to make, have made, use, offer to sell, sell, import, and otherwise transfer the Work, where such license applies only to those patent claims licensable by such Contributor that are necessarily infringed by their Contribution(s) alone or by combination of their Contribution(s) with the Work to which such Contribution(s) was submitted. If You institute patent litigation against any entity (including a cross-claim or counterclaim in a lawsuit) alleging that the Work or a Contribution incorporated within the Work constitutes direct or contributory patent infringement, then any patent licenses granted to You under this License for that Work shall terminate as of the date such litigation is filed.

4. Redistribution. You may reproduce and distribute copies of the Work or Derivative Works thereof in any medium, with or without modifications, and in Source or Object form, provided that You meet the following conditions:

(a) You must give any other recipients of the Work or Derivative Works a copy of this License; and

(b) You must cause any modified files to carry prominent notices stating that You changed the files; and

(c) You must retain, in the Source form of any Derivative Works that You distribute, all copyright, patent, trademark, and attribution notices from the Source form of the Work, excluding those notices that do not pertain to any part of the Derivative Works; and

(d) If the Work includes a "NOTICE" text file as part of its distribution, then any Derivative Works that You distribute must include a readable copy of the attribution notices contained within such NOTICE file, excluding those notices that do not pertain to any part of the Derivative Works, in at least one of the following places: within a NOTICE text file distributed as part of the Derivative Works; within the Source form or documentation, if provided along with the Derivative Works; or, within a display generated by the Derivative Works, if and wherever such third-party notices normally appear. The contents of the NOTICE file are for informational purposes only and do not modify the License. You may add Your own attribution notices within Derivative Works that You distribute, alongside or as an addendum to the NOTICE text from the Work, provided that such additional attribution notices cannot be construed as modifying the License.

You may add Your own copyright statement to Your modifications and may provide additional or different license terms and conditions for use, reproduction, or distribution of Your modifications, or for any such Derivative Works as a whole, provided Your use, reproduction, and distribution of the Work otherwise complies with the conditions stated in this License.

5. Submission of Contributions. Unless You explicitly state otherwise, any Contribution intentionally submitted for inclusion in the Work by You to the Licensor shall be under the terms and conditions of this License, without any additional terms or conditions. Notwithstanding the above, nothing herein shall supersede or modify the terms of any separate license agreement you may have executed with Licensor regarding such Contributions.

6. Trademarks. This License does not grant permission to use the trade names, trademarks, service marks, or product names of the Licensor, except as required for reasonable and customary use in describing the origin of the Work and reproducing the content of the NOTICE file.

7. Disclaimer of Warranty. Unless required by applicable law or agreed to in writing, Licensor provides the Work (and each Contributor provides its Contributions) on an "AS IS" BASIS, WITHOUT WARRANTIES OR CONDITIONS OF ANY KIND, either express or implied, including, without limitation, any warranties or conditions of TITLE, NON-INFRINGEMENT, MERCHANTABILITY, or FITNESS FOR A PARTICULAR PURPOSE. You are solely responsible for determining the appropriateness of using or redistributing the Work and assume any risks associated with Your exercise of permissions under this License.

8. Limitation of Liability. In no event and under no legal theory, whether in tort (including negligence), contract, or otherwise, unless required by applicable law (such as deliberate and grossly negligent acts) or agreed to in writing, shall any Contributor be liable to You for damages, including any direct, indirect, special, incidental, or consequential damages of any character arising as a result of this License or out of the use or inability to use the Work (including but not limited to damages for loss of goodwill, work stoppage, computer failure or malfunction, or any and all other commercial damages or losses), even if such Contributor has been advised of the possibility of such damages.

9. Accepting Warranty or Additional Liability. While redistributing the Work or Derivative Works thereof, You may choose to offer, and charge a fee for, acceptance of support, warranty, indemnity, or other liability obligations and/or rights consistent with this License. However, in accepting such obligations, You may act only on Your own behalf and on Your sole responsibility, not on behalf of any other Contributor, and only if You agree to indemnify, defend, and hold each Contributor harmless for any liability incurred by, or claims asserted against, such Contributor by reason of your accepting any such warranty or additional liability.

#### END OF TERMS AND CONDITIONS APPENDIX

APPENDIX: How to apply the Apache License to your work.

To apply the Apache License to your work, attach the following boilerplate notice, with the fields enclosed by brackets "[]" replaced with your own identifying information. (Don't include the brackets!) The text should be enclosed in the appropriate comment syntax for the file format. We also recommend that a file or class name and description of purpose be included on the same "printed page" as the copyright notice for easier identification within third-party archives.

Copyright [yyyy] [name of copyright owner]

Licensed under the Apache License, Version 2.0 (the "License"); you may not use this file except in compliance with the License. You may obtain a copy of the License at

<http://www.apache.org/licenses/LICENSE-2.0>

Unless required by applicable law or agreed to in writing, software distributed under the License is distributed on an "AS IS" BASIS, WITHOUT WARRANTIES OR CONDITIONS OF ANY KIND, either express or implied. See the License for the specific language governing permissions and limitations under the License.

\*\*\*\*\*

Below are 4th party dependencies. (Some are optional)

@@

bouncycastle v1.60 (optional)

=====

Copyright (c) 2000 - 2017 The Legion Of The Bouncy Castle (<http://www.bouncycastle.org>)

Permission is hereby granted, free of charge, to any person obtaining a copy of this software and associated documentation files (the "Software"), to deal in the Software without restriction, including without limitation the rights to use, copy, modify, merge, publish, distribute, sublicense, and/or sell copies of the Software, and to permit persons to whom the Software is furnished to do so, subject to the following conditions:

The above copyright notice and this permission notice shall be included in all copies or substantial portions of the Software.

THE SOFTWARE IS PROVIDED "AS IS", WITHOUT WARRANTY OF ANY KIND, EXPRESS OR IMPLIED, INCLUDING BUT NOT LIMITED TO THE WARRANTIES OF MERCHANTABILITY, FITNESS FOR A PARTICULAR PURPOSE AND NONINFRINGEMENT. IN NO EVENT SHALL THE AUTHORS OR COPYRIGHT HOLDERS BE LIABLE FOR ANY CLAIM, DAMAGES OR OTHER LIABILITY, WHETHER IN AN ACTION OF CONTRACT, TORT OR OTHERWISE, ARISING FROM, OUT OF OR IN CONNECTION WITH THE SOFTWARE OR THE USE OR OTHER DEALINGS IN THE SOFTWARE.

@@@@@@@@@@@@@@@@@@@@@@@@@@@@@@@@

slf4j, v1.7.25,

=====

Copyright (c) 2004-2017 QOS.ch All rights reserved.

Permission is hereby granted, free of charge, to any person obtaining a copy of this software and associated documentation files (the "Software"), to deal in the Software without restriction, including without limitation the rights to use, copy, modify, merge, publish, distribute, sublicense, and/or sell copies of the Software, and to permit persons to whom the Software is furnished to do so, subject to the following conditions:

The above copyright notice and this permission notice shall be included in all copies or substantial portions of the Software.

THE SOFTWARE IS PROVIDED "AS IS", WITHOUT WARRANTY OF ANY KIND, EXPRESS OR IMPLIED, INCLUDING BUT NOT LIMITED TO THE WARRANTIES OF MERCHANTABILITY, FITNESS FOR A PARTICULAR PURPOSE AND NONINFRINGEMENT. IN NO EVENT SHALL THE AUTHORS OR COPYRIGHT HOLDERS BE LIABLE FOR ANY CLAIM, DAMAGES OR OTHER LIABILITY, WHETHER IN AN ACTION OF CONTRACT, TORT OR OTHERWISE, ARISING FROM, OUT OF OR IN CONNECTION WITH THE SOFTWARE OR THE USE OR OTHER DEALINGS IN THE SOFTWARE.

@@@@@@@@@@@@@@@@@@@@@@@@@@@@@@@@

tomcat-apr, v5.5.23 (optional)

Apache Tomcat

Copyright 1999-2012 The Apache Software Foundation

Licensed under the Apache License, Version 2.0 (the "License"); you may not use this file except in compliance with the License. You may obtain a copy of the License at

<http://www.apache.org/licenses/LICENSE-2.0>

Unless required by applicable law or agreed to in writing, software distributed under the License is distributed on an "AS IS" BASIS, WITHOUT WARRANTIES OR CONDITIONS OF ANY KIND, either express or implied. See the License for the specific language governing permissions and limitations under the License

## TERMS AND CONDITIONS FOR USE, REPRODUCTION, AND DISTRIBUTION

### 1. Definitions.

"License" shall mean the terms and conditions for use, reproduction, and distribution as defined by Sections 1 through 9 of this document.

"Licensor" shall mean the copyright owner or entity authorized by the copyright owner that is granting the License.

"Legal Entity" shall mean the union of the acting entity and all other entities that control, are controlled by, or are under common control with that entity. For the purposes of this definition, "control" means (i) the power, direct or indirect, to cause the direction or management of such entity, whether by contract or otherwise, or (ii) ownership of fifty percent (50%) or more of the outstanding shares, or (iii) beneficial ownership of such entity.

"You" (or "Your") shall mean an individual or Legal Entity exercising permissions granted by this License.

"Source" form shall mean the preferred form for making modifications, including but not limited to software source code, documentation source, and configuration files.

"Object" form shall mean any form resulting from mechanical transformation or translation of a Source form, including but not limited to compiled object code, generated documentation, and conversions to other media types.

"Work" shall mean the work of authorship, whether in Source or Object form, made available under the License, as indicated by a copyright notice that is included in or attached to the work (an example is provided in the Appendix below).

"Derivative Works" shall mean any work, whether in Source or Object form, that is based on (or derived from) the Work and for which the editorial revisions, annotations, elaborations, or other modifications represent, as a whole, an original work of authorship. For the purposes of this License, Derivative Works shall not include works that remain separable from, or merely link (or bind by name) to the interfaces of, the Work and Derivative Works thereof.

"Contribution" shall mean any work of authorship, including the original version of the Work and any modifications or additions to that Work or Derivative Works thereof, that is intentionally submitted to Licensor for inclusion in the Work by the copyright owner or by an individual or Legal Entity authorized to submit on behalf of the copyright owner. For the purposes of this definition, "submitted" means any form of electronic, verbal, or written communication sent to the Licensor or its representatives, including but not limited to communication on electronic mailing lists, source code control systems, and issue tracking systems that are managed by, or on behalf of, the Licensor for the purpose of discussing and improving the Work, but excluding communication that is conspicuously marked or otherwise designated in writing by the copyright owner as "Not a Contribution."

"Contributor" shall mean Licensor and any individual or Legal Entity on behalf of whom a Contribution has been received by Licensor and subsequently incorporated within the Work.

2. Grant of Copyright License. Subject to the terms and conditions of this License, each Contributor hereby grants to You a perpetual, worldwide, non-exclusive, no-charge, royalty-free, irrevocable copyright license to reproduce, prepare Derivative Works of, publicly display, publicly perform, sublicense, and distribute the Work and such Derivative Works in Source or Object form.

3. Grant of Patent License. Subject to the terms and conditions of this License, each Contributor hereby grants to You a perpetual, worldwide, non-exclusive, no-charge, royalty-free, irrevocable (except as stated in this section) patent license to make, have made, use, offer to sell, sell, import, and otherwise transfer the Work, where such license applies only to those patent claims licensable by such Contributor that are necessarily infringed by their Contribution(s) alone or by combination of their Contribution(s) with the Work to which such Contribution(s) was submitted. If You institute patent litigation against any entity (including a cross-claim or counterclaim in a lawsuit) alleging that the Work or a Contribution incorporated within the Work constitutes direct or contributory patent infringement, then any patent licenses granted to You under this License for that Work shall terminate as of the date such litigation is filed.

4. Redistribution. You may reproduce and distribute copies of the Work or Derivative Works thereof in any medium, with or without modifications, and in Source or Object form, provided that You meet the following conditions:

(a) You must give any other recipients of the Work or Derivative Works a copy of this License; and

(b) You must cause any modified files to carry prominent notices stating that You changed the files; and

(c) You must retain, in the Source form of any Derivative Works that You distribute, all copyright, patent, trademark, and attribution notices from the Source form of the Work, excluding those notices that do not pertain to any part of the Derivative Works; and

(d) If the Work includes a "NOTICE" text file as part of its distribution, then any Derivative Works that You distribute must include a readable copy of the attribution notices contained within such NOTICE file, excluding those notices that do not pertain to any part of the Derivative Works, in at least one of the following places: within a NOTICE text file distributed as part of the Derivative Works; within the Source form or documentation, if provided along with the Derivative Works; or, within a display generated by the Derivative Works, if and wherever such third-party notices normally appear. The contents of the NOTICE file are for informational purposes only and do not modify the License. You may add Your own attribution notices within Derivative Works that You distribute, alongside or as an addendum to the NOTICE text from the Work, provided that such additional attribution notices cannot be construed as modifying the License.

You may add Your own copyright statement to Your modifications and may provide additional or different license terms and conditions for use, reproduction, or distribution of Your modifications, or for any such Derivative Works as a whole, provided Your use, reproduction, and distribution of the Work otherwise complies with the conditions stated in this License.

5. Submission of Contributions. Unless You explicitly state otherwise, any Contribution intentionally submitted for inclusion in the Work by You to the Licensor shall be under the terms and conditions of this License, without any additional terms or conditions. Notwithstanding the above, nothing herein shall supersede or modify the terms of any separate license agreement you may have executed with Licensor regarding such Contributions.

6. Trademarks. This License does not grant permission to use the trade names, trademarks, service marks, or product names of the Licensor, except as required for reasonable and customary use in describing the origin of the Work and reproducing the content of the NOTICE file.

7. Disclaimer of Warranty. Unless required by applicable law or agreed to in writing, Licensor provides the Work (and each Contributor provides its Contributions) on an "AS IS" BASIS, WITHOUT WARRANTIES OR CONDITIONS OF ANY KIND, either express or implied, including, without limitation, any warranties or conditions of TITLE, NON-INFRINGEMENT, MERCHANTABILITY, or FITNESS FOR A PARTICULAR PURPOSE. You are solely responsible for determining the appropriateness of using or redistributing the Work and assume any risks associated with Your exercise of permissions under this License.

8. Limitation of Liability. In no event and under no legal theory, whether in tort (including negligence), contract, or otherwise, unless required by applicable law (such as deliberate and grossly negligent acts) or agreed to in writing, shall any Contributor be liable to You for damages, including any direct, indirect, special, incidental, or consequential damages of any character arising as a result of this License or out of the use or inability to use the Work (including but not limited to damages for loss of goodwill, work stoppage, computer failure or malfunction, or any and all other commercial damages or losses), even if such Contributor has been advised of the possibility of such damages.

9. Accepting Warranty or Additional Liability. While redistributing the Work or Derivative Works thereof, You may choose to offer, and charge a fee for, acceptance of support, warranty, indemnity, or other liability obligations and/or rights consistent with this License. However, in accepting such obligations, You may act only on Your own behalf and on Your sole responsibility, not on behalf of any other Contributor, and only if You agree to indemnify, defend, and hold each Contributor harmless for any liability incurred by, or claims asserted against, such Contributor by reason of your accepting any such warranty or additional liability.

#### END OF TERMS AND CONDITIONS APPENDIX

APPENDIX: How to apply the Apache License to your work.

To apply the Apache License to your work, attach the following boilerplate notice, with the fields enclosed by brackets "[]" replaced with your own identifying information. (Don't include the brackets!) The text should be enclosed in the appropriate comment syntax for the file format. We also recommend that a file or class name and description of purpose be included on the same "printed page" as the copyright notice for easier identification within third-party archives.

Copyright [yyyy] [name of copyright owner]

Licensed under the Apache License, Version 2.0 (the "License"); you may not use this file except in compliance with the License. You may obtain a copy of the License at

<http://www.apache.org/licenses/LICENSE-2.0>

Unless required by applicable law or agreed to in writing, software distributed under the License is distributed on an "AS IS" BASIS, WITHOUT WARRANTIES OR CONDITIONS OF ANY KIND, either express or implied. See the License for the specific language governing permissions and limitations under the License.

## HttpComponents Http Client 5.1.3

COPYRIGHT: Copyright 1999-2019 The Apache Software Foundation

Apache License Version 2.0  
January 2004  
<http://www.apache.org/licenses/>

## TERMS AND CONDITIONS FOR USE, REPRODUCTION, AND DISTRIBUTION

### 1. Definitions.

"License" shall mean the terms and conditions for use, reproduction, and distribution as defined by Sections 1 through 9 of this document.

"Licensor" shall mean the copyright owner or entity authorized by the copyright owner that is granting the License.

"Legal Entity" shall mean the union of the acting entity and all other entities that control, are controlled by, or are under common control with that entity. For the purposes of this definition, "control" means (i) the power, direct or indirect, to cause the direction or management of such entity, whether by contract or otherwise, or (ii) ownership of fifty percent (50%) or more of the outstanding shares, or (iii) beneficial ownership of such entity.

"You" (or "Your") shall mean an individual or Legal Entity exercising permissions granted by this License.

"Source" form shall mean the preferred form for making modifications, including but not limited to software source code, documentation source, and configuration files.

"Object" form shall mean any form resulting from mechanical transformation or translation of a Source form, including but not limited to compiled object code, generated documentation, and conversions to other media types.

"Work" shall mean the work of authorship, whether in Source or Object form, made available under the License, as indicated by a copyright notice that is included in or attached to the work (an example is provided in the Appendix below).

"Derivative Works" shall mean any work, whether in Source or Object form, that is based on (or derived from) the Work and for which the editorial revisions, annotations, elaborations, or other modifications represent, as a whole, an original work of authorship. For the purposes of this License, Derivative Works shall not include works that remain separable from, or merely link (or bind by name) to the interfaces of, the Work and Derivative Works thereof.

"Contribution" shall mean any work of authorship, including the original version of the Work and any modifications or additions to that Work or Derivative Works thereof, that is intentionally submitted to Licensor for inclusion in the Work by the copyright owner or by an individual or Legal Entity authorized to submit on behalf of the copyright owner. For the purposes of this definition, "submitted" means any form of electronic, verbal, or written communication sent to the Licensor or its representatives, including but not limited to communication on electronic mailing lists, source code control systems, and issue tracking systems that are managed by, or on behalf of, the Licensor for the purpose of discussing and improving the Work, but excluding communication that is conspicuously marked or otherwise designated in writing by the copyright owner as "Not a Contribution."

"Contributor" shall mean Licensor and any individual or Legal Entity on behalf of whom a Contribution has been received by Licensor and subsequently incorporated within the Work.



2. Grant of Copyright License. Subject to the terms and conditions of this License, each Contributor hereby grants to You a perpetual, worldwide, non-exclusive, no-charge, royalty-free, irrevocable copyright license to reproduce, prepare Derivative Works of, publicly display, publicly perform, sublicense, and distribute the Work and such Derivative Works in Source or Object form.

3. Grant of Patent License. Subject to the terms and conditions of this License, each Contributor hereby grants to You a perpetual, worldwide, non-exclusive, no-charge, royalty-free, irrevocable (except as stated in this section) patent license to make, have made, use, offer to sell, sell, import, and otherwise transfer the Work, where such license applies only to those patent claims licensable by such Contributor that are necessarily infringed by their Contribution(s) alone or by combination of their Contribution(s) with the Work to which such Contribution(s) was submitted. If You institute patent litigation against any entity (including a cross-claim or counterclaim in a lawsuit) alleging that the Work or a Contribution incorporated within the Work constitutes direct or contributory patent infringement, then any patent licenses granted to You under this License for that Work shall terminate as of the date such litigation is filed.

4. Redistribution. You may reproduce and distribute copies of the Work or Derivative Works thereof in any medium, with or without modifications, and in Source or Object form, provided that You meet the following conditions:

(a) You must give any other recipients of the Work or Derivative Works a copy of this License; and

(b) You must cause any modified files to carry prominent notices stating that You changed the files; and

(c) You must retain, in the Source form of any Derivative Works that You distribute, all copyright, patent, trademark, and attribution notices from the Source form of the Work, excluding those notices that do not pertain to any part of the Derivative Works; and

(d) If the Work includes a "NOTICE" text file as part of its distribution, then any Derivative Works that You distribute must include a readable copy of the attribution notices contained within such NOTICE file, excluding those notices that do not pertain to any part of the Derivative Works, in at least one of the following places: within a NOTICE text file distributed as part of the Derivative Works; within the Source form or documentation, if provided along with the Derivative Works; or, within a display generated by the Derivative Works, if and wherever such third-party notices normally appear. The contents of the NOTICE file are for informational purposes only and do not modify the License. You may add Your own attribution notices within Derivative Works that You distribute, alongside or as an addendum to the NOTICE text from the Work, provided that such additional attribution notices cannot be construed as modifying the License.

You may add Your own copyright statement to Your modifications and may provide additional or different license terms and conditions for use, reproduction, or distribution of Your modifications, or for any such Derivative Works as a whole, provided Your use, reproduction, and distribution of the Work otherwise complies with the conditions stated in this License.

5. Submission of Contributions. Unless You explicitly state otherwise, any Contribution intentionally submitted for inclusion in the Work by You to the Licensor shall be under the terms and conditions of this License, without any additional terms or conditions. Notwithstanding the above, nothing herein shall supersede or modify the terms of any separate license agreement you may have executed with Licensor regarding such Contributions.

6. Trademarks. This License does not grant permission to use the trade names, trademarks, service marks, or product names of the Licensor, except as required for reasonable and

customary use in describing the origin of the Work and reproducing the content of the NOTICE file.

7. Disclaimer of Warranty. Unless required by applicable law or agreed to in writing, Licensor provides the Work (and each Contributor provides its Contributions) on an "AS IS" BASIS, WITHOUT WARRANTIES OR CONDITIONS OF ANY KIND, either express or implied, including, without limitation, any warranties or conditions of TITLE, NON-INFRINGEMENT, MERCHANTABILITY, or FITNESS FOR A PARTICULAR PURPOSE. You are solely responsible for determining the appropriateness of using or redistributing the Work and assume any risks associated with Your exercise of permissions under this License.

8. Limitation of Liability. In no event and under no legal theory, whether in tort (including negligence), contract, or otherwise, unless required by applicable law (such as deliberate and grossly negligent acts) or agreed to in writing, shall any Contributor be liable to You for damages, including any direct, indirect, special, incidental, or consequential damages of any character arising as a result of this License or out of the use or inability to use the Work (including but not limited to damages for loss of goodwill, work stoppage, computer failure or malfunction, or any and all other commercial damages or losses), even if such Contributor has been advised of the possibility of such damages.

9. Accepting Warranty or Additional Liability. While redistributing the Work or Derivative Works thereof, You may choose to offer, and charge a fee for, acceptance of support, warranty, indemnity, or other liability obligations and/or rights consistent with this License. However, in accepting such obligations, You may act only on Your own behalf and on Your sole responsibility, not on behalf of any other Contributor, and only if You agree to indemnify, defend, and hold each Contributor harmless for any liability incurred by, or claims asserted against, such Contributor by reason of your accepting any such warranty or additional liability.

END OF TERMS AND CONDITIONS APPENDIX

=====  
=====

This project includes Public Suffix List copied from /publicsuffix.org/list/effective\_tld\_names.dat> licensed under the terms of the Mozilla Public License, v. 2.0

Full license text: /mozilla.org/MPL/2.0/>

Mozilla Public License Version 2.0

=====

1. Definitions

-----

1.1. "Contributor" means each individual or legal entity that creates, contributes to the creation of, or owns Covered Software.

1.2. "Contributor Version" means the combination of the Contributions of others (if any) used by a Contributor and that particular Contributor's Contribution.

1.3. "Contribution" means Covered Software of a particular Contributor.

1.4. "Covered Software" means Source Code Form to which the initial Contributor has attached the notice in Exhibit A, the Executable Form of such Source Code Form, and Modifications of such Source Code Form, in each case including portions thereof.

1.5. "Incompatible With Secondary Licenses" means

(a) that the initial Contributor has attached the notice described in Exhibit B to the Covered Software; or

(b) that the Covered Software was made available under the terms of version 1.1 or earlier of the License, but not also under the terms of a Secondary License.

1.6. "Executable Form" means any form of the work other than Source Code Form.

1.7. "Larger Work" means a work that combines Covered Software with other material, in a separate file or files, that is not Covered Software.

1.8. "License" means this document.

1.9. "Licensable" means having the right to grant, to the maximum extent possible, whether at the time of the initial grant or subsequently, any and all of the rights conveyed by this License.

1.10. "Modifications" means any of the following: (a) any file in Source Code Form that results from an addition to, deletion from, or modification of the contents of Covered Software; or (b) any new file in Source Code Form that contains any Covered Software.

1.11. "Patent Claims" of a Contributor means any patent claim(s), including without limitation, method, process, and apparatus claims, in any patent Licensable by such Contributor that would be infringed, but for the grant of the License, by the making, using, selling, offering for sale, having made, import, or transfer of either its Contributions or its Contributor Version.

1.12. "Secondary License" means either the GNU General Public License, Version 2.0, the GNU Lesser General Public License, Version 2.1, the GNU Affero General Public License, Version 3.0, or any later versions of those licenses.

1.13. "Source Code Form" means the form of the work preferred for making modifications.

1.14. "You" (or "Your") means an individual or a legal entity exercising rights under this License. For legal entities, "You" includes any entity that controls, is controlled by, or is under common control with You. For purposes of this definition, "control" means

(a) the power, direct or indirect, to cause the direction or management of such entity, whether by contract or otherwise, or

(b) ownership of more than fifty percent (50%) of the outstanding shares or beneficial ownership of such entity.

## 2. License Grants and Conditions

-----

2.1. Grants Each Contributor hereby grants You a world-wide, royalty-free, non-exclusive license:

(a) under intellectual property rights (other than patent or trademark) Licensable by such Contributor to use, reproduce, make available, modify, display, perform, distribute, and otherwise exploit its Contributions, either on an unmodified basis, with Modifications, or as part of a Larger Work; and

(b) under Patent Claims of such Contributor to make, use, sell, offer for sale, have made, import, and otherwise transfer either its Contributions or its Contributor Version.

2.2. Effective Date The licenses granted in Section 2.1 with respect to any Contribution become effective for each Contribution on the date the Contributor first distributes such Contribution.

2.3. **Limitations on Grant Scope** The licenses granted in this Section 2 are the only rights granted under this License. No additional rights or licenses will be implied from the distribution or licensing of Covered Software under this License. Notwithstanding Section 2.1(b) above, no patent license is granted by a Contributor: (a) for any code that a Contributor has removed from Covered Software; or (b) for infringements caused by: (i) Your and any other third party's modifications of Covered Software, or (ii) the combination of its Contributions with other software (except as part of its Contributor Version); or (c) under Patent Claims infringed by Covered Software in the absence of its Contributions. This License does not grant any rights in the trademarks, service marks, or logos of any Contributor (except as may be necessary to comply with the notice requirements in Section 3.4).

2.4. **Subsequent Licenses** No Contributor makes additional grants as a result of Your choice to distribute the Covered Software under a subsequent version of this License (see Section 10.2) or under the terms of a Secondary License (if permitted under the terms of Section 3.3).

2.5. **Representation** Each Contributor represents that the Contributor believes its Contributions are its original creation(s) or it has sufficient rights to grant the rights to its Contributions conveyed by this License.

2.6. **Fair Use** This License is not intended to limit any rights You have under applicable copyright doctrines of fair use, fair dealing, or other equivalents.

2.7. **Conditions** Sections 3.1, 3.2, 3.3, and 3.4 are conditions of the licenses granted in Section 2.1.

### 3. Responsibilities

-----

3.1. **Distribution of Source Form** All distribution of Covered Software in Source Code Form, including any Modifications that You create or to which You contribute, must be under the terms of this License. You must inform recipients that the Source Code Form of the Covered Software is governed by the terms of this License, and how they can obtain a copy of this License. You may not attempt to alter or restrict the recipients' rights in the Source Code Form.

3.2. **Distribution of Executable Form** If You distribute Covered Software in Executable Form then:

(a) such Covered Software must also be made available in Source Code Form, as described in Section 3.1, and You must inform recipients of the Executable Form how they can obtain a copy of such Source Code Form by reasonable means in a timely manner, at a charge no more than the cost of distribution to the recipient; and

(b) You may distribute such Executable Form under the terms of this License, or sublicense it under different terms, provided that the license for the Executable Form does not attempt to limit or alter the recipients' rights in the Source Code Form under this License.

3.3. **Distribution of a Larger Work** You may create and distribute a Larger Work under terms of Your choice, provided that You also comply with the requirements of this License for the Covered Software. If the Larger Work is a combination of Covered Software with a work governed by one or more Secondary Licenses, and the Covered Software is not Incompatible With Secondary Licenses, this License permits You to additionally distribute such Covered Software under the terms of such Secondary License(s), so that the recipient of the Larger Work may, at their option, further

distribute the Covered Software under the terms of either this License or such Secondary License(s).

3.4. Notices You may not remove or alter the substance of any license notices (including copyright notices, patent notices, disclaimers of warranty, or limitations of liability) contained within the Source Code Form of the Covered Software, except that You may alter any license notices to the extent required to remedy known factual inaccuracies.

3.5. Application of Additional Terms You may choose to offer, and to charge a fee for, warranty, support, indemnity or liability obligations to one or more recipients of Covered Software. However, You may do so only on Your own behalf, and not on behalf of any Contributor. You must make it absolutely clear that any such warranty, support, indemnity, or liability obligation is offered by You alone, and You hereby agree to indemnify every Contributor for any liability incurred by such Contributor as a result of warranty, support, indemnity or liability terms You offer. You may include additional disclaimers of warranty and limitations of liability specific to any jurisdiction.

#### 4. Inability to Comply Due to Statute or Regulation

-----

If it is impossible for You to comply with any of the terms of this License with respect to some or all of the Covered Software due to statute, judicial order, or regulation then You must: (a) comply with the terms of this License to the maximum extent possible; and (b) describe the limitations and the code they affect. Such description must be placed in a text file included with all distributions of the Covered Software under this License. Except to the extent prohibited by statute or regulation, such description must be sufficiently detailed for a recipient of ordinary skill to be able to understand it.

#### 5. Termination

-----

5.1. The rights granted under this License will terminate automatically if You fail to comply with any of its terms. However, if You become compliant, then the rights granted under this License from a particular Contributor are reinstated

(a) provisionally, unless and until such Contributor explicitly and finally terminates Your grants, and

(b) on an ongoing basis, if such Contributor fails to notify You of the non-compliance by some reasonable means prior to 60 days after You have come back into compliance. Moreover, Your grants from a particular Contributor are reinstated on an ongoing basis if such Contributor notifies You of the non-compliance by some reasonable means, this is the first time You have received notice of non-compliance with this License from such Contributor, and You become compliant prior to 30 days after Your receipt of the notice.

5.2. If You initiate litigation against any entity by asserting a patent infringement claim (excluding declaratory judgment actions, counter-claims, and cross-claims) alleging that a Contributor Version directly or indirectly infringes any patent, then the rights granted to You by any and all Contributors for the Covered Software under Section 2.1 of this License shall terminate.

5.3. In the event of termination under Sections 5.1 or 5.2 above, all end user license agreements (excluding distributors and resellers) which have been validly granted by You or Your distributors under this License prior to termination shall survive termination.

\*\*\*\*\* \* \* \*

#### 6. Disclaimer of Warranty \*

\* ----- \* \*

Covered Software is provided under this License on an "as is" \* \* basis, without warranty of any kind, either expressed, implied, or \* \* statutory, including, without limitation, warranties that the \* \* Covered Software is free of defects, merchantable, fit for a \* \* particular purpose or non-infringing. The entire risk as to the \* \* quality and performance of the Covered Software is with You. \* \* Should any Covered Software prove defective in any respect, You \* \* (not any Contributor) assume the cost of any necessary servicing, \* \* repair, or correction. This disclaimer of warranty constitutes an \* \* essential part of this License. No use of any Covered Software is \* \* authorized under this License except under this disclaimer.

\* \* \* \*\*\*\*\*  
\*\*\*\*\* \* \* \*

7. Limitation of Liability

\* \* ----- \* \* \*

Under no circumstances and under no legal theory, whether tort (including negligence), contract, or otherwise, shall any Contributor, or anyone who distributes Covered Software as permitted above, be liable to You for any direct, indirect, special, incidental, or consequential damages of any character including, without limitation, damages for lost profits, loss of goodwill, work stoppage, computer failure or malfunction, or any and all other commercial damages or losses, even if such party shall have been informed of the possibility of such damages. This limitation of liability shall not apply to liability for death or personal injury resulting from such party's negligence to the extent applicable law prohibits such limitation. Some jurisdictions do not allow the exclusion or limitation of incidental or consequential damages, so this exclusion and limitation may not apply to You.

\* \* \* \*\*\*\*\*

8. Litigation

-----

Any litigation relating to this License may be brought only in the courts of a jurisdiction where the defendant maintains its principal place of business and such litigation shall be governed by laws of that jurisdiction, without reference to its conflict-of-law provisions. Nothing in this Section shall prevent a party's ability to bring cross-claims or counter-claims.

9. Miscellaneous

-----

This License represents the complete agreement concerning the subject matter hereof. If any provision of this License is held to be unenforceable, such provision shall be reformed only to the extent necessary to make it enforceable. Any law or regulation which provides that the language of a contract shall be construed against the drafter shall not be used to construe this License against a Contributor.

10. Versions of the License

-----

10.1. New Versions Mozilla Foundation is the license steward. Except as provided in Section 10.3, no one other than the license steward has the right to modify or publish

new versions of this License. Each version will be given a distinguishing version number.

10.2. Effect of New Versions You may distribute the Covered Software under the terms of the version of the License under which You originally received the Covered Software, or under the terms of any subsequent version published by the license steward.

10.3. Modified Versions If you create software not governed by this License, and you want to create a new license for such software, you may create and use a modified version of this License if you rename the license and remove any references to the name of the license steward (except to note that such modified license differs from this License).

10.4. Distributing Source Code Form that is Incompatible With Secondary Licenses If You choose to distribute Source Code Form that is Incompatible With Secondary Licenses under the terms of this version of the License, the notice described in Exhibit B of this License must be attached.

#### Exhibit A - Source Code Form License Notice

-----

This Source Code Form is subject to the terms of the Mozilla Public License, v. 2.0. If a copy of the MPL was not distributed with this file, You can obtain one at <http://mozilla.org/MPL/2.0/>.

If it is not possible or desirable to put the notice in a particular file, then You may include the notice in a location (such as a LICENSE file in a relevant directory) where a recipient would be likely to look for such a notice. You may add additional accurate notices of copyright ownership.

#### Exhibit B - "Incompatible With Secondary Licenses" Notice

-----

This Source Code Form is "Incompatible With Secondary Licenses", as defined by the Mozilla Public License, v. 2.0.

=====

4P Dependencies:

commons-codec » commons-codec 1.11

COPYRIGHT: Copyright 2002-2014

The Apache Software Foundation LICENSE: Apache 2.0 <https://github.com/apache/commons-codec/blob/1.10/LICENSE.txt>

---

commons-logging » commons-logging 1.2

COPYRIGHT: Copyright 2003-2014

The Apache Software Foundation LICENSE: Apache 2.0 [https://github.com/apache/commons-logging/blob/LOGGING\\_1\\_2/LICENSE.txt](https://github.com/apache/commons-logging/blob/LOGGING_1_2/LICENSE.txt)

---

org.apache.httpcomponents » httpcore 4.4.11

COPYRIGHT: Copyright 2005-2019 The Apache Software Foundation

LICENSE: Apache 2.0 <https://github.com/apache/httpcomponents-core/blob/4.4.11/LICENSE.txt>

=====

Updated 4P Dependency:

commons-codec » commons-codec 1.11

COPYRIGHT: Copyright 2002-2014 The Apache Software Foundation

LICENSE: Apache 2.0 <https://github.com/apache/commons-codec/blob/commons-codec-1.11/LICENSE.txt>

## HttpCore 5.1.4

Apache HttpComponents Core 5.1.1

COPYRIGHT: Copyright 2005-2018 The Apache Software Foundation

LICENSE: Apache 2.0

Apache License Version 2.0  
January 2004  
<http://www.apache.org/licenses/>

TERMS AND CONDITIONS FOR USE, REPRODUCTION, AND DISTRIBUTION

### 1. Definitions.

"License" shall mean the terms and conditions for use, reproduction, and distribution as defined by Sections 1 through 9 of this document.

"Licensor" shall mean the copyright owner or entity authorized by the copyright owner that is granting the License.

"Legal Entity" shall mean the union of the acting entity and all other entities that control, are controlled by, or are under common control with that entity. For the purposes of this definition, "control" means (i) the power, direct or indirect, to cause the direction or management of such entity, whether by contract or otherwise, or (ii) ownership of fifty percent (50%) or more of the outstanding shares, or (iii) beneficial ownership of such entity.

"You" (or "Your") shall mean an individual or Legal Entity exercising permissions granted by this License.

"Source" form shall mean the preferred form for making modifications, including but not limited to software source code, documentation source, and configuration files.

"Object" form shall mean any form resulting from mechanical transformation or translation of a Source form, including but not limited to compiled object code, generated documentation, and conversions to other media types.

"Work" shall mean the work of authorship, whether in Source or Object form, made available under the License, as indicated by a copyright notice that is included in or attached to the work (an example is provided in the Appendix below).

"Derivative Works" shall mean any work, whether in Source or Object form, that is based on (or derived from) the Work and for which the editorial revisions, annotations, elaborations, or other modifications represent, as a whole, an original work of authorship. For the purposes of this License, Derivative Works shall not include works that remain separable from, or merely link (or bind by name) to the interfaces of, the Work and Derivative Works thereof.



"Contribution" shall mean any work of authorship, including the original version of the Work and any modifications or additions to that Work or Derivative Works thereof, that is intentionally submitted to Licensor for inclusion in the Work by the copyright owner or by an individual or Legal Entity authorized to submit on behalf of the copyright owner. For the purposes of this definition, "submitted" means any form of electronic, verbal, or written communication sent to the Licensor or its representatives, including but not limited to communication on electronic mailing lists, source code control systems, and issue tracking systems that are managed by, or on behalf of, the Licensor for the purpose of discussing and improving the Work, but excluding communication that is conspicuously marked or otherwise designated in writing by the copyright owner as "Not a Contribution."

"Contributor" shall mean Licensor and any individual or Legal Entity on behalf of whom a Contribution has been received by Licensor and subsequently incorporated within the Work.

2. Grant of Copyright License. Subject to the terms and conditions of this License, each Contributor hereby grants to You a perpetual, worldwide, non-exclusive, no-charge, royalty-free, irrevocable copyright license to reproduce, prepare Derivative Works of, publicly display, publicly perform, sublicense, and distribute the Work and such Derivative Works in Source or Object form.

3. Grant of Patent License. Subject to the terms and conditions of this License, each Contributor hereby grants to You a perpetual, worldwide, non-exclusive, no-charge, royalty-free, irrevocable (except as stated in this section) patent license to make, have made, use, offer to sell, sell, import, and otherwise transfer the Work, where such license applies only to those patent claims licensable by such Contributor that are necessarily infringed by their Contribution(s) alone or by combination of their Contribution(s) with the Work to which such Contribution(s) was submitted. If You institute patent litigation against any entity (including a cross-claim or counterclaim in a lawsuit) alleging that the Work or a Contribution incorporated within the Work constitutes direct or contributory patent infringement, then any patent licenses granted to You under this License for that Work shall terminate as of the date such litigation is filed.

4. Redistribution. You may reproduce and distribute copies of the Work or Derivative Works thereof in any medium, with or without modifications, and in Source or Object form, provided that You meet the following conditions:

(a) You must give any other recipients of the Work or Derivative Works a copy of this License; and

(b) You must cause any modified files to carry prominent notices stating that You changed the files; and

(c) You must retain, in the Source form of any Derivative Works that You distribute, all copyright, patent, trademark, and attribution notices from the Source form of the Work, excluding those notices that do not pertain to any part of the Derivative Works; and

(d) If the Work includes a "NOTICE" text file as part of its distribution, then any Derivative Works that You distribute must include a readable copy of the attribution notices contained within such NOTICE file, excluding those notices that do not pertain to any part of the Derivative Works, in at least one of the following places: within a NOTICE text file distributed as part of the Derivative Works; within the Source form or documentation, if provided along with the Derivative Works; or, within a display generated by the Derivative Works, if and wherever such third-party notices normally appear. The contents of the NOTICE file are for informational purposes only and do not modify the License. You may add Your own attribution notices within Derivative Works that You distribute, alongside or as an addendum to the NOTICE text from the Work, provided that such additional attribution notices cannot be construed as modifying the License.

You may add Your own copyright statement to Your modifications and may provide additional or different license terms and conditions for use, reproduction, or distribution of Your modifications, or for any such Derivative Works as a whole, provided Your use, reproduction, and distribution of the Work otherwise complies with the conditions stated in this License.

5. Submission of Contributions. Unless You explicitly state otherwise, any Contribution intentionally submitted for inclusion in the Work by You to the Licensor shall be under the terms and conditions of this License, without any additional terms or conditions. Notwithstanding the above, nothing herein shall supersede or modify the terms of any separate license agreement you may have executed with Licensor regarding such Contributions.

6. Trademarks. This License does not grant permission to use the trade names, trademarks, service marks, or product names of the Licensor, except as required for reasonable and customary use in describing the origin of the Work and reproducing the content of the NOTICE file.

7. Disclaimer of Warranty. Unless required by applicable law or agreed to in writing, Licensor provides the Work (and each Contributor provides its Contributions) on an "AS IS" BASIS, WITHOUT WARRANTIES OR CONDITIONS OF ANY KIND, either express or implied, including, without limitation, any warranties or conditions of TITLE, NON-INFRINGEMENT, MERCHANTABILITY, or FITNESS FOR A PARTICULAR PURPOSE. You are solely responsible for determining the appropriateness of using or redistributing the Work and assume any risks associated with Your exercise of permissions under this License.

8. Limitation of Liability. In no event and under no legal theory, whether in tort (including negligence), contract, or otherwise, unless required by applicable law (such as deliberate and grossly negligent acts) or agreed to in writing, shall any Contributor be liable to You for damages, including any direct, indirect, special, incidental, or consequential damages of any character arising as a result of this License or out of the use or inability to use the Work (including but not limited to damages for loss of goodwill, work stoppage, computer failure or malfunction, or any and all other commercial damages or losses), even if such Contributor has been advised of the possibility of such damages.

9. Accepting Warranty or Additional Liability. While redistributing the Work or Derivative Works thereof, You may choose to offer, and charge a fee for, acceptance of support, warranty, indemnity, or other liability obligations and/or rights consistent with this License. However, in accepting such obligations, You may act only on Your own behalf and on Your sole responsibility, not on behalf of any other Contributor, and only if You agree to indemnify, defend, and hold each Contributor harmless for any liability incurred by, or claims asserted against, such Contributor by reason of your accepting any such warranty or additional liability.

END OF TERMS AND CONDITIONS APPENDIX

## jackson-annotations 2.13.4

Apache License Version 2.0  
January 2004  
<http://www.apache.org/licenses/>

TERMS AND CONDITIONS FOR USE, REPRODUCTION, AND DISTRIBUTION

1. Definitions.

"License" shall mean the terms and conditions for use, reproduction, and distribution as defined by Sections 1 through 9 of this document.

"Licensor" shall mean the copyright owner or entity authorized by the copyright owner that is granting the License.

"Legal Entity" shall mean the union of the acting entity and all other entities that control, are controlled by, or are under common control with that entity. For the purposes of this definition, "control" means (i) the power, direct or indirect, to cause the direction or management of such entity, whether by contract or otherwise, or (ii) ownership of fifty percent (50%) or more of the outstanding shares, or (iii) beneficial ownership of such entity.

"You" (or "Your") shall mean an individual or Legal Entity exercising permissions granted by this License.

"Source" form shall mean the preferred form for making modifications, including but not limited to software source code, documentation source, and configuration files.

"Object" form shall mean any form resulting from mechanical transformation or translation of a Source form, including but not limited to compiled object code, generated documentation, and conversions to other media types.

"Work" shall mean the work of authorship, whether in Source or Object form, made available under the License, as indicated by a copyright notice that is included in or attached to the work (an example is provided in the Appendix below).

"Derivative Works" shall mean any work, whether in Source or Object form, that is based on (or derived from) the Work and for which the editorial revisions, annotations, elaborations, or other modifications represent, as a whole, an original work of authorship. For the purposes of this License, Derivative Works shall not include works that remain separable from, or merely link (or bind by name) to the interfaces of, the Work and Derivative Works thereof.

"Contribution" shall mean any work of authorship, including the original version of the Work and any modifications or additions to that Work or Derivative Works thereof, that is intentionally submitted to Licensor for inclusion in the Work by the copyright owner or by an individual or Legal Entity authorized to submit on behalf of the copyright owner. For the purposes of this definition, "submitted" means any form of electronic, verbal, or written communication sent to the Licensor or its representatives, including but not limited to communication on electronic mailing lists, source code control systems, and issue tracking systems that are managed by, or on behalf of, the Licensor for the purpose of discussing and improving the Work, but excluding communication that is conspicuously marked or otherwise designated in writing by the copyright owner as "Not a Contribution."

"Contributor" shall mean Licensor and any individual or Legal Entity on behalf of whom a Contribution has been received by Licensor and subsequently incorporated within the Work.

2. Grant of Copyright License. Subject to the terms and conditions of this License, each Contributor hereby grants to You a perpetual, worldwide, non-exclusive, no-charge, royalty-free, irrevocable copyright license to reproduce, prepare Derivative Works of, publicly display, publicly perform, sublicense, and distribute the Work and such Derivative Works in Source or Object form.

3. Grant of Patent License. Subject to the terms and conditions of this License, each Contributor hereby grants to You a perpetual, worldwide, non-exclusive, no-charge, royalty-free, irrevocable (except as stated in this section) patent license to make, have made, use, offer to sell, sell, import, and otherwise transfer the Work, where such license applies only to those patent claims licensable by such Contributor that are necessarily infringed by their Contribution(s) alone or by combination of their Contribution(s) with the Work to which such Contribution(s) was submitted. If You institute patent litigation against any entity (including a

cross-claim or counterclaim in a lawsuit) alleging that the Work or a Contribution incorporated within the Work constitutes direct or contributory patent infringement, then any patent licenses granted to You under this License for that Work shall terminate as of the date such litigation is filed.

4. Redistribution. You may reproduce and distribute copies of the Work or Derivative Works thereof in any medium, with or without modifications, and in Source or Object form, provided that You meet the following conditions:

(a) You must give any other recipients of the Work or Derivative Works a copy of this License; and

(b) You must cause any modified files to carry prominent notices stating that You changed the files; and

(c) You must retain, in the Source form of any Derivative Works that You distribute, all copyright, patent, trademark, and attribution notices from the Source form of the Work, excluding those notices that do not pertain to any part of the Derivative Works; and

(d) If the Work includes a "NOTICE" text file as part of its distribution, then any Derivative Works that You distribute must include a readable copy of the attribution notices contained within such NOTICE file, excluding those notices that do not pertain to any part of the Derivative Works, in at least one of the following places: within a NOTICE text file distributed as part of the Derivative Works; within the Source form or documentation, if provided along with the Derivative Works; or, within a display generated by the Derivative Works, if and wherever such third-party notices normally appear. The contents of the NOTICE file are for informational purposes only and do not modify the License. You may add Your own attribution notices within Derivative Works that You distribute, alongside or as an addendum to the NOTICE text from the Work, provided that such additional attribution notices cannot be construed as modifying the License.

You may add Your own copyright statement to Your modifications and may provide additional or different license terms and conditions for use, reproduction, or distribution of Your modifications, or for any such Derivative Works as a whole, provided Your use, reproduction, and distribution of the Work otherwise complies with the conditions stated in this License.

5. Submission of Contributions. Unless You explicitly state otherwise, any Contribution intentionally submitted for inclusion in the Work by You to the Licensor shall be under the terms and conditions of this License, without any additional terms or conditions. Notwithstanding the above, nothing herein shall supersede or modify the terms of any separate license agreement you may have executed with Licensor regarding such Contributions.

6. Trademarks. This License does not grant permission to use the trade names, trademarks, service marks, or product names of the Licensor, except as required for reasonable and customary use in describing the origin of the Work and reproducing the content of the NOTICE file.

7. Disclaimer of Warranty. Unless required by applicable law or agreed to in writing, Licensor provides the Work (and each Contributor provides its Contributions) on an "AS IS" BASIS, WITHOUT WARRANTIES OR CONDITIONS OF ANY KIND, either express or implied, including, without limitation, any warranties or conditions of TITLE, NON-INFRINGEMENT, MERCHANTABILITY, or FITNESS FOR A PARTICULAR PURPOSE. You are solely responsible for determining the appropriateness of using or redistributing the Work and assume any risks associated with Your exercise of permissions under this License.

8. **Limitation of Liability.** In no event and under no legal theory, whether in tort (including negligence), contract, or otherwise, unless required by applicable law (such as deliberate and grossly negligent acts) or agreed to in writing, shall any Contributor be liable to You for damages, including any direct, indirect, special, incidental, or consequential damages of any character arising as a result of this License or out of the use or inability to use the Work (including but not limited to damages for loss of goodwill, work stoppage, computer failure or malfunction, or any and all other commercial damages or losses), even if such Contributor has been advised of the possibility of such damages.

9. **Accepting Warranty or Additional Liability.** While redistributing the Work or Derivative Works thereof, You may choose to offer, and charge a fee for, acceptance of support, warranty, indemnity, or other liability obligations and/or rights consistent with this License. However, in accepting such obligations, You may act only on Your own behalf and on Your sole responsibility, not on behalf of any other Contributor, and only if You agree to indemnify, defend, and hold each Contributor harmless for any liability incurred by, or claims asserted against, such Contributor by reason of your accepting any such warranty or additional liability.

END OF TERMS AND CONDITIONS APPENDIX

APPENDIX: How to apply the Apache License to your work.

To apply the Apache License to your work, attach the following boilerplate notice, with the fields enclosed by brackets "[]" replaced with your own identifying information. (Don't include the brackets!) The text should be enclosed in the appropriate comment syntax for the file format. We also recommend that a file or class name and description of purpose be included on the same "printed page" as the copyright notice for easier identification within third-party archives.

Copyright [yyyy] [name of copyright owner]

Licensed under the Apache License, Version 2.0 (the "License"); you may not use this file except in compliance with the License. You may obtain a copy of the License at

<http://www.apache.org/licenses/LICENSE-2.0>

Unless required by applicable law or agreed to in writing, software distributed under the License is distributed on an "AS IS" BASIS, WITHOUT WARRANTIES OR CONDITIONS OF ANY KIND, either express or implied. See the License for the specific language governing permissions and limitations under the License

## jackson-core 2.13.4

Apache License Version 2.0  
January 2004  
<http://www.apache.org/licenses/>

TERMS AND CONDITIONS FOR USE, REPRODUCTION, AND DISTRIBUTION

### 1. Definitions.

"License" shall mean the terms and conditions for use, reproduction, and distribution as defined by Sections 1 through 9 of this document.

"Licensor" shall mean the copyright owner or entity authorized by the copyright owner that is granting the License.

"Legal Entity" shall mean the union of the acting entity and all other entities that control, are controlled by, or are under common control with that entity. For the purposes of this definition, "control" means (i) the power, direct or indirect, to cause the direction or management of such

entity, whether by contract or otherwise, or (ii) ownership of fifty percent (50%) or more of the outstanding shares, or (iii) beneficial ownership of such entity.

"You" (or "Your") shall mean an individual or Legal Entity exercising permissions granted by this License.

"Source" form shall mean the preferred form for making modifications, including but not limited to software source code, documentation source, and configuration files.

"Object" form shall mean any form resulting from mechanical transformation or translation of a Source form, including but not limited to compiled object code, generated documentation, and conversions to other media types.

"Work" shall mean the work of authorship, whether in Source or Object form, made available under the License, as indicated by a copyright notice that is included in or attached to the work (an example is provided in the Appendix below).

"Derivative Works" shall mean any work, whether in Source or Object form, that is based on (or derived from) the Work and for which the editorial revisions, annotations, elaborations, or other modifications represent, as a whole, an original work of authorship. For the purposes of this License, Derivative Works shall not include works that remain separable from, or merely link (or bind by name) to the interfaces of, the Work and Derivative Works thereof.

"Contribution" shall mean any work of authorship, including the original version of the Work and any modifications or additions to that Work or Derivative Works thereof, that is intentionally submitted to Licensor for inclusion in the Work by the copyright owner or by an individual or Legal Entity authorized to submit on behalf of the copyright owner. For the purposes of this definition, "submitted" means any form of electronic, verbal, or written communication sent to the Licensor or its representatives, including but not limited to communication on electronic mailing lists, source code control systems, and issue tracking systems that are managed by, or on behalf of, the Licensor for the purpose of discussing and improving the Work, but excluding communication that is conspicuously marked or otherwise designated in writing by the copyright owner as "Not a Contribution."

"Contributor" shall mean Licensor and any individual or Legal Entity on behalf of whom a Contribution has been received by Licensor and subsequently incorporated within the Work.

2. Grant of Copyright License. Subject to the terms and conditions of this License, each Contributor hereby grants to You a perpetual, worldwide, non-exclusive, no-charge, royalty-free, irrevocable copyright license to reproduce, prepare Derivative Works of, publicly display, publicly perform, sublicense, and distribute the Work and such Derivative Works in Source or Object form.

3. Grant of Patent License. Subject to the terms and conditions of this License, each Contributor hereby grants to You a perpetual, worldwide, non-exclusive, no-charge, royalty-free, irrevocable (except as stated in this section) patent license to make, have made, use, offer to sell, sell, import, and otherwise transfer the Work, where such license applies only to those patent claims licensable by such Contributor that are necessarily infringed by their Contribution(s) alone or by combination of their Contribution(s) with the Work to which such Contribution(s) was submitted. If You institute patent litigation against any entity (including a cross-claim or counterclaim in a lawsuit) alleging that the Work or a Contribution incorporated within the Work constitutes direct or contributory patent infringement, then any patent licenses granted to You under this License for that Work shall terminate as of the date such litigation is filed.

4. Redistribution. You may reproduce and distribute copies of the Work or Derivative Works thereof in any medium, with or without modifications, and in Source or Object form, provided that You meet the following conditions:

(a) You must give any other recipients of the Work or Derivative Works a copy of this License; and

(b) You must cause any modified files to carry prominent notices stating that You changed the files; and

(c) You must retain, in the Source form of any Derivative Works that You distribute, all copyright, patent, trademark, and attribution notices from the Source form of the Work, excluding those notices that do not pertain to any part of the Derivative Works; and

(d) If the Work includes a "NOTICE" text file as part of its distribution, then any Derivative Works that You distribute must include a readable copy of the attribution notices contained within such NOTICE file, excluding those notices that do not pertain to any part of the Derivative Works, in at least one of the following places: within a NOTICE text file distributed as part of the Derivative Works; within the Source form or documentation, if provided along with the Derivative Works; or, within a display generated by the Derivative Works, if and wherever such third-party notices normally appear. The contents of the NOTICE file are for informational purposes only and do not modify the License. You may add Your own attribution notices within Derivative Works that You distribute, alongside or as an addendum to the NOTICE text from the Work, provided that such additional attribution notices cannot be construed as modifying the License.

You may add Your own copyright statement to Your modifications and may provide additional or different license terms and conditions for use, reproduction, or distribution of Your modifications, or for any such Derivative Works as a whole, provided Your use, reproduction, and distribution of the Work otherwise complies with the conditions stated in this License.

5. Submission of Contributions. Unless You explicitly state otherwise, any Contribution intentionally submitted for inclusion in the Work by You to the Licensor shall be under the terms and conditions of this License, without any additional terms or conditions. Notwithstanding the above, nothing herein shall supersede or modify the terms of any separate license agreement you may have executed with Licensor regarding such Contributions.

6. Trademarks. This License does not grant permission to use the trade names, trademarks, service marks, or product names of the Licensor, except as required for reasonable and customary use in describing the origin of the Work and reproducing the content of the NOTICE file.

7. Disclaimer of Warranty. Unless required by applicable law or agreed to in writing, Licensor provides the Work (and each Contributor provides its Contributions) on an "AS IS" BASIS, WITHOUT WARRANTIES OR CONDITIONS OF ANY KIND, either express or implied, including, without limitation, any warranties or conditions of TITLE, NON-INFRINGEMENT, MERCHANTABILITY, or FITNESS FOR A PARTICULAR PURPOSE. You are solely responsible for determining the appropriateness of using or redistributing the Work and assume any risks associated with Your exercise of permissions under this License.

8. Limitation of Liability. In no event and under no legal theory, whether in tort (including negligence), contract, or otherwise, unless required by applicable law (such as deliberate and grossly negligent acts) or agreed to in writing, shall any Contributor be liable to You for damages, including any direct, indirect, special, incidental, or consequential damages of any character arising as a result of this License or out of the use or inability to use the Work (including but not limited to damages for loss of goodwill, work stoppage, computer failure or

malfunction, or any and all other commercial damages or losses), even if such Contributor has been advised of the possibility of such damages.

9. Accepting Warranty or Additional Liability. While redistributing the Work or Derivative Works thereof, You may choose to offer, and charge a fee for, acceptance of support, warranty, indemnity, or other liability obligations and/or rights consistent with this License. However, in accepting such obligations, You may act only on Your own behalf and on Your sole responsibility, not on behalf of any other Contributor, and only if You agree to indemnify, defend, and hold each Contributor harmless for any liability incurred by, or claims asserted against, such Contributor by reason of your accepting any such warranty or additional liability.

## END OF TERMS AND CONDITIONS APPENDIX

APPENDIX: How to apply the Apache License to your work.

To apply the Apache License to your work, attach the following boilerplate notice, with the fields enclosed by brackets "[ ]" replaced with your own identifying information. (Don't include the brackets!) The text should be enclosed in the appropriate comment syntax for the file format. We also recommend that a file or class name and description of purpose be included on the same "printed page" as the copyright notice for easier identification within third-party archives.

Copyright [yyyy] [name of copyright owner]

Licensed under the Apache License, Version 2.0 (the "License"); you may not use this file except in compliance with the License. You may obtain a copy of the License at

<http://www.apache.org/licenses/LICENSE-2.0>

Unless required by applicable law or agreed to in writing, software distributed under the License is distributed on an "AS IS" BASIS, WITHOUT WARRANTIES OR CONDITIONS OF ANY KIND, either express or implied. See the License for the specific language governing permissions and limitations under the License

## jackson-databind 2.13.4.2

Jackson Databind

Copyright (c) 2019 Tatu Saloranta

Apache License Version 2.0

January 2004

<http://www.apache.org/licenses/>

### TERMS AND CONDITIONS FOR USE, REPRODUCTION, AND DISTRIBUTION

#### 1. Definitions.

"License" shall mean the terms and conditions for use, reproduction, and distribution as defined by Sections 1 through 9 of this document.

"Licensor" shall mean the copyright owner or entity authorized by the copyright owner that is granting the License.

"Legal Entity" shall mean the union of the acting entity and all other entities that control, are controlled by, or are under common control with that entity. For the purposes of this definition, "control" means (i) the power, direct or indirect, to cause the direction or management of such entity, whether by contract or otherwise, or (ii)



ownership of fifty percent (50%) or more of the outstanding shares, or (iii) beneficial ownership of such entity.

"You" (or "Your") shall mean an individual or Legal Entity exercising permissions granted by this License.

"Source" form shall mean the preferred form for making modifications, including but not limited to software source code, documentation source, and configuration files.

"Object" form shall mean any form resulting from mechanical transformation or translation of a Source form, including but not limited to compiled object code, generated documentation, and conversions to other media types.

"Work" shall mean the work of authorship, whether in Source or Object form, made available under the License, as indicated by a copyright notice that is included in or attached to the work (an example is provided in the Appendix below).

"Derivative Works" shall mean any work, whether in Source or Object form, that is based on (or derived from) the Work and for which the editorial revisions, annotations, elaborations, or other modifications represent, as a whole, an original work of authorship. For the purposes of this License, Derivative Works shall not include works that remain separable from, or merely link (or bind by name) to the interfaces of, the Work and Derivative Works thereof.

"Contribution" shall mean any work of authorship, including the original version of the Work and any modifications or additions to that Work or Derivative Works thereof, that is intentionally submitted to Licensor for inclusion in the Work by the copyright owner or by an individual or Legal Entity authorized to submit on behalf of the copyright owner. For the purposes of this definition, "submitted" means any form of electronic, verbal, or written communication sent to the Licensor or its representatives, including but not limited to communication on electronic mailing lists, source code control systems, and issue tracking systems that are managed by, or on behalf of, the Licensor for the purpose of discussing and improving the Work, but excluding communication that is conspicuously marked or otherwise designated in writing by the copyright owner as "Not a Contribution."

"Contributor" shall mean Licensor and any individual or Legal Entity on behalf of whom a Contribution has been received by Licensor and subsequently incorporated within the Work.

2. Grant of Copyright License. Subject to the terms and conditions of this License, each Contributor hereby grants to You a perpetual, worldwide, non-exclusive, no-charge, royalty-free, irrevocable copyright license to reproduce, prepare Derivative Works of, publicly display, publicly perform, sublicense, and distribute the Work and such Derivative Works in Source or Object form.

3. Grant of Patent License. Subject to the terms and conditions of this License, each Contributor hereby grants to You a perpetual, worldwide, non-exclusive, no-charge, royalty-free, irrevocable (except as stated in this section) patent license to make, have made, use, offer to sell, sell, import, and otherwise transfer the Work, where such license applies only to those patent claims licensable by such Contributor that are necessarily infringed by their Contribution(s) alone or by combination of their Contribution(s) with the Work to which such Contribution(s) was submitted. If You institute patent litigation against any entity (including a cross-claim or counterclaim in a lawsuit) alleging that the Work or a Contribution incorporated within the Work constitutes direct or contributory patent infringement, then any patent licenses granted to You under this License for that Work shall terminate as of the date such litigation is filed.

4. Redistribution. You may reproduce and distribute copies of the Work or Derivative Works thereof in any medium, with or without modifications, and in Source or Object form, provided that You meet the following conditions:

- (a) You must give any other recipients of the Work or Derivative Works a copy of this License; and
- (b) You must cause any modified files to carry prominent notices stating that You changed the files; and
- (c) You must retain, in the Source form of any Derivative Works that You distribute, all copyright, patent, trademark, and attribution notices from the Source form of the Work, excluding those notices that do not pertain to any part of the Derivative Works; and
- (d) If the Work includes a "NOTICE" text file as part of its distribution, then any Derivative Works that You distribute must include a readable copy of the attribution notices contained within such NOTICE file, excluding those notices that do not pertain to any part of the Derivative Works, in at least one of the following places: within a NOTICE text file distributed as part of the Derivative Works; within the Source form or documentation, if provided along with the Derivative Works; or, within a display generated by the Derivative Works, if and wherever such third-party notices normally appear. The contents of the NOTICE file are for informational purposes only and do not modify the License. You may add Your own attribution notices within Derivative Works that You distribute, alongside or as an addendum to the NOTICE text from the Work, provided that such additional attribution notices cannot be construed as modifying the License.

You may add Your own copyright statement to Your modifications and may provide additional or different license terms and conditions for use, reproduction, or distribution of Your modifications, or for any such Derivative Works as a whole, provided Your use, reproduction, and distribution of the Work otherwise complies with the conditions stated in this License.

5. **Submission of Contributions.** Unless You explicitly state otherwise, any Contribution intentionally submitted for inclusion in the Work by You to the Licensor shall be under the terms and conditions of this License, without any additional terms or conditions. Notwithstanding the above, nothing herein shall supersede or modify the terms of any separate license agreement you may have executed with Licensor regarding such Contributions.

6. **Trademarks.** This License does not grant permission to use the trade names, trademarks, service marks, or product names of the Licensor, except as required for reasonable and customary use in describing the origin of the Work and reproducing the content of the NOTICE file.

7. **Disclaimer of Warranty.** Unless required by applicable law or agreed to in writing, Licensor provides the Work (and each Contributor provides its Contributions) on an "AS IS" BASIS, WITHOUT WARRANTIES OR CONDITIONS OF ANY KIND, either express or implied, including, without limitation, any warranties or conditions of TITLE, NON-INFRINGEMENT, MERCHANTABILITY, or FITNESS FOR A PARTICULAR PURPOSE. You are solely responsible for determining the appropriateness of using or redistributing the Work and assume any risks associated with Your exercise of permissions under this License.

8. **Limitation of Liability.** In no event and under no legal theory, whether in tort (including negligence), contract, or otherwise, unless required by applicable law (such as deliberate and grossly negligent acts) or agreed to in writing, shall any Contributor be liable to You for damages, including any direct, indirect, special, incidental, or consequential damages of any character arising as a result of this License or out of the use or inability to use the Work (including but not limited to damages for loss of goodwill, work stoppage, computer failure or malfunction, or any and all other

commercial damages or losses), even if such Contributor has been advised of the possibility of such damages.

9. Accepting Warranty or Additional Liability. While redistributing the Work or Derivative Works thereof, You may choose to offer, and charge a fee for, acceptance of support, warranty, indemnity, or other liability obligations and/or rights consistent with this License. However, in accepting such obligations, You may act only on Your own behalf and on Your sole responsibility, not on behalf of any other Contributor, and only if You agree to indemnify, defend, and hold each Contributor harmless for any liability incurred by, or claims asserted against, such Contributor by reason of your accepting any such warranty or additional liability.

END OF TERMS AND CONDITIONS APPENDIX

COPYRIGHT NOTICE # Jackson JSON processor

Jackson is a high-performance, Free/Open Source JSON processing library. It was originally written by Tatu Saloranta (tatu.saloranta@iki.fi), and has been in development since 2007. It is currently developed by a community of developers, as well as supported commercially by FasterXML.com.

-----jackson-core 2.10.0 ----- COPYRIGHT: Copyright (c) 2007- Tatu Saloranta, tatu.saloranta@iki.fi LICENSE: Apache 2.0

## Credits

A list of contributors may be found from CREDITS file, which is included in some artifacts (usually source distributions); but is always available from the source code management (SCM) system project uses. -----jackson-annotations 2.10.0 -----  
COPYRIGHT: Copyright (c) 2007- Tatu Saloranta, tatu.saloranta@iki.fi LICENSE: Apache 2.0

## jackson-jr-objects 2.13.4

This copy of Jackson JSON processor streaming parser/generator is licensed under the Apache (Software) License, version 2.0 ("the License"). See the License for details about distribution rights, and the specific rights regarding derivate works.

You may obtain a copy of the License at:

<http://www.apache.org/licenses/LICENSE-2.0>

## Jansi 2.4

jansi (org.fusesource.jansi:jansi)

Copyright (C) 2009-2021 the original author(s).

Apache License Version 2.0  
January 2004  
<http://www.apache.org/licenses/>

TERMS AND CONDITIONS FOR USE, REPRODUCTION, AND DISTRIBUTION

1. Definitions.

"License" shall mean the terms and conditions for use, reproduction, and distribution as defined by Sections 1 through 9 of this document.

"Licensor" shall mean the copyright owner or entity authorized by the copyright owner that is granting the License.

"Legal Entity" shall mean the union of the acting entity and all other entities that control, are controlled by, or are under common control with that entity. For the purposes of this definition, "control" means (i) the power, direct or indirect, to cause the direction or management of such entity, whether by contract or otherwise, or (ii) ownership of fifty percent (50%) or more of the outstanding shares, or (iii) beneficial ownership of such entity.

"You" (or "Your") shall mean an individual or Legal Entity exercising permissions granted by this License.

"Source" form shall mean the preferred form for making modifications, including but not limited to software source code, documentation source, and configuration files.

"Object" form shall mean any form resulting from mechanical transformation or translation of a Source form, including but not limited to compiled object code, generated documentation, and conversions to other media types.

"Work" shall mean the work of authorship, whether in Source or Object form, made available under the License, as indicated by a copyright notice that is included in or attached to the work (an example is provided in the Appendix below).

"Derivative Works" shall mean any work, whether in Source or Object form, that is based on (or derived from) the Work and for which the editorial revisions, annotations, elaborations, or other modifications represent, as a whole, an original work of authorship. For the purposes of this License, Derivative Works shall not include works that remain separable from, or merely link (or bind by name) to the interfaces of, the Work and Derivative Works thereof.

"Contribution" shall mean any work of authorship, including the original version of the Work and any modifications or additions to that Work or Derivative Works thereof, that is intentionally submitted to Licensor for inclusion in the Work by the copyright owner or by an individual or Legal Entity authorized to submit on behalf of the copyright owner. For the purposes of this definition, "submitted" means any form of electronic, verbal, or written communication sent to the Licensor or its representatives, including but not limited to communication on electronic mailing lists, source code control systems, and issue tracking systems that are managed by, or on behalf of, the Licensor for the purpose of discussing and improving the Work, but excluding communication that is conspicuously marked or otherwise designated in writing by the copyright owner as "Not a Contribution."

"Contributor" shall mean Licensor and any individual or Legal Entity on behalf of whom a Contribution has been received by Licensor and subsequently incorporated within the Work.

2. Grant of Copyright License. Subject to the terms and conditions of this License, each Contributor hereby grants to You a perpetual, worldwide, non-exclusive, no-charge, royalty-free, irrevocable copyright license to reproduce, prepare Derivative Works of, publicly display, publicly perform, sublicense, and distribute the Work and such Derivative Works in Source or Object form.

3. Grant of Patent License. Subject to the terms and conditions of this License, each Contributor hereby grants to You a perpetual, worldwide, non-exclusive, no-charge, royalty-free, irrevocable (except as stated in this section) patent license to make, have made, use, offer to sell, sell, import, and otherwise transfer the Work, where such license applies only to those patent claims licensable by such Contributor that are

necessarily infringed by their Contribution(s) alone or by combination of their Contribution(s) with the Work to which such Contribution(s) was submitted. If You institute patent litigation against any entity (including a cross-claim or counterclaim in a lawsuit) alleging that the Work or a Contribution incorporated within the Work constitutes direct or contributory patent infringement, then any patent licenses granted to You under this License for that Work shall terminate as of the date such litigation is filed.

4. Redistribution. You may reproduce and distribute copies of the Work or Derivative Works thereof in any medium, with or without modifications, and in Source or Object form, provided that You meet the following conditions:

(a) You must give any other recipients of the Work or Derivative Works a copy of this License; and

(b) You must cause any modified files to carry prominent notices stating that You changed the files; and

(c) You must retain, in the Source form of any Derivative Works that You distribute, all copyright, patent, trademark, and attribution notices from the Source form of the Work, excluding those notices that do not pertain to any part of the Derivative Works; and

(d) If the Work includes a "NOTICE" text file as part of its distribution, then any Derivative Works that You distribute must include a readable copy of the attribution notices contained within such NOTICE file, excluding those notices that do not pertain to any part of the Derivative Works, in at least one of the following places: within a NOTICE text file distributed as part of the Derivative Works; within the Source form or documentation, if provided along with the Derivative Works; or, within a display generated by the Derivative Works, if and wherever such third-party notices normally appear. The contents of the NOTICE file are for informational purposes only and do not modify the License. You may add Your own attribution notices within Derivative Works that You distribute, alongside or as an addendum to the NOTICE text from the Work, provided that such additional attribution notices cannot be construed as modifying the License.

You may add Your own copyright statement to Your modifications and may provide additional or different license terms and conditions for use, reproduction, or distribution of Your modifications, or for any such Derivative Works as a whole, provided Your use, reproduction, and distribution of the Work otherwise complies with the conditions stated in this License.

5. Submission of Contributions. Unless You explicitly state otherwise, any Contribution intentionally submitted for inclusion in the Work by You to the Licensor shall be under the terms and conditions of this License, without any additional terms or conditions. Notwithstanding the above, nothing herein shall supersede or modify the terms of any separate license agreement you may have executed with Licensor regarding such Contributions.

6. Trademarks. This License does not grant permission to use the trade names, trademarks, service marks, or product names of the Licensor, except as required for reasonable and customary use in describing the origin of the Work and reproducing the content of the NOTICE file.

7. Disclaimer of Warranty. Unless required by applicable law or agreed to in writing, Licensor provides the Work (and each Contributor provides its Contributions) on an "AS IS" BASIS, WITHOUT WARRANTIES OR CONDITIONS OF ANY KIND, either express or implied, including, without limitation, any warranties or conditions of TITLE, NON-INFRINGEMENT, MERCHANTABILITY, or FITNESS FOR A PARTICULAR PURPOSE. You are solely responsible for determining the appropriateness of using or redistributing the Work and assume any risks associated with Your exercise of permissions under this License.

8. Limitation of Liability. In no event and under no legal theory, whether in tort (including negligence), contract, or otherwise, unless required by applicable law (such as deliberate and grossly negligent acts) or agreed to in writing, shall any Contributor be liable to You for damages, including any direct, indirect, special, incidental, or consequential damages of any character arising as a result of this License or out of the use or inability to use the Work (including but not limited to damages for loss of goodwill, work stoppage, computer failure or malfunction, or any and all other commercial damages or losses), even if such Contributor has been advised of the possibility of such damages.

9. Accepting Warranty or Additional Liability. While redistributing the Work or Derivative Works thereof, You may choose to offer, and charge a fee for, acceptance of support, warranty, indemnity, or other liability obligations and/or rights consistent with this License. However, in accepting such obligations, You may act only on Your own behalf and on Your sole responsibility, not on behalf of any other Contributor, and only if You agree to indemnify, defend, and hold each Contributor harmless for any liability incurred by, or claims asserted against, such Contributor by reason of your accepting any such warranty or additional liability.

END OF TERMS AND CONDITIONS

-----4th-party dependencies----- Apache  
HttpComponents Client Copyright 1999-2018 The Apache Software Foundation

This product includes software developed at The Apache Software Foundation (<http://www.apache.org/>)

## jLine 3.21.0

Copyright (c) 2002-2016, the original author or authors.

All rights reserved.

<http://www.opensource.org/licenses/bsd-license.php>

Redistribution and use in source and binary forms, with or without modification, are permitted provided that the following conditions are met:

Redistributions of source code must retain the above copyright notice, this list of conditions and the following disclaimer.

Redistributions in binary form must reproduce the above copyright notice, this list of conditions and the following disclaimer in the documentation and/or other materials provided with the distribution.

Neither the name of JLine nor the names of its contributors may be used to endorse or promote products derived from this software without specific prior written permission.

THIS SOFTWARE IS PROVIDED BY THE COPYRIGHT HOLDERS AND CONTRIBUTORS "AS IS" AND ANY EXPRESS OR IMPLIED WARRANTIES, INCLUDING, BUT NOT LIMITED TO, THE IMPLIED WARRANTIES OF MERCHANTABILITY AND FITNESS FOR A PARTICULAR PURPOSE ARE DISCLAIMED. IN NO EVENT SHALL THE COPYRIGHT OWNER OR CONTRIBUTORS BE LIABLE FOR ANY DIRECT, INDIRECT, INCIDENTAL, SPECIAL, EXEMPLARY, OR CONSEQUENTIAL DAMAGES (INCLUDING, BUT NOT LIMITED TO, PROCUREMENT OF SUBSTITUTE GOODS OR SERVICES; LOSS OF USE, DATA, OR PROFITS; OR BUSINESS INTERRUPTION) HOWEVER CAUSED AND ON ANY THEORY OF LIABILITY, WHETHER IN CONTRACT, STRICT

LIABILITY, OR TORT (INCLUDING NEGLIGENCE OR OTHERWISE) ARISING IN ANY WAY OUT OF THE USE OF THIS SOFTWARE, EVEN IF ADVISED OF THE POSSIBILITY OF SUCH DAMAGE.

jansi 1.12 Apache 2.0

Apache License Version 2.0  
January 2004  
<http://www.apache.org/licenses/>

## TERMS AND CONDITIONS FOR USE, REPRODUCTION, AND DISTRIBUTION

### 1. Definitions.

"License" shall mean the terms and conditions for use, reproduction, and distribution as defined by Sections 1 through 9 of this document.

"Licensor" shall mean the copyright owner or entity authorized by the copyright owner that is granting the License.

"Legal Entity" shall mean the union of the acting entity and all other entities that control, are controlled by, or are under common control with that entity. For the purposes of this definition, "control" means (i) the power, direct or indirect, to cause the direction or management of such entity, whether by contract or otherwise, or (ii) ownership of fifty percent (50%) or more of the outstanding shares, or (iii) beneficial ownership of such entity.

"You" (or "Your") shall mean an individual or Legal Entity exercising permissions granted by this License.

"Source" form shall mean the preferred form for making modifications, including but not limited to software source code, documentation source, and configuration files.

"Object" form shall mean any form resulting from mechanical transformation or translation of a Source form, including but not limited to compiled object code, generated documentation, and conversions to other media types.

"Work" shall mean the work of authorship, whether in Source or Object form, made available under the License, as indicated by a copyright notice that is included in or attached to the work (an example is provided in the Appendix below).

"Derivative Works" shall mean any work, whether in Source or Object form, that is based on (or derived from) the Work and for which the editorial revisions, annotations, elaborations, or other modifications represent, as a whole, an original work of authorship. For the purposes of this License, Derivative Works shall not include works that remain separable from, or merely link (or bind by name) to the interfaces of, the Work and Derivative Works thereof.

"Contribution" shall mean any work of authorship, including the original version of the Work and any modifications or additions to that Work or Derivative Works thereof, that is intentionally submitted to Licensor for inclusion in the Work by the copyright owner or by an individual or Legal Entity authorized to submit on behalf of the copyright owner. For the purposes of this definition, "submitted" means any form of electronic, verbal, or written communication sent to the Licensor or its representatives, including but not limited to communication on electronic mailing lists, source code control systems, and issue tracking systems that are managed by, or on behalf of, the Licensor for the purpose of discussing and improving the Work, but excluding communication that is conspicuously marked or otherwise designated in writing by the copyright owner as "Not a Contribution."

"Contributor" shall mean Licensor and any individual or Legal Entity on behalf of whom a Contribution has been received by Licensor and subsequently incorporated within the Work.

2. Grant of Copyright License. Subject to the terms and conditions of this License, each Contributor hereby grants to You a perpetual, worldwide, non-exclusive, no-charge, royalty-free, irrevocable copyright license to reproduce, prepare Derivative Works of, publicly display, publicly perform, sublicense, and distribute the Work and such Derivative Works in Source or Object form.

3. Grant of Patent License. Subject to the terms and conditions of this License, each Contributor hereby grants to You a perpetual, worldwide, non-exclusive, no-charge, royalty-free, irrevocable (except as stated in this section) patent license to make, have made, use, offer to sell, sell, import, and otherwise transfer the Work, where such license applies only to those patent claims licensable by such Contributor that are necessarily infringed by their Contribution(s) alone or by combination of their Contribution(s) with the Work to which such Contribution(s) was submitted. If You institute patent litigation against any entity (including a cross-claim or counterclaim in a lawsuit) alleging that the Work or a Contribution incorporated within the Work constitutes direct or contributory patent infringement, then any patent licenses granted to You under this License for that Work shall terminate as of the date such litigation is filed.

4. Redistribution. You may reproduce and distribute copies of the Work or Derivative Works thereof in any medium, with or without modifications, and in Source or Object form, provided that You meet the following conditions:

(a) You must give any other recipients of the Work or Derivative Works a copy of this License; and

(b) You must cause any modified files to carry prominent notices stating that You changed the files; and

(c) You must retain, in the Source form of any Derivative Works that You distribute, all copyright, patent, trademark, and attribution notices from the Source form of the Work, excluding those notices that do not pertain to any part of the Derivative Works; and

(d) If the Work includes a "NOTICE" text file as part of its distribution, then any Derivative Works that You distribute must include a readable copy of the attribution notices contained within such NOTICE file, excluding those notices that do not pertain to any part of the Derivative Works, in at least one of the following places: within a NOTICE text file distributed as part of the Derivative Works; within the Source form or documentation, if provided along with the Derivative Works; or, within a display generated by the Derivative Works, if and wherever such third-party notices normally appear. The contents of the NOTICE file are for informational purposes only and do not modify the License. You may add Your own attribution notices within Derivative Works that You distribute, alongside or as an addendum to the NOTICE text from the Work, provided that such additional attribution notices cannot be construed as modifying the License.

You may add Your own copyright statement to Your modifications and may provide additional or different license terms and conditions for use, reproduction, or distribution of Your modifications, or for any such Derivative Works as a whole, provided Your use, reproduction, and distribution of the Work otherwise complies with the conditions stated in this License.

5. Submission of Contributions. Unless You explicitly state otherwise, any Contribution intentionally submitted for inclusion in the Work by You to the Licensor shall be under the terms and conditions of this License, without any additional terms or conditions. Notwithstanding the above, nothing herein shall supersede or modify the terms of any separate license agreement you may have executed with Licensor regarding such Contributions.



6. Trademarks. This License does not grant permission to use the trade names, trademarks, service marks, or product names of the Licensor, except as required for reasonable and customary use in describing the origin of the Work and reproducing the content of the NOTICE file.

7. Disclaimer of Warranty. Unless required by applicable law or agreed to in writing, Licensor provides the Work (and each Contributor provides its Contributions) on an "AS IS" BASIS, WITHOUT WARRANTIES OR CONDITIONS OF ANY KIND, either express or implied, including, without limitation, any warranties or conditions of TITLE, NON-INFRINGEMENT, MERCHANTABILITY, or FITNESS FOR A PARTICULAR PURPOSE. You are solely responsible for determining the appropriateness of using or redistributing the Work and assume any risks associated with Your exercise of permissions under this License.

8. Limitation of Liability. In no event and under no legal theory, whether in tort (including negligence), contract, or otherwise, unless required by applicable law (such as deliberate and grossly negligent acts) or agreed to in writing, shall any Contributor be liable to You for damages, including any direct, indirect, special, incidental, or consequential damages of any character arising as a result of this License or out of the use or inability to use the Work (including but not limited to damages for loss of goodwill, work stoppage, computer failure or malfunction, or any and all other commercial damages or losses), even if such Contributor has been advised of the possibility of such damages.

9. Accepting Warranty or Additional Liability. While redistributing the Work or Derivative Works thereof, You may choose to offer, and charge a fee for, acceptance of support, warranty, indemnity, or other liability obligations and/or rights consistent with this License. However, in accepting such obligations, You may act only on Your own behalf and on Your sole responsibility, not on behalf of any other Contributor, and only if You agree to indemnify, defend, and hold each Contributor harmless for any liability incurred by, or claims asserted against, such Contributor by reason of your accepting any such warranty or additional liability.

#### END OF TERMS AND CONDITIONS APPENDIX

APPENDIX: How to apply the Apache License to your work.

To apply the Apache License to your work, attach the following boilerplate notice, with the fields enclosed by brackets "[]" replaced with your own identifying information. (Don't include the brackets!) The text should be enclosed in the appropriate comment syntax for the file format. We also recommend that a file or class name and description of purpose be included on the same "printed page" as the copyright notice for easier identification within third-party archives.

Copyright [yyyy] [name of copyright owner]

Licensed under the Apache License, Version 2.0 (the "License"); you may not use this file except in compliance with the License. You may obtain a copy of the License at

<http://www.apache.org/licenses/LICENSE-2.0>

Unless required by applicable law or agreed to in writing, software distributed under the License is distributed on an "AS IS" BASIS, WITHOUT WARRANTIES OR CONDITIONS OF ANY KIND, either express or implied. See the License for the specific language governing permissions and limitations under the License

## Launch4j 3.14

Launch4j (<http://launch4j.sourceforge.net/>) Cross-platform Java application wrapper for creating Windows native executables.

Copyright (c) 2004, 2017 Grzegorz Kowal All rights reserved.

Redistribution and use in source and binary forms, with or without modification, are permitted provided that the following conditions are met:

1. Redistributions of source code must retain the above copyright notice, this list of conditions and the following disclaimer.
2. Redistributions in binary form must reproduce the above copyright notice, this list of conditions and the following disclaimer in the documentation and/or other materials provided with the distribution.
3. Neither the name of the copyright holder nor the names of its contributors may be used to endorse or promote products derived from this software without specific prior written permission.

THIS SOFTWARE IS PROVIDED BY THE COPYRIGHT HOLDERS AND CONTRIBUTORS "AS IS" AND ANY EXPRESS OR IMPLIED WARRANTIES, INCLUDING, BUT NOT LIMITED TO, THE IMPLIED WARRANTIES OF MERCHANTABILITY AND FITNESS FOR A PARTICULAR PURPOSE ARE DISCLAIMED. IN NO EVENT SHALL THE COPYRIGHT HOLDER OR CONTRIBUTORS BE LIABLE FOR ANY DIRECT, INDIRECT, INCIDENTAL, SPECIAL, EXEMPLARY, OR CONSEQUENTIAL DAMAGES (INCLUDING, BUT NOT LIMITED TO, PROCUREMENT OF SUBSTITUTE GOODS OR SERVICES; LOSS OF USE, DATA, OR PROFITS; OR BUSINESS INTERRUPTION) HOWEVER CAUSED AND ON ANY THEORY OF LIABILITY, WHETHER IN CONTRACT, STRICT LIABILITY, OR TORT (INCLUDING NEGLIGENCE OR OTHERWISE) ARISING IN ANY WAY OUT OF THE USE OF THIS SOFTWARE, EVEN IF ADVISED OF THE POSSIBILITY OF SUCH DAMAGE.

===== 4th party dependency =====  
com.jgoodies, BSD license,

Copyright (c) 2009-2014 JGoodies Software GmbH. All rights reserved.

Redistribution and use in source and binary forms, with or without modification, are permitted provided that the following conditions are met:

- o Redistributions of source code must retain the above copyright notice, this list of conditions and the following disclaimer.
- o Redistributions in binary form must reproduce the above copyright notice, this list of conditions and the following disclaimer in the documentation and/or other materials provided with the distribution.
- o Neither the name of JGoodies Software GmbH nor the names of its contributors may be used to endorse or promote products derived from this software without specific prior written permission.

THIS SOFTWARE IS PROVIDED BY THE COPYRIGHT HOLDERS AND CONTRIBUTORS "AS IS" AND ANY EXPRESS OR IMPLIED WARRANTIES, INCLUDING, BUT NOT LIMITED TO, THE IMPLIED WARRANTIES OF MERCHANTABILITY AND FITNESS FOR A PARTICULAR PURPOSE ARE DISCLAIMED. IN NO EVENT SHALL THE COPYRIGHT OWNER OR CONTRIBUTORS BE LIABLE FOR ANY DIRECT, INDIRECT, INCIDENTAL, SPECIAL, EXEMPLARY, OR CONSEQUENTIAL DAMAGES (INCLUDING, BUT NOT LIMITED TO, PROCUREMENT OF SUBSTITUTE GOODS OR SERVICES; LOSS OF USE, DATA, OR PROFITS; OR BUSINESS INTERRUPTION) HOWEVER CAUSED AND ON ANY THEORY OF LIABILITY, WHETHER IN CONTRACT, STRICT

LIABILITY, OR TORT (INCLUDING NEGLIGENCE OR OTHERWISE) ARISING IN ANY WAY OUT OF THE USE OF THIS SOFTWARE, EVEN IF ADVISED OF THE POSSIBILITY OF SUCH DAMAGE.

+++++ xstream, v1.4.8, BSD Copyright (c) 2003-2006, Joe Walnes  
Copyright (c) 2006-2015, XStream Committers All rights reserved.

Redistribution and use in source and binary forms, with or without modification, are permitted provided that the following conditions are met: Redistributions of source code must retain the above copyright notice, this list of conditions and the following disclaimer. Redistributions in binary form must reproduce the above copyright notice, this list of conditions and the following disclaimer in the documentation and/or other materials provided with the distribution. Neither the name of XStream nor the names of its contributors may be used to endorse or promote products derived from this software without specific prior written permission.

THIS SOFTWARE IS PROVIDED BY THE COPYRIGHT HOLDERS AND CONTRIBUTORS "AS IS" AND ANY EXPRESS OR IMPLIED WARRANTIES, INCLUDING, BUT NOT LIMITED TO, THE IMPLIED WARRANTIES OF MERCHANTABILITY AND FITNESS FOR A PARTICULAR PURPOSE ARE DISCLAIMED. IN NO EVENT SHALL THE COPYRIGHT OWNER OR CONTRIBUTORS BE LIABLE FOR ANY DIRECT, INDIRECT, INCIDENTAL, SPECIAL, EXEMPLARY, OR CONSEQUENTIAL DAMAGES (INCLUDING, BUT NOT LIMITED TO, PROCUREMENT OF SUBSTITUTE GOODS OR SERVICES; LOSS OF USE, DATA, OR PROFITS; OR BUSINESS INTERRUPTION) HOWEVER CAUSED AND ON ANY THEORY OF LIABILITY, WHETHER IN CONTRACT, STRICT LIABILITY, OR TORT (INCLUDING NEGLIGENCE OR OTHERWISE) ARISING IN ANY WAY OUT OF THE USE OF THIS SOFTWARE, EVEN IF ADVISED OF THE POSSIBILITY OF SUCH DAMAGE.

+++++ commons-beanutils, v1.7.0, Apache 2.0

Apache Commons BeanUtils

Copyright 2000-2016 The Apache Software Foundation

This product includes software developed at The Apache Software Foundation (<http://www.apache.org/>).

+++++

commons-logging, v1.2, Apache 2.0

Apache Commons Logging

Copyright 2003-2014 The Apache Software Foundation

This product includes software developed at The Apache Software Foundation (<http://www.apache.org/>).

+++++

foxtrot, v2.0, BSD

LICENSE

Copyright 2014 Flipkart Internet Pvt. Ltd.

Licensed under the Apache License, Version 2.0 (the "License"); you may not use this file except in compliance with the License. You may obtain a copy of the License at

<http://www.apache.org/licenses/LICENSE-2.0>

+++++

## Liquibase 4.17.0

Apache License Version 2.0  
January 2004  
<http://www.apache.org/licenses/>

### TERMS AND CONDITIONS FOR USE, REPRODUCTION, AND DISTRIBUTION

#### 1. Definitions.

"License" shall mean the terms and conditions for use, reproduction, and distribution as defined by Sections 1 through 9 of this document.

"Licensor" shall mean the copyright owner or entity authorized by the copyright owner that is granting the License.

"Legal Entity" shall mean the union of the acting entity and all other entities that control, are controlled by, or are under common control with that entity. For the purposes of this definition, "control" means (i) the power, direct or indirect, to cause the direction or management of such entity, whether by contract or otherwise, or (ii) ownership of fifty percent (50%) or more of the outstanding shares, or (iii) beneficial ownership of such entity.

"You" (or "Your") shall mean an individual or Legal Entity exercising permissions granted by this License.

"Source" form shall mean the preferred form for making modifications, including but not limited to software source code, documentation source, and configuration files.

"Object" form shall mean any form resulting from mechanical transformation or translation of a Source form, including but not limited to compiled object code, generated documentation, and conversions to other media types.

"Work" shall mean the work of authorship, whether in Source or Object form, made available under the License, as indicated by a copyright notice that is included in or attached to the work (an example is provided in the Appendix below).

"Derivative Works" shall mean any work, whether in Source or Object form, that is based on (or derived from) the Work and for which the editorial revisions, annotations, elaborations, or other modifications represent, as a whole, an original work of authorship. For the purposes of this License, Derivative Works shall not include works that remain separable from, or merely link (or bind by name) to the interfaces of, the Work and Derivative Works thereof.

"Contribution" shall mean any work of authorship, including the original version of the Work and any modifications or additions to that Work or Derivative Works thereof, that is intentionally submitted to Licensor for inclusion in the Work by the copyright owner or by an individual or Legal Entity authorized to submit on behalf of the copyright owner. For the purposes of this definition, "submitted" means any form of electronic, verbal, or written communication sent to the Licensor or its representatives, including but not limited to communication on electronic mailing lists, source code control systems, and issue tracking systems that are managed by, or on behalf of, the Licensor for the purpose of discussing and improving the Work, but excluding communication that is conspicuously marked or otherwise designated in writing by the copyright owner as "Not a Contribution."

"Contributor" shall mean Licensor and any individual or Legal Entity on behalf of whom a Contribution has been received by Licensor and subsequently incorporated within the Work.

2. Grant of Copyright License. Subject to the terms and conditions of this License, each Contributor hereby grants to You a perpetual, worldwide, non-exclusive, no-charge, royalty-free, irrevocable copyright license to reproduce, prepare Derivative Works of, publicly display, publicly perform, sublicense, and distribute the Work and such Derivative Works in Source or Object form.

3. Grant of Patent License. Subject to the terms and conditions of this License, each Contributor hereby grants to You a perpetual, worldwide, non-exclusive, no-charge, royalty-free, irrevocable (except as stated in this section) patent license to make, have made, use, offer to sell, sell, import, and otherwise transfer the Work, where such license applies only to those patent claims licensable by such Contributor that are necessarily infringed by their Contribution(s) alone or by combination of their Contribution(s) with the Work to which such Contribution(s) was submitted. If You institute patent litigation against any entity (including a cross-claim or counterclaim in a lawsuit) alleging that the Work or a Contribution incorporated within the Work constitutes direct or contributory patent infringement, then any patent licenses granted to You under this License for that Work shall terminate as of the date such litigation is filed.

4. Redistribution. You may reproduce and distribute copies of the Work or Derivative Works thereof in any medium, with or without modifications, and in Source or Object form, provided that You meet the following conditions:

(a) You must give any other recipients of the Work or Derivative Works a copy of this License; and

(b) You must cause any modified files to carry prominent notices stating that You changed the files; and

(c) You must retain, in the Source form of any Derivative Works that You distribute, all copyright, patent, trademark, and attribution notices from the Source form of the Work, excluding those notices that do not pertain to any part of the Derivative Works; and

(d) If the Work includes a "NOTICE" text file as part of its distribution, then any Derivative Works that You distribute must include a readable copy of the attribution notices contained within such NOTICE file, excluding those notices that do not pertain to any part of the Derivative Works, in at least one of the following places: within a NOTICE text file distributed as part of the Derivative Works; within the Source form or documentation, if provided along with the Derivative Works; or, within a display generated by the Derivative Works, if and wherever such third-party notices normally appear. The contents of the NOTICE file are for informational purposes only and do not modify the License. You may add Your own attribution notices within Derivative Works that You distribute, alongside or as an addendum to the NOTICE text from the Work, provided that such additional attribution notices cannot be construed as modifying the License.

You may add Your own copyright statement to Your modifications and may provide additional or different license terms and conditions for use, reproduction, or distribution of Your modifications, or for any such Derivative Works as a whole, provided Your use, reproduction, and distribution of the Work otherwise complies with the conditions stated in this License.

5. Submission of Contributions. Unless You explicitly state otherwise, any Contribution intentionally submitted for inclusion in the Work by You to the Licensor shall be under the terms and conditions of this License, without any additional terms or conditions. Notwithstanding the above, nothing herein shall supersede or modify the terms of any separate license agreement you may have executed with Licensor regarding such Contributions.

6. Trademarks. This License does not grant permission to use the trade names, trademarks, service marks, or product names of the Licensor, except as required for reasonable and customary use in describing the origin of the Work and reproducing the content of the NOTICE file.

7. Disclaimer of Warranty. Unless required by applicable law or agreed to in writing, Licensor provides the Work (and each Contributor provides its Contributions) on an "AS IS" BASIS, WITHOUT WARRANTIES OR CONDITIONS OF ANY KIND, either express or implied, including, without limitation, any warranties or conditions of TITLE, NON-INFRINGEMENT, MERCHANTABILITY, or FITNESS FOR A PARTICULAR PURPOSE. You are solely responsible for determining the appropriateness of using or redistributing the Work and assume any risks associated with Your exercise of permissions under this License.

8. Limitation of Liability. In no event and under no legal theory, whether in tort (including negligence), contract, or otherwise, unless required by applicable law (such as deliberate and grossly negligent acts) or agreed to in writing, shall any Contributor be liable to You for damages, including any direct, indirect, special, incidental, or consequential damages of any character arising as a result of this License or out of the use or inability to use the Work (including but not limited to damages for loss of goodwill, work stoppage, computer failure or malfunction, or any and all other commercial damages or losses), even if such Contributor has been advised of the possibility of such damages.

9. Accepting Warranty or Additional Liability. While redistributing the Work or Derivative Works thereof, You may choose to offer, and charge a fee for, acceptance of support, warranty, indemnity, or other liability obligations and/or rights consistent with this License. However, in accepting such obligations, You may act only on Your own behalf and on Your sole responsibility, not on behalf of any other Contributor, and only if You agree to indemnify, defend, and hold each Contributor harmless for any liability incurred by, or claims asserted against, such Contributor by reason of your accepting any such warranty or additional liability.

END OF TERMS AND CONDITIONS APPENDIX

APPENDIX: How to apply the Apache License to your work.

To apply the Apache License to your work, attach the following boilerplate notice, with the fields enclosed by brackets "[ ]" replaced with your own identifying information. (Don't include the brackets!) The text should be enclosed in the appropriate comment syntax for the file format. We also recommend that a file or class name and description of purpose be included on the same "printed page" as the copyright notice for easier identification within third-party archives.

Copyright 2022 Liquibase Inc.

Licensed under the Apache License, Version 2.0 (the "License"); you may not use this file except in compliance with the License. You may obtain a copy of the License at

<http://www.apache.org/licenses/LICENSE-2.0>

Unless required by applicable law or agreed to in writing, software distributed under the License is distributed on an "AS IS" BASIS, WITHOUT WARRANTIES OR CONDITIONS OF ANY KIND, either express or implied. See the License for the specific language governing permissions and limitations under the License.

=====

## LIST OF FOURTH-PARTY DEPENDENCIES, its Licenses &amp; copyright notices

=====

=====

snakeyaml - Apache 2.0

Copyright (c) 2008, <http://www.snakeyaml.org> Licensed under the Apache License, Version 2.0 (the "License"); you may not use this file except in compliance with the License. You may obtain a copy of the License at

<http://www.apache.org/licenses/LICENSE-2.0>

Unless required by applicable law or agreed to in writing, software distributed under the License is distributed on an "AS IS" BASIS, WITHOUT WARRANTIES OR CONDITIONS OF ANY KIND, either express or implied. See the License for the specific language governing permissions and limitations under the License.

=====

=====

opencsv - Apache 2.0

Copyright 2005 Bytecode Pty Ltd.

=====

=====

commons-lang3

commons-text

commons-beanutils

commons-logging

commons-collections4

Apache 2.0 Licensed

Copyright © 2021 The Apache Software Foundation. All Rights Reserved.

=====

=====

picocli - Apache 2.0

Copyright 2017 Remko Popma

Licensed under the Apache License, Version 2.0 (the "License"); you may not use this file except in compliance with the License. You may obtain a copy of the License at

<http://www.apache.org/licenses/LICENSE-2.0>

Unless required by applicable law or agreed to in writing, software distributed under the License is distributed on an "AS IS" BASIS, WITHOUT WARRANTIES OR CONDITIONS OF ANY KIND, either express or implied. See the License for the specific language governing permissions and limitations under the License.

===LICENCES

Apache 2.0

Apache License

Version 2.0,

January 2004 <http://www.apache.org/licenses/>

## TERMS AND CONDITIONS FOR USE, REPRODUCTION, AND DISTRIBUTION

1. Definitions. "License" shall mean the terms and conditions for use, reproduction, and distribution as defined by Sections 1 through 9 of this document. "Licensor" shall mean the copyright owner or entity authorized by the copyright owner that is granting the License. "Legal Entity" shall mean the union of the acting entity and all other entities that control, are controlled by, or are under common control with that entity. For the purposes of this definition, "control" means (i) the power, direct or indirect, to cause the direction or management of such entity, whether by contract or otherwise, or (ii) ownership of fifty percent (50%) or more of the outstanding shares, or (iii) beneficial ownership of such entity. "You" (or "Your") shall mean an individual or Legal Entity exercising permissions granted by this License. "Source" form shall mean the preferred form for making modifications, including but not limited to software source code, documentation source, and configuration files. "Object" form shall mean any form resulting from mechanical transformation or translation of a Source form, including but not limited to compiled object code, generated documentation, and conversions to other media types. "Work" shall mean the work of authorship, whether in Source or Object form, made available under the License, as indicated by a copyright notice that is included in or attached to the work (an example is provided in the Appendix below). "Derivative Works" shall mean any work, whether in Source or Object form, that is based on (or derived from) the Work and for which the editorial revisions, annotations, elaborations, or other modifications represent, as a whole, an original work of authorship. For the purposes of this License, Derivative Works shall not include works that remain separable from, or merely link (or bind by name) to the interfaces of, the Work and Derivative Works thereof. "Contribution" shall mean any work of authorship, including the original version of the Work and any modifications or additions to that Work or Derivative Works thereof, that is intentionally submitted to Licensor for inclusion in the Work by the copyright owner or by an individual or Legal Entity authorized to submit on behalf of the copyright owner. For the purposes of this definition, "submitted" means any form of electronic, verbal, or written communication sent to the Licensor or its representatives, including but not limited to communication on electronic mailing lists, source code control systems, and issue tracking systems that are managed by, or on behalf of, the Licensor for the purpose of discussing and improving the Work, but excluding communication that is conspicuously marked or otherwise designated in writing by the copyright owner as "Not a Contribution." "Contributor" shall mean Licensor and any individual or Legal Entity on behalf of whom a Contribution has been received by Licensor and subsequently incorporated within the Work.

2. Grant of Copyright License. Subject to the terms and conditions of this License, each Contributor hereby grants to You a perpetual, worldwide, non-exclusive, no-charge, royalty-free, irrevocable copyright license to reproduce, prepare Derivative Works of, publicly display, publicly perform, sublicense, and distribute the Work and such Derivative Works in Source or Object form.

3. Grant of Patent License. Subject to the terms and conditions of this License, each Contributor hereby grants to You a perpetual, worldwide, non-exclusive, no-charge, royalty-free, irrevocable (except as stated in this section) patent license to make, have made, use, offer to sell, sell, import, and otherwise transfer the Work, where such license applies only to those patent claims licensable by such Contributor that are necessarily infringed by their Contribution(s) alone or by combination of their Contribution(s) with the Work to which such Contribution(s) was submitted. If You institute patent litigation against any entity (including a cross-claim or counterclaim in a



lawsuit) alleging that the Work or a Contribution incorporated within the Work constitutes direct or contributory patent infringement, then any patent licenses granted to You under this License for that Work shall terminate as of the date such litigation is filed.

4. Redistribution. You may reproduce and distribute copies of the Work or Derivative Works thereof in any medium, with or without modifications, and in Source or Object form, provided that You meet the following conditions: You must give any other recipients of the Work or Derivative Works a copy of this License; and You must cause any modified files to carry prominent notices stating that You changed the files; and You must retain, in the Source form of any Derivative Works that You distribute, all copyright, patent, trademark, and attribution notices from the Source form of the Work, excluding those notices that do not pertain to any part of the Derivative Works; and If the Work includes a "NOTICE" text file as part of its distribution, then any Derivative Works that You distribute must include a readable copy of the attribution notices contained within such NOTICE file, excluding those notices that do not pertain to any part of the Derivative Works, in at least one of the following places: within a NOTICE text file distributed as part of the Derivative Works; within the Source form or documentation, if provided along with the Derivative Works; or, within a display generated by the Derivative Works, if and wherever such third-party notices normally appear. The contents of the NOTICE file are for informational purposes only and do not modify the License. You may add Your own attribution notices within Derivative Works that You distribute, alongside or as an addendum to the NOTICE text from the Work, provided that such additional attribution notices cannot be construed as modifying the License. You may add Your own copyright statement to Your modifications and may provide additional or different license terms and conditions for use, reproduction, or distribution of Your modifications, or for any such Derivative Works as a whole, provided Your use, reproduction, and distribution of the Work otherwise complies with the conditions stated in this License.

5. Submission of Contributions. Unless You explicitly state otherwise, any Contribution intentionally submitted for inclusion in the Work by You to the Licensor shall be under the terms and conditions of this License, without any additional terms or conditions. Notwithstanding the above, nothing herein shall supersede or modify the terms of any separate license agreement you may have executed with Licensor regarding such Contributions.

6. Trademarks. This License does not grant permission to use the trade names, trademarks, service marks, or product names of the Licensor, except as required for reasonable and customary use in describing the origin of the Work and reproducing the content of the NOTICE file.

7. Disclaimer of Warranty. Unless required by applicable law or agreed to in writing, Licensor provides the Work (and each Contributor provides its Contributions) on an "AS IS" BASIS, WITHOUT WARRANTIES OR CONDITIONS OF ANY KIND, either express or implied, including, without limitation, any warranties or conditions of TITLE, NON-INFRINGEMENT, MERCHANTABILITY, or FITNESS FOR A PARTICULAR PURPOSE. You are solely responsible for determining the appropriateness of using or redistributing the Work and assume any risks associated with Your exercise of permissions under this License.

8. Limitation of Liability. In no event and under no legal theory, whether in tort (including negligence), contract, or otherwise, unless required by applicable law (such as deliberate and grossly negligent acts) or agreed to in writing, shall any Contributor be liable to You for damages, including any direct, indirect, special, incidental, or consequential damages of any character arising as a result of this License or out of the use or inability to use the Work (including but not limited to damages for loss of goodwill, work stoppage, computer failure or malfunction, or any and all other commercial damages or losses), even if such Contributor has been advised of the possibility of such damages.

9. Accepting Warranty or Additional Liability. While redistributing the Work or Derivative Works thereof, You may choose to offer, and charge a fee for, acceptance of support, warranty, indemnity, or other liability obligations and/or rights consistent with this License. However, in accepting such obligations, You may act only on Your own behalf and on Your sole responsibility, not on behalf of any other Contributor, and only if You agree to indemnify, defend, and hold each Contributor harmless for any liability incurred by, or claims asserted against, such Contributor by reason of your accepting any such warranty or additional liability.

END OF TERMS AND CONDITIONS

=====  
===== javax.xml.bind:jaxb-api (2.3.2 and higher) =====  
=====  
===== Notices for Eclipse Project for JAXB

-----  
This content is produced and maintained by the Eclipse Project for JAXB project.

Project home: <https://projects.eclipse.org/projects/ee4j.jaxb>

Trademarks

Eclipse Project for JAXB is a trademark of the Eclipse Foundation.

Copyright All content is the property of the respective authors or their employers. For more information regarding authorship of content, please consult the listed source code repository logs.

Declared Project Licenses This program and the accompanying materials are made available under the terms of the Eclipse Distribution License v. 1.0 which is available at <http://www.eclipse.org/org/documents/edl-v10.php>.

SPDX-License-Identifier: BSD-3-Clause

Source Code The project maintains the following source code repositories:

<https://github.com/eclipse-ee4j/jaxb-api>

Third-party Content

This project leverages the following third party content.

None

Cryptography

Content may contain encryption software. The country in which you are currently may have restrictions on the import, possession, and use, and/or re-export to another country, of encryption software. BEFORE using any encryption software, please check the country's laws, regulations and policies concerning the import, possession, or use, and re-export of encryption software, to see if this is permitted.

License

-----

Copyright (c) 2017, 2018 Oracle and/or its affiliates. All rights reserved.

Redistribution and use in source and binary forms, with or without modification, are permitted provided that the following conditions are met:

- Redistributions of source code must retain the above copyright notice, this list of conditions and the following disclaimer.
- Redistributions in binary form must reproduce the above copyright notice, this list of conditions and the following disclaimer in the documentation and/or other materials provided with the distribution.
- Neither the name of the Eclipse Foundation, Inc. nor the names of its contributors may be used to endorse or promote products derived from this software without specific prior written permission.

THIS SOFTWARE IS PROVIDED BY THE COPYRIGHT HOLDERS AND CONTRIBUTORS "AS IS" AND ANY EXPRESS OR IMPLIED WARRANTIES, INCLUDING, BUT NOT LIMITED TO, THE IMPLIED WARRANTIES OF MERCHANTABILITY AND FITNESS FOR A PARTICULAR PURPOSE ARE DISCLAIMED. IN NO EVENT SHALL THE COPYRIGHT OWNER OR CONTRIBUTORS BE LIABLE FOR ANY DIRECT, INDIRECT, INCIDENTAL, SPECIAL, EXEMPLARY, OR CONSEQUENTIAL DAMAGES (INCLUDING, BUT NOT LIMITED TO, PROCUREMENT OF SUBSTITUTE GOODS OR SERVICES; LOSS OF USE, DATA, OR PROFITS; OR BUSINESS INTERRUPTION) HOWEVER CAUSED AND ON ANY THEORY OF LIABILITY, WHETHER IN CONTRACT, STRICT LIABILITY, OR TORT (INCLUDING NEGLIGENCE OR OTHERWISE) ARISING IN ANY WAY OUT OF THE USE OF THIS SOFTWARE, EVEN IF ADVISED OF THE POSSIBILITY OF SUCH DAMAGE.

## StringTemplate 4.3.4

The BSD License]

Copyright (c) 2011- 2013 Terence Parr

All rights reserved.

Redistribution and use in source and binary forms, with or without modification, are permitted provided that the following conditions are met:

Redistributions of source code must retain the above copyright notice, this list of conditions and the following disclaimer.

Redistributions in binary form must reproduce the above copyright notice, this list of conditions and the following disclaimer in the documentation and/or other materials provided with the distribution.

Neither the name of the author nor the names of its contributors may be used to endorse or promote products derived from this software without specific prior written permission.

THIS SOFTWARE IS PROVIDED BY THE COPYRIGHT HOLDERS AND CONTRIBUTORS "AS IS" AND ANY EXPRESS OR IMPLIED WARRANTIES, INCLUDING, BUT NOT LIMITED TO, THE IMPLIED WARRANTIES OF MERCHANTABILITY AND FITNESS FOR A PARTICULAR PURPOSE ARE DISCLAIMED. IN NO EVENT SHALL THE COPYRIGHT OWNER OR CONTRIBUTORS BE LIABLE FOR ANY DIRECT, INDIRECT, INCIDENTAL, SPECIAL, EXEMPLARY, OR CONSEQUENTIAL DAMAGES (INCLUDING, BUT NOT LIMITED TO, PROCUREMENT OF SUBSTITUTE GOODS OR SERVICES; LOSS OF USE, DATA, OR PROFITS; OR BUSINESS INTERRUPTION) HOWEVER CAUSED AND ON ANY THEORY OF LIABILITY, WHETHER IN CONTRACT, STRICT LIABILITY, OR TORT (INCLUDING NEGLIGENCE OR OTHERWISE) ARISING IN ANY WAY OUT OF THE USE OF THIS SOFTWARE, EVEN IF ADVISED OF THE POSSIBILITY OF SUCH DAMAGE.

Developer's Certificate of Origin

All contributors to StringTemplate v4 must formally agree to abide by the certificate of origin by signing on the bottom of that document. To contribute:

fork the StringTemplate v4 github repository

make your changes

[first time contributors]: sign contributors.txt by adding your github userid, full name, email address (you can obscure your e-mail, but it must be computable by human), and date.

commit your changes

send a pull request

After you have signed once, you don't have to sign future pull requests. We can merge by simply checking to see your name is in the contributors file.

# 1

## Changes in Release 23.2 for *Oracle SQLcl User's Guide*

This section lists the changes for this release.

### **New Features**

New features in this release are:

- New commands for creating and managing stored connections.  
See [Managing Stored Connections](#)

# 2

## Using Oracle SQLcl

Oracle SQLcl (SQL Developer Command Line) is a Java-based command-line interface for Oracle Database. Using SQLcl, you can execute SQL and PL/SQL statements interactively or as a batch file. SQLcl provides inline editing, statement completion, command recall, and also supports existing SQL\*Plus scripts.

Oracle SQLcl is available for download from Oracle Technology Network.

### Note:

- To run SQLcl, you need to install Oracle Java 11 or later versions. If the Java version is less than 11, then the SQLcl installation fails with the following error message: Error: A JNI error has occurred, please check your installation and try again Exception in thread "main" java.lang.UnsupportedClassVersionError:.. Check the Java version using the `java -version` command.
- On Windows, Java is searched for in the following directories:
  - For SQLcl (sql.exe):  
`..\..\jdk\jre\bin;%JAVA_HOME%\bin;%PATH%;%ORACLE_HOME%\jdk\jre\bin`
  - For SQLcl installed with Oracle Database:  
`%JAVA_HOME%\bin;%PATH%;..\jdk\jre\bin;%ORACLE_HOME%\jdk\jre\bin`
- If the Java file is not found in those directories, Java is searched for in the registry, the minimum version (version more than or equal to) being 11.0.9.
- JavaScript is not included with Oracle Java 14 and later versions. It is recommended to download and install [GraalVM](#), and then install JavaScript on GraalVM by using the command `gu install js` ( see [Getting Started with GraalVM JavaScript](#)).

This chapter contains the following topics:

- [Alphabetic List of SQLcl Commands](#)
- [List of Unsupported SQL\\*Plus Commands and Features](#)
- [Starting and Leaving SQLcl](#)
- [Starting Up and Shutting Down a Database](#)
- [Entering and Executing Commands](#)
- [Manipulating SQL, SQLcl, and PL/SQL Commands](#)
- [Formatting Query Results](#)
- [Accessing Databases](#)

- [Miscellaneous Commands](#)
- [Loading a File](#)
- [Calling Oracle Cloud Infrastructure REST APIs Using the OCI Command](#)

## 2.1 Alphabetic List of SQLcl Commands

```
@{url | file_name[.ext]} [arg ...]
@@ { url | file_name[.ext] } [arg ...]
/ (slash)
ACC[EPT] variable [NUM[BER] | CCHAR | DATE | BINARY_FLOAT | BINARY_DOUBLE]
[FOR[MAT] format] [DEF[AULT] default] [PROMPT text | NOPR[OMPT]] [HIDE]
ALIAS [<name>=<SQL statement>;| LOAD [<filename>]|SAVE [<filename>] | LIST
[<NAME>] | DROP <name> | DESC <name> <Description String>]
APEX [export <application_id>]
A[PPEND] text
ARCHIVE LOG LIST
ARG[UMENT] OPTIONS See Defining Parameters in SQLcl Scripts Using the ARGUMENT Command
BRE[AK] [ON report_element [action [action]]] ...
BRIDGE
BTI[TLE] [printspect [text | variable] ...] | [ON | OFF]
CD [<directory>]
C[HANGE] sepchar old [sepchar [new [sepchar]]]
CL[EAR] option ...
COL[UMN] [{column | expr} [option ...]]
COMP[UTE] [function [LAB[EL] text] ... OF {expr | column | alias} ...ON
{expr | column | alias | REPORT | ROW} ...]
CONN[ECT] [{<logon>| / |proxy} [AS {SYSOPER | SYSDBA | SYSASM}]
[edition=value]]
CTAS table new_table
COPY {FROM database | TO database | FROM database TO database} {APPEND |
CREATE | INSERT | REPLACE | APPEND_BYTE | CREATE_BYTE | REPLACE_BYTE}
destination_table[(column, column, column, ...)] USING query
DDL [object_name [type] [SAVE filename]]
DEF[INE] [variable] | [variable = text]
DEL [n | n m | n * | n LAST | * | * n | * LAST | LAST]
DESC[RIBE] [{schema.}object[@connect_identifier]]
```

DG

DISC[ONNECT]

ED[IT] [*file\_name* [.ext]]

EXEC[UTE] *statement*

{EXIT | QUIT} [SUCCESS | FAILURE | WARNING | *n* | *variable* | :*BindVariable*]  
[COMMIT | ROLLBACK]

FIND [<filename>]

FORMAT [BUFFER | RULES <filename> | FILE <input\_file> <output\_file>]

GET [FILE] *file\_name* [.ext] [LIST | NOLIST]

HELP | ? [*topic*]

HISTORY [index | FULL | USAGE | SCRIPT | TIME | CLEAR (SESSION)?]

HO[ST] [*command*]

INFO[RMATION] {[*schema.*]object[@*connect\_identifier*]}

I[NPUT] [*text*]

L[IST] [*n* | *n m* | *n \** | *n LAST* | \* | \* *n* | \* LAST | LAST]

LOAD [*schema.*]table\_name[@*db\_link*] *file\_name*

OERR <*facility*> <*error*>

PASSW[ORD] [*username*]

PAU[SE] [*text*]

PRINT [*variable ...*]

PRO[MPT] [*text*]

{QUIT | EXIT} [SUCCESS | FAILURE | WARNING | *n* | *variable* | :*BindVariable*]  
[COMMIT | ROLLBACK]

REM[ARK]

REPEAT <*iterations*> <*sleep*>

REST [export [<module\_name> | <module\_prefix>] | *modules* | *privileges* | *schemas*]

R[UN]

SAV[E] [*FILE*] *file\_name* [.ext] [CRE[ATE] | REP[LACE] | APP[END]]

SCRIPT <*script file*>

SET *system\_variable* *value*

SHO[W] [*option*]

SHUTDOWN [ABORT | IMMEDIATE | NORMAL | TRANSACTIONAL [LOCAL]]

SODA

SPO[OL] [*filename* [.ext]] [CRE[ATE] | REP[LACE] | APP[END]] | OFF | OUT]



```

SSTUNNEL <username>@<hostname> -i <identity_file> [-L
localPort:Remotehost:RemotePort]

STA[RT] { url | file_name[.ext] } [arg ...]

STARTUP db_options | cdb_options | upgrade_options

STORE {SET} file_name[.ext] [CRE[ATE] | REP[LACE] | APP[END]]

TNSPING <address>

TTI[TLE] [printspecc [text | variable] ...] | [ON | OFF]

UNDEF[INE] variable ...

WHENEVER OSERROR {EXIT [SUCCESS | FAILURE | n | variable | :BindVariable]
[COMMIT | ROLLBACK] | CONTINUE[COMMIT | ROLLBACK | NONE]}

WHENEVER SQLERROR {EXIT [SUCCESS | FAILURE | WARNING | n | variable
| :BindVariable] [COMMIT | ROLLBACK] | CONTINUE [COMMIT | ROLLBACK |
NONE]}

WHICH <filename>

XQUERY xquery_statement

```

**Note:**

You can use the up and down arrow keys to cycle through the previous 100 statements or scripts.

## 2.1.1 Defining Parameters in SQLcl Scripts Using the ARGUMENT Command

The `ARGUMENT` command enables you to define SQL\*Plus parameters that are passed to SQLcl scripts. This command adds a `DEFINE` for the parameter if the parameter does not exist.

Parameters are passed by position to scripts where they are assigned a number starting with one for each position. Therefore, to supply a value for parameter 1, use argument 1 [options]; for parameter 2, use argument 2 [options], and so on. See [Passing Parameters through the START Command](#) in the *Oracle SQL\*Plus User's Guide* for more information.

**Syntax**

```
argument|arg OPTIONS
```

Use the `SET PARAMETERPOLICY` command to control parameter retention. The parameter retention applies to all parameters whether defined using this command or not.

When `SET PARAMETERPOLICY` is `SHARE` (default), defined variables retain their values until you:

- Enter a new `DEFINE` command referencing the variable.
- Enter an `UNDEFINE` command referencing the variable.
- Enter an `ACCEPT` command referencing the variable.
- Reference the variable in the `NEW_VALUE` or `OLD_VALUE` clause of a `COLUMN` command and then reference the column in a `SELECT` command.
- Exit SQLcl.

When `SET PARAMETERPOLICY` is `ISOLATE`:

- Parameter settings are saved and undefined at the start of the script.
- On return from the script, the saved parameters are restored.
- Parameter settings in called scripts do not affect the containing script.

The `SET PARAMETERPOLICY` command must be specified before the script is called. If `SET PARAMETERPOLICY` is set to `ISOLATE` within a script, parameters are removed on return. Parameters cannot be reset as the values were not saved at the start of the script.

## Options

Option	Description
<b>Required</b>	
<code>arg_num</code>	The position of the parameter relative to 1.
<code>action {default prompt}</code>	The argument action to take when a parameter is not already defined. <ul style="list-style-type: none"> <li>• <code>prompt</code>: Prompts the user for the parameter value and sets it.</li> <li>• <code>default</code>: Sets the default value.</li> </ul>
<code>action_value</code>	The value to specify for the parameter or the string for prompting the user for the value. Values containing spaces must be enclosed in double quotes.
<b>Optional</b>	
<code>comment {comment}</code>	Associate a comment with the parameter. {comment} - Associate the comment value specified with the parameter.
<code>comment_value</code>	The comment to associate with the parameter. Values containing spaces must be enclosed in double quotes.

## Examples

**Example 1** - The following example uses the `ARGUMENT` command to define two parameters in a script (`script.sql`).

```
script.sql:
prompt 'Give value for 1 or prompt for it: &1'
prompt 'Give value for 99 or prompt for it: &99'
```

```
Connected to:
Oracle Database 19c Enterprise Edition Release 19.0.0.0.0 - Production
Version 19.3.0.0.0
SQL> arg 99 default 99_set
/* 99 shared with script.sql */
```

```
SQL> @script.sql
Enter value for 1: x
'Give value for 1 or prompt for it: x'
'Give value for 99 or prompt for it: 99_set'
SQL> exit
Disconnected from Oracle Database 19c Enterprise Edition Release
19.0.0.0.0 - Production
Version 19.3.0.0.0
```

**Example 2 - The following example illustrates how the `SET PARAMETERPOLICY ISOLATE` is used to redefine parameters every time the script is called.**

```
SQL> set parameterpolicy isolate
SQL> arg 99 default 99_set
/* 99 is not passed to the script, so prompted for */

SQL> @script.sql
Enter value for 1: x2
'Give value for 1 or prompt for it: x2'
Enter value for 99: x99
'Give value for 99 or prompt for it: x99'
/* 99 restored - set back to the original value when script.sql
finishes */

SQL> define 99
DEFINE 99          = "99_set" (CHAR)
```

## 2.2 List of Unsupported SQL\*Plus Commands and Features

### Commands

- REPHEADER
- REPFOOTER
- TIMING

The `TIMING` command is replaced by the `SET TIMING` command.

### System Variables and Environment Settings through the `SET` Command

- describe
- flagger
- fullcolname
- logsource
- loboffset
- markup
- recsep
- shiftinout

- `sqlterminator`
- `underline`
- `xmloptimizationcheck`

## 2.3 Starting and Leaving SQLcl

### Note:

#### Startup and Login Scripts

When you start SQLcl, it looks for a `startup.sql` script. This script is run only once during the program's runtime.

For every connection, SQLcl looks for a `login.sql` file. This file is run for every connection created.

The `Show Login` command displays the location of the `login.sql` file and verifies whether the file exists or not.

#### Logging In and Logging Out

Use the following commands to log in to and out of SQLcl.

```
SQL [[option] [logon | /NOLOG] [start]]
```

where *option* has the following syntax:

```
-H[ELP] | -V[ERSION] | [ [-C[OMPATIBILITY] x.y[.z]]] [-L[OGON]] [-NOLOGINTIME]
[-R[ESTRICT] {1 | 2 | 3}] [-S[ILENT]] [-AC]]
```

where *logon* has the following syntax:

```
{username[/password] [@connect_identifier] | /} [AS {SYSASM | SYSBACKUP | SYSDBA |
SYSDG | SYSOPER | SYSRAC | SYSKM}] [edition=value]
```

and where *start* has the following syntax:

```
@{url | file_name[.ext]} [arg ...]
```

```
{EXIT | QUIT} [SUCCESS | FAILURE | WARNING | n | variable | :BindVariable]
[COMMIT | ROLLBACK]
```

Commits or rolls back all pending changes, logs out of Oracle, terminates SQLcl and returns control to the operating system.

```
{QUIT | EXIT} [SUCCESS | FAILURE | WARNING | n | variable | :BindVariable]
[COMMIT | ROLLBACK]
```

Commits or rolls back all pending changes, logs out of Oracle, terminates SQLcl and returns control to the operating system.

## Setting JVM Options

To set an Oracle Java Virtual Machine (JVM) option in SQLcl, use the following environment variable:

```
JAVA_TOOL_OPTIONS
```

The following example shows in Windows, how to change the user interface language in SQLcl to Spanish (es):

```
c:\SQLDev\sqlcl\20.2\sqlcl\bin>SET JAVA_TOOL_OPTIONS=-Duser.language=es
c:\SQLDev\sqlcl\20.2\sqlcl\bin>sql hr/oracle
Picked up JAVA_TOOL_OPTIONS: -Duser.language=es
SQLcl: version 20.2 Production en mar. ago. 25 15:37:58 2020
Copyright (c) 1982, 2020, Oracle. Todos los derechos reservados.
Last Successful login time: Mar Ago 25 2020 15:38:01 -04:00
Conectado a:
Oracle Database 12c Enterprise Edition Release 12.2.0.1.0 - 64bit
Production

Se ha encontrado login.sql en el CWD. El acceso a la DB est
restringido para login.sql.
Ajuste SQLPATH para incluir la ruta y activar la funcionalidad
completa.
SQL>
```

The following example shows how to change the user interface language in SQLcl to French (fr), and also increase the maximum memory available to SQLcl (-Xmx800m):

```
c:\SQLDev\sqlcl\20.2\sqlcl\bin>SET JAVA_TOOL_OPTIONS=-
Duser.language=fr -Xmx800m
c:\SQLDev\sqlcl\20.2\sqlcl\bin>sql hr/oracle
Picked up JAVA_TOOL_OPTIONS: -Duser.language=fr -Xmx800m
SQLcl : version 20.2 Production sur mar. aot 25 15:57:21 2020
Copyright (c) 1982, 2020, Oracle. Tous droits rservs....
```

## 2.4 Connecting to a Database

You can connect to a database using the `CONNECT` command.

### Syntax

```
conn[ect] {OPTIONS} {PARAMETERS}
```

The options specified automatically determine the kind of connection required, such as whether it is a traditional client-server connection or a wallet-based cloud connection. You can override this by using options that specify a particular connection type. For example, specify `-wallet` to use the wallet connection type.

The connection types supported in SQLcl are:

- KERBEROS
- NAME
- OCI
- ORACLE
- OREST
- RADIUS
- SOCKS
- THIRD
- WALLET

To see the help description for CONNECT, enter:

```
help connect
```

To see examples for CONNECT in help, enter:

```
help connect examples
```

To see help for WALLET connection type, enter:

```
help connect wallet
```

To see examples for OREST, enter:

```
help connect orest examples
```

## Options

Option	Description
-cloudconfig, cc	Specifies the wallet to use to establish the connection.
-edition, ed	Specifies the Oracle database edition. This is an alternative to providing it in the connection spec parameter.
-kerberos, ker	Specifies a <a href="#">Kerberos</a> connection type.
-krb5_config, krb5c	Specifies a non-default Kerberos configuration file. This property is specified only when SQLcl is started.
-krb5ccname, krb5cc	Specifies a non-default Kerberos credential file.
-name, n	Specifies a <a href="#">Name</a> connection type.
-oci	Specifies an <a href="#">OCI</a> connection type.
-oracle, o	Specifies an <a href="#">Oracle</a> connection type.
-orest, or	Specifies a <a href="#">REST</a> connection type.
-password, pw	Specifies the password. This is an alternative to providing it in the connection spec parameter.
-proxy, p	Specifies the network proxy to use.

Option	Description
-radius, rad	Specifies a <a href="#">RADIUS</a> connection type.
-replace, rp	Specifies that the saved connection details must replace any existing connection with the same name. Requires the <code>-save</code> option.
-rest, rt	Specifies that the connection should be established using REST.
-role, r	Specifies the database role. This is an alternative to providing it in the connection spec parameter.
-save, sa	Specifies a name to save the connection details for a successful connection.
-savepwd, sv	Specifies that passwords must be saved with the connection details. By default, passwords are not saved. Requires the <code>-save</code> option.
-socks s	Specifies a <a href="#">SOCKS</a> proxy connection type.
-socksproxy sp	Specifies the SOCKS proxy.
-third, t	Specifies a <a href="#">third-party database</a> connection type.
-url	Specifies the URL. This is an alternative to providing it in the connection spec parameter.
-user, u	Specifies the user name. This is an alternative to providing it in the connection spec parameter.
-wallet, w	Specifies a <a href="#">wallet</a> connection type.
-verbose, v	Requests output of diagnostic information about the connection.

### Parameters

Parameter	Description
<code>&lt;connections-spec&gt;</code>	Provides the connection specification for the target database.

### Examples

To connect to an Oracle database:

```
SQL> CONNECT user/password@url
```

To connect to an Oracle database using the SYSDBA role:

```
SQL> CONNECT user/password@url as sysdba
```

To save a connection after opening it:

```
SQL> CONNECT -SAVE myconn scott@localhost:1521/orcl
```

## 2.4.1 KERBEROS Connection Type

Connect to a database using Kerberos authentication. The connection spec parameter has the following form:

```
[/] [/@<url>]
```



### Note:

Currently, only Kerberos connections using [/] [/@<url>] are supported in SQLcl. Active Directory is not supported in this release.

See [Enabling Kerberos Authentication](#) in *Oracle Database Security Guide* for more information about Kerberos authentication in Oracle Database.

### Options

Option	Description
-kerberos, ker	Specifies a KERBEROS connection type.
-krb5_config, krb5c	Specifies a non-default Kerberos configuration file. This property is specified only when SQLcl is started. These can be passed in by using the relevant -D system property name or environmental variables.
-krb5ccname, krb5cc	Specifies a non-default Kerberos credential file.
-url	Specifies the URL. This is an alternative to providing it in the connection spec parameter.
-role, r	Specifies the database role. This is an alternative to providing it in the connection spec parameter.
-edition, ed	Specifies the Oracle database edition. This is an alternative to providing it in the connection spec parameter.
-verbose, v	Requests output of diagnostic information about the connection.

### Parameters

Parameter	Description
<connections-spec>	Provides the connection specification for the target database.

### Example

To connect to a database using KERBEROS:

```
SQL> CONNECT -kerberos /@myhost:1521/myervice
```



**See Also:**

[Support for Kerberos](#) for troubleshooting information

## 2.4.2 NAME Connection Type

Connect to a database using a stored connection definition. Stored connections are identified using a unique connection name. For more information about stored connections, see [Managing Stored Connections](#).

**Options**

Option	Description
-name, n	Specifies a connection type using a stored connection definition.
-user, u	Specifies the user name. This is an alternative to providing it in the connection spec parameter.
-url	Specifies the URL. This is an alternative to providing it in the connection spec parameter.
-password, pw	Specifies the password. This is an alternative to providing it in the connection spec parameter.
-role, r	Specifies the database role. This is an alternative to providing it in the connection spec parameter.
-edition, ed	Specifies the Oracle database edition. This is an alternative to providing it in the connection spec parameter.
-verbose, v	Requests output of diagnostic information about the connection.

**Parameters**

Parameter	Description
<connections-spec>	Provides the connection specification for the target database.

**Examples**

To connect using a stored connection:

```
SQL> CONNECT -name my_connection
```

To connect using a stored connection as a different user:

```
SQL> CONNECT -name myuser/mypassword@my_connection
```

or

```
SQL> CONNECT -name myuser@my_connection
```

## 2.4.3 OCI Connection Type

Connect to a database using OCI. Before connecting to OCI, it is necessary to specify the profile to use. For example, `OCI PROFILE frankfurt`.

The connection spec parameter has the following form:

```
ocid1.databasesconnection.<id>.
```

### Options

Option	Description
-oci	Specifies an OCI connection type.
-rest, rt	Specifies that the connection should be established using REST.
-proxy, p	Specifies the network proxy to use.
-verbose, v	Requests output of diagnostic information about the connection.

### Parameters

Parameter	Description
<connectionspec>	Provides the connection specification for the target database.

### Example

To connect using an OCID:

```
SQL> CONNECT ocid1.databasesconnection.oc1.xxxyyyyzz.aabbccd
```

## 2.4.4 Oracle Connection Type

Connect to a database using Oracle Relational Database Management System.

The connection spec parameter has the following form:

```
<username>[/<password>][@<url>][as <role>][edition= <edition>]
```

where

- <username> may be <proxyuser><username> if a proxy user is required. Note that the brackets around user name are required syntax.

- The <url> can take either of the following forms:

```
//<host>:<port>/<service>
<host>:<port>/<service>
```

or it may be a TNS name or an LDAP specification.

### Options

Option	Description
-oracle, o	Specifies an Oracle connection type.
-user, u	Specifies the user name. This is an alternative to providing it in the connection spec parameter.
-password, pw	Specifies the password. This is an alternative to providing it in the connection spec parameter.
-url	Specifies the URL. This is an alternative to providing it in the connection spec parameter.
-role, r	Specifies the database role. This is an alternative to providing it in the connection spec parameter.
-edition, ed	Specifies the Oracle database edition. This is an alternative to providing it in the connection spec parameter.
-verbose, v	Requests output of diagnostic information about the connection.

### Parameters

Parameter	Description
<connections-spec>	Provides the connection specification for the target database.

### Example

To connect using EZCONNECT:

```
SQL> CONNECT myuser/passwd@myhost:1521/myervice
```

## 2.4.5 OREST Connection Type

Connect to a database using REST. The connection spec parameter has the form:

```
<username>[/<password>][@<url>][as <role>][edition= <edition>]
```

The <url> can take the form:

```
http://<host>:<port>/ords/<schema>
```

## Options

Option	Description
-orest, or	Specifies a connection type that uses REST.
-user, u	Specifies the user name. This is an alternative to providing it in the connection spec parameter.
-password, pw	Specifies the password. This is an alternative to providing it in the connection spec parameter.
-url	Specifies the URL. This is an alternative to providing it in the connection spec parameter.
-role, r	Specifies the database role. This is an alternative to providing it in the connection spec parameter.
-edition, ed	Specifies the Oracle database edition. This is an alternative to providing it in the connection spec parameter.
-verbose, v	Requests output of diagnostic information about the connection.

## Parameters

Parameter	Description
<connections>	Provides the connection specification for the target database.

## Example

To connect using REST:

```
SQL> CONNECT myuser/passwd@http://myhost:9213/ords/myschema
```

## 2.4.6 RADIUS Connection Type

Connect to a database using RADIUS authentication. The connection spec parameter has the form:

```
[<username>] [ /<password> ] [ @<url> ]
```

RADIUS can also be configured to authenticate using <number> from two-factor authentication:

```
[<username>] / [<password>] [<number from device or command>] [ @<url> ]
```



### Note:

Challenge response two-factor authentication for RADIUS is not supported in this release.

See [Configuring RADIUS Authentication](#) in *Oracle Database Security Guide* for more information about RADIUS authentication.

### Options

Option	Description
-radius, rad	Specifies a RADIUS connection type.
-user, u	Specifies the user name. This is an alternative to providing it in the connection spec parameter.
-password, pw	Specifies the password. This is an alternative to providing it in the connection spec parameter.
-url	Specifies the URL. This is an alternative to providing it in the connection spec parameter.
-role, r	Specifies the database role. This is an alternative to providing it in the connection spec parameter.
-edition, ed	Specifies the Oracle database edition. This is an alternative to providing it in the connection spec parameter.
-verbose, v	Requests output of diagnostic information about the connection.

### Parameters

Parameter	Description
<connections>	Provides the connection specification for the target database.

### Example

To connect using RADIUS:

```
SQL> CONNECT -radius myuser/passwd@myhost:1521/myervice
```

### See Also:

- [Support for RADIUS](#) for troubleshooting information

## 2.4.7 SOCKS Connection Type

Connect to a database using a SOCKS proxy. Before connecting, set up the proxy process on the local machine by using the `ssh` command. For example:

```
ssh -N -D 127.0.0.1:1087  
opc@123.456.789.120.
```

The connection spec parameter has the form:

```
[<username>] [ /<password>] [@<url>]
```

## Options

Option	Description
-socks s	Specifies a SOCKS connection type.
-socksproxy sp	Specifies the socks proxy.
-cloudconfig, cc	Specifies the wallet to establish the connection.
-proxy, p	Specifies the network proxy to use.
-user, u	Specifies the user name. This is an alternative to providing it in the connection spec parameter.
-password, pw	Specifies the password. This is an alternative to providing it in the connection spec parameter.
-url	Specifies the URL. This is an alternative to providing it in the connection spec parameter.
-role, r	Specifies the database role. This is an alternative to providing it in the connection spec parameter.
-edition, ed	Specifies the Oracle database edition. This is an alternative to providing it in the connection spec parameter.
-verbose, v	Requests output of diagnostic information about the connection.

## Parameters

Parameter	Description
<connections>	Provides the connection specification for the target database.

## Example

To set the SOCKS and wallet properties and then connect:

```
SQL> SET socksproxy socks5h://localhost:1080
SQL> SET cloudconfig mywallet.zip
SQL> CONNECT myuser/passwd@mycloudtns
```

Alternatively, do it using one command:

```
SQL> CONNECT -socksproxy socks5h://localhost:1080 -cloudconfig mywallet.zip
myuser/passwd@mycloudtns
```

## 2.4.8 THIRD Connection Type

Connect to a third-party database. You need to add the appropriate driver jar to `<sqlcl-root>/lib/drivers/`. For example, for MySQL you can download `mysql-connector-java-8.0.30.jar`.

The connection spec parameter is specific to the database but generally takes the form:

```
<username>[/<password>]@jdbc:<dbtype>://<host>:<port>
```

### Options

Option	Description
-third, t	Specifies a THIRD connection type.
-user, u	Specifies the user name. This is an alternative to providing it in the connection spec parameter.
-password, pw	Specifies the password. This is an alternative to providing it in the connection spec parameter.
-url	Specifies the URL. This is an alternative to providing it in the connection spec parameter.
-role, r	Specifies the database role. This is an alternative to providing it in the connection spec parameter.
-edition, ed	Specifies the Oracle database edition. This is an alternative to providing it in the connection spec parameter.
-verbose, v	Requests output of diagnostic information about the connection.

### Parameters

Parameter	Description
<code>&lt;connections-spec&gt;</code>	Provides the connection specification for the target database.

### Example

To connect to MySQL:

```
SQL> CONNECT myuser/passwd@jdbc:mysql://myhost:9906
```

## 2.4.9 WALLET Connection Type

Connect to a database using a wallet. The connection spec parameter has the form:

```
[<username>] [/<password>] [i>@<url>]
```

### Options

Option	Description
-wallet, w	Specifies a WALLET connection type.
-cloudconfig, cc	Specifies the wallet to establish the connection.
-proxy, p	Specifies the network proxy to use.
-user, u	Specifies the user name. This is an alternative to providing it in the connection spec parameter.
-password, pw	Specifies the password. This is an alternative to providing it in the connection spec parameter.
-url	Specifies the URL. This is an alternative to providing it in the connection spec parameter.
-role, r	Specifies the database role. This is an alternative to providing it in the connection spec parameter.
-edition, ed	Specifies the Oracle database edition. This is an alternative to providing it in the connection spec parameter.
-verbose, v	Requests output of diagnostic information about the connection.

### Parameters

Parameter	Description
<i>&lt;connectionspec&gt;</i>	Provides the connection specification for the target database.

### Example

To set the wallet property and then connect:

```
SQL> SET cloudconfig mywallet.zip  
SQL> CONNECT myuser/passwd@mycloudtns
```

Alternatively, do it using one command:

```
SQL> CONNECT -cloudconfig mywallet.zip myuser/passwd@mycloudtns
```



## 2.5 Managing Stored Connections

Persistent connections can be managed with the `CONNMGR` command. Persistent connections are referenced by a connection name. Connections may store a user name. If a user name is stored, a password may also be stored. Passwords are stored in a secure wallet. If a password is not stored, it is provided when prompted to create the connection. A stored connection may describe a connection in a variety of formats, including basic host name, port and service name values or a TNS name and a cloud configuration.

To add a stored connection, see [NAME Connection Type](#) .

To save a stored connection, see the options `-save`, `-savepwd`, and `-replace` in [Connecting to a Database](#).

### Syntax

```
connmgr|cm {SUBCOMMAND}
```

where `SUBCOMMAND` can be any one of the following:

- **LIST**: Lists the available connection names.
- **SHOW**: Shows the details for a connection.
- **TEST**: Tests a connection.
- **IMPORT**: Imports one or more connection definitions from a file exported from SQL Developer.
- **CLONE**: Clones an existing connection.

To see the help information, enter:

```
help connmgr [examples]
```

### 2.5.1 List Connections

List the names of the connections.

#### Syntax

```
connmgr|cm list
```

#### Example

To list the names of connections, enter:

```
SQL> CONNMGR LIST
```

## 2.5.2 Show Connections

Shows the details for a connection, including the connection URL and the user name (if stored). Additional details are displayed depending on the stored connection description.

### Syntax

```
connmgr|cm show {PARAMETERS}
```

### Parameters

Parameter	Description
<i>&lt;name&gt;</i>	The name of the connection. Connection names are case-sensitive.

### Example

To show the details for `MyConnection`:

```
SQL> CONNMGR SHOW MyConnection
```

## 2.5.3 Test Connections

A test connection is opened and then closed. This test connection does not affect the current SQLcl connection. The credentials stored with the connection are used for the test. If no password is stored, the user is prompted for the password. If the `-user` option is used, the provided user is tested instead. A password will need to be provided when prompted.

### Syntax

```
connmgr|cm test {OPTIONS} {PARAMETERS}
```

### Options

Option	Description
<code>-user, -u</code>	Specify a user name instead of using the one stored with the connection definition. Case-sensitive user names are quoted to preserve case.

### Parameters

Parameter	Description
<i>&lt;name&gt;</i>	The name of the connection. Connection names are case-sensitive.

### Example

To test the connection `MyConnection` for user name `SCOTT`:

```
SQL> CONNMGR TEST MyConnection
SQL> CONNMGR TEST -USER SCOTT MyConnection
```

## 2.5.4 Import Connections

Connections are imported from the path specified. The path should point to a JSON file containing connections exported from SQL Developer. By default, connections with the same name as an existing connection are ignored. To change this behavior, the `-DUPLICATES` option can be used.

### Syntax

```
connmgr|cm import {OPTIONS} {PARAMETERS}
```

### Options

Option	Description
<code>-duplicates</code>	<code>{ignore rename replace}</code> Indicates how to handle imported connections whose names match an existing connection. <ul style="list-style-type: none"><li>• <code>IGNORE</code>: Skips the duplicate connections.</li><li>• <code>RENAME</code>: Renames the duplicate connections by appending a unique number to the end of the name.</li><li>• <code>REPLACE</code>: Replaces the existing connection with the new connection.</li></ul>

### Parameters

Parameter	Description
<code>&lt;path&gt;</code>	A single file or directory containing one or more connections to import. If the path is an archive file, the archive is checked for a single connection definition. If the path is a JSON file, it is checked for legacy connection definitions. If the path is a directory, it is checked for more archives containing connection definitions.

### Example

To import a connection:

```
SQL> CONNMGR IMPORT -DUPLICATES REPLACE mywallet.zip
```

## 2.5.5 Clone Connections

Clones an existing connection. By default, the credentials stored with the original connection are used for the new connection. To change the user name, the `-user` option can be used. If the user changes, a password prompt is displayed unless the `-nopwd` option is used

### Syntax

```
connmgr|cm clone {OPTIONS} {PARAMETERS}
```

### Options

Option	Description	Default
<code>-original, -o</code>	The name of the source connection being cloned.	Required
<code>-nopwd</code>	Whether to create the connection without a stored password.	-
<code>-user, -u</code>	The user name to store with the connection. If no user name is specified, you may be prompted to provide one when using the connection, depending on the authentication configuration.	-

### Parameters

Parameter	Description
<code>&lt;name&gt;</code>	The name of the connection. Connection names are case-sensitive.

### Example

To clone an existing connection:

```
SQL> CONNMGR CLONE -original original_name newname
SQL> CONNMGR CLONE -original original_name -user newuser newname
```

## 2.6 Starting Up and Shutting Down a Database

Starting up and shutting down a database requires DBA privileges.

```
STARTUP db_options | cdb_options | upgrade_options
```

where `db_options` has the following syntax:

```
[FORCE] [RESTRICT] [PFILE=filename] [QUIET] [ MOUNT [dbname] ] | [ OPEN
[open_db_options] [dbname] ] | NOMOUNT ]
```

where `open_db_options` has the following syntax:

```
READ {ONLY | WRITE [RECOVER]} | RECOVER
```

where *cdb\_options* has the following syntax:

```
root_connection_options | pdb_connection_options
```

where *root\_connection\_options* has the following syntax:

```
PLUGGABLE DATABASE pdname [FORCE] | [RESTRICT] [ OPEN {open_pdb_options}]
```

where *pdb\_connection\_options* has the following syntax:

```
[FORCE] | [RESTRICT] [ OPEN {open_pdb_options}]
```

where *open\_pdb\_options* has the following syntax:

```
READ WRITE | READ ONLY
```

and where *upgrade\_options* has the following syntax:

```
[PROFILE=filename] {UPGRADE | DOWNGRADE} [QUIET]
```

Starts an Oracle Database instance with several options, including mounting and opening a database.

```
SHUTDOWN [ABORT | IMMEDIATE | NORMAL | TRANSACTIONAL [LOCAL]]
```

Shuts down a currently running Oracle instance, optionally closing and dismounting a database.

## 2.7 Entering and Executing Commands

Use the following commands to execute and collect timing statistics on SQL commands and PL/SQL blocks:

```
/ (slash)
```

Executes the most recently executed SQL command or PL/SQL block which is stored in the SQL buffer. Does not list the command. Use slash (/) at the command prompt or line number prompt in SQLcl command line.

```
EXEC[UTE] statement
```

Executes a single PL/SQL statement or runs a stored procedure.

```
R[UN]
```

Lists and executes the most recently executed SQLcl command or PL/SQL block which is stored in the SQL buffer. The buffer has no command history list and does not record SQLcl commands.

```
TIMI[NG]
```

Timing is only available as a switch.

Use the following command to access the help system:

```
HELP | ? [topic]
```

Accesses the command-line help system. Enter `HELP INDEX` or `? INDEX` for a list of topics. You can view the Oracle Database Library at <http://www.oracle.com/technology/documentation>.

Use the following command to execute operating system commands:

```
HO[ST] [command]
```

Executes an operating system command without leaving SQLcl. Enter `HOST` without command to display an operating system prompt. You can then enter multiple operating system commands.

With some operating systems, you can use another character instead of `HOST` such as `!` (UNIX) and `$` (Windows). See the Oracle installation and user's manuals provided for your operating system for details.

You can use the `_RC` variable to return the exit status of the command executed with `HOST`.



#### Note:

When connecting to a database using bequeath protocol (where a client connection is passed directly to a dedicated server process without going through the listener), the `_RC` variable is not automatically updated. Set `bequeath_detach=yes` in the `sqlnet.ora` configuration file to update the `_RC` variable.

Use the following command to recall the history of SQLcl commands:

```
HISTORY [index | FULL | USAGE | SCRIPT | TIME | CLEAR (SESSION)?] | FAILS
```

- Use the Up and Down arrow keys to navigate through history items at the prompt.
- Use the `HISTORY` command to print the history contents.
- History is limited to the last 100 statements.
- `SET HISTORY LIMIT N` allows you to change the default limit, where *N* is the maximum number.
- History is retained between SQLcl sessions.
- By default, the `SHOW`, `HISTORY`, `CONNECT`, and `SET` commands are not saved in history.
- `SET HISTORY FILTER` allows you to set the commands that should not be recorded in history.

## 2.8 Manipulating SQL, SQLcl, and PL/SQL Commands

Use the following commands to edit SQL commands and PL/SQL blocks:

```
A[PPEND] text
```

Adds specified text to the end of the current line in the SQL buffer. To separate *text* from the preceding characters with a space, enter two spaces. To append *text* that ends with a semicolon, end the command with two semicolons (a single semicolon is interpreted as a command terminator).

```
C[HANGE] sepchar old [sepchar [new [sepchar]]]
```

Changes first occurrence of *old* on the current line of the SQL buffer. The buffer has no command history list and does not record SQLcl commands. You can use any non-alphanumeric character such as `/` or `!` as a *sepchar*. You can omit the space between `CHANGE` and the first *sepchar*.

```
DEL [n | n m | n * | n LAST | * | * n | * LAST | LAST]
```

Deletes one or more lines of the SQL buffer ("\*" indicates the current line). You can omit the space between `DEL` and `n` or `*`, but not between `DEL` and `LAST`. Enter `DEL` with no clauses to delete the current line of the buffer. The buffer has no command history list and does not record SQLcl commands.

```
I[NPUT] [text]
```

Adds one or more new lines of text after the current line in the SQL buffer. The buffer has no command history list and does not record SQLcl commands.

```
L[IST] [n | n m | n * | n LAST | * | * n | * LAST | LAST]
```

Lists one or more lines of the most recently executed SQL command or PL/SQL block which is stored in the SQL buffer. Asterisk (\*) indicates the current line. You can omit the space between `LIST` and `n` or `*`, but not between `LIST` and `LAST`. Enter `LIST` with no clauses to list all lines.

In SQLcl, you can also use ";" to list all the lines in the SQL buffer. The buffer has no command history list and does not record SQLcl commands.

Use the following commands to run scripts:

```
@ { url | file_name[.ext] } [arg ...]
```

Runs the SQLcl statements in the specified script. The script can be called from the local file system or a web server. You can pass values to script variables in the usual way.

```
@@ { url | file_name[.ext] } [arg ...]
```

Runs the SQLcl statements in the specified script. This command is almost identical to the `@` command. It is useful for running nested scripts because it has the additional functionality of looking for the specified script in the same path or `url` as the calling script.

```
REPEAT <iterations> <sleep>
```

Repeats the current SQL in the buffer at the specified times with sleep intervals. The maximum sleep interval is 120 seconds.

```
SCRIPT <script file>
```

Runs the SQLcl statements in the specified script.

```
STA[RT] { url | file_name[.ext] } [arg ...]
```

Runs the SQLcl statements in the specified script. The script can be called from the local file system or a web server. You can pass values to script variables in the usual way.

Use the following commands to create and modify scripts:

```
ED[IT] [file_name[.ext]]
```

Invokes an operating system text editor on the contents of the specified file or on the contents of the SQL buffer. To edit the buffer contents, omit the file name.

The `DEFINE` variable `_EDITOR` can be used to set the editor to use. In SQLcl, `_EDITOR` can be set to any editor that you prefer. `Inline` will set the editor to be the SQLcl editor. This supports the following shortcuts:

- `^R` - Run the current buffer

- ^W - Go to top of buffer
- ^S - Go to bottom of buffer
- ^A - Go to start of line
- ^E - Go to end of line

FORMAT

- FORMAT BUFFER - formats the script in the SQLcl Buffer
- FORMAT RULES <filename> - Loads SQLDeveloper Formatter rules file to formatter
- FORMAT FILE <input\_file> <output\_file>

GET *file\_name* [.ext] [LIST | NOLIST]

Loads a SQL statement or PL/SQL block from a file into the SQL buffer. The buffer has no command history list and does not record SQLcl commands.

REM[ARK]

Begins a comment in a script. The REMARK command must appear at the beginning of a line, and the comment ends at the end of the line (a line cannot contain both a comment and a command). SQLcl does not interpret the comment as a command.

SAV[E] [FILE] *file\_name* [.ext] [CRE[ATE] | REP[LACE] | APP[END]]

Saves the contents of the SQL buffer in a script. The buffer has no command history list and does not record SQLcl commands.

STORE {SET} *file\_name* [.ext] [CRE[ATE] | REP[LACE] | APP[END]]

Saves attributes of the current SQLcl environment in a file.

WHENEVER OSERROR {EXIT [SUCCESS | FAILURE | *n* | *variable* | :*BindVariable*]  
 [COMMIT | ROLLBACK] | CONTINUE [COMMIT | ROLLBACK | NONE]}

Performs the specified action (exits SQLcl by default) if an operating system error occurs (such as a file writing error).

WHENEVER SQLERROR {EXIT [SUCCESS | FAILURE | WARNING | *n* | *variable*  
 | :*BindVariable*] [COMMIT | ROLLBACK] | CONTINUE [COMMIT | ROLLBACK | NONE]}

Performs the specified action (exits SQLcl by default) if a SQL command or PL/SQL block generates an error.

Use the following commands to write interactive commands:

ACC[EPT] *variable* [NUM[BER] | CHAR | DATE | BINARY\_FLOAT | BINARY\_DOUBLE]  
 [FOR[MAT] *format*] [DEF[AULT] *default*] [PROMPT *text* | NOPR[OMPT]] [HIDE]

Reads a line of input and stores it in a given substitution variable.

DEF[INE] [*variable*] | [*variable* = *text*]

Specifies a substitution variable and assigns a CHAR value to it, or lists the value and variable type of a single variable or all variables.

PAU[SE] [*text*]

Displays the specified text then waits for the user to press RETURN.



```
PRO[MPT] [text]
```

Sends the specified message or a blank line to the user's screen.

```
UNDEF[INE] variable ...
```

Deletes one or more substitution variables that you defined either explicitly (with the DEFINE command) or implicitly (with a START command argument).

Use the following commands to create and display bind variables:

```
PRINT [variable ...]
```

Displays the current values of bind variables, or lists all bind variables.

Use the following symbols to create substitution variables and parameters for use in scripts:

```
&n
```

Specifies a parameter in a script you run using the START command. START substitutes values you list after the script name as follows: the first for &1, the second for &2, and so on.

```
&user_variable, &&user_variable
```

Indicates a substitution variable in a SQL or SQLcl command. SQLcl substitutes the value of the specified substitution variable for each substitution variable it encounters. If the substitution variable is undefined, SQLcl prompts you for a value *each* time an "&" variable is found, and the *first* time an "&&" variable is found.

```
. (period)
```

Terminates a substitution variable followed by a character that would otherwise be part of the variable name.

## 2.9 Formatting Query Results

Use the following commands to format, store and print your query results.

```
BRE[AK] [ON report_element [action [action]]] ...
```

Specifies where changes occur in a report and the formatting action to perform, such as:

- suppressing the display of duplicate values for a given column
- skipping a line each time a given column value changes
- printing computed figures each time a given column value changes or at the end of the report

Enter BREAK with no clauses to list the current BREAK definition.

Where *report\_element* has the following syntax:

```
{column | expression | ROW | REPORT}
```

and where *action* has the following syntax:

```
[SKI[P] n | [SKI[P]] PAGE] [NODUP[LICATES] | DUP[LICATES]]
```

```
BTI[TLE] [printspect [text | variable] ...] | [ON | OFF]
```

Places and formats a title at the bottom of each report page, or lists the current BTITLE definition. Use one of the following clauses in place of *printspec*:

```
BOLD
CE[ENTER]
COL n
FORMAT text
LE[FT]
R[IGHT]
S[KIP] [n]
TAB n
```

CL[EAR] *option* ...

Resets or erases the current value or setting for the specified option.

Where *option* represents one of the following clauses:

```
BRE[AKS]
BUFF[ER]
COL[UMNS]
COMP[UTES]
CONTEXT
SCR[EEN]
SQL
TIMI[NG]
```

COL[UMN] [{*column* | *expr*] [*option* ...]

Specifies display attributes for a given column, such as:

- text for the column heading
- alignment for the column heading
- format for NUMBER data
- wrapping of column data

Also lists the current display attributes for a single column or for all columns.

Where *option* represents one of the following clauses:

```
ALI[AS] alias
CLE[AR]
ENTMAP {ON | OFF}
FOR[MAT] format
HEA[DING] text
JUS[TIFY] {L[EFT] | C[ENTER] | R[IGHT]}
LIKE {expr | alias}
NEWL[INE]
NEW_V[ALUE] variable
NOPRI[NT] | PRI[NT]
NUL[L] text
OLD_V[ALUE] variable
ON | OFF
WRA[PPED] | WOR[D_WAPPED] | TRU[NCATED]
```

**Note:**

Currently only `NEW_V[ALUE]` variable syntax is supported.

Enter `COLUMN [{column |expr} FORMAT format]` where the `format` element specifies the display format for the column.

To change the display format of a `NUMBER` column, use `FORMAT` followed by one of the elements in the following table:

Element	Examples	Description
, (comma)	9,999	Displays a comma in the specified position.
. (period)	99.99	Displays a period (decimal point) to separate the integral and fractional parts of a number.
\$	\$9999	Displays a leading dollar sign.
0	0999 9990	Displays leading or trailing zeros (0).
9	9999	Displays a value with the number of digits specified by the number of 9s. Value has a leading space if positive, a leading minus sign if negative. Blanks are displayed for leading zeros. A zero (0) is displayed for a value of zero.
B	B9999	Displays blanks for the integer part of a fixed-point number when the integer part is zero, regardless of zeros in the format model.
C	C999	Displays the ISO currency symbol in the specified position.
D	99D99	Displays the decimal character to separate the integral and fractional parts of a number.
EEEE	9.999EEEE	Displays a value in scientific notation (format must contain exactly four "E"s).
G	9G999	Displays the group separator in the specified positions in the integral part of a number.
L	L999	Displays the local currency symbol in the specified position.
MI	9999MI	Displays a trailing minus sign after a negative value. Displays a trailing space after a positive value.
PR	9999PR	Displays a negative value in <angle brackets>. Displays a positive value with a leading and trailing space.
RN rn	RN rn	Displays uppercase Roman numerals. Displays lowercase Roman numerals. Value can be an integer between 1 and 3999.
S	S9999 9999S	Displays a leading minus or plus sign. Displays a trailing minus or plus sign.

Element	Examples	Description
TM	TM	Displays the smallest number of decimal characters possible. The default is TM9. Fixed notation is used for output up to 64 characters, scientific notation for more than 64 characters. Cannot precede TM with any other element. TM can only be followed by a single 9 or E.
U	U9999	Displays the dual currency symbol in the specified position.

```
COMP[UTE] [function [LAB[EL] text] ... OF {expr | column | alias} ...ON {expr | column | alias | REPORT | ROW} ...]
```

In combination with the `BREAK` command, calculates and prints summary lines using various standard computations. It also lists all `COMPUTE` definitions. The following table lists valid functions. All functions except `NUMBER` apply to non-null values only. `COMPUTE` functions are always executed in the following sequence `AVG`, `COUNT`, `MINIMUM`, `MAXIMUM`, `NUMBER`, `SUM`, `STD`, `VARIANCE`.

Function	Computes	Applies to Datatypes
AVG	Average of non-null values	NUMBER
COU[NT]	Count of non-null values	All types
MIN[IMUM]	Minimum value	NUMBER, CHAR, NCHAR, VARCHAR2 (VARCHAR), NVARCHAR2 (NCHAR VARYING)
MAX[IMUM]	Maximum value	NUMBER, CHAR, NCHAR, VARCHAR2 (VARCHAR), NVARCHAR2 (NCHAR VARYING)
NUM[BER]	Count of rows	All types
SUM	Sum of non-null values	NUMBER
STD	Standard deviation of non-null values	NUMBER
VAR[IANCE]	Variance of non-null values	NUMBER

```
SET SQLFORMAT {csv | html | xml | json | ansiconsole | insert | loader | fixed | default}
```

Outputs reports in various formats. The `ansiconsole` option formats and resizes data according to the column widths, for easier readability. The `json` option returns a query in JSON format.

`SET SQLFORMAT DELIMITED <delimiter> <left enclosure> <right enclosure>` allows you to set a custom delimited format.

`SET SQLFORMAT JSON-FORMATTED` returns a query in well formatted JSON output.

```
SPO[OL] [filename[.ext] [CRE[ATE] | REP[LACE] | APP[END]] | OFF | OUT]
```

Stores query results in a file, or optionally sends the file to a printer. `OFF` stops spooling. `OUT` stops spooling and sends the file to your computer's default printer. Enter `SPOOL` with no clauses to list the current spooling status. If no file extension is given, the default extension, `.lst` or `.lis`, is used.

```
TTI[TLE] [printspec [text | variable] ...] | [ON | OFF]
```

Places and formats a specified title at the top of each report page, or lists the current TTITLE definition. The old form of TTITLE is used if only a single word or a string in quotes follows the TTITLE command.

Where *printspect* represents one or more of the following clauses:

```
BOLD
CE[NTER]
COL n
FORMAT text
LE[FT]
R[IGHT]
S[KIP] [n]
TAB n
```

## 2.10 Accessing Databases

Use the following commands to access and copy data between tables on different databases:

```
CONN[ECT] [{<logon>| / |proxy} [AS {SYSOPER | SYSDBA | SYSASM}]
[edition=value]]
```

where *logon* has the following syntax:

```
username[/password] [@connect_identifier]
```

where *proxy* has the following syntax:

```
proxyuser[username] [/password] [@connect_identifier]
```



### Note:

The brackets around *username* in *proxy* are required syntax.

Connects a given username to the Oracle Database. If you omit *connect\_identifier*, SQLcl connects you to the default database. If you omit *username* and/or *password*, SQLcl prompts you for them. CONNECT followed by a slash (/) connects you using a default (OPS\$) logon.

When you run a CONNECT command, the site profile, glogin.sql, and the user profile, login.sql, are processed in that order. CONNECT does not reprompt for username or password if the initial connection does not succeed.

```
DISC[ONNECT]
```

Commits pending changes to the database and logs the current user out of Oracle, but does not exit SQLcl. In SQLcl command line, use EXIT or QUIT to log out of Oracle and return control to your computer's operating system.

```
COPY {FROM database | TO database | FROM database TO database} {APPEND |
CREATE | INSERT | REPLACE | APPEND_BYTE | CREATE_BYTE | REPLACE_BYTE}
destination_table[(column, column, column, ...)] USING query
```

where *database* has the following syntax:

```
username[/password]@connect_identifier
```

Copies data from a query to a table in the same or another database. `APPEND`, `CREATE`, `INSERT` or `REPLACE` specifies how `COPY` treats the existing copy of the destination table (if it exists). `USING query` identifies the source table and determines which rows and columns `COPY` copies from it. `COPY` supports `CHAR`, `DATE`, `LONG`, `NUMBER` and `VARCHAR2` datatypes.

```
PASSW[ORD] [username]
```

Allows you to change a password without displaying it on an input device.

```
XQUERY xquery_statement
```

Allows you to run an XQuery from SQLcl.

## 2.11 Miscellaneous Commands

```
ALIAS [<name>=<SQL statement>; | LOAD [<filename>]|SAVE [<filename>] | LIST  
[<NAME>] | DROP <name> | DESC <name> <Description String>]
```

Alias is a command which allows you to save a SQL, PL/SQL or SQL\*Plus script and assign it a shortcut command.

- `ALIAS` — Print a list of aliases
- `ALIAS LIST <alias_name>` — List the contents of the alias

The following example shows how to create a simple alias:

```
SQL> ALIAS action1=select :one from dual;
```



### Note:

Define an alias simply by using the alias keyword followed by a single identifier name followed by an '='. Anything after the '=' will be used as the alias contents. If it is SQL, it will be terminated by ';'. If it is PL/SQL, it will be terminated by '/'.

APEX

Lists Application Express Applications. Use `APEX EXPORT <app id>` to export the application which could be combined with `spool` for writing to a file.

ARCHIVE LOG LIST

Displays information about redo log files.

```
BRIDGE <targetTableName> as "<jdbcURL>"(<sqlQuery>);
```

Used mainly to script data move between two connections/schemas. It also includes functionality to dynamically create Oracle tables which "fit" the data being received through JDBC. The following functionality is available:

1. Query tables in other connections
2. Query tables in multiple connections in the same statement

3. Insert data from one connection into another
4. Create a table and insert data into it from another connection

```
CTAS table new_table
```

Uses DBMS\_METADATA to extract the DDL for the existing table, then modifies that into a create table as select \* from.

```
DDL [object_name [type] [SAVE filename]]
```

Generates the code to reconstruct the object listed. Use the *type* option for materialized views. Use the SAVE option to save the DDL to a file.

```
DESC[RIBE] {[schema.]object[@connect_identifier]}
```

Lists the column definitions for a table, view or synonym, or the specifications for a function or procedure.

```
FIND [<filename>]
```

Searches the SQLPATH and its directories for the specified file name. FIND where <filename> lists all the SQLPATH locations where it finds files matching the specified file name.

```
INFO[RMIATION] {[schema.]object[@connect_identifier]}
```

Lists more detailed information about the column definitions for a table, view or synonym, or the specifications for a function or procedure.



#### Note:

INFORMATION+ will show column statistics.

```
OERR <facility> <error>
```

Displays information about errors. Facility is identified by the prefix string in the error message. For example, if you get ORA-7300, "ora" is the facility and "7300" is the error. So you should type "oerr ora 7300".

```
SSHTUNNEL <username>@<hostname> -i <identity_file> [-L  
localPort:Remotehost:RemotePort]
```

Creates a tunnel using standard ssh options such as port forwarding like option -L of the given port on the local host will be forwarded to the given remote host and port on the remote side. It also supports identity files, using the ssh -i option. If passwords are required, they will be prompted for.

```
TNSPING <address>
```

The TNSPING utility determines whether the listener for a service on an Oracle Net network can be reached successfully.

```
WHICH
```

Searches the SQLPATH and its directories for the specified file name and prints the name of the first file matching the specified file name in the SQLPATH.

Other commands are:

- REST
- SODA
- MODELER
- DG (Data Guard)
- AQ (Advanced Queuing)
- SET *system\_variable value*
- SHOW *option*

## 2.11.1 REST

REST enables you to export Oracle REST Data Services 3.x services. This is applicable for Oracle REST Data Services release 3.0.5 or later. If you have an earlier version of Oracle REST Data Services, you will need to upgrade. See the Installing Oracle REST Data Services section in *Oracle REST Data Services Installation, Configuration, and Development Guide* for details.

The options are:

- REST export — Export all Oracle REST Data Services 3.x service modules
- REST export *<module\_name>* — Export a specific module
- REST export *<module\_uri\_uri prefix>* — Export a specific module related to the given prefix
- REST modules — List the available modules
- REST privileges — List the existing privileges
- REST schemas — List the available schemas

## 2.11.2 SODA

SODA allows schemaless application development using the JSON data model. The options are:

- SODA create *<collection\_name>* — Create a new collection
- SODA list — List all the collections
- SODA get *<collection\_name>* [-all | -f | -k | -klist] [{*<key>* | *<k1>* *<k2>* ... | *<qbe>*}] — List documents the collection. Optional arguments:
  - all : list the keys of all docs in the collection
  - k : list docs matching the specific *<key>*
  - klist : list docs matching the list of keys
  - f : list docs matching the *<qbe>*
- SODA insert *<collection\_name>* *<json\_str | filename>* — Insert a new document within a collection
- SODA drop *<collection\_name>* — Delete existing collection



- SODA count *<collection\_name>* [*<qbe>*] — Count number of documents inside collection. Optional parameter *<qbe>* returns number of matching documents
- SODA replace *<collection\_name>* *<oldkey>* *<new\_{str | doc}>* — Replace one document with another
- SODA remove *<collection\_name>* [-k | -klist | -f] {*<key>* | *<k1>* *<k2>* ... | *<qbe>*} — Remove documents from collection. Optional arguments:
  - k: Remove document in collection matching the specific *<key>*
  - klist: Remove document in collection matching the list *<key1>* *<key2>* ...
  - f: Remove document in collection matching *<qbe>*

## 2.11.3 MODELER

The `MODELER` command provides a command-line interface for Oracle SQL Developer Data Modeler features.

The options available are:

- `modeler help <command>` — Displays help information about the specified `modeler` command.
- `modeler ddl <parameters>` — Generates the Data Definition Language statements from the selected Data Modeler design.
- `modeler report <parameters>` — Generates the report from the selected Data Modeler design.

### MODELER DDL

Generates the Data Definition Language statements from the selected Data Modeler design.

#### Syntax

```
MODELER DDL -design <file> -relmodel <name> [-outputfile <name>]
```

#### Parameters

Parameter	Description
<code>-design (d) &lt;file&gt;</code>	Full path to the design's file name.
<code>-relmodel (rm) &lt;name&gt;</code>	Name of the relational model.
<code>-dbsite (ds) &lt;name&gt;</code>	(Optional) Name of the physical model database site. If this is not specified, then the default relational database management system site for the provided relational model is used.
<code>-outputfile (o) &lt;file&gt;</code>	Full path to the output file for the generated DDL content.
<code>-systemTypesDir (td) &lt;path&gt;</code>	Full path to the system types directory.
<code>-settingsFile (s) &lt;file&gt;</code>	Full path to the exported Data Modeler settings file.
<code>-ddlConfigFile (c) &lt;file&gt;</code>	Full path to the exported DDL configuration file.

**Example**

```
modeler ddl -design "C:/Designs/SH.dmd" -relmodel "SH" -outputfile "C:/
DDL.sql"
```

**MODELER REPORT**

Generates the report from the selected Data Modeler design.

**Syntax**

```
MODELER REPORT -design <file> -type <type> [-title <name>] -filename <name> -
outputpath <path>
```

**Parameters**

Parameter	Description
-design (d) <file>	Full path to the design's file name.
-type (tp)	Specify the type of report. Available types are: Tables, TableViews, TablesAndViews, Entities, EntityViews, EntitiesAndViews, Domains.
-filename (f) <name>	Name of the generated HTML file.
-outputpath (o) <path>	Full path to the folder for the generated HTML content. The report file is put in that folder and a "css" sub-directory with the CSS files used is created.
-relmodel (rm) <name>	Name of the relational model (for Tables and Table Views only).
-title (tt) <name>	(Optional) Title of the report.
-standardTemplate (st) <name>	Name of the template for a standard report, defining the set of report sections to include (optional). If this is not specified, all report sections are included.
-customTemplate (ct) <name>	(Optional) Name of the template for a custom report.
-reportConfTemplate (c) <name>	(Optional) Name of the template that defines the set of objects and subviews to include in the report.
-companyname (cn) <name>	(Optional) Name of the company.
-systemTypesDir (td) <path>	Full path to the system types directory.
-settingsFile (s) <file>	Full path to the exported Data Modeler settings file.

**Example**

```
modeler report -design "C:/Designs/SH.dmd" -type "Tables" -filename
"SHTablesReport" -outputpath "C:/Reports"
```

## 2.11.4 DG (Data Guard)

Enables you to manage Oracle Data Guard broker for Oracle Database release 21c only.

See [Data Guard Commands](#) in *Oracle Data Guard Broker* for information about Data Guard commands and parameters.

## 2.11.5 AQ (Advanced Queuing)

The AQ command in SQLcl enables you to access the Oracle Database Advanced Queuing functionality to create queues and queue tables, enqueue and dequeue messages, add and remove subscribers, and manage transactional event queues (TxEventQ).

### Prerequisites

This command requires the ADMIN role.

You must have some working knowledge of Advanced Queuing and Transactional Event Queues and be familiar with the concepts, which are explained in the [Oracle Database Advanced Queuing and Transactional Event Queues User's Guide](#).

### Supported Commands

You can run Advanced Queuing commands in SQLcl using `aq`.

To view the help information for Advanced Queuing, enter `aq help`.

- [Create a Queue Table](#)
- [Alter a Queue Table](#)
- [Drop a Queue Table](#)
- [Create a Queue](#)
- [Alter a Queue](#)
- [Drop a Queue](#)
- [Create a Sharded Queue](#)
- [Alter a Sharded Queue](#)
- [Drop a Sharded Queue](#)
- [Create an Exception Queue](#)
- [Create a Transactional Event Queue](#)
- [Alter a Transactional Event Queue](#)
- [Drop a Transactional Event Queue](#)
- [Create an EQ Exception Queue](#)
- [Start a Queue](#)
- [Stop a Queue](#)
- [Add a Subscriber](#)
- [Alter a Subscriber](#)
- [Remove a Subscriber](#)
- [Enqueue](#)
- [Dequeue](#)

## Example

The following example uses Advanced Queuing commands in SQLcl to create a queue, start the queue, add a subscriber to the queue, enqueue a message and then dequeue it.

```
--Create a queue named demo2 with multiple consumers and payload type JSON
SQL> aq createteq -name demo2 -mul true -pt JSON

--Show the queue properties
SQL> select name, qid, queue_type, enqueue_enabled, dequeue_enabled,
sharded, queue_category, recipients from user_queues;

--Start the queue demo2
SQL> aq startq -name demo2
SQL> select name, qid, queue_type, enqueue_enabled, dequeue_enabled,
sharded, queue_category, recipients from user_queues;

--Add subscriber named Bob to queue demo2
SQL> aq add subscriber -queue demo2 -name bob;

--Enqueue message "hello" to queue demo2
SQL> aq enq -name demo2 -p {"message":"hello"};

--Commit the message (send)
SQL> commit;

--Dequeue from queue demo2 by subscriber named Bob using NEXT_MESSAGE
navigation after waiting for 2 seconds
SQL> aq deq -name demo2 -nav NEXT_MESSAGE -consumer_name bob -wait 2;
```

### 2.11.5.1 Create a Queue Table

#### Syntax

```
AQ CREATE QUEUE TABLE/CREATEQT -n[ame] table_name
[-pay[load_type] {JSON | RAW | [schema.]type_name}]
[-sto[rage_clause] string]
[-sort[_list] string]
[-mul[tiple_consumers] {NO | YES}]
[-com[ment] string]
[-primary[_instance] number]
[-secondary[_instance] number]
[-secure {YES | NO}]
[-repl[ication_mode] {NONE | REPLICATION}]
```

#### Parameters

Parameter	Description	Default
-name, -n	<name> Name of a queue table to create.	-
-payload_type, -pt	[OBJECT NAME TYPE NAME JSON] Type of the user data stored.	JSON

Parameter	Description	Default
-storage_clause,-sto	<storage_clause>Storage parameter. The storage parameter is included in the CREATE TABLE statement when the queue table is created. The storage parameter can be made up of any combinations of the following parameters: PCTFREE, PCTUSED, INITTRANS, MAXTRANS, TABLESPACE, LOB, and a table storage clause.	NULL
-sort_list,-sort	<sort_list> The columns to be used as the sort key in ascending order. This parameter has the following format: 'sort_column_1,sort_column_2' The allowed column names are priority, enq_time, and commit_time.	ENQ_TIME
-multiple_consumers,-mul	[TRUE FALSE] TRUE: Queues created in the table can only have one consumer for each message. FALSE: Queues created in the table can have multiple consumers for each message.	False
-comment,-c	<comment> User-specified description of the queue table.	NULL
-primary_instance,-primary	<primary_instance> The primary owner of the queue table. Queue monitor scheduling and propagation for the queues in the queue table are done in this instance.	0
-secondary_instance,-secondary	<secondary_instance> The queue table fails over to the secondary instance if the primary instance is not available.	0
-secure,-sec	[TRUE FALSE] TRUE: Use the queue table for secure queues. Secure queues are queues for which AQ agents must be associated explicitly with one or more database users.	False
-replication_mode,-repl	[0:NONE 1:REPLICATION_MODE]	0:NONE

## 2.11.5.2 Alter a Queue Table

### Syntax

```
AQ ALTER QUEUE TABLE/ALTERQT -n[ame] table_name
  [-com[ment] string]
  [-primary[_instance] number]
```

```
[-secondary[_instance] number]
[-repl[ication_mode] {NONE | REPLICATION}]
```

### Parameters

Parameter	Description	Default
-name, -n	<name> Name of a queue table to alter.	-
-comment, -c	<comment> User-specified description of the queue table.	NULL
-primary_instance, -primary	<primary_instance> The primary owner of the queue table. Queue monitor scheduling and propagation for the queues in the queue table are done in this instance.	0
-secondary_instance, -secondary	<secondary_instance> The queue table fails over to the secondary instance if the primary instance is not available.	0
-replication_mode, -repl	[0:NONE 1:REPLICATION_MODE]	0:NONE

## 2.11.5.3 Drop a Queue Table

### Syntax

```
AQ DROP QUEUE TABLE/DROPQT -n[ame] table_name
[-for[ce] {NO | YES}]
```

### Parameters

Parameter	Description	Default
-name, -n	<name> Name of a queue table to drop.	-
-force, -f	[TRUE FALSE] TRUE: All queues in the table are stopped and dropped automatically. FALSE: The operation does not succeed if there are any queues in the table.	False

## 2.11.5.4 Create a Queue

### Syntax

```
AQ CREATE QUEUE/CREATEQ -n[ame] queue_name
-tab[le_name] [schema.]table_name
[-type {NORMAL | EXCEPTION}]
[-max[_retries] number]
```

```

[-retry[_delay] number]
[-retention[_time] number]
[-com[ment] string]

```

### Parameters

Parameter	Description	Default
-name, -n	<name> Name of a queue to create.	-
-table_name, -tab	[schema].<table_name> Name of the queue table that will contain the queue.	-
-type, -t	[0:NORMAL QUEUE 1:EXCEPTION QUEUE] Specifies whether the queue being created is an exception queue or a normal queue.	0:NORMAL QUEUE
-max_retries, -max	<max_retries number> A message is moved to an exception queue if RETRY_COUNT is greater than MAX_RETRIES. RETRY_COUNT is incremented when the application issues a rollback after executing the dequeue.	5
-retry_delay, -retry	<retry_delay number> Delay time, in seconds, before this message is scheduled for processing again after an application rollback.	0
-comment, -c	<comment> User-specified description of the queue table.	NULL
-retention_time, -rtime	<retention_time number> [-1:INFINITE] means the message is retained forever. Number of seconds that a message is retained in the queue table after being dequeued from the queue.	0

## 2.11.5.5 Alter a Queue

### Syntax

```

AQ ALTER QUEUE/ALTERQ -n[ame] queue_name
[-max[_retries] number]
[-retry[_delay] number]
[-retention[_time] number]
[-com[ment] string]

```

**Parameters**

Parameter	Description	Default
-name, -n	<name> Name of a queue to alter.	-
-max_retries, -max	<max_retries number> A message is moved to an exception queue if RETRY_COUNT is greater than MAX_RETRIES. RETRY_COUNT is incremented when the application issues a rollback after executing the dequeue.	NULL - current value will not be altered.
-retry_delay, -retry	<retry_delay number> Delay time, in seconds, before this message is scheduled for processing again after an application rollback.	NULL - current value will not be altered.
-retention_time, -rtime	<retention_time number> [-1:INFINITE] means the message is retained forever. Number of seconds that a message is retained in the queue table after being dequeued from the queue.	0
-comment, -c	<comment> User-specified description of the queue table.	NULL

### 2.11.5.6 Drop a Queue

**Syntax**

```
AQ DROP QUEUE/DROPQ -n[ame] queue_name
```

**Parameters**

Parameter	Description	Default
-name, -n	<name> Name of a queue to drop.	-

### 2.11.5.7 Create a Sharded Queue

**Syntax**

```
AQ CREATE SHARDED QUEUE/CREATESQ -n[ame] queue_name
  [-sto[rage_clause] string]
  [-mul[tiple_consumers] {NO | YES}]
  [-max[_retries] number]
  [-com[ment] string]
  [-pay[load_type] {JSON | RAW | [schema.]type_name}]
  [-retry[_delay] number]
```



```

[-retention_time number]
[-sort[_list] {PRIORITY,ENQ_TIME | ENQ_TIME}}
[-cache[_hint] {AUTO | UNCACHED | CACHED }}
[-retention_type string]
[-repl[ication_mode] NONE]

```

## Parameters

Parameter	Description	Default
-name, -n	<name> Name of a queue table to create.	-
-storage_clause, -sto	<storage_clause>Storage parameter. The storage parameter is included in the CREATE TABLE statement when the queue table is created. The storage parameter can be made up of any combinations of the following parameters: PCTFREE, PCTUSED, INITRANS, MAXTRANS, TABLESPACE, LOB, and a table storage clause.	NULL
-multiple_consumers, -mul	[TRUE FALSE] TRUE: Queues created in the table can only have one consumer for each message. FALSE: Queues created in the table can have multiple consumers for each message.	False
-comment, -c	<comment> User-specified description of the queue table.	NULL
-payload_type, -pt	[OBJECT NAME TYPE NAME JSON JMS] Type of the user data stored.	JMS
-retry_delay, -retry	<retry_delay number> Delay time, in seconds, before this message is scheduled for processing again after an application rollback.	0
-retention_time, -rtime	<retention_time number> [-1:INFINITE] means the message is retained forever. Number of seconds that a message is retained in the queue table after being dequeued from the queue.	0
-sort_list, -sort	<sort_list> The columns to be used as the sort key in ascending order. This parameter has the following format: 'sort_column_1,sort_column_2' The allowed column names are priority, enq_time, and commit_time.	PRIORITY,ENQ_TIME

Parameter	Description	Default
<code>-cache_hint, -cache</code>	[1:AUTO 2:CACHED 3:UNCACHED] Specifies a hint to sharded queue whether to cache messages or not. User can specify following: <ul style="list-style-type: none"> <li>[1:AUTO]: Message cache does best effort based on available memory.</li> <li>[2:CACHED]: Message cache will cache messages and give preference to those queues with CACHED hint.</li> </ul>	1:AUTO
<code>-retention_type, -rtype</code>	[0: DEQUEUE_TIME] The retention time starts after a subshard is dequeued by all the subscribers. If a new subscriber seeks back before or to this subshard, then the retention clock is reset.	0:DEQUEUE_TIME
<code>-replication_mode, -repl</code>	[0:NONE 1:REPLICATION_MODE]	0:NONE

## 2.11.5.8 Alter a Sharded Queue

### Syntax

```
AQ ALTER SHARDED QUEUE/ALTERSQ -n[ame] queue_name
  [-max[_retries] number]
  [-com[ment] string]
  [-retry[_delay] number]
  [-retention_time number]
  [-cache[_hint] {AUTO | UNCACHED | CACHED}]
  [-retention_type string]
  [-repl[ication_mode] NONE]
```

### Parameters

Parameter	Description	Default
<code>-name, -n</code>	<name> Name of a queue to alter.	-
<code>-max_retries, -max</code>	<max_retries number> A message is moved to an exception queue if RETRY_COUNT is greater than MAX_RETRIES. RETRY_COUNT is incremented when the application issues a rollback after executing the dequeue.	NULL - current value will not be altered.
<code>-comment, -c</code>	<comment> User-specified description of the queue table.	NULL

Parameter	Description	Default
<code>-retry_delay, -retry</code>	<code>&lt;retry_delay number&gt;</code> Delay time, in seconds, before this message is scheduled for processing again after an application rollback.	0
<code>-retention_time, -rtime</code>	<code>&lt;retention_time number&gt;</code> [-1:INFINITE] means the message is retained forever. Number of seconds that a message is retained in the queue table after being dequeued from the queue.	0
<code>-sort_list, -sort</code>	<code>&lt;sort_list&gt;</code> The columns to be used as the sort key in ascending order. This parameter has the following format: 'sort_column_1,sort_column_2' The allowed column names are priority, enq_time, and commit_time.	PRIORITY,ENQ_TIME
<code>-cache_hint, -cache</code>	[1:AUTO 2:CACHED 3:UNCACHED] Specifies a hint to sharded queue whether to cache messages or not. User can specify following: <ul style="list-style-type: none"> <li>[1:AUTO]: Message cache does best effort based on available memory.</li> <li>[2:CACHED]: Message cache will cache messages and give preference to those queues with CACHED hint.</li> </ul>	1:AUTO
<code>-retention_type, -rtype</code>	[0: DEQUEUE_TIME] The retention time starts after a subshard is dequeued by all the subscribers. If a new subscriber seeks back before or to this subshard, then the retention clock is reset.	0:DEQUEUE_TIME
<code>-replication_mode, -repl</code>	[0:NONE 1:REPLICATION_MODE]	0:NONE

### 2.11.5.9 Drop a Sharded Queue

#### Syntax

```
AQ DROP SHARDED QUEUE/DROPSQ -n[ame] queue_name
[-for[ce] {NO | YES}]
```

#### Parameters

Parameter	Description	Default
<code>-name, -n</code>	<code>&lt;name&gt;</code> Name of a queue table to drop. -	

Parameter	Description	Default
-force, -f	[TRUE FALSE] TRUE: The sharded queue is dropped even if the queue is not stopped. FALSE: The sharded queue is not dropped even if the queue is not stopped.	False

### 2.11.5.10 Create an Exception Queue

#### Syntax

```
AQ CREATE EXCEPTION QUEUE/CREATEEQ -n[ame] queue_name
    -sharded[_queue_name] [schema.]queue_name
```

#### Parameters

Parameter	Description	Default
-name, -n	<name> Name of a queue to create.	NULL
-sharded_queue_name, -sharded	[schema].<name> The name of the sharded queue.	FALSE

### 2.11.5.11 Create a Transactional Event Queue



#### Note:

This command is only available for Oracle Database release 21c and later versions.

#### Syntax

```
AQ CREATE TRANSACTIONAL EVENT QUEUE/CREATETEQ -n[ame] queue_name
    [-sto[rage_clause] string]
    [-mul[tiple_consumers] {NO | YES}]
    [-max[_retries] number]
    [-com[ment] string]
    [-pay[load_type] {JSON | RAW | JMS | [schema.]type_name}]
    [-retry[_delay] number]
    [-retention_time number]
    [-sort[_list] {PRIORITY,ENQ_TIME | ENQ_TIME}]
    [-cache[_hint] {AUTO | UNCACHED | CACHED}]
    [-retention_type string]
    [-repl[ication_mode] NONE]
```

## Parameters

Parameter	Description	Default
-name, -n	<name> Name of a queue to create.	-
-storage_clause, -sto	<storage_clause>Storage parameter.  The storage parameter is included in the CREATE TABLE statement when the queue table is created. The storage parameter can be made up of any combinations of the following parameters: PCTFREE, PCTUSED, INITRANS, MAXTRANS, TABLESPACE, LOB, and a table storage clause.	NULL
-multiple_consumers, -mul	[TRUE FALSE]  TRUE: Queues created in the table can only have one consumer for each message.  FALSE: Queues created in the table can have multiple consumers for each message.	False
-max_retries, -max	<max_retries number>  A message is moved to an exception queue if RETRY_COUNT is greater than MAX_RETRIES.  RETRY_COUNT is incremented when the application issues a rollback after executing the dequeue.	5
-comment, -c	<comment>  User-specified description of the queue table.	NULL
-payload_type, -pt	[OBJECT NAME TYPE NAME JSON JMS] Type of the user data stored.	JMS
-retry_delay, -retry	<retry_delay number>  Delay time, in seconds, before this message is scheduled for processing again after an application rollback.	0
-retention_time, -rtime	<retention_time number>  [-1: INFINITE] means the message is retained forever.  Number of seconds that a message is retained in the queue table after being dequeued from the queue.	0
-sort_list, -sort	<sort_list>  The columns to be used as the sort key in ascending order. This parameter has the following format: 'sort_column_1,sort_column_2' The allowed column names are priority, enq_time, and commit_time.	PRIORITY,ENQ_TIME

Parameter	Description	Default
<code>-cache_hint, -cache</code>	[1:AUTO 2:CACHED 3:UNCACHED] Specifies a hint to sharded queue whether to cache messages or not. User can specify following: <ul style="list-style-type: none"> <li>[1:AUTO]: Message cache does best effort based on available memory.</li> <li>[2:CACHED]: Message cache will cache messages and give preference to those queues with CACHED hint.</li> </ul>	1:AUTO
<code>-retention_type, -rtype</code>	[0: DEQUEUE_TIME] The retention time starts after a subshard is dequeued by all the subscribers. If a new subscriber seeks back before or to this subshard, then the retention clock is reset.	0:DEQUEUE_TIME
<code>-replication_mode, -repl</code>	[0:NONE 1:REPLICATION_MODE]	0:NONE

### 2.11.5.12 Alter a Transactional Event Queue



#### Note:

This command is only available for Oracle Database release 21c and later versions.

#### Syntax

```
AQ ALTER TRANSACTIONAL EVENT QUEUE/ALTERTEQ -n[ame] queue_name
[-max[_retries] number]
[-com[ment] string]
[-retry[_delay] number]
[-retention_time number]
[-cache[_hint] {AUTO | UNCACHED | CACHED}]
[-retention_type string]
[-repl[ication_mode NONE]
```

#### Parameters

Parameter	Description	Default
<code>-name, -n</code>	<i>&lt;name&gt;</i> Name of a queue to alter.	-
<code>-max_retries, -max</code>	<i>&lt;max_retries number&gt;</i> A message is moved to an exception queue if RETRY_COUNT is greater than MAX_RETRIES. RETRY_COUNT is incremented when the application issues a rollback after executing the dequeue.	NULL - current value will not be altered.

Parameter	Description	Default
-comment, -c	<comment> User-specified description of the queue table.	NULL
-retry_delay, -retry	<retry_delay number> Delay time, in seconds, before this message is scheduled for processing again after an application rollback.	0
-retention_time, -rtime	<retention_time number> [-1: INFINITE] means the message is retained forever. Number of seconds that a message is retained in the queue table after being dequeued from the queue.	0
-sort_list, -sort	<sort_list> The columns to be used as the sort key in ascending order. This parameter has the following format: 'sort_column_1,sort_column_2' The allowed column names are priority, enq_time, and commit_time.	PRIORITY,ENQ_TIME
-cache_hint, -cache	[1:AUTO 2:CACHED 3:UNCACHED] Specifies a hint to sharded queue whether to cache messages or not. User can specify following: <ul style="list-style-type: none"> <li>[1:AUTO]: Message cache does best effort based on available memory.</li> <li>[2:CACHED]: Message cache will cache messages and give preference to those queues with CACHED hint.</li> </ul>	1:AUTO
-retention_type, -rtype	[0: DEQUEUE_TIME] The retention time starts after a subshard is dequeued by all the subscribers. If a new subscriber seeks back before or to this subshard, then the retention clock is reset.	0:DEQUEUE_TIME
-replication_mode, -repl	[0:NONE 1:REPLICATION_MODE]	0:NONE

### 2.11.5.13 Drop a Transactional Event Queue



#### Note:

This command is only available for Oracle Database release 21c and later versions.

#### Syntax

```
AQ DROP TRANSACTIONAL EVENT QUEUE/DROPTEQ -n[ame] queue_name
[-for[ce] {NO | YES}]
```

**Parameters**

Parameter	Description	Default
-name, -n	<name> Name of a queue to drop.	-
-force, -f	[TRUE FALSE] TRUE: The sharded queue is dropped even if the queue is not stopped. FALSE: The sharded queue is not dropped even if the queue is not stopped.	FALSE

### 2.11.5.14 Create an EQ Exception Queue

**Syntax**

```
AQ CREATE EQ EXCEPTION QUEUE/CREATEEQEQ -n[ame] queue_name
-teq[_queue_name] [schema.]queue_name
```

**Parameters**

Parameter	Description	Default
-name, -n	<name> Name of a queue to create.	NULL
-teq_queue_name, -teq	[schema].<name> The name of the transactional event queue.	FALSE

### 2.11.5.15 Start a Queue

**Syntax**

```
AQ START QUEUE/STARTQ -n[ame] queue_name
[-enq[ueue] {ENABLE | KEEP}]
[-deq[ueue] {ENABLE | KEEP}]
```

**Parameters**

Parameter	Description	Default
-name, -n	<name> Name of a queue to enable.	NULL
-enqueue, -enq	[TRUE FALSE] TRUE: Enable ENQUEUE. FALSE: Do not alter the current setting.	TRUE
-dequeue, -deq	[TRUE FALSE] TRUE: Enable DEQUEUE. FALSE: Do not alter the current setting.	TRUE



## 2.11.5.16 Stop a Queue

### Syntax

```
AQ STOP QUEUE/STOPQ -n[ame] queue_name
  [-enq[ueue] {DISABLE | KEEP}]
  [-deq[ueue] {DISABLE | KEEP}]
  [-wait {YES | NO}]
```

### Parameters

Parameter	Description	Default
-name, -n	<name> Name of a queue to disable.	NULL
-enqueue, -enq	[TRUE FALSE] TRUE: Enable ENQUEUE. FALSE: Do not alter the current setting.	TRUE
-dequeue, -deq	[TRUE FALSE] TRUE: Enable DEQUEUE. FALSE: Do not alter the current setting.	TRUE
-wait, -w	[TRUE FALSE] TRUE: Wait if there are any outstanding transactions. FALSE: Return immediately either with a success or an error.	TRUE

## 2.11.5.17 Add a Subscriber

### Syntax

```
AQ ADD SUBSCRIBER/ADDSUB -n[ame] subscriber_name
  -queue[_name] queue_name
  [-subscriber_address string]
  [-subscriber_protocol number]
  [-rule string]
  [-trans[formation] [schema.]name]
  [-queue_to_queue {NO | YES}] t
  [-mode {PERSISTENT | BUFFERED | PERSISTENT_OR_BUFFERED}]
```

### Parameters

Parameter	Description	Default
-name, -n	Name of a producer or consumer of a message.	-
-queue_name, -queue	<name> Name of a queue.	-

Parameter	Description	Default
<code>-subscriber_address, -sa</code>	<p><code>&lt;subscriber_address&gt;</code></p> <p>Protocol-specific address of the recipient.</p> <p>If the protocol is 0, then the address is of the form [schema.]queue[@dblink].</p> <p>Name of the queue table that will contain the queue.</p>	""
<code>-subscriber_protocol, -sp</code>	<p><code>&lt;subscriber_protocol&gt;</code></p> <p>Protocol to interpret the address and propagate the message.</p>	0
<code>-rule, -r</code>	<p><code>&lt;rule&gt;</code></p> <p>A conditional expression based on the message properties, the message data properties and PL/SQL functions.</p> <p>A rule is specified as a Boolean expression using syntax similar to the WHERE clause of a SQL query.</p> <p>You must prefix each attribute with <code>tab.user_data</code> as a qualifier to indicate the specific column of the queue table that stores the payload.</p>	NULL
<code>-transformation, -trans</code>	<p><code>&lt;transformation&gt;</code></p> <p>Specifies a transformation that will be applied when this subscriber dequeues the message.</p>	NULL
<code>-queue_to_queue, -q2q</code>	<p>[TRUE FALSE]</p> <p>TRUE: propagation is from queue-to-queue</p>	FALSE
<code>-mode, -m</code>	<p>[1:PERSISTENT 2:BUFFERED 3:PERSISTENT_OR_BUFFERED]</p> <p>Delivery mode of the messages the subscriber is interested in.</p>	PERSISTENT

### 2.11.5.18 Alter a Subscriber

#### Syntax

```
AQ ALTER SUBSCRIBER/ALTERSUB -n[ame] subscriber_name
[-subscriber_address string]
[-subscriber_protocol number]
-queue[_name] [schema.]queue_name
[-rule string]
[-trans[formation] [schema.]name]
```

**Parameters**

Parameter	Description	Default
-name, -n	Name of a producer or consumer of a message.	-
-queue_name, -queue	<name> Name of a queue.	-
-subscriber_address, -sa	<subscriber_address> Protocol-specific address of the recipient. If the protocol is 0, then the address is of the form [schema.]queue[@dblink]. Name of the queue table that will contain the queue.	""
-subscriber_protocol, -sp	<subscriber_protocol> Protocol to interpret the address and propagate the message.	0
-rule, -r	<rule> A conditional expression based on the message properties, the message data properties and PL/SQL functions. A rule is specified as a Boolean expression using syntax similar to the WHERE clause of a SQL query. You must prefix each attribute with tab.user_data as a qualifier to indicate the specific column of the queue table that stores the payload.	NULL
-transformation, -trans	<transformation> Specifies a transformation that will be applied when this subscriber dequeues the message.	NULL

**2.11.5.19 Remove a Subscriber****Syntax**

```
AQ REMOVE SUBSCRIBER/REMOVESUB -n[ame] subscriber_name
  [-subscriber_address string]
  [-subscriber_protocol number]
  -queue[_name] [schema.]queue_name
```

**Parameters**

Parameter	Description	Default
-name, -n	Name of a producer or consumer of a message.	-
-queue_name, -queue	<name> Name of a queue.	-

Parameter	Description	Default
<code>-subscriber_address, -sa</code>	<code>&lt;subscriber_address&gt;</code> Protocol-specific address of the recipient. If the protocol is 0, then the address is of the form [schema.]queue[@dblink]. Name of the queue table that will contain the queue.	""
<code>-subscriber_protocol, -sp</code>	<code>&lt;subscriber_protocol&gt;</code> Protocol to interpret the address and propagate the message.	0

## 2.11.5.20 Enqueue

### Syntax

```
AQ ENQ[UEUE] -n[ame] queue_name
{
  -pay[load] payload
  |
  -file[name] name
}
[-type {JSON | HEX | BINARY}]

[-vis[ibility] {ON_COMMIT | IMMEDIATE}]
[-trans[formation] [schema.]name]
[-mode {PERSISTENT | BUFFERED}]
[-pri[ority] priority]
[-del[ay] delay]
[-exp[iration] expiration]
[-corr[elation] string]
[-rec[ipient_list] agents]
[-exc[emption_queue] name]
[-sender[_agent] name]
[-out_msgid string]
```

### Parameters

Parameter	Description	Default
<code>-name, -n</code>	<code>&lt;name&gt;</code> Name of the queue to which this message should be enqueued.	-
<code>-payload, -p</code>	Message payload.	-
<code>-filename, -file</code>	File to read the message payload.	-
<code>-payload_type, -pt</code>	Payload format type.	JSON

Parameter	Description	Default
-visibility, -vis	Specifies the transactional behavior of the enqueue request. Possible settings are: <ul style="list-style-type: none"> <li>[2:ON_COMMIT]: The enqueue is part of the current transaction. The operation is complete when the transaction commits. This setting is the default.</li> <li>[1:IMMEDIATE]: The enqueue operation is not part of the current transaction, but an autonomous transaction which commits at the end of the operation. This is the only value allowed when enqueueing to a non-persistent queue.</li> </ul>	2:ON_COMMIT
-mode, -m	[1:PERSISTENT 2:BUFFERED 3:PERSISTENT_OR_BUFFERED] Delivery mode of the messages the subscriber is interested in.	PERSISTENT
-priority, -pri	Specifies the priority of the message. A smaller number indicates higher priority. The priority can be any number, including negative numbers.	1
-comment, -c	<comment> User-specified description of the queue table.	NULL
-delay, -del	The delay represents the number of seconds after which a message is available for dequeuing.	0
-expiration, -exp	It determines, in seconds, the duration the message is available for dequeuing.	-1 - NEVER
-correlation, -corr	Specifies the name of the queue into which the message is moved if it cannot be processed successfully.	-
-sender_id, -sid	The application-sender identification specified at enqueue time by the message producer. Sender name is required for secure queues at enqueue time.	-
-out_message_id, -out_msgid	System generated identification of the message. This is a globally unique identifier that can be used to identify the message at dequeue time. A bind variable can also be used as an input to store the message id. (Example: -out_msgid :xyz)	-

## 2.11.5.21 Dequeue

### Syntax

```
AQ DEQ[UEUE] -n[ame] queue_name
[-cons[umer] name]
```

```

{
  -pay[load] payload
  |
  -file[name] name
}
[-type {JSON | HEX | BINARY}]
[-deq[ueue]_mode {REMOVE | BROWSE | LOCKED | REMOVE_NODATA}]
[-nav[igation] {NEXT_MESSAGE | NEXT_TRANSACTION | FIRST_MESSAGE}]
[-vis[ibility] {ON_COMMIT | IMMEDIATE}]
[-wait number]
[-msgid string]
[-corr[elation] string]
[-cond[ition] string]
[-trans[formation] [schema.]name]
[-mode {PERSISTENT | BUFFERED | PERSISTENT_OR_BUFFERED}]
[-for[mat_enqueue_time] string]
[-out_msgid string]
[-out_pri[ority] number]
[-out_del[ay] number]
[-out_exp[iration] number]
[-out_corr[elation] string]
[-out_attempts number]
[-out_exc[ception_queue] name]
[-out_enqueue_time string]
[-out_state string]
[-out_sender_agent name]
[-out_original_msgid string]
[-out_mode string]

```

## Parameters

Parameter	Description	Default
-name, -n	<name> Name of the queue to which this message should be dequeued.	-
-payload, -p	Message payload to be written on the console.	-
-filename, -file	File to write the message payload.	-
-payload_type, -pt	Payload format type.	JSON
-consumer_name, -cons	Only those messages matching the consumer name are accessed. If a queue is not set up for multiple consumers, then this field should be set to NULL.	-

Parameter	Description	Default
<code>-dequeue_mode, -dm</code>	<p>Specifies the locking behavior associated with the dequeue. Possible settings are:</p> <ul style="list-style-type: none"> <li>[1: BROWSE] : Read the message without acquiring any lock on the message. This specification is equivalent to a select statement.</li> <li>[2: LOCKED] : Read and obtain a write lock on the message. The lock lasts for the duration of the transaction. This setting is equivalent to a select for update statement.</li> <li>[3: REMOVE - DEFAULT] : Read the message and delete it.</li> <li>[4: REMOVE_NODATA] : Mark the message as updated or deleted. The message can be retained in the queue table based on the retention properties.</li> </ul>	-
<code>-navigation, -nav</code>	<p>Specifies the position of the message that will be retrieved. Possible settings are:</p> <ul style="list-style-type: none"> <li>[1: FIRST_MESSAGE:] : Retrieves the first message which is available and matches the search criteria.</li> <li>[2: NEXT_TRANSACTION] : Skip the remainder of the current transaction group (if any) and retrieve the first message of the next transaction group.</li> <li>[3: NEXT_MESSAGE - DEFAULT] : Retrieve the next message that is available and matches the search criteria.</li> </ul>	-
<code>-visibility, -vis</code>	<p>Specifies the transactional behavior of the enqueue request. Possible settings are:</p> <ul style="list-style-type: none"> <li>[2: ON_COMMIT] : The enqueue is part of the current transaction. The operation is complete when the transaction commits. This setting is the default.</li> <li>[1: IMMEDIATE] : The enqueue operation is not part of the current transaction, but an autonomous transaction which commits at the end of the operation. This is the only value allowed when enqueueing to a non-persistent queue.</li> </ul>	2:ON_COMMIT
<code>-deq_wait, -deq_w</code>	<p>Specifies the wait time if there is currently no message available which matches the search criteria. Possible settings are:</p> <ul style="list-style-type: none"> <li>[-1: FOREVER] : Wait forever. This setting is the default.</li> <li>[0 : NO_WAIT] : Do not wait.</li> <li>[x] : Wait time in seconds. (x seconds)</li> </ul>	
<code>-correlation, -corr</code>	<p>Specifies the name of the queue into which the message is moved if it cannot be processed successfully.</p>	-

Parameter	Description	Default
-condition, -con	A conditional expression based on the message properties, the message data properties, and PL/SQL functions.	-
-message_id, msg_id	Specifies the message identifier of the message to be dequeued. A bind variable can also be used as an input (Example: -msgid :xyz).	-
-transformation, -trans	<i>&lt;transformation&gt;</i> Specifies a transformation that will be applied after dequeuing the message.	NULL
-mode, -m	[1:PERSISTENT 2:BUFFERED 3:PERSISTENT_OR_BUFFERED] Delivery mode of the messages the subscriber is interested in.	PERSISTENT
-out_message_id, -out_msgid	System generated identification of the message. This is a globally unique identifier that can be used to identify the message at dequeue time. A bind variable can also be used as an input to store the message id. (Example: -out_msgid :xyz)	-
-out_priority, -out_pri	Priority of the message. A smaller number indicates higher priority. A bind variable can also be used as an input to store the priority. (Example: -out_priority :xyz)	-
-out_delay, -out_del	The delay represents the number of seconds after which a message is available for dequeuing. A bind variable can also be used as an input to store the delay. (Example: -out_delay :xyz)	-
-out_expiration, -out_exp	The duration the message is available for dequeuing. A bind variable can also be used as an input to store the expiration. (Example: -out_expiration :xyz)	-
-out_correlation, -out_corr	Correlation identifier of the message to be dequeued. A bind variable can also be used as an input to store the correlation. (Example: -out_correlation :xyz)	-
-out_attempts, -out_att	Number of attempts made to dequeue the message. A bind variable can also be used as an input to store the attempts. (Example: -out_attempts :xyz)	-



Parameter	Description	Default
-out_exception_queue, -out_exc	Name of the queue into which the message is moved if it cannot be processed successfully.  A bind variable can also be used as an input to store the exception queue (Example: -out_exception_queue :xyz)	-
-out_enqueue_time, -out_eqt	The time the message was enqueued.  A bind variable can also be used as an input to store the enqueue time. (Example: -out_enqueue_time :xyz)	-
-out_state, -out_st	State of the message at the time of the dequeue.  A bind variable can also be used as an input to store the state (Example: -out_state :xyz)	-
-out_sender_id, -out_sid	The application-sender identification specified at enqueue time by the message producer.  A bind variable can also be used as an input to store the sender id (Example: -out_sender_id :xyz)	-
-out_mode, -out_m	The delivery mode of the messages.  A bind variable can also be used as an input to store the mode (Example: -out_mode :xyz)	-

## 2.11.6 SET *system\_variable value*

Sets a system variable to alter the SQLcl environment settings for your current session.

For example, to:

- Set the display width for data
- Customize HTML formatting
- Enable or disable printing of column headings
- Set the number of lines per page

Enter a system variable followed by a value as shown below:

```
SET APPI[NFO] {ON | OFF | text}
SET ARRAY[SIZE] {15 | n}
SET AUTO[COMMIT] {ON | OFF | IMM[EDIATE] | n}
SET AUTOP[RINT] {ON | OFF}
SET AUTORECOVERY {ON | OFF}
SET AUTOT[RACE] {ON | OFF | TRACE[ONLY]}
SET BLO[CKTERMINATOR] {_ | c | ON | OFF}
SET CLASSIC [ ON | OFF ]
SET CLEAR [ TOP | BOTTOM | SAME ]
SET CLOUDCONFIG [ -proxy=<proxyhost>:<port> ] <wallet.zip location>
```

```
SET CMDS[EP] {; | c | ON | OFF}
SET CODESCAN [ON | SQLINJECTION | SQLPERFORMANCE | OFF] (For more details, see
the description at the bottom.)
SET COLSEP {_ | text}
SET CON[CAT] {. | c | ON | OFF}
SET COPYC[OMMIT] {0 | n}
SET COPYTYPECHECK {ON | OFF}
SET DDL [[ PRETTY | SQLTERMINATOR | CONSTRAINTS | REF_CONSTRAINTS |
CONSTRAINTS_AS_ALTER|OID | SIZE_BYTE_KEYWORD | PARTITIONING |
SEGMENT_ATTRIBUTES | STORAGE | TABLESPACE | SPECIFICATION | BODY | FORCE |
INSERT | INHERIT | RESET] {on|off} ] | OFF ]
SET DEF[INE] {& | c | ON | OFF}
SET ECHO {ON | OFF}
SET EDITF[ILE] file_name[.ext]
SET EMB[EDDED] {ON | OFF}
SET ENCODING
SET ERRORL[OGGING] {ON | OFF} [TABLE [schema.]tablename] [TRUNCATE]
[IDENTIFIER identifier]
SET ESC[APE] {\ | c | ON | OFF}
SET ESCCHAR {@ | ? | % | $ | OFF}
SET EXITC[OMMIT] {ON | OFF}
SET FEED[BACK] {6 | n | ON | OFF} [SQL_ID]
SET FLU[SH] {ON | OFF}
SET HEA[DING] {ON | OFF}
SET HEADS[EP] {_ | c | ON | OFF}
SET HISTORY [FAILS [LIMIT [ n | DEFAULT ] ] | NOFAILS | FILTER [DEFAULT
<command list>?|<command list>?] |LIMIT [n|DEFAULT]]
SET LDAPCON
SET LIN[ESIZE] {80 | n}
SET LOAD default [options...]
SET LOADFORMAT [ DEFAULT | CSV | DELIMITED | HTML | INSERT | JSON | JSON-
FORMATTED | LOADER | T2 | XML ] [options...]
SET LONG {80 | n}
SET LONGC[HUNKSIZE] {80 | n}
SET MAXROWS {n>1 | DEFAULT}
SET MAXSPOOLROWSTRUNCATE [ON | OFF | DEFAULT]
SET NET {ON | OFF | READONLY}
SET NEWP[AGE] {1 | n | NONE}
SET NEVERWRITE {ON | OFF | WARN}
SET NULL text
SET NUMF[ORMAT] format
SET NUM[WIDTH] {10 | n}
SET PAGES[IZE] {14 | n}
SET PARAMETERPOLICY {default | isolate}
SET PAU[SE] {ON | OFF | text}
SET RECSEPCHAR {_ | c}
SET SERVEROUT[PUT] {ON | OFF} [SIZE {n | UNLIMITED}] [FOR[MAT] {WRA[PPED] |
WOR[D_WRAPPED] | TRU[NCATED]]}
SET SHOW[MODE] {ON | OFF}
SET SQLBL[ANKLINES] {ON | OFF}
```

```

SET SQLC[ASE] {MIX[ED] | LO[WER] | UP[PER]}
SET SQLCO[NTINUE] {> | text}
SET SQLFORMAT {csv | html | xml | json | ansiconsole | insert | loader
| fixed | default}
SET SQLPLUSCOMPAT[IBILITY] {x.y[.z]}
SET SQLPRE[FIX] {# | c}
SET SQLP[ROMPT] {SQL> | text}
SET SUF[FIX] {SQL | text}
SET T2 METRICDATA NAMESPACE {text}
SET T2 METRICDATA COMPARTMENTID {text}
SET T2 METRICDATA NAME {text}
SET T2 DIMENSIONS RESOURCEID {text}
SET T2 DIMENSIONS REGION {text}
SET T2 METADATA UNIT {text}
SET TAB {ON | OFF}
SET TERM[OUT] {ON | OFF}
SET TI[ME] {ON | OFF}
SET TIMI[NG] {ON | OFF}
SET TRIM[OUT] {ON | OFF}
SET TRIMS[POOL] {ON | OFF}
SET VER[IFY] {ON | OFF}
SET WRA[P] {ON | OFF}

```

```

SET DDL [[ PRETTY | SQLTERMINATOR | CONSTRAINTS | REF CONSTRAINTS |
CONSTRAINTS_AS_ALTER|OID | SIZE_BYTE_KEYWORD | PARTITIONING |
SEGMENT_ATTRIBUTES | STORAGE | TABLESPACE | SPECIFICATION | BODY | FORCE |
INSERT | INHERIT | RESET] {on|off} ] | OFF ]

```

Allows you to set the DDL transform option on DBMS\_METADATA.

```
SET ENCODING <encoding>
```

Allows you to set the encoding for the current session. Use `SHOW ENCODING` to view the encoding set for the current session. Use `SHOW ENCODINGS` to list the encodings available on your platform.

```
SET CODESCAN [ON | SQLINJECTION | SQLPERFORMANCE | OFF]
```

Controls warning messages issued for code quality issues. `ON` turns on warnings for possible SQL injection vulnerabilities and SQL performance issues. See [SQL Performance Troubleshooting](#)

## 2.11.7 SHOW option

Shows the value of a SQLcl system variable, or the current SQLcl environment. Enter any system variable set by the SET command in place of *system\_variable*. `SHOW SGA` can only be used by a DBA user. Use one of the following terms or clauses in place of *option*:

```

system_variable
ALL
BTI[TLE]
CON_ID

```

```
CON_NAME
CONNECTION
DDL
EDITION
ENCODING
ENCODINGS
ERR[ORS] [ {FUNCTION | PROCEDURE | PACKAGE | PACKAGE BODY | TRIGGER | VIEW |
TYPE | TYPE BODY | DIMENSION | JAVA CLASS} [schema.]name]
INSTANCE
JAVA
JDBC
LNO
NLS
PARAMETER[S] [parameter_name]
PDBS
PNO
RECYC[LEBIN] [original_name]
REL[EASE]
REPF[OOTER]
REPH[EADER]
SGA
SPOOL[L]
SPPARAMETER[S] [parameter_name]
SQLCODE
SQLPATH
TNS
TTI[TLE]
USER
VERSION

SHOW ENCODING
```

Shows the encoding which is set for the client.

```
SHOW ENCODINGS
```

Shows the available encodings for the client.

## 2.12 Loading a File

Use the `LOAD` command in `SQLcl` to load a comma-separated value file from a local directory or cloud storage location into a table.

## 2.12.1 LOAD Command

Loads a comma-separated value (csv) file from a local directory or cloud storage location into a table.

### Syntax

```
LOAD [TABLE] [schema.]table_name { <file-specification> | <cloud-  
storage-specification> }  
[NEW | SHOW | SHOW_DDL | CREATE | CREATE_DDL]
```

where

[*schema.*]table\_name identifies the table to load. If the schema is omitted, the table for the connected user schema is loaded.

*file-specification* has the following syntax:

```
{ <fully-qualified-file-name> | <file-name> }
```

- *fully-qualified-file-name*: Identifies the full path to the file to load.
- *file-name*: Identifies the file to load. The file must be located in the default path.

*cloud-storage-specification* has the following syntax:

```
{ CLOUDSTORAGE | CS | CLOUD_STORAGE } [ <url> | <qualified-name> ]
```

- *url*: Complete URL for the cloud storage file if a default cloud storage URL is not set using the Cloud Storage command.
- *qualified-name*: Name of the object, optionally qualified by the namespace and bucket. The qualified name combined with the URL specified by the Cloud Storage command must fully identify the object URL. If *url* and *qualified-name* are omitted, the default Cloud Storage URL must be set to the object.

NEW creates a table and loads data.

[SHOW | SHOW\_DDL] executes the DDL generation phase and shows the DDL.

[CREATE | CREATE\_DDL] executes the DDL generation phase and creates the table.

Use SET LOAD and SET LOADFORMAT to specify properties for DDL analysis and generation.

Create table DDL generation pre-scans the data file to determine column properties. Use SET LOAD SCAN <n> to specify the number of rows to scan for DDL. 100 is the default. To turn off scanning, set to 0.

Use SET LOAD COL\_SIZE to change column sizes that are generated. Use SET LOAD MAP\_NAMES to map file column names to table column names.

For more information about the Cloud Storage command, see [Using Cloud Storage](#).

The defaults for the file format are:

- The columns are delimited by a comma and may optionally be enclosed in double quotes.
- Lines are terminated with standard line terminators for Windows, UNIX or Mac.
- File is encoded UTF8.

The default load:

- Processes with 50 rows per batch.
- If AUTOCOMMIT is set in SQLcL, a commit is done every 10 batches.
- The load is terminated if more than 50 errors are found.

Use [SET LOADFORMAT](#) options for reading the file (delimiter, enclosures).

Use [SET LOAD](#) options for loading the data (rows per batch, date formats).

### Example

The following example shows how to load a file from local storage into a table.

```
--Create Table "countries"
create table countries(countries_id NUMBER(5),countries_name VARCHAR2(40));
Table COUNTRIES created

--Load file COUNTRIES_DATA_TABLE.csv in local storage to "countries" table
load countries C:\Users\JDOE\SQLcl\COUNTRIES_DATA_TABLE.csv

format csv

column_names on
delimiter ,
enclosure_left "
enclosure_right "
encoding UTF8
row_limit off
row_terminator default
skip_rows 0
skip_after_names

--Number of rows processed: 30
--Number of rows in error:
0 - SUCCESS: Load processed without errors

--Check the number of rows in countries table
select count(*) from countries;

COUNT(*)
-----
30
```

The following example shows how to load data into a new table EMP.

```
load emp empfile.csv new

--Create new table and load data into table HR.EMP
```

```
csv
column_names on
delimiter ,
enclosures ""
encoding UTF8
row_limit off
row_terminator default
skip_rows 0
skip_after_names

#INFO DATE format detected: RRRR-MM-DD

CREATE TABLE HR.EMP
(
  EMPLOYEE_ID NUMBER(5),
  FIRST_NAME VARCHAR2(26),
  LAST_NAME VARCHAR2(26),
  EMAIL VARCHAR2(26),
  PHONE_NUMBER VARCHAR2(26),
  HIRE_DATE DATE,
  JOB_ID VARCHAR2(26),
  SALARY NUMBER(9, 2),
  COMMISSION_PCT VARCHAR2(26),
  MANAGER_ID NUMBER(5),
  DEPARTMENT_ID NUMBER(5)
)
;

#INFO Table created
#INFO Number of rows processed: 21
#INFO Number of rows in error: 0
#INFO Last row processed in final committed batch: 21
SUCCESS: Processed without errors
```

The following example shows how to create a new table from a local file.

```
load emp1 empfile.csv create_ddl

--Create new table HR.EMP1

csv
column_names on
delimiter ,
enclosures ""
encoding UTF8
row_limit off
row_terminator default
skip_rows 0
skip_after_names
batch_rows 50
batches_per_commit 10
clean_names transform
```

```
column_size rounded
commit on
date_format
errors 50
map_column_names off
method insert
timestamp_format
timestamp_tz_format
locale English United States
scan_rows 100
truncate off
unknown_columns_fail on

--Pre-scans the date format
#INFO DATE format detected: RRRR-MM-DD

CREATE TABLE SYSTEM.EMP1
(
  EMPLOYEE_ID NUMBER(5),
  FIRST_NAME VARCHAR2(26),
  LAST_NAME VARCHAR2(26),
  EMAIL VARCHAR2(26),
  PHONE_NUMBER VARCHAR2(26),
  HIRE_DATE DATE,
  JOB_ID VARCHAR2(26),
  SALARY NUMBER(9, 2),
  COMMISSION_PCT VARCHAR2(26),
  MANAGER_ID NUMBER(5),
  DEPARTMENT_ID NUMBER(5)
)
;

#INFO Table created
SUCCESS: Processed without errors
```

### 2.12.1.1 SET LOAD Command

`SET LOAD` enables you to set options for loading data when using the `LOAD` command.

#### Syntax

```
SET LOAD default | [options...]
```

#### where

`default` means load method properties return to default values.

`options` represents the following:

- `BATCH_ROWS|BATCHROWS <number_of_rows>`

Data loading is done in batches. Specifies the number of rows to include in each batch.



- `BATCHES_PER_COMMIT|BATCHESPERCOMMIT <number_of_batches_per_commit>`

Commit after processing *number\_of\_batches*. If the number is equal to 0, commit happens at the end of the load. If the number is greater than or equal to 0, `COMMIT ON` is set.

- `CLEAN_NAMES [ TRANSFORM | TRANSFORM128 | QUOTE | QUOTE128 | UNIQUE ]`

Identifies the rule for making table and column names compliant with database identifiers. Names are cleaned before they are mapped to provide consistency with previous releases. If both `CLEAN_NAMES` and `MAP_COLUMN_NAMES` are used, then clean names should be specified.

The standard identifiers are:

- No longer than 30 or 128 characters.
- Not a reserved word.
- Starts with a letter and contains only letters, digits, or one of `_$#`.
- Uppercase
- Names that do not comply must be quoted. Length rules always apply.

 **Note:**

Data that is enclosed in quotes will have quotes in the header row removed before names are cleaned.

`TRANSFORM (default)`

Indicates that names are transformed as follows:

- Names are in uppercase.
- If the name starts and ends with the quote character, the quotes are removed.
- Names that are reserved words are appended with a dollar sign (\$).
- Names that start with a number or special character is prefixed with an X.
- Spaces and hyphens are replaced with underscores (`_`). `$` and `#` characters are retained.
- Special characters other than `$` and `#` is replaced with the number sign (`#`).
- Names are truncated to 30 or 128 characters depending on database `MAX_STRING_SIZE`.
- After names are cleaned, non-unique names within the column set are appended with a unique sequence number. If truncation is required, the sequence number is maintained.

`TRANSFORM (default)`

Applies all transform rules. Names may be 128 characters.

`QUOTE`

Quote non-compliant names and shorten to 30 or 128 characters depending on database `MAX_STRING_SIZE`.

`QUOTE128`

Quote non-compliant names. Names may be 128 characters.

`UNIQUE`

Compatibility option with previous releases of load service. Names that are not unique within the column set are appended with a unique sequential number. Truncation is not provided.

- `COLUMN_SIZE|COLUMNSIZE|COLSIZE {ACTUAL|ROUND|ROUNDED|MAX|MAXIMUM}`

Create table column size strategy.

`ACTUAL` uses the largest size found during the scan.

`ROUND|ROUNDED` uses a size a little larger than the largest size found during the scan.

`MAX|MAXIMUM` uses the database maximum size for the data type that was detected.

- `COMMIT {ON|OFF}`

Enable or disable data commits.

- `DATE|DATE_FORMAT|DATEFORMAT format_mask`

The format of all `DATE` data type columns loaded. Specify no `format_mask` or `DEFAULT` to use database default.

For `DATE` columns, if format is not set and `SCAN_ROWS = 0`, the data is not scanned for a valid mask.

`ERRORS {number_of_rows | UNLIMITED}|-1`: Indicates the number of error rows allowed.

If this number is exceeded, the load will be terminated.

`-1` and `UNLIMITED` indicate no error limit.

All rows in a batch may be in error if any row fails.

- `LOCALE { <language country> | DEFAULT | "" }`

Specify locale language and optionally country.

`DEFAULT|""` : Set to default locale.

- `MAP_COLUMN_NAMES|MAPCOLUMNNAMES|MAPNAMES { OFF| (<file-col-name>=<table-col-name>, ...) }`

Provide a mapping from the column names specified in the file to column names in the table.

- `METHOD INSERT`

Method to use for data loads.

- `SCAN_ROWS|SCANROWS|SCAN <1-5000>`

Identify the number of rows to scan for create table generation. Default is 100 rows.

- `TIMESTAMP|TIMESTAMP_FORMAT|TIMESTAMPFORMAT`

The format of all `TIMESTAMP` data type columns being loaded. Specify no `format_mask` or `DEFAULT` to use database default. For `TIMESTAMP` columns, if format is not set and `SCAN_ROWS` not equal to 0, the data is scanned for a valid mask.

- `TIMESTAMPTZ|TIMESTAMPTZ_FORMAT|TIMESTAMPTZFORMAT`

The format of all `TIMESTAMPTZ` data type columns being loaded. Specify no `format_mask` or `DEFAULT` to use database default. For `TIMESTAMPTZ` columns, if format is not set and `SCAN_ROWS` not equal to 0, the data is scanned for a valid mask.

- `TRUNCATE {OFF|ON}`

Truncate `ON` truncates the table before loading

- `UNKNOWN_COLUMNS_FAIL|UNKNOWNCOLUMNSFAIL|UNKNOWNFAIL {ON|OFF}`

`ON`: Terminates the load if any columns in the file do not map to a column in the table.

`OFF`: Allows the load to proceed when columns in the file do not map to a column in the table.

## 2.12.1.2 SET LOADFORMAT Command

`SET LOADFORMAT` enables you to set format properties for loading data when using the `LOAD` command.

### Syntax

```
SET LOADFORMAT [ default|csv|delimited|html|insert|json|json-formatted|
loader|t2|xml] [options...]
```

### where

- `default`: Load format properties return to default values.
- `csv`: Comma-separated values.
- `delimited`: (`csv` synonym) Delimited format, comma separated values by default.
- `html`: Hypertext Markup Language. For the `UNLOAD` command only.
- `insert`: SQL insert statements. For the `UNLOAD` command only.

- `json` : JavaScript Object Notation. For the `UNLOAD` command only.
- `json-formatted` : Pretty-formatted JSON. For the `UNLOAD` command only.
- `loader` : Oracle SQL Loader format. For the `UNLOAD` command only.
- `t2` : T2 Metrics. For the `UNLOAD` command only.
- `xml` : Extensible Markup Language. For the `UNLOAD` command only.

*options* represent the following clauses:

- `COLUMN_NAMES|COLUMNNAMES|NAMES {ON|OFF}` : Header row with column names.
- `DELIMITER {separator}` : Delimiter separating fields in the record.
- `DOUBLE [OFF]` : (Import only) Embedded right enclosures are doubled. `OFF` indicates embedded right enclosures are not doubled and embedded right enclosures can lead to unexpected results.
- `ENCLOSURES {enclosures|OFF}` : Optional left and right enclosures.
  - `OFF` indicates no enclosures
  - If 1 character is specified, sets left and right enclosures to this value.
  - If 2 or more characters are specified, sets left to the first character, right to the second character and ignores the remaining characters.
  - To set multiple character enclosures, use Set `ENCLOSURE_LEFT` and `ENCLOSURE_RIGHT`.
- `ENCODING {encoding|OFF|""}` : Encoding of load file. `OFF` and `""` reset to default encoding for environment.
- `LEFT|ENCLOSURE_LEFT|ENCLOSURELEFT {enclosure|OFF}` : Set a 1 or more character left enclosure. If no `ENCLOSURE_RIGHT` is specified, it is used for both left and right. `OFF` indicates no enclosures.
- `RIGHT|ENCLOSURE_RIGHT|ENCLOSURERIGHT {enclosure|OFF}` : Set a 1 or more character right enclosure. `OFF` indicates no right enclosure.
- `ROW_LIMIT|ROWLIMIT|LIMIT} {number_of_rows|OFF|""}` : Maximum number of rows to read, including the header. `OFF` and `""` set to not limit.
- `SKIP|SKIP_ROWS|SKIPROWS {number_of_rows|OFF|""}` : Number of rows to skip.
- `[[SKIP_AFTER_NAMES|SKIPAFTERNAMES|AFTER] | [SKIP_BEFORE_NAMES|SKIPBEFORENAMES|BEFORE]]` : Skip the rows before or after the (header) Column Names row.
- `TERM|ROW_TERMINATOR {terminator|""|DEFAULT|CR|CRLF|LF}` : Character(s) indicating end of row. If the file contains standard line end characters, the `line_end` does not need to be specified.
  - `""` or `DEFAULT` specifies the default (any standard terminator) for the `LOAD` command.
  - `""` or `DEFAULT` specifies the environment default for the `UNLOAD` command.
  - `CRLF` specifies `WINDOWS` terminator, generally for the `UNLOAD` command.
  - `LF` specifies `UNIX` terminator, generally for the `UNLOAD` command.
  - `CR` specifies `MAC` terminator, generally for the `UNLOAD` command.

## Examples

```
SQL> set loadformat delimited
7369,"SMITH","CLERK",7902,17-DEC-80,800,,20,5555555555554444
```

```
SQL> set loadformat delimited enclosures <> line_end {eol}
7369,<SMITH>,<CLERK>,7902,17-DEC-80,800,,20,5555555555554444{eol}
```

```
SQL> set loadformat default (restore default settings)
7369,"SMITH","CLERK",7902,17-DEC-80,800,,20,5555555555554444
```

## 2.13 Calling Oracle Cloud Infrastructure REST APIs Using the OCI Command

Starting from SQLcl release 20.2, you can call Oracle Cloud Infrastructure (OCI) REST APIs using the `OCI` command.



### See Also:

[Oracle Cloud Infrastructure API Documentation](#)

### Prerequisites

To use the OCI command, you need to first set the OCI profile for authentication and access.

For more information about how to set up the required SSH keys and configure your Oracle Cloud Infrastructure Software Development Kits, see [Setup and Prerequisites](#) in the *Oracle Cloud Infrastructure Documentation*.

To list profiles contained in the OCI configuration file at `~/.oci/config`, enter:

```
oci profile
```

To set the profile name as "demo", enter:

```
oci profile demo
```

### Two Syntax Formats

There are two syntax formats available for using the OCI command.

#### Specify Target

In the first syntax format, the target is specified completely in the OCI command:

```
oci <host> <method> [file-to-send-as-body] <request-target>
```

where

*method* is GET, PUT or DELETE.

*request-target* is the path to the namespace, bucket or object on *host*.

### Examples

To delete the emp.csv file from testing-bucket:

```
oci objectstorage.us-ashburn-1.oraclecloud.com delete /n/abc123/b/testing-bucket/o/emp.csv
```

To list the contents of testing-bucket:

```
oci objectstorage.us-ashburn-1.oraclecloud.com get /n/abc123/b/testing-bucket/o/
```

To put the emp.csv file into testing-bucket:

```
oci objectstorage.us-ashburn-1.oraclecloud.com put ./emp.csv /n/abc123/b/testing-bucket/o/emp.csv
```

To get the emp.csv file from testing-bucket:

```
oci objectstorage.us-ashburn-1.oraclecloud.com get /n/abc123/b/testing-bucket/o/emp.csv
```

### Specify Target using Cloud Storage Command

In the second syntax format, the target is a complete or partial URL to the location, which is set using the Cloud Storage command (cs):

```
oci <method> [file-to-send-as-body] <qualifier>
```

where

*method* is GET, PUT or DELETE.

*qualifier* is the cloud storage namespace or bucket. *qualifier* is appended to the location specified on the set Cloud Storage command and must form the complete URL to the namespace, bucket, or object used by the *method*.

For more information about the Cloud Storage command, see [Using Cloud Storage](#).

### Examples

To delete emp.csv from testing-bucket:

```
cs objectstorage.us-ashburn-1.oraclecloud.com  
oci delete /n/abc123/b/testing-bucket/o/emp.csv
```

To list contents of testing-bucket:

--Using the OCI Command (oci get)

```
cs objectstorage.us-ashburn-1.oraclecloud.com/n/abc123/b/testing-  
bucket/o/  
oci get
```

--Using the Cloud Storage Command (cs list)

```
cs objectstorage.us-ashburn-1.oraclecloud.com/n/abc123/b/testing-  
bucket/o/  
cs list
```

**To put emp.csv into testing-bucket:**

```
cs objectstorage.us-ashburn-1.oraclecloud.com/n/abc123/b/testing-bucket  
oci put ./emp.csv /o/emp.csv
```

**To get emp.csv from testing-bucket:**

```
cs objectstorage.us-ashburn-1.oraclecloud.com/n/abc123/b/testing-bucket  
oci get /o/emp.csv
```

# 3

## Using Liquibase

This chapter covers the Liquibase feature in SQLcl. It has the following topics:

- [About Liquibase in SQLcl](#)
- [Requirements for Using Liquibase](#)
- [Supported Types](#)
- [Supported Liquibase Commands in SQLcl](#)
- [Using SQLcl Liquibase Functionality with Open-Source Liquibase](#)
- [Dynamic Object Transformation with SQLcl Liquibase and `DBMS\_METADATA` Oracle Database Package](#)
- [Liquibase Open-Source Changesets with SQLcl Liquibase](#)
- [DATABASECHANGELOG\\_DETAILS VIEW](#)
- [ChangeSets in Liquibase](#)
- [Examples Using Liquibase](#)

### 3.1 About Liquibase in SQLcl

Liquibase is an open-source database-independent library for tracking, managing and applying database schema changes.

For an understanding of the major concepts in Liquibase, see [Major Concepts](#).



#### Note:

Liquibase is not available in SQLcl that is part of the SQL Developer installation. To use this feature, you need to download the standalone SQLcl offering.

The Liquibase feature in SQLcl enables you to execute commands to generate a changelog for a single object or for a full schema (changeset and changelogs). You can process these objects manually using SQLcl or through any of the traditional Liquibase interfaces.

With the Liquibase feature in SQLcl, you can:

- Generate and execute single object changelogs
- Generate and execute schema changesets with object dependencies
- Automatically sort a changeset during creation based on object dependencies
- Record all SQL statements for changeset or changelog execution, as it is generated
- Provide full rollback support for changesets and changelogs automatically



## 3.2 Requirements for Using Liquibase

The two important aspects for using the Liquibase functionality are capturing and deploying objects in an Oracle database.

### Capture Objects

To capture an object or a schema, you must have SQLcl with the Liquibase plug-in available.

In this release, you can only capture objects from the schema you are connected to in SQLcl. You also need write permission on the directory in which you save the files.

If you are capturing an entire schema, the user you are connected to must have the privilege to create a table. The DATABASECHANGELOG\_EXPORT table is created internally to gather object details and sort them correctly. The created object is automatically excluded from the capture process and destroyed upon capture completion.

### Deploy Objects

Liquibase uses the DATABASECHANGELOG table to track the changesets that have been run. The DATABASECHANGELOGLOCK table ensures that only one instance of Liquibase is running at a time. The DATABASECHANGELOG\_ACTIONS table tracks the object state and the SQL statements executed during deployment.

- **SQLcl**

Deploying changes to any database through SQLcl requires the privilege to create a table. You must have necessary permissions to create any object type through the change that you are deploying.

- **Liquibase**

If you use Liquibase directly to deploy changesets, you need:

- the extension installed in your Liquibase environment. Add the following jar files from `sqlcl/lib` and `sqlcl/lib/ext` folders to the `liquibase/lib` folder:
  - \* `dbtools-liquibase.jar`
  - \* `dbtools-apex.jar`
  - \* `guava-with-lf.jar`
  - \* `xmlparserv2_sans_jaxp_services.jar`
  - \* `dbtools-common.jar`
- the privileges to create a table and a package.
- to update your properties file by adding the following line:

```
change-exec-listener-class:  
liquibase.changelog.visitor.OracleActionChangeListener
```

## 3.3 Supported Types

DDL types use create or replace syntax. A snapshot of the object is taken before applying the change so automatic rollback to the last known state is supported.

SXML types support automatic alter generation with automatic rollback support.

DDL types have their own change type.

- CONSTRAINT
- DIMENSION
- DIRECTORY
- FUNCTION
- JOB
- OBJECT\_GRANT
- PACKAGE\_BODY
- PACKAGE\_SPEC
- PROCEDURE
- PUBLIC\_SYNONYM
- REF\_CONSTRAINT
- SYNONYM
- TRIGGER
- TYPE BODY
- TYPE SPEC

SXML types share the SXML change type.

- AQ\_QUEUE
- AQ\_QUEUE\_TABLE
- AQ\_TRANSFORM
- ASSOCIATION
- AUDIT
- AUDIT\_OBJ
- CLUSTER
- CONTEXT
- DB\_LINK
- DEFAULT\_ROLE
- FGA\_POLICY
- JOB
- LIBRARY
- MATERIALIZED\_VIEW

- MATERIALIZED\_VIEW\_LOG
- OPERATOR
- PROFILE
- PROXY
- REFRESH\_GROUP
- RESOURCE\_COST
- RLS\_CONTEXT
- RLS\_GROUP
- RMGR\_CONSUMER\_GROUP
- RMGR\_INITIAL\_CONSUMER\_GROUP
- RMGR\_PLAN
- RMGR\_PLAN\_DIRECTIVE
- ROLE
- ROLLBACK\_SEGMENT
- SEQUENCE
- TABLE
- TABLESPACE
- TRIGGER XS\_ACL
- TRUSTED\_DB\_LINK
- USER
- VIEW
- XMLSCHEMA
- XS\_ACL\_PARAM INDEX
- XS\_DATA\_SECURITY
- XS\_ROLE
- XS\_ROLESET
- XS\_ROLE\_GRANT
- XS\_SECURITY\_CLASS
- XS\_USER

## 3.4 Supported Liquibase Commands in SQLcl

You can invoke the Liquibase commands in SQLcl with `liquibase` or `lb`.

The SQLcl Liquibase commands that were initially launched in SQLcl release 19.2 has deprecated. In this release, the SQLcl plug-in has been updated to synchronize with the new command format introduced by Liquibase.

## Syntax

```
Liquibase|lb COMMAND {OPTIONS}
Liquibase|lb help|he [-example|-ex]
Liquibase|lb help|he COMMAND [-syntax|-sy] [-example|-ex]
```

To see the help for Liquibase in SQLcl, type one of the following:

```
help Liquibase or lb
```

```
Liquibase or lb help
```

To quickly view the syntax and exclude other details, type:

```
lb help -syntax
```

To only view the examples in help, type:

```
lb help -example
```

<OPTIONS>: The list of options for each Liquibase command is provided in the following sections.

### Database Diff Commands

New Command	Description	Deprecated SQLcl Command
<a href="#">diff</a>	Writes description of differences between two databases to standard out.	diff
<a href="#">diff-changeLog</a>	Adds any differences between the databases specified to a changelog. Can append in any of the supported changelog formats.	-

### Database Rollback Commands

New Command	Description	Deprecated SQLcl Command
<a href="#">rollback</a>	Rolls back the database to the state it was in when the tag was applied.	rollback { -tag }
<a href="#">rollback-sql</a>	A helper command that produces the raw SQL Liquibase would run when using the rollbackByTag command.	rollbacksql { -tag }
<a href="#">rollback-to-date</a>	Rolls back the database to the state it was in at the given date/time.	rollback { -date }
<a href="#">rollback-to-date-sql</a>	A helper command that allows you to inspect the SQL Liquibase will run while using the rollback-to-date command.	rollbacksql { -date }
<a href="#">rollback-count</a>	Rolls back the last <value> changesets.	rollback { -count }

New Command	Description	Deprecated SQLcl Command
<a href="#">rollback-count-sql</a>	Writes SQL to roll back the last <value> changesets to STDOUT.	rollbacksql { -count }
<a href="#">future-rollback-sql</a>	Writes SQL to roll back the database to the current state after the changes in the changelog have been applied.	-
<a href="#">future-rollback-count-sql</a>	Generates the SQL that Liquibase would use to sequentially revert the number of changes associated with undeployed changesets, which are added to a changelog file.	-
<a href="#">future-rollback-from-tag-sql</a>	Produces the raw SQL Liquibase would need to roll back all undeployed changes made up to the specified tag.	-

### Database Snapshot Commands

New Command	Description	Deprecated SQLcl Command
<a href="#">data</a>	Generate changelogs for the data.	-
<a href="#">generate-apex-object</a>	Generate apex objects from a database	genobject { -apex }
<a href="#">generate-control-file</a>	Generate an empty control file that you can use to start a new changelog.	-
<a href="#">generate-object</a>	Generate database objects from a database	genobject
<a href="#">generate-ords-module, generate-ords-schema</a>	Generate ords objects from a database	genobject { -ords }
<a href="#">generate-schema</a>	Generate all supported objects in a schema and controller file.	genschema
<a href="#">generate-changelog</a>	Generate a changelog from a database when adding Liquibase to a new project. This is synonymous with snapshot with the exception of saving the output as XML in the changelog.	-
<a href="#">snapshot</a>	Gathers the current database schema and displays that information to STDOUT. With options, can save the schema in JSON format, and that JSON snapshot can serve as a comparison database.	-
<a href="#">update-to-tag-sql</a>	A helper command that inspects the SQL code Liquibase will run when using the update-to-tag <tag> command.	-
<a href="#">snapshot-reference</a>	Captures the current state of the referenceURL database, which is the source database.	-

**Database Update Commands**

<b>New Command</b>	<b>Description</b>	<b>Deprecated SQLcl Command</b>
<a href="#">update</a>	Updates the database to the current version.	update
<a href="#">update-sql</a>	A helper command that enables you to inspect the SQL code that Liquibase will run when using the update command.	updateSql
<a href="#">update-count</a>	Applies the next <value> changesets.	-
<a href="#">update-count-sql</a>	Writes SQL to apply the next <value> changesets to STDOUT.	-
<a href="#">update-testing-rollback</a>	Updates the database, then rolls back changes before updating again.	-
<a href="#">update-to-tag</a>	Applies sequential changes to your database from the newest changeset to the changeset with the tag you specified and applied earlier.	-
<a href="#">update-to-tag-sql</a>	A helper command that inspects the SQL code Liquibase will run when using the update-to-tag <tag> command.	-

**Documentation Commands**

<b>New Command</b>	<b>Description</b>	<b>Deprecated SQLcl Command</b>
<a href="#">db-doc</a>	Generates Javadoc-like documentation based on current database and changelog.	dbdoc

**Maintenance Commands**

<b>New Command</b>	<b>Description</b>	<b>Deprecated SQLcl Command</b>
<a href="#">calculate-checksum</a>	Calculates and prints a checksum for the changeset with the specified id in the following format: filepath::id::author.	-
<a href="#">changelog-sync</a>	Marks all changes as executed in the database.	-
<a href="#">changelog-sync-sql</a>	Writes SQL to mark all changes as executed in the database to STDOUT.	changelogsync
<a href="#">changelog-sync-to-tag</a>	Marks all undeployed changesets from your changelog up to and including the specified tag as executed in your database.	-
<a href="#">changelog-sync-to-tag-sql</a>	Produces the raw SQL that Liquibase would run when using the changelog-sync-to-tag command to mark all undeployed changesets associated with the specified tag as executed in your database.	-

New Command	Description	Deprecated SQLcl Command
<a href="#">clear-checksums</a>	Removes current checksums from database. On next update changesets that have already been deployed will have their checksums recomputed, and changesets that have not been deployed will be deployed.	clearchecksums
<a href="#">drop-all</a>	Drops all database objects owned by the user.	-
<a href="#">list-locks</a>	Lists who currently has locks on the database changelog.	listlocks
<a href="#">mark-next-changeset-ran</a>	Mark the next changeset as executed in the database.	-
<a href="#">mark-next-changeset-ran-sql</a>	Inspects the SQL Liquibase will run while using the mark-next-changeset-ran command.	-
<a href="#">release-locks</a>	Releases all locks on the database changelog.	releaselocks
<a href="#">tag</a>	"Tags" the current database state for future rollback.	tag
<a href="#">tag-exists</a>	Checks whether the given tag already exists.	tagexists
<a href="#">unexpected-changesets</a>	Produces a list of changesets that were run in the database but do not exist in the current changelog.	
<a href="#">validate</a>	Checks the changelog for errors.	validate

### Status Commands

New Command	Description	Deprecated SQLcl Command
<a href="#">history</a>	Lists all deployed changesets and their deploymentIds.	-
<a href="#">status</a>	Outputs the count (or list, if --verbose) of changesets that have not been deployed.	-

## 3.4.1 calculate-checksum

Calculates and prints a checksum for the changeset with the given ID in the format `filepath::id::author`.

### Syntax

```
Liquibase|lb calculate-checksum|cac OPTIONS
```

The `calculate-checksum` command is typically used to compute an MD5 checksum, which serves as a unique identifier for the changeset. As a result, you can see whether the changeset has been changed and whether it has to be deployed differently. The `MD5SUM` column in the `DATABASECHANGELOG` table contains a checksum of the changeset and any change made in the changeset will result in a different checksum.

## Options

Option	Description	Default	Deprecated
<b>Required</b>			
<code>-changelog-file   chf</code>	The root changelog file.	-	<code>--changelogFile</code>
<code>-changeset-identifier   -chi</code>	Changeset ID identifier of form <code>filepath::id::author</code> .	-	<code>--changesetIdentifier</code>
<b>Optional</b>			
<code>-database-changelog-table-name   -dactn</code>	Name of table to use for tracking change history.	-	<code>--databaseChangelogTableName</code>
<code>-debug   -de</code>	Enable debug output.	False	-
<code>-default-schema-name   -desn</code>	The default schema name to use for the database connection.	-	<code>--defaultSchemaName</code>
<code>-liquibase-schema-name   -lbn</code>	Schema to use for Liquibase objects.	-	<code>--liquibaseSchemaName</code>
<code>-liquibase-tablespace-name   -lbtn</code>	Tablespace to use for Liquibase objects.	-	<code>--liquibaseTablespaceName</code>
<code>--log   -lo</code>	Enable logging. Standard logging is <code>INFO</code> level (no debug flag). Debug logging is <code>FINEST</code> level (both log and debug flag).	False	-
<code>-search-path   -sep</code>	Complete list of locations to search for files such as changelog files. You can specify multiple paths by separating them with commas.	-	<code>--searchPath</code>
<code>-secure-parsing   scp</code>	If true, remove functionality from file parsers, which can be used insecurely. An example is disabling remote XML entity support.	-	<code>--secureParsing</code>

## Example

Calculate a checksum for changeset:

```
SQL> lb calculate-checksum --changelog-file countries_table.xml --changeset-identifier countries_table.xml::382e51cedfbfc7ba59568dd09dcd4e110b9fbeca:: (USER) - Generated
SQL> liquibase calculate-checksum changelog.oracle.sql::myID_123::Steve
```



## 3.4.2 changelog-sync

Marks all changes as executed in the database.

### Syntax

```
Liquibase|lb changelog-sync|chs OPTIONS
```

Uses include:

- Creating a new baseline database.
- Excluding objects from a database.
- Marking a change as executed. The change was created manually.

### Options

Option	Description	Default	Deprecated
<b>Required</b>			
-changelog-file   -chf	The root changelog file.	-	--changelogFile
<b>Optional</b>			
-contexts   -co	Context string to use for filtering which changes to operate on.	-	-
-database-changelog-table-name   -dactn	Name of table to use for tracking change history.	-	--databaseChangelogTableName
-debug   -de	Enable debug output.	False	-
-default-schema-name   -desn	The default schema name to use for the database connection.	-	--defaultSchemaName
-labels   -la	Label expression to use for filtering the changes to operate on.	-	-
-liquibase-schema-name   -lbsn	Schema to use for Liquibase objects.	-	--liquibaseSchemaName
-liquibase-tablespace-name   -lbtn	Tablespace to use for Liquibase objects.	-	--liquibaseTablespaceName
-log   -lo	Enable logging. Standard logging is INFO level (no debug flag). Debug logging is FINEST level (both log and debug flag).	False	-

Option	Description	Default	Deprecated
-search-path   -sep	Complete list of locations to search for files such as changelog files. You can specify multiple paths by separating them with commas.	-	--searchPath
-secure-parsing   -scp	If true, remove functionality from file parsers, which can be used insecurely. An example is disabling remote XML entity support.	-	--secureParsing

### Example

Mark changes as executed in the database:

```
-- Set default output path
SQL> cd <output-files-path>
-- Connect to target and execute command
SQL> connect <db-connect-string>
SQL> lb changelog-sync -changelog-file countries_table.xml
```

## 3.4.3 changelog-sync-sql

Output the raw SQL used by Liquibase when running changelogsync.

### Syntax

```
Liquibase|lb changelog-sync-sql|chss
```

### Options

Option	Description	Default	Deprecated
<b>Required</b>			
-changelog-file   chf	The root changelog file.	-	--changelogFile
<b>Optional</b>			
-contexts   -co	Context string to use for filtering which changes to operate on.	-	-
-database-changelog-table-name   -dactn	Name of table to use for tracking change history.	-	--databaseChangelogTableName
-debug   -de	Enable debug output.	False	-

Option	Description	Default	Deprecated
-default-schema-name   -desn	The default schema name to use for the database connection.	-	--defaultSchemaName
-labels   -la	Label expression to use for filtering the changes to operate on.	-	-
-liquibase-schema-name   -lbsn	Schema to use for Liquibase objects.	-	--liquibaseSchemaName
-liquibase-tablespace-name   -lbtn	Tablespace to use for Liquibase objects.	-	--liquibaseTablespaceName
-log   -lo	Enable logging. Standard logging is INFO level (no debug flag). Debug logging is FINEST level (both log and debug flag).	False	-
-output-default-schema   -ouds	Control whether names of objects in the default schema are fully qualified or not. If true they are qualified. If false, only objects outside the default schema are fully qualified.	False	--outputDefaultSchema
-search-path   -sep	Complete list of locations to search for files such as changelog files. You can specify multiple paths by separating them with commas.	-	--searchPath
-secure-parsing   -scp	If true, remove functionality from file parsers, which can be used insecurely. An example is disabling remote XML entity support.	-	--secureParsing

### Example

Generate SQL to mark changes as executed in the database:

```
-- Set default output path
SQL> cd <output-files-path>
-- Connect to target and execute command
SQL> connect <db-connect-string>
SQL> lb changelog-sync-sql -changelog-file countries_table.xml -
outputfile countries_synch.sql
```

## 3.4.4 changelog-sync-to-tag

Marks all undeployed changesets as executed starting from the top of the changelog file and moving down up to and including the tag.

### Syntax

```
Liquibase|lb changelog-sync-to-tag|chstt
```

### Options

Option	Description	Default	Deprecated
<b>Required</b>			
-changelog-file   -chf	The root changelog file.	-	--changelogFile
<b>Optional</b>			
-contexts   -co	Context string to use for filtering which changes to operate on.	-	-
-database-changelog-table-name   -dactn	Name of table to use for tracking change history.	-	--databaseChangelogTableName
-debug   -de	Enable debug output.	False	-
-default-schema-name   -desn	The default schema name to use for the database connection.	-	--defaultSchemaName
-labels   -la	Label expression to use for filtering the changes to operate on.	-	-
-liquibase-schema-name   -lbsn	Schema to use for Liquibase objects.	-	--liquibaseSchemaName
-liquibase-tablespace-name   -lbtn	Tablespace to use for Liquibase objects.	-	--liquibaseTablespaceName
-log   -lo	Enable logging. Standard logging is INFO level (no debug flag). Debug logging is FINEST level (both log and debug flag).	False	-
-search-path   -sep	Complete list of locations to search for files such as changelog files.  You can specify multiple paths by separating them with commas.	-	--searchPath

Option	Description	Default	Deprecated
-secure-parsing   scp	- If true, remove functionality from file parsers, which can be used insecurely.  An example is disabling remote XML entity support.	-	--secureParsing

### Example

Mark changes as executed in database up to and including tag.

```
cd <lb-changes-directory>
-- Edit changelog file and add tagDatabase entries for versions.
-- Execute command using a tag specified in tagDatabase in the
changelog file.
SQL> lb changelog-sync-to-tag -tag version1 -changelog-file
controller.xml
```

## 3.4.5 changelog-sync-to-tag-sql

Output the raw SQL used by Liquibase when running changelogSyncToTag.

### Syntax

```
Liquibase|lb changelog-sync-to-tag-sql|chstmts OPTIONS
```

### Options

Option	Description	Default	Deprecated
<b>Required</b>			
-changelog-file   -chf	The root changelog file.	-	--changelogFile
-tag   -ta	Generic 'tag to apply action to'	-	-
<b>Optional</b>			
-contexts   -co	Context string to use for filtering which changes to operate on.	-	-
-database-changelog-table-name   -dactn	Name of table to use for tracking change history.	-	--databaseChangelogTableName
-debug   -de	Enable debug output.	False	-
-default-schema-name   -desn	The default schema name to use for the database connection.	-	--defaultSchemaName

Option	Description	Default	Deprecated
-labels   -la	Label expression to use for filtering the changes to operate on.	-	-
-liquibase-schema-name   -lbn	Schema to use for Liquibase objects.	-	--liquibaseSchemaName
-liquibase-tablespace-name   -lbtn	Tablespace to use for Liquibase objects.	-	--liquibaseTablespaceName
-log   -lo	Enable logging. Standard logging is INFO level (no debug flag). Debug logging is FINEST level (both log and debug flag).	False	-
-output-default-schema   -ouds	Control whether names of objects in the default schema are fully qualified or not. If true they are qualified. If false, only objects outside the default schema are fully qualified.	False	--outputDefaultSchema
-search-path   -sep	Complete list of locations to search for files such as changelog files. You can specify multiple paths by separating them with commas.	-	--searchPath
-secure-parsing   -scp	If true, remove functionality from file parsers, which can be used insecurely. An example is disabling remote XML entity support.	-	--secureParsing

### Example

Mark changes as executed in database up to and including tag.

```
cd <lb-changes-directory>
-- Edit changelog file and add tagDatabase entries for versions.
-- Execute command using a tag specified in tagDatabase in the changelog file.
SQL> lb changelog-sync-to-tag-sql -tag version1 -changelog-file controller.xml -outputfile synch.sql
```

## 3.4.6 clear-checksums

Clears all checksums and nullifies the MD5SUM column of the DATABASECHANGELOG table so that they will be recomputed on the next database update.

### Syntax

```
Liquibase|lb clear-checksums|clc OPTIONS
```

### Options

Option	Description	Default	Deprecated
-database-changelog-table-name   -dactn	Name of table to use for tracking change history.	-	-- databaseChangelogTableName
-debug   -de	Enable debug output.	False	-
-default-schema-name   -desn	The default schema name to use for the database connection.	-	--defaultSchemaName
-liquibase-schema-name   -lbsn	Schema to use for Liquibase objects.	-	-- liquibaseSchemaName
-liquibase-tablespace-name   -lbtn	Tablespace to use for Liquibase objects.	-	-- liquibaseTablespaceName
-log   -lo	Enable logging. Standard logging is INFO level (no debug flag). Debug logging is FINEST level (both log and debug flag).	False	-
-secure-parsing   -scp	If true, remove functionality from file parsers, which can be used insecurely. An example is disabling remote XML entity support.	-	--secureParsing

### Example

Clear checksums:

```
-- Connect to target and execute command.
SQL> connect <db-connect-string>
SQL> clear-checksums
```

## 3.4.7 data

Generate changelogs for the data. Creates a changelog for data from all objects or as filters are specified.

## Syntax

Liquibase|lb data|da OPTIONS

## Options

Option	Description	Default	Deprecated
-database-changelog-table-name   -dactn	Name of table to use for tracking change history.	-	--databaseChangelogTableName
-debug   -de	Enable debug output.	False	-
-default-schema-name   -desn	The default schema name to use for the database connection.	-	--defaultSchemaName
-exclude-objects   -exo	Objects to exclude from diff.	-	--excludeObjects
-include-objects   -ino	Objects to include in diff.	-	--includeObjects
-liquibase-schema-name   -lbsn	Schema to use for Liquibase objects.	-	--liquibaseSchemaName
-liquibase-tablespace-name   -lbtn	Tablespace to use for Liquibase objects.	-	--liquibaseTablespaceName
-log   -lo	Enable logging. Standard logging is INFO level (no debug flag). Debug logging is FINEST level (both log and debug flag).	False	-
-schemas   -sc	Schemas to include in diff.	-	-
-secure-parsing   -scp	If true, remove functionality from file parsers, which can be used insecurely. An example is disabling remote XML entity support.	-	--secureParsing

## 3.4.8 db-doc

Generates JavaDoc documentation for the existing database and changelogs.

## Syntax

Liquibase|lb db-doc|dbd OPTIONS



## Options

Option	Description	Default	Deprecated
<b>Required</b>			
-changelog-file   -chf	The root changelog file.	-	--changelogFile
-output-directory   -oud	The directory where the documentation is generated.	-	--outputDirectory
<b>Optional</b>			
-database-changelog-table-name   -dactn	Name of table to use for tracking change history.	-	--databaseChangelogTableName
-debug   -de	Enable debug output.	False	-
-default-schema-name   -desn	The default schema name to use for the database connection.	-	--defaultSchemaName
-liquibase-schema-name   -lbsn	Schema to use for Liquibase objects.	-	--liquibaseSchemaName
-liquibase-tablespace-name   -lbtn	Tablespace to use for Liquibase objects.	-	--liquibaseTablespaceName
-log   -lo	Enable logging. Standard logging is INFO level (no debug flag). Debug logging is FINEST level (both log and debug flag).	False	-
-search-path   -sep	Complete list of locations to search for files such as changelog files. You can specify multiple paths by separating them with commas.	-	--searchPath
-secure-parsing   -scp	If true, remove functionality from file parsers, which can be used insecurely. An example is disabling remote XML entity support.	-	--secureParsing

## Example

Generate db documentation:

```
-- Set default output path
SQL> cd <output-files-path>
```

```
-- Generate doc
SQL> lb db-doc -output-directory ./dbdoc -changelog-file controller.xml
```

## 3.4.9 diff

Compare two databases.

### Syntax

```
Liquibase|lb diff|di OPTIONS
```

### Options

Option	Description	Default	Deprecated
<b>Required</b>			
-reference-password   -rep	The reference database password.	-	--referencePassword
-reference-url   - reur	The JDBC reference database connection URL.	-	--referenceUrl
-reference-username   -reu	The reference database username.	-	--referenceUsername
<b>Optional</b>			
-database- changelog-table- name   -dactn	Name of table to use for tracking change history.	-	-- databaseChangelogTabl eName
-debug   -de	Enable debug output.	False	-
-default-schema- name   -desn	The default schema name to use for the database connection.	-	--defaultSchemaName
-diff-types   -dit	Types of objects to compare	catalogs, tables, views, columns, indexes, foreignkeys, primarykeys, uniqueconstraints, data, storedprocedures, sequences{catalogs  tables  views  columns  indexes  foreignkeys  primarykeys  uniqueconstraints  data  storedprocedures  sequences}	--diffTypes
-exclude-objects   -exo	Objects to exclude from diff	-	--excludeObjects
-include-objects   -ino	Objects to include in diff	-	--includeObjects
-liquibase-schema- name   -lbsn	Schema to use for Liquibase objects.	-	-- liquibaseSchemaName
-liquibase- tablespace-name   - lbtn	Tablespace to use for Liquibase objects.	-	-- liquibaseTablespaceNa me

Option	Description	Default	Deprecated
-log   -lo	Enable logging. Standard logging is INFO level (no debug flag). Debug logging is FINEST level (both log and debug flag).	False	-

### Examples

Compare two databases and spool output.

```
-- Set default output path
SQL> cd <output-files-path>
SQL> spool diff.sql
-- Connect to target database
SQL> connect <db-connect-string>
-- Compare to a reference database
SQL> lb diff -reference-url <reference-db-url> -reference-username
<reference-db-user> -reference-password <reference-db-password>
SQL> spool off
```

Compare tables, indexes and views between two databases.

```
-- Set default output path
SQL> cd <output-files-path>
SQL> spool diff.sql
-- Connect to comparison database
SQL> connect <db-connect-string>
-- Compare to a reference database
SQL> lb diff -diff-types tables,indexes,views -reference-url <db-url>
-reference-username <db-user> -reference-password <db-password>
```

## 3.4.10 diff-changeLog

Compare two databases to produce changesets and write them to a changelog file.

### Syntax

```
Liquibase|lb diff-changelog|dic OPTIONS
```

### Options

Option	Description	Default	Deprecated
<b>Required</b>			
-changelog-file   -chf	The root changelog file.	-	--changelogFile

Option	Description	Default	Deprecated
-reference-password   -rep	The reference database password.	-	--referencePassword
-reference-url   -reur	The JDBC reference database connection URL.	-	--referenceUrl
-reference-username   -reu	The reference database username.	-	--referenceUsername
<b>Optional</b>			
-database-changelog-table-name   -dactn	Name of table to use for tracking change history.	-	--databaseChangelogTableName
-debug   -de	Enable debug output.	False	-
-default-schema-name   -desn	The default schema name to use for the database connection.	-	--defaultSchemaName
-diff-types   -dit	Types of objects to compare	catalogs, tables, views, columns, indexes, foreignkeys, primarykeys, uniqueconstraints, data, storedprocedures, sequences{catalogs  tables  views  columns  indexes  foreignkeys  primarykeys  uniqueconstraints  data  storedprocedures  sequences}	--diffTypes
-exclude-objects   -exo	Objects to exclude from diff	-	--excludeObjects
-include-objects   -ino	Objects to include in diff	-	--includeObjects
-include-schema   -ins	If true, the schema is included in generated changeSets.	False	--includeSchema
-include-tablespace   -int	Include the tablespace attribute in the changelog	False	--includeTableSpace
-liquibase-schema-name   -lbsn	Schema to use for Liquibase objects.	-	--liquibaseSchemaName
-liquibase-tablespace-name   -lbtn	Tablespace to use for Liquibase objects.	-	--liquibaseTablespaceName

Option	Description	Default	Deprecated
-log   -lo	Enable logging. Standard logging is INFO level (no debug flag). Debug logging is FINEST level (both log and debug flag).	False	-
-reference-default-schema-name   -redsn	The reference default schema name to use for the database connection.	-	--referenceDefaultSchemaName
-schemas   -sc	Schemas to include in diff	-	-
-search-path   -sep	Complete list of locations to search for files such as changelog files. You can specify multiple paths by separating them with commas.	-	--searchPath
-secure-parsing   -scp	If true, remove functionality from file parsers, which can be used insecurely. An example is disabling remote XML entity support.	-	--secureParsing

## Examples

Create changelog to synchronize two databases.

```
-- Set default output path
SQL> cd <output-files-path>
-- Connect to target database
SQL> connect <db-connect-string>
-- Compare to a reference database and create a changelog to
synchronize them
SQL> lb diff-changelog -changelog-file diff.xml -reference-url <db-
url> -reference-username <db-user> -reference-password <db-password>
```

Create changelog to synchronize table excluding employees between two databases.

```
-- Set default output path
SQL> cd <output-files-path>
-- Connect to comparison database
SQL> connect <db-connect-string>
-- Compare tables to a reference database
SQL> lb diff-changelog -changelog-file diff.xml -diffTypes=tables -
```

```
exclude-objects employees -reference-url <db-url>
-reference-username <db-user> -reference-password <db-password>
```

### 3.4.11 drop-all

Drops all database objects owned by the user.

#### Syntax

```
Liquibase|lb drop-all|dra
```

dropAll will not drop functions, procedures, or packages for the community version of Liquibase.

Functions, procedures, packages, and synonyms can only be dropped for Liquibase Pro supported objects.

dropAll is typically used when there is a need to prepare an environment schema to be identical to another environment schema. dropAll is useful in the developer and test environments to remove unwanted objects to reset the database to empty.

The command makes it easier to standardize another schema, compared to manually deleting the objects, or dropping and recreating the desired schema. dropAll should not be used in a production environment to prevent removal of required objects.

### 3.4.12 future-rollback-count-sql

Generates SQL that is used to sequentially revert the specified number of undeployed changes.

#### Syntax

```
Liquibase|lb future-rollback-count-sql|furcs OPTIONS
```

#### Options

Option	Description	Default	Deprecated
<b>Required</b>			
-changelog-file   -chf	The root changelog file.	-	--changelogFile
-count   -cu	The number of changes to roll back.	-	-
<b>Optional</b>			
-contexts   -co	Context string to use for filtering which changes to operate on.	-	-
-database-changelog-table-name   -dactn	Name of table to use for tracking change history.	-	--databaseChangelogTableName
-debug   -de	Enable debug output.	False	-
-default-schema-name   -desn	The default schema name to use for the database connection.	-	--defaultSchemaName

Option	Description	Default	Deprecated
-labels   -la	Label expression to use for filtering the changes to operate on.	-	-
-liquibase-schema-name   -lbsn	Schema to use for Liquibase objects.	-	--liquibaseSchemaName
-liquibase-tablespace-name   -lbtn	Tablespace to use for Liquibase objects.	-	--liquibaseTablespaceName
-log   -lo	Enable logging. Standard logging is <code>INFO</code> level (no debug flag). Debug logging is <code>FINEST</code> level (both log and debug flag).	False	-
-output-default-schema   -ouds	Control whether names of objects in the default schema are fully qualified or not. If true, they are qualified. If false, only objects outside the default schema are fully qualified.	False	--outputDefaultSchema
-search-path   -sep	Complete list of locations to search for files such as changelog files. You can specify multiple paths by separating them with commas.	-	--searchPath
-secure-parsing   -scp	If true, remove functionality from file parsers, which can be used insecurely. An example is disabling remote XML entity support.	-	--secureParsing

### Example

Generate SQL to roll back the specified number of undeployed changes.

```
-- Set default output path
SQL> cd <output-files-path>
-- Connect to target
SQL> connect <db-connect-string>
-- Generate SQL to roll back 1 undeployed change
SQL> lb future-rollback-count-sql -count 1 -changelog-file
controller.xml
```

### 3.4.13 future-rollback-from-tag-sql

Generates SQL to revert future undeployed changes up to the specified tag.

#### Syntax

```
Liquibase|lb future-rollback-from-tag-sql|furfts OPTIONS
```

## Options

Option	Description	Default	Deprecated
<b>Required</b>			
<code>-changelog-file   chf</code>	The root changelog file.	-	<code>--changelogFile</code>
<code>-tag   -ta</code>	Generic 'tag to apply action to'.	-	-
<b>Optional</b>			
<code>-contexts   -co</code>	Context string to use for filtering which changes to operate on.	-	-
<code>-database-changelog-table-name   -dactn</code>	Name of table to use for tracking change history.	-	<code>--databaseChangelogTableName</code>
<code>-debug   -de</code>	Enable debug output.	False	-
<code>-default-schema-name   -desn</code>	The default schema name to use for the database connection.	-	<code>--defaultSchemaName</code>
<code>-labels   -la</code>	Label expression to use for filtering the changes to operate on.	-	-
<code>-liquibase-schema-name   -lbn</code>	Schema to use for Liquibase objects.	-	<code>--liquibaseSchemaName</code>
<code>-liquibase-tablespace-name   lbtn</code>	Tablespace to use for Liquibase objects.	-	<code>--liquibaseTablespaceName</code>
<code>-log   -lo</code>	Enable logging. Standard logging is <code>INFO</code> level (no debug flag). Debug logging is <code>FINEST</code> level (both log and debug flag).	False	-
<code>-output-default-schema   -ouds</code>	Control whether names of objects in the default schema are fully qualified or not. If true, they are qualified. If false, only objects outside the default schema are fully qualified.	False	<code>--outputDefaultSchema</code>
<code>-search-path   -sep</code>	Complete list of locations to search for files such as changelog files. You can specify multiple paths by separating them with commas.	-	<code>--searchPath</code>
<code>-secure-parsing   scp</code>	If true, remove functionality from file parsers, which can be used insecurely. An example is disabling remote XML entity support.	-	<code>--secureParsing</code>



## Example

Generate SQL to roll back undeployed changes to tag.

```
-- Set default output path
SQL> cd <output-files-path>
-- Connect to target
SQL> connect <db-connect-string>
-- Generate SQL to roll back 1 undeployed change
SQL> lb future-rollback-count-sql -count 1 -changelog-file
controller.xml
-- Edit changelog file and add tagDatabase entries for versions
-- Generate SQL to roll undeployed changes back to version1
SQL> lb future-rollback-from-tag-sql -tag version1 -changelog-file
controller.xml
```

### 3.4.14 future-rollback-sql

Generate the raw SQL needed to roll back future undeployed changes.

#### Syntax

```
Liquibase|lb future-rollback-sql|furs OPTIONS
```

#### Options

Option	Description	Default	Deprecated
<b>Required</b>			
-changelog-file   -chf	The root changelog file.	-	--changelogFile
<b>Optional</b>			
-contexts   -co	Context string to use for filtering which changes to operate on.	-	-
-database- changelog-table- name   -dactn	Name of table to use for tracking change history.	-	-- databaseChangelogTa bleName
-debug   -de	Enable debug output.	False	-
-default-schema- name   -desn	The default schema name to use for the database connection.	-	--defaultSchemaName
-labels   -la	Label expression to use for filtering the changes to operate on.	-	-
-liquibase- schema-name   - lbsn	Schema to use for Liquibase objects.	-	-- liquibaseSchemaNam e
-liquibase- tablespace-name   -lbtn	Tablespace to use for Liquibase objects.	-	-- liquibaseTablespaceN ame

Option	Description	Default	Deprecated
-log   -lo	Enable logging. Standard logging is <code>INFO</code> level (no debug flag). Debug logging is <code>FINEST</code> level (both log and debug flag).	False	-
-output-default-schema   -ouids	Control whether names of objects in the default schema are fully qualified or not. If true, they are qualified. If false, only objects outside the default schema are fully qualified.	False	--outputDefaultSchema
-search-path   -sep	Complete list of locations to search for files such as changelog files. You can specify multiple paths by separating them with commas.	-	--searchPath
-secure-parsing   -scp	If true, remove functionality from file parsers, which can be used insecurely. An example is disabling remote XML entity support.	-	--secureParsing

### Example

Generate SQL to roll back undeployed changes.

```
-- Set default output path
SQL> cd <output-files-path>
-- Connect to target
SQL> connect <db-connect-string>
-- Generate SQL to roll back 1 undeployed change
SQL> lb future-rollback-count-sql -count 1 -changelog-file controller.xml
-- Generate SQL to rollback all undeployed changes
SQL> lb future-rollback-sql -changelog-file controller.xml
```

## 3.4.15 generate-apex-object

Generates the changeset for an APEX object.

### Syntax

```
Liquibase|lb generate-apex-object|geao OPTIONS
```

This command uses custom extension functionality.

XML files are generated defining the DDL for the APEX object.

## Options

Option	Description	Default	Deprecated
-debug   -de	Enable debug output.	False	-
-log   -lo	Enable logging. Standard logging is INFO level (no debug flag). Debug logging is FINEST level (both log and debug flag).	False	-

## Example

Generate APEX object:

```
-- Set default output path
SQL> cd <output-files-path>
-- Generate XML files
SQL> lb generate-apex-object
```

## 3.4.16 generate-changelog

Writes changelog XML to copy the current state of the database to standard output or a file (uses core Liquibase functionality).

### Syntax

```
Liquibase|lb generate-changelog|gec OPTIONS
```

## Options

Option	Description	Default	Deprecated
<b>Required</b>			
-changelog-file   -chf	The root changelog file.	-	--changelogFile
<b>Optional</b>			
-data-output-directory   -daod	Directory to write data to.	-	--dataOutputDirectory
-database-changelog-table-name   -dactn	Name of table to use for tracking change history.	-	--databaseChangelogTableName
-debug   -de	Enable debug output.	False	-
-default-schema-name   -desn	The default schema name to use for the database connection.	-	--defaultSchemaName

Option	Description	Default	Deprecated
-diff-types   -dit	Types of objects to compare	catalogs, tables, views, columns, indexes, foreignkeys, primarykeys, uniqueconstraints, data, storedprocedures, sequences{catalogs  tables  views  columns  indexes  foreignkeys  primarykeys  uniqueconstraints  data  storedprocedures  sequences}	--diffTypes
-exclude-objects   -exo	Objects to exclude from diff	-	--excludeObjects
-include-objects   -ino	Objects to include in diff	-	--includeObjects
-include-schema   -ins	If true, the schema is included in generated changeSets.	False	--includeSchema
-include-tablespace   -int	Include the tablespace attribute in the changelog	False	--includeTableSpace
-liquibase-schema-name   -lbn	Schema to use for Liquibase objects.	-	--liquibaseSchemaName
-liquibase-tablespace-name   -lbtn	Tablespace to use for Liquibase objects.	-	--liquibaseTablespaceName
-log   -lo	Enable logging. Standard logging is INFO level (no debug flag). Debug logging is FINEST level (both log and debug flag).	False	-
-output-default-schema   -ouds	Control whether names of objects in the default schema are fully qualified or not. If true they are qualified. If false, only objects outside the default schema are fully qualified.	False	--outputDefaultSchema
-overwrite-output-file   -ovof	Flag to enable overwriting of output changelog file.	False	--overwriteOutputFile
-schemas   -sc	Schemas to include in diff	-	-

Option	Description	Default	Deprecated
-search-path   -sep	Complete list of locations to search for files such as changelog files. You can specify multiple paths by separating them with commas.	-	--searchPath
-secure-parsing   -scp	If true, remove functionality from file parsers, which can be used insecurely. An example is disabling remote XML entity support.	-	--secureParsing

### Examples

Generate XML files for a database.

```
-- Set default output path
SQL> cd <output-files-path>
-- Generate xml files
SQL> lb generate-changelog
```

Generate XML files for specific schemas in a database.

```
SQL> lb generate-changelog -schemas hr,sales
```

## 3.4.17 generate-control-file

Generates an empty control file that you can use to start a new changelog.

### Syntax

```
Liquibase|lb generate-control-file OPTIONS
```

### Options

Option	Description	Default	Deprecated
<b>Required</b>			
-changelog-file   -chf	The root changelog file.	-	--changelogFile
<b>Optional</b>			
-debug   -de	Enable debug output.	False	-

Option	Description	Default	Deprecated
-log   -lo	Enable logging. Standard logging is INFO level (no debug flag). Debug logging is FINEST level (both log and debug flag).	False	-

### Example

Generate control file:

```
--Set default output path
SQL> cd <output-files-path>
SQL> lb generate-control-file
```

## 3.4.18 generate-object

Writes change log XML to copy the current state of the database object to a file.

### Syntax

```
lb generate-object OPTIONS
```

This command uses custom extension functionality. An XML file is generated defining the DDL for the object specified. The file is used to deploy using `UPDATE` commands.

### Options

Option	Description	Default	Deprecated
-debug   -de	Enable debug output	False	-
-fail-on-error   -foe	Set failOnError attribute to true in changelog.	False	-
-log   -lo	Enable logging	False	-
-object-name   -obn	Name of the object.	-	-
-object-type   -obt	Type of object.	-	-
-output-default-schema   -ouds	Control whether names of objects in the default schema are fully qualified or not. If true, they are qualified. If false, only objects outside the default schema are fully qualified.	False	--outputDefaultSchema
-replace   -re	Set replaceIfExists attribute to true in changelog.	False	-
-runalways   -ra	Set runAlways attribute to true in changelog	False	-

Option	Description	Default	Deprecated
-runonchange   -rc	Set runOnChange attribute to true in changelog.	False	-

### Example

Generate the XML file for a specific object.

```
-- Set default output path
SQL> cd <output-files-path>
-- Generate xml files
SQL> lb generate-object -object-type table -object-name employees
```

## 3.4.19 generate-ords-module

Generates the code necessary to reproduce a module and all children using the ORDS APIs.

### Syntax

```
Liquibase|lb generate-ords-module|geom OPTIONS
```

This command uses custom extension functionality. The generated script includes roles and privileges associated with the selected module.

### Options

Option	Description	Default	Deprecated
<b>Required</b>			
-module-name   -mon	The module name for which to generate code.	-	-
<b>Optional</b>			
-debug   -de	Enable debug output.	False	-
-include-enable-schema   -ines	Dictates whether the enable_schema call will be included in the export.	True	-
-include-privs   -inp	Dictates whether privileges will be included in the export.	True	-

### Example

Generate ORDS module object:

```
-- Set default output path
SQL> cd <output-files-path>
```

```
-- Generate XML files
SQL> lb generate-ords-module
```

### 3.4.20 generate-ords-schema

Generates the code necessary to reproduce all modules and children using the ORDS APIs.

#### Syntax

```
Liquibase|lb generate-ords-schema|geos OPTIONS
```

The generated script includes all roles and privileges associated with the exported modules.

#### Options

Option	Description	Default	Deprecated
-debug   -de	Enable debug output.	False	-
-include-enable-schema   -ines	Dictates whether the <code>enable_schema</code> call is included in the export.	True	-
-include-privs   -inp	Dictates whether privileges will be included in the export.	True	-

### 3.4.21 generate-schema

Writes changelog XML to copy the current state of the database to files.

#### Syntax

```
Liquibase|lb generate-schema|ges OPTIONS
```

This command uses custom extension functionality. XML files are generated defining the DDL for each object in the database. A controller XML file is created or updated identifying the individual XML files generated. The files are used to deploy using `UPDATE` commands.

#### Options

Option	Description	Default	Deprecated
-contexts   -co	Context string to use for filtering which changes to operate on.	-	-
-database-changelog-table-name   -dactn	Name of table to use for tracking change history	DATABASECHANGELOG	-- databaseChangelogTableName
-debug   -de	{true false} Enable debug output.	False	-



Option	Description	Default	Deprecated
-fail-on-error   -foe	{true false} Set failOnError attribute to true in changelog.	False	-
-filter   -fi	The filter value is the right-hand side of a SQL comparison, that is, a SQL comparison operator (=,!=, and so on) and the value compared against. The value must contain parentheses and quotation marks where appropriate. For example: "IN ('DEPT','EMP')". The filter value is combined with the object attribute corresponding to the object name to produce a WHERE condition in the query that fetches the objects. In the preceding example, objects named DEPT and EMP are retrieved. By default, all named objects of object_type are selected.	-	-
-grants   -gr	{true false} Export Object, System and Role grants.	False	-
-labels   -la	Label expression to use for filtering which changes to operate on.	-	-
-log   -lo	{true false} Enable logging. Standard logging is INFO level (no debug flag). Debug logging is FINEST level (both log and debug flag).	False	-
-replace   -re	{true false} Set replaceIfExists attribute to true in changelog.	False	-
-runalways   -ra	{true false} Set runAlways attribute to true in changelog.	False	-

Option	Description	Default	Deprecated
-runonchange   -rc	{true false} Set runOnChange attribute to true in changelog.	False	
-split   -sp	{true false} This makes the export split the files into directories based on the object types.	False	-
-sql   -sq	{true false} Generate a SQL file along with the changelog showing the DDL for the object. This SQL is not intended for anything other than review.	False	-
-synonyms   -sy	{true false} Export public synonymms.	False	-

### Examples

Generate XML files into separate directories.

```
-- Set default output path
SQL> cd <output-files-path>
-- Generate xml files
SQL> lb generate-schema -split
```

Generate XML files using a filter to include specific object types.

```
SQL> lb generate-schema -filter "IN ('DEPARTMENTS','EMPLOYEES')"
```

## 3.4.22 history

List all deployed changesets and their deployment ID.

### Syntax

```
Liquibase|lb history|hi OPTIONS
```

### Options

Option	Description	Default	Deprecated
<b>Required</b>			
-changelog-file   -chf	The root changelog file.	-	--changelogFile

Option	Description	Default	Deprecated
<b>Optional</b>			
-database-changelog-table-name   -dactn	Name of table to use for tracking change history.	-	--databaseChangelogTableName
-debug   -de	Enable debug output.	False	-
-default-schema-name   -desn	The default schema name to use for the database connection.	-	--defaultSchemaName
-liquibase-schema-name   -lbn	Schema to use for Liquibase objects.	-	--liquibaseSchemaName
-liquibase-tablespace-name   -lbtn	Tablespace to use for Liquibase objects.	-	--liquibaseTablespaceName
--log   -lo	Enable logging. Standard logging is INFO level (no debug flag). Debug logging is FINEST level (both log and debug flag).	False	-
-search-path   -sep	Complete list of locations to search for files such as changelog files. You can specify multiple paths by separating them with commas.	-	--searchPath
-secure-parsing   -scp	If true, remove functionality from file parsers, which can be used insecurely. An example is disabling remote XML entity support.	-	--secureParsing

### Example

Show the deployment history.

```
-- Connect to target
SQL> connect <db-connect-string>
SQL> lb history
```

## 3.4.23 list-locks

List the hostname, IP address, and timestamp of the Liquibase lock record.

### Syntax

```
Liquibase|lb list-locks|lil OPTIONS
```

The DATABASECHANGELOGLOCK table is read to show lock details based on the connection.

## Options

Option	Description	Default	Deprecated
-database-changelog-table-name   -dactn	Name of table to use for tracking change history.	-	--databaseChangelogTableName
-debug   -de	Enable debug output.	False	-
-default-schema-name   -desn	The default schema name to use for the database connection.	-	--defaultSchemaName
-liquibase-schema-name   -lbsn	Schema to use for Liquibase objects.	-	--liquibaseSchemaName
-liquibase-tablespace-name   -lbtn	Tablespace to use for Liquibase objects.	-	--liquibaseTablespaceName
-log   -lo	Enable logging. Standard logging is INFO level (no debug flag). Debug logging is FINEST level (both log and debug flag).	False	-
-secure-parsing   -scp	If true, remove functionality from file parsers, which can be used insecurely. An example is disabling remote XML entity support.	-	--secureParsing

## 3.4.24 mark-next-changeset-ran

Marks the next change you apply as executed in your database.

### Syntax

```
Liquibase|lb mark-next-changeset-ran|manocr OPTIONS
```

The `mark-next-changeset-ran` command is used when deploy errors occur due to Liquibase not being synchronized with changes made outside of Liquibase.

### Options

Option	Description	Default	Deprecated
<b>Required</b>			
-changelog-file   -chf	The root changelog file.	-	--changelogFile
<b>Optional</b>			
-database-changelog-table-name   -dactn	Name of table to use for tracking change history.	-	--databaseChangelogTableName
-debug   -de	Enable debug output.	False	-

Option	Description	Default	Deprecated
-default-schema-name   -desn	The default schema name to use for the database connection.	-	--defaultSchemaName
-liquibase-schema-name   -lbn	Schema to use for Liquibase objects.	-	--liquibaseSchemaName
-liquibase-tablespace-name   -lbtn	Tablespace to use for Liquibase objects.	-	--liquibaseTablespaceName
-log   -lo	Enable logging. Standard logging is <code>INFO</code> level (no debug flag). Debug logging is <code>FINEST</code> level (both log and debug flag).	False	-
-search-path   -sep	Complete list of locations to search for files such as changelog files. You can specify multiple paths by separating them with commas.	-	--searchPath
-secure-parsing   -scp	If true, remove functionality from file parsers, which can be used insecurely. An example is disabling remote XML entity support.	-	--secureParsing

### 3.4.25 mark-next-changeset-ran-sql

Writes the SQL used to mark the next change you apply as executed in your database.

#### Syntax

```
Liquibase|lb mark-next-changeset-ran-sql|mancrs OPTIONS
```

#### Options

Option	Description	Default	Deprecated
<b>Required</b>			
-changelog-file   -chf	The root changelog file.	-	--changelogFile
<b>Optional</b>			
-database-changelog-table-name   -dactn	Name of table to use for tracking change history.	-	--databaseChangelogTableName
-debug   -de	Enable debug output.	False	-
-default-schema-name   -desn	The default schema name to use for the database connection.	-	--defaultSchemaName

Option	Description	Default	Deprecated
-liquibase-schema-name   -lbsn	Schema to use for Liquibase objects.	-	--liquibaseSchemaName
-liquibase-tablespace-name   -lbtn	Tablespace to use for Liquibase objects.	-	--liquibaseTablespaceName
-log   -lo	Enable logging. Standard logging is <code>INFO</code> level (no debug flag). Debug logging is <code>FINEST</code> level (both log and debug flag).	False	-
-output-default-schema   -ouids	Control whether names of objects in the default schema are fully qualified or not. If true, they are qualified. If false, only objects outside the default schema are fully qualified.	False	--outputDefaultSchema
-search-path   -sep	Complete list of locations to search for files such as changelog files. You can specify multiple paths by separating them with commas.	-	--searchPath
-secure-parsing   -scp	If true, remove functionality from file parsers, which can be used insecurely. An example is disabling remote XML entity support.	-	--secureParsing

### 3.4.26 release-locks

Remove the Liquibase lock record from the `DATABASECHANGELOG` table.

#### Syntax

```
Liquibase|lb release-locks|rel OPTIONS
```

#### Options

Option	Description	Default	Deprecated
-database-changelog-table-name   -dactn	Name of table to use for tracking change history.	-	--databaseChangelogTableName
-debug   -de	Enable debug output.	False	-
-default-schema-name   -desn	The default schema name to use for the database connection.	-	--defaultSchemaName

Option	Description	Default	Deprecated
-liquibase-schema-name   -lbsn	Schema to use for Liquibase objects.	-	--liquibaseSchemaName
-liquibase-tablespace-name   -lbtn	Tablespace to use for Liquibase objects.	-	--liquibaseTablespaceName
-log   -lo	Enable logging. Standard logging is INFO level (no debug flag). Debug logging is FINEST level (both log and debug flag).	False	-
-secure-parsing   -scp	If true, remove functionality from file parsers, which can be used insecurely. An example is disabling remote XML entity support.	-	--secureParsing

## 3.4.27 rollback

Roll back changes made to the database based on the specified tag.

### Syntax

```
Liquibase|lb rollback|rb OPTIONS
```

The rollback command is used to revert all changes that were made to the database after a defined tag. All deployed changes are rolled back until the tag row in the DATABASECHANGELOG table.

### Options

Option	Description	Default	Deprecated
<b>Required</b>			
-changelog-file   -chf	The root changelog file.	-	--changelogFile
-tag   -ta	Generic 'tag to apply action to'.	-	-
<b>Optional</b>			
-change-exec-listener-class   -chelc	Fully-qualified class that specifies a ChangeExecListener.	-	--changeExecListenerPropertiesFile
-change-exec-listener-properties-file   -chelpf	Path to a properties file for the ChangeExecListenerClass.	-	--changeExecListenerPropertiesFile
-contexts   -co	Context string to use for filtering which changes to operate on.	-	-

Option	Description	Default	Deprecated
-database-changelog-table-name   -dactn	Name of table to use for tracking change history.	-	-- databaseChangelogTableName
-default-schema-name   -desn	The default schema name to use for the database connection.	-	--defaultSchemaName
-labels   -la	Label expression to use for filtering the changes to operate on.	-	-
-liquibase-schema-name   -lbsn	Schema to use for Liquibase objects.	-	-- liquibaseSchemaName
-liquibase-tablespace-name   -lbtn	Tablespace to use for Liquibase objects.	-	-- liquibaseTablespaceName
-log   -lo	Enable logging. Standard logging is INFO level (no debug flag). Debug logging is FINEST level (both log and debug flag).	False	-
-rollback-script   -ros	Rollback script to execute.	-	-
-search-path   -sep	Complete list of locations to search for files such as changelog files. You can specify multiple paths by separating them with commas.	-	--searchPath
-secure-parsing   -scp	If true, remove functionality from file parsers, which can be used insecurely. An example is disabling remote XML entity support.	-	--secureParsing

### Example

Roll back changes to tag.

```
-- Set default output path
SQL> cd <output-files-path>
-- Connect to target
SQL> connect <db-connect-string>
-- Apply update for versions adding new tag for each version
SQL> lb update -changelog-file controller.xml
SQL> lb tag -tag version1
SQL> lb update -changelog-file controller.xml
SQL> lb tag -tag version2
-- Roll back to version1
SQL> lb rollback-sql -tag version1 -changelog-file controller.xml
```



## 3.4.28 rollback-count

Roll back the specified number of changes made to the database.

### Syntax

```
Liquibase|lb rollback-count|rbc OPTIONS
```

The `rollback-count` command is used to revert the specified number of changes to the database starting from the most recent changes.

### Options

Option	Description	Default	Deprecated
<b>Required</b>			
-changelog-file   -chf	The root changelog file.	-	--changelogFile
-count   -cu	The number of changes to apply.	-	-
<b>Optional</b>			
-change-exec-listener-class   -chelc	Fully-qualified class that specifies a <code>ChangeExecListener</code> .	-	--changeExecListenerPropertiesFile
-change-exec-listener-properties-file   -chelpf	Path to a properties file for the <code>ChangeExecListenerClass</code> .	-	--changeExecListenerPropertiesFile
-contexts   -co	Context string to use for filtering which changes to operate on.	-	-
-database-changelog-table-name   -dactn	Name of table to use for tracking change history.	-	--databaseChangelogTableName
-debug   -de	Enable debug output.	False	-
-default-schema-name   -desn	The default schema name to use for the database connection.	-	--defaultSchemaName
-labels   -la	Label expression to use for filtering the changes to operate on.	-	-
-liquibase-schema-name   -lbsn	Schema to use for Liquibase objects.	-	--liquibaseSchemaName
-liquibase-tablespace-name   -lbtn	Tablespace to use for Liquibase objects.	-	--liquibaseTablespaceName

Option	Description	Default	Deprecated
-log   -lo	Enable logging. Standard logging is INFO level (no debug flag). Debug logging is FINEST level (both log and debug flag).	False	-
-rollback-script   -ros	Rollback script to execute.	-	-
-search-path   -sep	Complete list of locations to search for files such as changelog files. You can specify multiple paths by separating them with commas.	-	--searchPath
-secure-parsing   -scp	If true, remove functionality from file parsers, which can be used insecurely. An example is disabling remote XML entity support.	-	--secureParsing

### Example

Roll back the specified number of changes.

```
-- Set default output path
SQL> cd <output-files-path>
-- Connect to target
SQL> connect <db-connect-string>
-- Apply update for versions adding new tag for each version
SQL> lb update -changelog-file controller.xml
SQL> lb update -changelog-file controller.xml
-- Roll back to version1
SQL> lb rollback-count -count 1 -changelog-file controller.xml
```

## 3.4.29 rollback-count-sql

Generate the SQL to roll back the specified number of changes.

### Syntax

```
Liquibase|lb rollback-count-sql|rbcS OPTIONS
```

The `rollback-count` command is used to revert the specified number of changes to the database starting from the most recent changes.

### Options

Option	Description	Default	Deprecated
<b>Required</b>			

Option	Description	Default	Deprecated
-changelog-file   -chf	The root changelog file.	-	--changelogFile
-count   -cu	The number of changes to apply.	-	-
<b>Optional</b>			
-change-exec-listener-class   -chelc	Fully-qualified class that specifies a ChangeExecListener.	-	--changeExecListenerPropertiesFile
-change-exec-listener-properties-file   -chelpf	Path to a properties file for the ChangeExecListenerClass.	-	--changeExecListenerPropertiesFile
-contexts   -co	Context string to use for filtering which changes to operate on.	-	-
-database-changelog-table-name   -dactn	Name of table to use for tracking change history.	-	--databaseChangelogTableName
-debug   -de	Enable debug output.	False	-
-default-schema-name   -desn	The default schema name to use for the database connection.	-	--defaultSchemaName
-labels   -la	Label expression to use for filtering the changes to operate on.	-	-
-liquibase-schema-name   -lbsn	Schema to use for Liquibase objects.	-	--liquibaseSchemaName
-liquibase-tablespace-name   -lbtn	Tablespace to use for Liquibase objects.	-	--liquibaseTablespaceName
-log   -lo	Enable logging. Standard logging is <code>INFO</code> level (no debug flag). Debug logging is <code>FINEST</code> level (both log and debug flag).	False	-
-output-default-schema   -ouds	Control whether names of objects in the default schema are fully qualified or not. If true they are qualified. If false, only objects outside the default schema are fully qualified.	False	--outputDefaultSchema
-output-file   -ouf	The name of the file to write the output to.	-	--outputFile
-rollback-script   -ros	Rollback script to execute.	-	-
-secure-parsing   -scp	If true, remove functionality from file parsers, which can be used insecurely.  An example is disabling remote XML entity support.	-	--secureParsing

### Example

Generate SQL to roll back the specified number of changes.

```
-- Set default output path
SQL> cd <output-files-path>
-- Connect to target
SQL> connect <db-connect-string>
-- Apply update for versions
SQL> lb update -changelog-file controller.xml
SQL> lb update -changelog-file controller.xml
-- Roll back to version1
SQL> lb rollback-count-sql -count1 -changelog-file controller.xml
```

## 3.4.30 rollback-sql

Generate the SQL to roll back changes made to the database after a defined tag.

### Syntax

```
Liquibase|lb rollback-sql|rbs OPTIONS
```

The SQL will contain all deployed changes being rolled back until the tag row in the DATABASECHANGELOG table.

### Options

Option	Description	Default	Deprecated
<b>Required</b>			
-changelog-file   -chf	The root changelog file.	-	--changelogFile
-tag   -ta	Generic 'tag to apply action to'.	-	-
<b>Optional</b>			
-change-exec-listener-class   -chelc	Fully-qualified class that specifies a ChangeExecListener.	-	--changeExecListenerPropertiesFile
-change-exec-listener-properties-file   -chelpf	Path to a properties file for the ChangeExecListenerClass.	-	--changeExecListenerPropertiesFile
-contexts   -co	Context string to use for filtering which changes to operate on.	-	-
-database-changelog-table-name   -dactn	Name of table to use for tracking change history.	-	--databaseChangelogTableName
-debug   -de	Enable debug output.	False	-
-default-schema-name   -desn	The default schema name to use for the database connection.	-	--defaultSchemaName

Option	Description	Default	Deprecated
-labels   -la	Label expression to use for filtering the changes to operate on.	-	-
-liquibase-schema-name   -lbsn	Schema to use for Liquibase objects.	-	--liquibaseSchemaName
-liquibase-tablespace-name   -lbtn	Tablespace to use for Liquibase objects.	-	--liquibaseTablespaceName
-log   -lo	Enable logging. Standard logging is INFO level (no debug flag). Debug logging is FINEST level (both log and debug flag).	False	-
-output-default-schema   -ouds	Control whether names of objects in the default schema are fully qualified or not. If true they are qualified. If false, only objects outside the default schema are fully qualified.	False	--outputDefaultSchema
-output-file   -ouf	The name of the file to write the output to.	-	--outputFile
-rollback-script   -ros	Rollback script to execute.	-	-
-search-path   -sep	Complete list of locations to search for files such as changelog files. You can specify multiple paths by separating them with commas.	-	--searchPath
-secure-parsing   -scp	If true, remove functionality from file parsers, which can be used insecurely. An example is disabling remote XML entity support.	-	--secureParsing

### Example

Generate SQL to roll back the specified number of changes.

```
-- Set default output path
SQL> cd <output-files-path>
-- Connect to target
SQL> connect <db-connect-string>
-- Apply update for versions adding new tag for each version
SQL> lb update -changelog-file controller.xml
SQL> lb tag -tag version1
SQL> lb update -changelog-file controller.xml
SQL> lb tag -tag version2
-- Roll back to version1
SQL> lb rollback-sql -tag version1 -changelog-file controller.xml
```

## 3.4.31 rollback-to-date

Roll back changes made to the database back to the specified date and time.

### Syntax

```
Liquibase|lb rollback-to-date|rbtd OPTIONS
```

The rollback-to-date command is used to revert changes from today's date to the specified date and time..

### Options

Option	Description	Default	Deprecated
<b>Required</b>			
-changelog-file   -chf	The root changelog file.	-	--changelogFile
-date   -da [ ]	Date to use when determining what changes to apply. The date format is YYYY-MM-DD HH:MM:SS. If including time, enclose the entire date/time in double quotes.	-	-
<b>Optional</b>			
-change-exec-listener-class   -chelc	Fully-qualified class that specifies a ChangeExecListener.	-	--changeExecListenerPropertiesFile
-change-exec-listener-properties-file   -chelpf	Path to a properties file for the ChangeExecListenerClass.	-	--changeExecListenerPropertiesFile
-contexts   -co	Context string to use for filtering which changes to operate on.	-	-
-database-changelog-table-name   -dactn	Name of table to use for tracking change history.	-	--databaseChangelogTableName
-debug   -de	Enable debug output.	False	-
-default-schema-name   -desn	The default schema name to use for the database connection.	-	--defaultSchemaName
-labels   -la	Label expression to use for filtering the changes to operate on.	-	-
-liquibase-schema-name   -lbsn	Schema to use for Liquibase objects.	-	--liquibaseSchemaName
-liquibase-tablespace-name   -lbtn	Tablespace to use for Liquibase objects.	-	--liquibaseTablespaceName

Option	Description	Default	Deprecated
-log   -lo	Enable logging. Standard logging is INFO level (no debug flag). Debug logging is FINEST level (both log and debug flag).	False	-
-rollback-script   -ros	Rollback script to execute.	-	-
-secure-parsing   -scp	If true, remove functionality from file parsers, which can be used insecurely. An example is disabling remote XML entity support.	-	--secureParsing

### Example

Roll back to the specified date and time.

```
-- Set default output path
SQL> cd <output-files-path>
-- Connect to target
SQL> connect <db-connect-string>
-- Apply update update on 2022-09-01
SQL> lb update -changelog-file controller.xml
-- Apply update on 2022-09-02
SQL> lb update -changelog-file controller.xml
-- Apply update on 2022-09-03
SQL> lb update -changelog-file controller.xml
-- Roll back to version1
SQL> lb rollback-to-date -date 2022-09-02 -changelog-file
controller.xml
```

## 3.4.32 rollback-to-date-sql

Generate SQL to roll back changes made to the database back to the specified date and time.

### Syntax

```
Liquibase|lb rollback-to-date-sql|rbtds OPTIONS
```

The `rollback-to-date-sql` command is used to generate SQL to revert changes from today's date to the specified date and time.

### Options

Option	Description	Default	Deprecated
<b>Required</b>			
-changelog-file   -chf	The root changelog file.	-	--changelogFile

Option	Description	Default	Deprecated
-date   -da [	Date to use when determining what changes to apply. The date format is YYYY-MM-DD HH:MM:SS. If including time, enclose the entire date/time in double quotes.	-	-
<b>Optional</b>			
-change-exec-listener-class   -chelc	Fully-qualified class that specifies a ChangeExecListener.	-	--changeExecListenerPropertiesFile
-change-exec-listener-properties-file   -chelpf	Path to a properties file for the ChangeExecListenerClass.	-	--changeExecListenerPropertiesFile
-contexts   -co	Context string to use for filtering which changes to operate on.	-	-
-database-changelog-table-name   -dactn	Name of table to use for tracking change history.	-	--databaseChangelogTableName
-debug   -de	Enable debug output.	False	-
-default-schema-name   -desn	The default schema name to use for the database connection.	-	--defaultSchemaName
-labels   -la	Label expression to use for filtering the changes to operate on.	-	-
-liquibase-schema-name   -lbsn	Schema to use for Liquibase objects.	-	--liquibaseSchemaName
-liquibase-tablespace-name   -lbtn	Tablespace to use for Liquibase objects.	-	--liquibaseTablespaceName
-log   -lo	Enable logging. Standard logging is INFO level (no debug flag). Debug logging is FINEST level (both log and debug flag).	False	-
-output-default-schema   -ouds	Control whether names of objects in the default schema are fully qualified or not. If true they are qualified. If false, only objects outside the default schema are fully qualified.	False	--outputDefaultSchema
-output-file   -ouf	The name of the file to write the output to.	-	--outputFile
-rollback-script   -ros	Rollback script to execute.	-	-



Option	Description	Default	Deprecated
<code>-search-path   -sep</code>	Complete list of locations to search for files such as changelog files.  You can specify multiple paths by separating them with commas.	-	<code>--searchPath</code>
<code>-secure-parsing   -scp</code>	If true, remove functionality from file parsers, which can be used insecurely.  An example is disabling remote XML entity support.	-	<code>--secureParsing</code>

### Example

Generate SQL to roll back the specified date.

```
-- Set default output path
SQL> cd <output-files-path>
-- Connect to target
SQL> connect <db-connect-string>
-- Apply update on 2022-09-01
SQL> lb update -changelog-file controller.xml
-- Apply update on 2022-09-02
SQL> lb update -changelog-file controller.xml
-- Apply update on 2022-09-03
SQL> lb update -changelog-file controller.xml
-- Roll back to version1
SQL> lb rollback-to-date-sql -date 2022-09-02 -changelog-file
controller.xml
```

## 3.4.33 snapshot

Capture the current state of a target database.

### Syntax

```
Liquibase|lb snapshot|sn OPTIONS
```

The snapshot command is used to:

- Review and track changes in your target database
- Compare a previous database state to an online database
- Compare a previous database state to another snapshot

## Options

Option	Description	Default	Deprecated
-database-changelog-table-name   -dactn	Name of table to use for tracking change history.	-	--databaseChangelogTableName
-debug   -de	Enable debug output.	False	-
-default-schema-name   -desn	The default schema name to use for the database connection.	-	--defaultSchemaName
-liquibase-schema-name   -lbsn	Schema to use for Liquibase objects.	-	--liquibaseSchemaName
-liquibase-tablespace-name   -lbtn	Tablespace to use for Liquibase objects.	-	--liquibaseTablespaceName
-log   -lo	Enable logging. Standard logging is INFO level (no debug flag). Debug logging is FINEST level (both log and debug flag).	False	-
-output-file   -ouf	The name of the file to write the output to.	-	--outputFile
-schemas   -sc	Schemas to include in diff.	-	-
-secure-parsing   -scp	If true, remove functionality from file parsers, which can be used insecurely.  An example is disabling remote XML entity support.	-	--secureParsing
-snapshot-format   -snf	Output format to use (JSON, YAML, or TXT)	-	--snapshotFormat

## Example

Generate a snapshot capturing the current state of a database.

```
-- Set default output path
SQL> cd <output-files-path>
-- Connect to target
SQL> connect <db-connect-string>
-- Take a snapshot
SQL> lb snapshot -snapshot-format json -outputfile snaptgt20220901.json
```

## 3.4.34 snapshot-reference

Capture the current state of the reference source database.

### Syntax

```
Liquibase|lb snapshot-reference|snr OPTIONS
```

The snapshot command is used to:

- Review and track changes in your source database
- Compare a previous database state to an online database
- Compare a previous database state to another snapshot

### Options

Option	Description	Default	Deprecated
<b>Required</b>			
-reference-password   -rep	The reference database password.	-	--referencePassword
-reference-url   -reur	The JDBC reference database connection URL.	-	--referenceUrl
-reference-username   -reu	The reference database username.	-	--referenceUsername
<b>Optional</b>			
-database-changelog-table-name   -dactn	Name of table to use for tracking change history.	-	--databaseChangelogTableName
-debug   -de	Enable debug output.	False	-
-default-schema-name   -desn	The default schema name to use for the database connection.	-	--defaultSchemaName
-liquibase-schema-name   -lbsn	Schema to use for Liquibase objects.	-	--liquibaseSchemaName
-liquibase-tablespace-name   -lbtn	Tablespace to use for Liquibase objects.	-	--liquibaseTablespaceName
-log   -lo	Enable logging. Standard logging is <code>INFO</code> level (no debug flag). Debug logging is <code>FINEST</code> level (both log and debug flag).	False	-
-output-file   -ouf	The name of the file to write the output to.	-	--outputFile
-reference-default-schema-name   -redsn	The reference default schema name to use for the database connection.	-	--referenceDefaultSchemaName
-schemas   -sc	Schemas to include in diff.	-	-
-secure-parsing   -scp	If true, remove functionality from file parsers, which can be used insecurely. An example is disabling remote XML entity support.	-	--secureParsing
-snapshot-format   -snf	Output format to use (JSON, YAML, or TXT)	-	--snapshotFormat

**Example**

Generate a snapshot capturing the current state of a database.

```
-- Set default output path
SQL> cd <output-files-path>
-- Connect to target
SQL> connect <db-connect-string>
-- Take a snapshot
SQL> lb snapshot-reference -snapshot-format json -outputfile
snaptgt20220901.json
-reference-url <source-url> -reference-username <source-user> -reference-
password <source-password>
```

### 3.4.35 status

Generate a list of pending changesets.

**Syntax**

```
Liquibase|lb status|st OPTIONS
```

**Options**

Option	Description	Default	Deprecated
<b>Required</b>			
-changelog-file   chf	The root changelog file.	-	--changelogFile
<b>Optional</b>			
-contexts   -co	Context string to use for filtering which changes to operate on.	-	-
-database-changelog-table-name   -dactn	Name of table to use for tracking change history.	-	--databaseChangelogTableName
-debug   -de	Enable debug output.	False	-
-default-schema-name   -desn	The default schema name to use for the database connection.	-	--defaultSchemaName
-labels   -la	Label expression to use for filtering the changes to operate on.	-	-
-liquibase-schema-name   -lbsn	Schema to use for Liquibase objects.	-	--liquibaseSchemaName
-liquibase-tablespace-name   lbtn	Tablespace to use for Liquibase objects.	-	--liquibaseTablespaceName

Option	Description	Default	Deprecated
-log   -lo	Enable logging. Standard logging is <code>INFO</code> level (no debug flag). Debug logging is <code>FINEST</code> level (both log and debug flag).	False	-
-search-path   -sep	Complete list of locations to search for files such as changelog files. You can specify multiple paths by separating them with commas.	-	--searchPath
-secure-parsing   -scp	If true, remove functionality from file parsers, which can be used insecurely. An example is disabling remote XML entity support.	-	--secureParsing
-verbose   -ve	Verbose flag	True	-

### Example

Report the number of undeployed changesets and identify them.

```
-- Set default output path
SQL> cd <output-files-path>
-- Check the status
SQL> lb status -verbose -changelog-file controller.xml
```

## 3.4.36 tag

Mark the current database state with the specified tag to use for roll back.

### Syntax

```
Liquibase|lb tag|ta OPTIONS
```

For example, you can use the tag to mark the current database state for version, release, and so on. The tag is added to the last row in the `DATABASECHANGELOG` table.

### Options

Option	Description	Default	Deprecated
<b>Required</b>			
-tag   -ta	Generic 'tag to apply action to'.	-	--changelogFile
<b>Optional</b>			
-database-changelog-table-name   -dactn	Name of table to use for tracking change history.	-	--databaseChangelogTableName

Option	Description	Default	Deprecated
-debug   -de	Enable debug output.	False	-
-default-schema-name   -desn	The default schema name to use for the database connection.	-	--defaultSchemaName
-liquibase-schema-name   -lbsn	Schema to use for Liquibase objects.	-	--liquibaseSchemaName
-liquibase-tablespace-name   -lbtn	Tablespace to use for Liquibase objects.	-	--liquibaseTablespaceName
-log   -lo	Enable logging. Standard logging is INFO level (no debug flag). Debug logging is FINEST level (both log and debug flag).	False	-
-secure-parsing   -scp	If true, remove functionality from file parsers, which can be used insecurely. An example is disabling remote XML entity support.	-	--secureParsing

### Example

Create initial tag and version tags.

```
-- Set default output path
SQL> cd <output-files-path>
-- Connect to target and add base tag
SQL> connect <db-connect-string>
SQL> lb tag -tag baseversion1
-- Apply update for version adding and add new tag for each version
SQL> lb update -changelog-file controller.xml
SQL> lb tag -tag version1
```

## 3.4.37 tag-exists

Verify the existence of the specified tag.

### Syntax

```
Liquibase|lb tag-exists|tae OPTIONS
```

### Options

Option	Description	Default	Deprecated
<b>Required</b>			
-tag   -ta	Generic 'tag to apply action to'.	-	--changelogFile

Option	Description	Default	Deprecated
<b>Optional</b>			
-database-changelog-table-name   -dactn	Name of table to use for tracking change history.	-	--databaseChangelogTableName
-debug   -de	Enable debug output.	False	-
-default-schema-name   -desn	The default schema name to use for the database connection.	-	--defaultSchemaName
-liquibase-schema-name   -lbn	Schema to use for Liquibase objects.	-	--liquibaseSchemaName
-liquibase-tablespace-name   -lbtn	Tablespace to use for Liquibase objects.	-	--liquibaseTablespaceName
-log   -lo	Enable logging. Standard logging is INFO level (no debug flag). Debug logging is FINEST level (both log and debug flag).	False	-
-secure-parsing   -scp	If true, remove functionality from file parsers, which can be used insecurely.  An example is disabling remote XML entity support.	-	--secureParsing

### 3.4.38 unexpected-changesets

Generate a list of changesets that have been executed but are not in the current changelog.

#### Syntax

```
Liquibase|lb unexpected-changesets|unc OPTIONS
```

This command detects and compares the changes between the DATABASECHANGELOG table and the current changelog and reports:

- Changesets in the DATABASECHANGELOG table that do not exist in the current changelog.
- Previously deployed changesets that were deleted from your current changelog.

#### Options

Option	Description	Default	Deprecated
<b>Required</b>			
-changelog-file   -chf	The root changelog file.	-	--changelogFile
<b>Optional</b>			

Option	Description	Default	Deprecated
-contexts   -co	Context string to use for filtering which changes to operate on.	-	-
-database-changelog-table-name   -dactn	Name of table to use for tracking change history.	-	--databaseChangelogTableName
-debug   -de	Enable debug output.	False	-
-default-schema-name   -desn	The default schema name to use for the database connection.	-	--defaultSchemaName
-labels   -la	Label expression to use for filtering the changes to operate on.	-	-
-liquibase-schema-name   -lbsn	Schema to use for Liquibase objects.	-	--liquibaseSchemaName
-liquibase-tablespace-name   -lbtn	Tablespace to use for Liquibase objects.	-	--liquibaseTablespaceName
-log   -lo	Enable logging. Standard logging is <code>INFO</code> level (no debug flag). Debug logging is <code>FINEST</code> level (both log and debug flag).	False	-
-search-path   -sep	Complete list of locations to search for files such as changelog files. You can specify multiple paths by separating them with commas.	-	--searchPath
-secure-parsing   -scp	If true, remove functionality from file parsers, which can be used insecurely. An example is disabling remote XML entity support.	-	--secureParsing
-verbose   -ve	Verbose flag	True	-

### Example

Report unexpected changesets.

```
-- Set default output path
SQL> cd <output-files-path>
-- Connect to target and run command
SQL> connect <db-connect-string>
SQL> lb unexpected-changesets -changelog-file controller.xml
```



## 3.4.39 update

Deploy any changes in the changelog file that have not been deployed.

### Syntax

```
Liquibase|lb update|up OPTIONS
```

When you run the update command, the changesets in the changelog file are read sequentially. The unique identifiers (file::id::author) in the file are compared to those stored in the DATABASECHANGELOG table.

- If the unique identifiers do not exist, Liquibase will apply the changeset to the database.
- If the unique identifiers exist, the MD5Sum of the changeset is compared to the one in the database.

If they are different, Liquibase will produce an error message that someone has changed it unexpectedly.

If the status of the runOnChange or runAlways changeset attribute is set to TRUE, Liquibase will re-apply the changeset. Example: <changeSet id="2" author="bob" runAlways="true">

### Options

Option	Description	Default	Deprecated
<b>Required</b>			
-changelog-file   -chf	The root changelog file.	-	--changelogFile
<b>Optional</b>			
-change-exec- listener-class   -chelc	Fully-qualified class that specifies a ChangeExecListener.	-	--changeExecListenerPr opertiesFile
-change-exec- listener- properties-file   -chelpf	Path to a properties file for the ChangeExecListenerClass.	-	--changeExecListenerPr opertiesFile
-contexts   -co	Context string to use for filtering which changes to operate on.	-	-
-database- changelog-table- name   -dactn	Name of table to use for tracking change history.	-	--databaseChangelogTa bleName
-debug   -de	Enable debug output.	False	-
-default-schema- name   -desn	The default schema name to use for the database connection.	-	--defaultSchemaName
-labels   -la	Label expression to use for filtering the changes to operate on.	-	-

Option	Description	Default	Deprecated
-liquibase-schema-name   -lbsn	Schema to use for Liquibase objects.	-	--liquibaseSchemaName
-liquibase-tablespace-name   -lbtn	Tablespace to use for Liquibase objects.	-	--liquibaseTablespaceName
-log   -lo	Enable logging. Standard logging is <code>INFO</code> level (no debug flag). Debug logging is <code>FINEST</code> level (both log and debug flag).	False	-
-search-path   -sep	Complete list of locations to search for files such as changelog files. You can specify multiple paths by separating them with commas.	-	--searchPath
-secure-parsing   -scp	If true, remove functionality from file parsers, which can be used insecurely. An example is disabling remote XML entity support.	-	--secureParsing

### 3.4.40 update-count

Deploy the specified number of changes from the changelog file.

#### Syntax

```
Liquibase|lb update-count|upc OPTIONS
```

The `update-count` command applies changes and updates changesets sequentially, starting from the top of the changelog file until the number specified is reached.

- If the unique identifiers do not exist, Liquibase will apply the changeset to the database.
- If the unique identifiers exist, the MD5Sum of the changeset is compared to the one in the database.

If they are different, Liquibase will produce an error message that someone has changed it unexpectedly.

If the status of the `runOnChange` or `runAlways` changeset attribute is set to `TRUE`, Liquibase will re-apply the changeset. Example: `<changeSet id="2" author="bob" runAlways="true">`

#### Options

Option	Description	Default	Deprecated
<b>Required</b>			

Option	Description	Default	Deprecated
-changelog-file   -chf	The root changelog file.	-	--changelogFile
-count   -cu	The number of changes to apply.	-	-
<b>Optional</b>			
-change-exec-listener-class   -chelc	Fully-qualified class that specifies a ChangeExecListener.	-	--changeExecListenerPropertiesFile
-change-exec-listener-properties-file   -chelpf	Path to a properties file for the ChangeExecListenerClass.	-	--changeExecListenerPropertiesFile
-contexts   -co	Context string to use for filtering which changes to operate on.	-	-
-database-changelog-table-name   -dactn	Name of table to use for tracking change history.	-	--databaseChangelogTableName
-debug   -de	Enable debug output.	False	-
-default-schema-name   -desn	The default schema name to use for the database connection.	-	--defaultSchemaName
-labels   -la	Label expression to use for filtering the changes to operate on.	-	-
-liquibase-schema-name   -lbsn	Schema to use for Liquibase objects.	-	--liquibaseSchemaName
-liquibase-tablespace-name   -lbtn	Tablespace to use for Liquibase objects.	-	--liquibaseTablespaceName
-log   -lo	Enable logging. Standard logging is <code>INFO</code> level (no debug flag). Debug logging is <code>FINEST</code> level (both log and debug flag).	False	-
-search-path   -sep	Complete list of locations to search for files such as changelog files. You can specify multiple paths by separating them with commas.	-	--searchPath
-secure-parsing   -scp	If true, remove functionality from file parsers, which can be used insecurely. An example is disabling remote XML entity support.	-	--secureParsing

### Example

Update database with the specified number of changesets in the changelog file.

```
SQL> cd <lb-changes-directory>
SQL> lb update -changelog-file controller.xml -count 2
```

## 3.4.41 update-count-sql

Generate the SQL to deploy the specified number of changes for review before running the update command.

### Syntax

```
Liquibase|lb update-count-sql|upcs OPTIONS
```

Liquibase uses the raw SQL to apply database changes you have added to the changelog file.

### Options

Option	Description	Default	Deprecated
<b>Required</b>			
-changelog-file   -chf	The root changelog file.	-	--changelogFile
-count   -cu	The number of changes to apply.	-	-
<b>Optional</b>			
-change-exec-listener-class   -chelc	Fully-qualified class that specifies a ChangeExecListener.	-	--changeExecListenerPropertiesFile
-change-exec-listener-properties-file   -chelpf	Path to a properties file for the ChangeExecListenerClass.	-	--changeExecListenerPropertiesFile
-contexts   -co	Context string to use for filtering which changes to operate on.	-	-
-database-changelog-table-name   -dactn	Name of table to use for tracking change history.	-	--databaseChangelogTableName
-debug   -de	Enable debug output.	False	-
-default-schema-name   -desn	The default schema name to use for the database connection.	-	--defaultSchemaName
-labels   -la	Label expression to use for filtering the changes to operate on.	-	-
-liquibase-schema-name   -lbn	Schema to use for Liquibase objects.	-	--liquibaseSchemaName

Option	Description	Default	Deprecated
-liquibase-tablespace-name   -lbtn	Tablespace to use for Liquibase objects.	-	--liquibaseTablespaceName
-log   -lo	Enable logging. Standard logging is <code>INFO</code> level (no debug flag). Debug logging is <code>FINEST</code> level (both log and debug flag).	False	-
-output-default-schema   -ouds	Control whether names of objects in the default schema are fully qualified or not. If true they are qualified. If false, only objects outside the default schema are fully qualified.	False	--outputDefaultSchema
-output-file   -ouf	The name of the file to write the output to.	-	--outputFile
-search-path   -sep	Complete list of locations to search for files such as changelog files. You can specify multiple paths by separating them with commas.	-	--searchPath
-secure-parsing   -scp	If true, remove functionality from file parsers, which can be used insecurely. An example is disabling remote XML entity support.	-	--secureParsing

### 3.4.42 update-sql

Generate the SQL identified in the changelog for review before running the `update` command.

#### Syntax

```
Liquibase|lb update-sql|ups OPTIONS
```

Liquibase uses the raw SQL to apply database changes you have added to the changelog file.

#### Options

Option	Description	Default	Deprecated
<b>Required</b>			
-changelog-file   -chf	The root changelog file.	-	--changelogFile
<b>Optional</b>			

Option	Description	Default	Deprecated
-change-exec-listener-class   -chelc	Fully-qualified class that specifies a ChangeExecListener.	-	--changeExecListenerPropertiesFile
-change-exec-listener-properties-file   -chelpf	Path to a properties file for the ChangeExecListenerClass.	-	--changeExecListenerPropertiesFile
-contexts   -co	Context string to use for filtering which changes to operate on.	-	-
-database-changelog-table-name   -dactn	Name of table to use for tracking change history.	-	--databaseChangelogTableName
-debug   -de	Enable debug output.	False	-
-default-schema-name   -desn	The default schema name to use for the database connection.	-	--defaultSchemaName
-labels   -la	Label expression to use for filtering the changes to operate on.	-	-
-liquibase-schema-name   -lbsn	Schema to use for Liquibase objects.	-	--liquibaseSchemaName
-liquibase-tablespace-name   -lbtn	Tablespace to use for Liquibase objects.	-	--liquibaseTablespaceName
-log   -lo	Enable logging. Standard logging is INFO level (no debug flag). Debug logging is FINEST level (both log and debug flag).	False	-
-output-default-schema   -ouds	Control whether names of objects in the default schema are fully qualified or not. If true they are qualified. If false, only objects outside the default schema are fully qualified.	False	--outputDefaultSchema
-output-file   -ouf	The name of the file to write the output to.	-	--outputFile
-search-path   -sep	Complete list of locations to search for files such as changelog files. You can specify multiple paths by separating them with commas.	-	--searchPath

Option	Description	Default	Deprecated
-secure-parsing   -scp	If true, remove functionality from file parsers, which can be used insecurely.  An example is disabling remote XML entity support.	-	--secureParsing

### 3.4.43 update-testing-rollback

Updates database, then rolls back changes before updating again. It provides testing of rollback functionality.

#### Syntax

```
Liquibase|lb update-testing-rollback|uptr OPTIONS
```

Use only when all pending changelogs have been verified as ready to be deployed.

A multi-step operation is used and runs in sequential order:

```
update changeset1; update changeset2; update changeset3\  
rollback changeset3; rollback changeset2; rollback changeset1  
update changeset1; update changeset2; update changeset3
```

#### Options

Option	Description	Default	Deprecated
<b>Required</b>			
-changelog-file   -chf	The root changelog file.	-	--changelogFile
<b>Optional</b>			
-change-exec- listener-class   -chelc	Fully-qualified class that specifies a ChangeExecListener.	-	--changeExecListenerPropertiesFile
-change-exec- listener- properties-file   -chelpf	Path to a properties file for the ChangeExecListenerClass.	-	--changeExecListenerPropertiesFile
-contexts   -co	Context string to use for filtering which changes to operate on.	-	-
-database- changelog-table- name   -dactn	Name of table to use for tracking change history.	-	--databaseChangelogTableName
-debug   -de	Enable debug output.	False	-
-default-schema- name   -desn	The default schema name to use for the database connection.	-	--defaultSchemaName

Option	Description	Default	Deprecated
-labels   -la	Label expression to use for filtering the changes to operate on.	-	-
-liquibase-schema-name   -lbsn	Schema to use for Liquibase objects.	-	--liquibaseSchemaName
-liquibase-tablespace-name   -lbtn	Tablespace to use for Liquibase objects.	-	--liquibaseTablespaceName
-log   -lo	Enable logging. Standard logging is <code>INFO</code> level (no debug flag). Debug logging is <code>FINEST</code> level (both log and debug flag).	False	-
-output-default-schema   -ouuds	Control whether names of objects in the default schema are fully qualified or not. If true they are qualified. If false, only objects outside the default schema are fully qualified.	False	--outputDefaultSchema
-output-file   -ouf	The name of the file to write the output to.	-	--outputFile
-search-path   -sep	Complete list of locations to search for files such as changelog files. You can specify multiple paths by separating them with commas.	-	--searchPath
-secure-parsing   -scp	If true, remove functionality from file parsers, which can be used insecurely. An example is disabling remote XML entity support.	-	--secureParsing

### 3.4.44 update-to-tag

Deploy changes sequentially from the newest changeset up to and including the changeset with the specified tag.

#### Syntax

```
Liquibase|lb update-to-tag|uptt OPTIONS
```

The `update-to-tag` command will deploy changes only when you have previously added a tag Database Change Type in your changelog file. You cannot use the `update-to-tag` command with the reference to a tag created in the `DATABASECHANGELOG` table using the `tag` command. An `update-to-tag-sql` should always be run to review the SQL before running `update-to-tag`.



## Options

Option	Description	Default	Deprecated
<b>Required</b>			
-changelog-file   -chf	The root changelog file.	-	--changelogFile
-tag   -ta	Generic 'tag to apply action to'.	-	-
<b>Optional</b>			
-change-exec-listener-class   -chelc	Fully-qualified class that specifies a ChangeExecListener.	-	--changeExecListenerPropertiesFile
-change-exec-listener-properties-file   -chelpf	Path to a properties file for the ChangeExecListenerClass.	-	--changeExecListenerPropertiesFile
-contexts   -co	Context string to use for filtering which changes to operate on.	-	-
-database-changelog-table-name   -dactn	Name of table to use for tracking change history.	-	--databaseChangelogTableName
-debug   -de	Enable debug output.	False	-
-default-schema-name   -desn	The default schema name to use for the database connection.	-	--defaultSchemaName
-labels   -la	Label expression to use for filtering the changes to operate on.	-	-
-liquibase-schema-name   -lbsn	Schema to use for Liquibase objects.	-	--liquibaseSchemaName
-liquibase-tablespace-name   -lbtn	Tablespace to use for Liquibase objects.	-	--liquibaseTablespaceName
-log   -lo	Enable logging. Standard logging is INFO level (no debug flag). Debug logging is FINEST level (both log and debug flag).	False	-
-search-path   -sep	Complete list of locations to search for files such as changelog files. You can specify multiple paths by separating them with commas.	-	--searchPath

Option	Description	Default	Deprecated
-secure-parsing   -scp	If true, remove functionality from file parsers, which can be used insecurely.  An example is disabling remote XML entity support.	-	--secureParsing

### Example

Update database with the changesets up to and including the changeset with the specified database tag.

```
SQL> cd <lb-changes-directory>
-- Edit changelog file and add tagDatabase entries for versions
-- Execute an update-to-tag using a tag specified in tagDatabase in the
changelog file
SQL> lb update-to-tag -tag version1 -changelog-file controller.xml
```

## 3.4.45 update-to-tag-sql

Generate the SQL from the newest changeset up to and including the changeset with the specified tag.

### Syntax

```
Liquibase|lb update-to-tag-sql|uptts OPTIONS
```

An update-to-tag-sql should always be run to review the SQL before running update-to-tag. The update-to-tag-sql command will generate SQL when you have previously added a tag Database Change Type in your changelog file. You cannot use the update-to-tag command with the reference to a tag created in the DATABASECHANGELOG table using the tag cde command.

### Options

Option	Description	Default	Deprecated
<b>Required</b>			
-changelog-file   chf	- The root changelog file.	-	--changelogFile
-tag   -ta	Generic 'tag to apply action to'.	-	-
<b>Optional</b>			
-change-exec- listener-class   chelc	Fully-qualified class that specifies a ChangeExecListener.	-	-- changeExecListenerPro pertiesFile
-change-exec- listener- properties-file   chelpf	Path to a properties file for the ChangeExecListenerClass.	-	-- changeExecListenerPro pertiesFile
-contexts   -co	Context string to use for filtering which changes to operate on.	-	-

Option	Description	Default	Deprecated
-database-changelog-table-name   -dactn	Name of table to use for tracking change history.	-	--databaseChangelogTableName
-debug   -de	Enable debug output.	False	-
-default-schema-name   -desn	The default schema name to use for the database connection.	-	--defaultSchemaName
-labels   -la	Label expression to use for filtering the changes to operate on.	-	-
-liquibase-schema-name   -lbsn	Schema to use for Liquibase objects.	-	--liquibaseSchemaName
-liquibase-tablespace-name   -lbtn	Tablespace to use for Liquibase objects.	-	--liquibaseTablespaceName
-log   -lo	Enable logging. Standard logging is INFO level (no debug flag). Debug logging is FINEST level (both log and debug flag).	False	-
-output-default-schema   -ouds	Control whether names of objects in the default schema are fully qualified or not. If true they are qualified. If false, only objects outside the default schema are fully qualified.	False	--outputDefaultSchema
-output-file   -ouf	The name of the file to write the output to.	-	--outputFile
-search-path   -sep	Complete list of locations to search for files such as changelog files. You can specify multiple paths by separating them with commas.	-	--searchPath
-secure-parsing   -scp	If true, remove functionality from file parsers, which can be used insecurely. An example is disabling remote XML entity support.	-	--secureParsing

### Example

Update database with the changesets up to and including the changeset with the specified database tag.

```
SQL> cd <lb-changes-directory>
-- Edit changelog file and add tagDatabase entries for version1
SQL> lb update-to-tag-sql -tag version1 -changelog-file controller.xml
```

## 3.4.46 validate

Validate the changelog for errors that may cause an UPDATE to fail.

### Syntax

```
Liquibase|lb validate|va OPTIONS
```

The following checks are done:

- XML, YAML, JSON, and SQL structure
- Referenced files exist
- Required or prohibited attributes are correct for your database
- Duplicated id, author, and file combinations
- Checksum errors

### Options

Option	Description	Default	Deprecated
<b>Required</b>			
-changelog-file   -chf	The root changelog file.	-	--changelogFile
<b>Optional</b>			
-database-changelog-table-name   -dactn	Name of table to use for tracking change history.	-	--databaseChangelogTableName
-debug   -de	Enable debug output.	False	-
-default-schema-name   -desn	The default schema name to use for the database connection.	-	--defaultSchemaName
-liquibase-schema-name   -lbsn	Schema to use for Liquibase objects.	-	--liquibaseSchemaName
-liquibase-tablespace-name   -lbtn	Tablespace to use for Liquibase objects.	-	--liquibaseTablespaceName
-log   -lo	Enable logging. Standard logging is INFO level (no debug flag). Debug logging is FINEST level (both log and debug flag).	False	-
-search-path   -sep	Complete list of locations to search for files such as changelog files.  You can specify multiple paths by separating them with commas.	-	--searchPath

Option	Description	Default	Deprecated
<code>-secure-parsing   scp</code>	<p>If true, remove functionality from file parsers, which can be used insecurely.</p> <p>An example is disabling remote XML entity support.</p>	-	<code>--secureParsing</code>

### Example

Validate before running UPDATE.

```
-- Set default output path
SQL> cd <output-files-path>
-- Connect to target and validate
SQL> connect <db-connect-string>
SQL> lb validate -changelog-file controller.xml
```

### 3.4.47 version

Display version information.

#### Syntax

```
Liquibase|lb version|ve
```

## 3.5 Using SQLcl Liquibase Functionality with Open-Source Liquibase

SQLcl Liquibase with Oracle Database provides extended functionality to the Liquibase experience compared to the vanilla Liquibase client. This includes dynamically altering tables using Liquibase and SQLcl-exclusive Liquibase commands, such as generating specialized snapshots for:

- A comprehensive schema (`generate-schema`)
- Oracle REST Data Service (ORDS) objects (`generate-ords-module` and `generate-ords-schema`)
- Oracle APEX objects (`generate-apex`)

By default, the Liquibase client does not include this enhanced functionality or enable you to read the specialized changelogs generated by SQLcl Liquibase.

You can add the functionality to read these specialized changelogs to the Liquibase client by copying certain jar files from SQLcl and updating your Liquibase properties file. The steps to do this are demonstrated using the following example:

1. Connect to your Oracle Database and start the SQLcl command-line interface. The example database has a few sample tables that you can view.

```
SQL> select table_name from user_tables;
```

```
TABLE_NAME
-----
REGIONS
LOCATIONS
DEPARTMENTS
JOBS
EMPLOYEES
JOB_HISTORY
COUNTRIES
```

7 rows selected.

2. Create a table `Fruits`. This will serve as an example table to track.

```
SQL> create table fruits (id number(1,0), type varchar2(50), price
number, constraint fruits_pk primary key (id));
```

Table FRUITS created.

The table is added to the list of sample tables.

```
SQL> select table_name from user_tables;
```

```
TABLE_NAME
-----
REGIONS
LOCATIONS
DEPARTMENTS
JOBS
EMPLOYEES
JOB_HISTORY
FRUITS
COUNTRIES
```

8 rows selected.

3. Generate a changelog for the `Fruits` table.

```
SQL> lb generate-object -object-type table -object-name fruits;
```

```
--Starting Liquibase at 13:43:52 (version 4.15.0 #0 built at 2022-08-19
14:45+000)
```

```
Changelog created and written to file fruits_table.xml
```

```
Operation completed successfully.
```

4. Delete the `Fruits` table so that you can run some tests generating it with the changelog created.

```
SQL> drop table fruits;
```

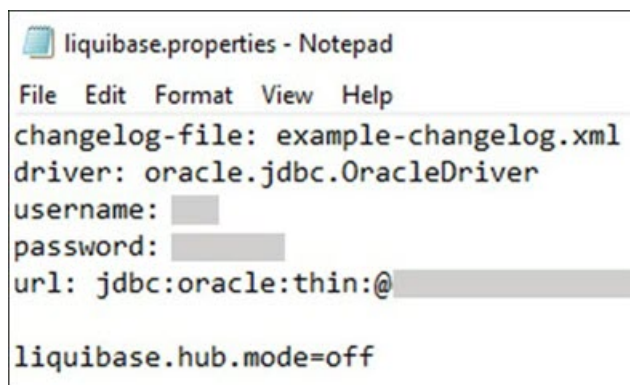
```
SQL> select table_name from user_tables;
```

```
TABLE_NAME
```

```
REGIONS
LOCATIONS
DEPARTMENTS
JOBS
EMPLOYEES
JOB_HISTORY
COUNTRIES
```

```
7 rows selected.
```

5. Switch to the vanilla Liquibase open-source command line client, which you can [download](#) from Liquibase's website.
6. You must provide the credentials of the Oracle Database that you are connected to in SQLcl for the vanilla Liquibase client. Create a `liquibase.properties` file from a blank text file. In this example, the `liquibase.properties` file is created in `C:\Users\[username]` folder on a Windows system. The following figure shows the properties file used in this example. For more information about providing database credentials for Liquibase, see [Specifying Properties in a Connection Profile](#).



7. Copy and paste the `fruits_table.xml` changelog file created earlier from your SQLcl bin folder to the folder location of your `liquibase.properties` file (in this case, `C:\Users\[username]`). To keep your changelog files in a different location, specify the path to the file location in the `changelog-file` field of your `liquibase.properties` file.
8. Run the update command.

```
>liquibase --changelog-file=fruits_table.xml update
```









Connect to an Oracle database with SQLcl release 22.3. The one featured in this example includes a few sample tables. The tables that are going to be used for this example are employees and departments.

```
SQL> select table_name from user_tables;
```

```
TABLE_NAME
-----
REGIONS
LOCATIONS
DEPARTMENTS
JOBS
EMPLOYEES
JOB_HISTORY
HIRE_DATE
PERSON_COLLECTION
COUNTRIES
```

```
9 rows selected.
```

1. Generate a schema of the database state using SQLcl Liquibase.

```
SQL> lb generate-schema
```

```
SQL> lb generate-schema
--Starting Liquibase at 15:59:29 (version 4.15.0 #0 built at 2022-08-19 14:45+0000)

Export Flags Used:

Export Grants          false
Export Synonyms        false

[Method loadCaptureTable]:
[Type - TYPE_SPEC]:      451 ms
[Type - TYPE_BODY]:      247 ms
[Type - SEQUENCE]:       205 ms
[Type - DIRECTORY]:      112 ms
[Type - CLUSTER]:       1473 ms
[Type - TABLE]:        25672 ms
```

2. Switching over to another command-line window, use the open-source Liquibase client to generate a changelog of the database state. Because generate-schema is a SQLcl-exclusive command that uses extended functionality, the open-source Liquibase client must use the generate-changelog command.

 **Note:**

You can [download](#) the open-source Liquibase client from the Liquibase website.

```
>liquibase --changelog-file=sql_test.xml generate-changelog
```

```

C:\Users\>liquibase --changelog-file=sql_test.xml generate-changelog
#####
#
#      O      O
#  L I Q U I B A S E
#  L I Q U I B A S E
#
#
#  Get documentation at docs.liquibase.com    ##
#  Get certified courses at learn.liquibase.com ##
#  Free schema change activity reports at    ##
#    https://hub.liquibase.com                ##
#
#####
starting Liquibase at 17:01:32 (version 4.15.0 #4001 built at 2022-08-05 16:17+0000)
liquibase Version: 4.15.0
liquibase Community 4.15.0 by Liquibase
BEST PRACTICE: The changelog generated by diffChangeLog/generateChangeLog should be inspected for correctness and completeness before being deployed. Some database objects and their dependencies cannot be represented automatically, and they may need to be manually updated before being deployed.
generated changelog written to C:\Users\>sql_test.xml
liquibase command 'generate-changelog' was executed successfully.

C:\Users\>

```

The database state is now captured in both SQLcl Liquibase and the open-source Liquibase client.

3. In the SQLcl command-line window, make a few changes to the database.

```
SQL>alter table employees add height number;
Table EMPLOYEES altered.
```

```
SQL>alter table employees add mood varchar2(50);
Table EMPLOYEES altered.
```

```
SQL>alter table departments add happiness varchar2(50);
Table DEPARTMENTS altered.
```

View these column additions in the database.

```
SQL> select * from departments;
SQL> select * from employees;
```





```
SQL> select * from departments;
```

DEPARTMENT_ID	DEPARTMENT_NAME	MANAGER_ID	LOCATION_ID	HEAD_COUNT	RETENTION
10	Administration	200	1700		
20	Marketing	201	1800		
30	Purchasing	114	1700		
40	Human Resources	203	2400		
50	Shipping	121	1500		
60	IT	103	1400		
70	Public Relations	204	2700		
80	Sales	145	2500		
90	Executive	100	1700		
100	Finance	108	1700		
110	Accounting	205	1700		
120	Treasury		1700		
130	Corporate Tax		1700		
140	Control And Credit		1700		

```
SQL> select * from employees;
```

EMPLOYEE_ID	FIRST_NAME	LAST_NAME	EMAIL	PHONE_NUMBER	HIRE_DATE	JOB_ID	SALARY	COMMISSION_PCT	MANAGER_ID	DEPARTMENT_ID	AWARDS
100	Donald	OConnell	DOCONNEL	650.507.9833	21-JUN-99	SH_CLERK	2600		124	50	
199	Douglas	Grant	DGRANT	650.507.9844	13-JAN-00	SH_CLERK	2600		124	50	
200	Jennifer	Whalen	JWHALEN	515.123.4444	17-SEP-87	AD_ASST	4400		101	10	
201	Michael	Hartstein	MHARTSTE	515.123.5555	17-FEB-96	PK_MAN	13000		100	20	
202	Pat	Fay	PFAY	603.123.6666	17-AUG-97	PK_REP	6000		201	20	
203	Susan	Mavris	SMAVRIS	515.123.7777	07-JUN-94	HR_REP	6500		101	40	
204	Hermann	Baer	HBAER	515.123.8888	07-JUN-94	PR_REP	10000		101	70	
205	Shelley	Higgins	SHIGGINS	515.123.8000	07-JUN-94	AC_MGR	12000		101	110	
206	William	Gietz	WGIEZT	515.122.8191	07-JUN-94	AC_ACCOUNT	8300		205	110	
100	Steven	King	SKING	515.123.4567	17-JUN-87	AD PRES	24000			90	
101	Neeha	Kochhar	NKOCHHAR	515.123.4568	21-SEP-89	AD_VP	17000		100	90	
102	Lex	De Haan	LDEHAAN	515.123.4569	13-JAN-93	AD_VP	17000		100	90	
103	Alexander	Hunold	AHUNOLD	590.423.4567	03-JAN-90	IT_PROG	9000		103	60	
104	Bruce	Ernst	BERNST	590.423.4568	21-MAY-91	IT_PROG	6000		103	60	

Changelogs are generated and the `Activities` table and `Head_count`, `Retention`, and `columns` are deleted so as to showcase using Liquibase to create them.

1. Generate the schema in SQLcl.

#### Note:

Move the changelogs from the previous example to a separate folder to avoid issues.

```
SQL> lb generate-schema
--Starting Liquibase at 09:33:52 (version 4.15.0 #0 built at
2022-08-19 14:45+0000)
```

2. Switching over to another command-line window to execute commands in the open-source Liquibase client, here also generate a changelog:

```
>liquibase --changelog-file=sql_test2.xml generate-changelog
```







```

SQL> lb update -changelog-file controller.xml
--Starting Liquibase at 10:05:17 (version 4.15.0 #0 built at 2022-08-19 14:45+0000)

-- Loaded 37 change(s)
Running Changeset: departments_seq_sequence.xml::93020a4f5c3fc570029b0695d52763142b6e44e1::(HR)-Generated
Statement executed successfully
Running Changeset: employees_seq_sequence.xml::42e3db1348e500dade36829bab3b7f5343ad6f09::(HR)-Generated
Statement executed successfully
Running Changeset: locations_seq_sequence.xml::7ec49fad51eb8c0b53fa0128bf6ef2d3fee25d35::(HR)-Generated
Statement executed successfully
Running Changeset: departments_table.xml::62926485197be515dcecdf2174bca09c4331d020::(HR)-Generated
Table "HR"."DEPARTMENTS" altered.
Table "HR"."DEPARTMENTS" altered.
Table "HR"."DEPARTMENTS" altered.
Table "HR"."DEPARTMENTS" altered.
Running Changeset: employees_table.xml::14662f7d19c2e2d74bd735e31b78b79cf20ee0f6::(HR)-Generated
Table "HR"."EMPLOYEES" altered.
Table "HR"."EMPLOYEES" altered.
Table "HR"."EMPLOYEES" altered.
Table "HR"."EMPLOYEES" altered.
Running Changeset: regions_table.xml::52334f421d935229140b0468d06157dd45c20f96::(HR)-Generated
Statement executed successfully
Running Changeset: jobs_table.xml::84d6c14a5af0d22812c689a42e58e6c0cf300c1e::(HR)-Generated
Statement executed successfully
Running Changeset: activities_table.xml::a7941c2352f1cad12cd6e4eadfbd4fc9d1d438d6::(HR)-Generated
Table "HR"."ACTIVITIES" created.
Running Changeset: countries_table.xml::43c08b308b52ef60fc8e8f42f33ebda679f18323::(HR)-Generated
Statement executed successfully

```

```
SQL>select table_name from user_tables;
```

```
SQL>select * from employees;
```

```
SQL>select * from departments;
```

```
SQL> select table_name from user_tables;
```

```
TABLE_NAME
```

```

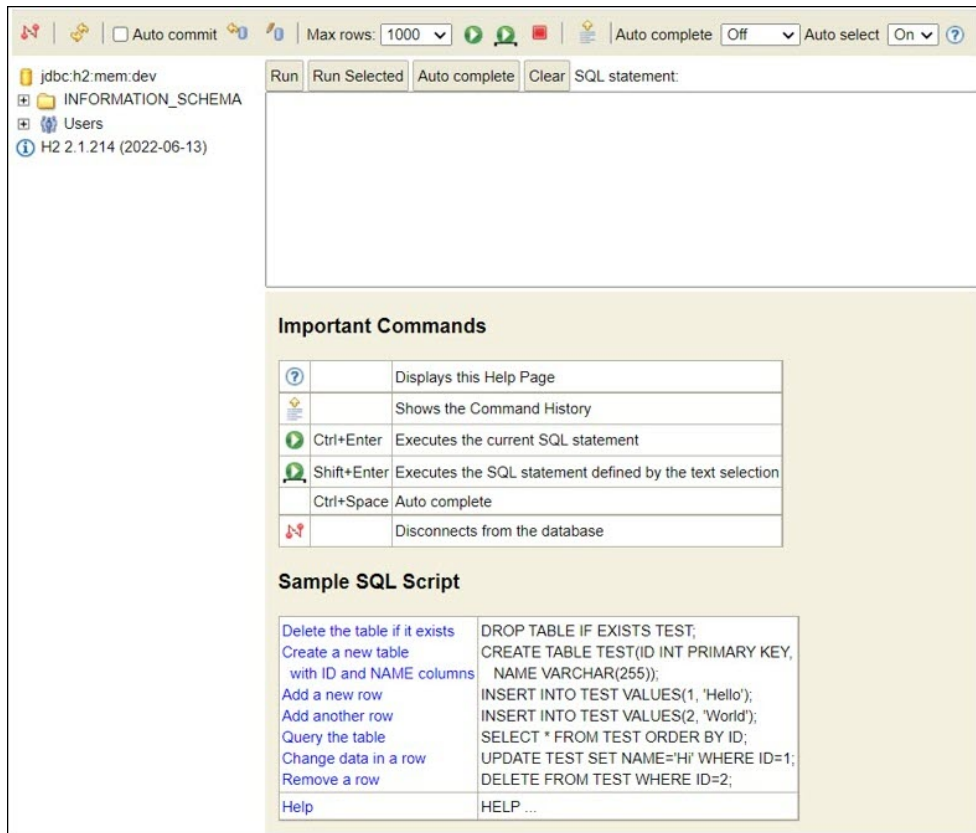
-----
REGIONS
LOCATIONS
DEPARTMENTS
JOBS
EMPLOYEES
JOB_HISTORY
DATABASECHANGELOG_ACTIONS
DATABASECHANGELOG
ACTIVITIES
COUNTRIES

```

```
11 rows selected.
```

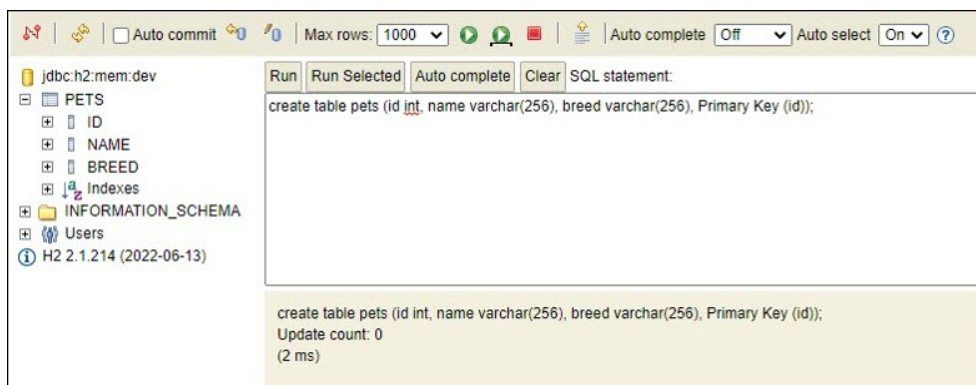






- In the browser console, create a sample table using the following command and click **Run**:

```
>create table pets (id int, name varchar(256), breed varchar(256), Primary Key (id));
```



- Capture this schema consisting of the `Pets` table with a Liquibase changelog. Open a new command-line window and generate the changelog:

```
>liquibase --changelog-file=examplepets.xml generate-changelog
```

Name the changelog file as `examplepets.xml`.



```

SQL> lb update --changelog-file examplepets.xml
--Starting Liquibase at 14:40:11 (version 4.15.0 #0 built at 2022-08-19 14:45+0000)
-- Loaded 1 change(s)
Running Changeset: examplepets.xml::1662750905905-1: (generated)

Operation completed successfully.

SQL> select table_name from user_tables;

TABLE_NAME
-----
REGIONS
LOCATIONS
DEPARTMENTS
JOBS
EMPLOYEES
JOB_HISTORY
DATABASECHANGELOGLOCK
DATABASECHANGELOG_ACTIONS
DATABASECHANGELOG
PETS
COUNTRIES

11 rows selected.

SQL>

```

## 3.8 DATABASECHANGELOG\_DETAILS VIEW

DATABASECHANGELOG\_DETAILS is a view that consolidates information from the DATABASECHANGELOG and DATABASECHANGELOG\_ACTIONS tables for easier reporting and troubleshooting.

This view enables a better understanding of the status and work performed by each change applied to the database. The SQL column shows the actual SQL that was run in the database. The SXML column shows the state of the object prior to the change being applied.

### Example

```
SQL> desc DATABASECHANGELOG_DETAILS
```

Name	Null?	Type
DEPLOYMENT_ID		VARCHAR2 (10)
ID		VARCHAR2 (255)
AUTHOR		VARCHAR2 (255)
FILENAME		VARCHAR2 (255)
SQL		CLOB
SXML		CLOB
DATEEXECUTED	NOT NULL	TIMESTAMP (6)
EXECTYPE	NOT NULL	VARCHAR2 (10)
MD5SUM		VARCHAR2 (35)
DESCRIPTION		VARCHAR2 (255)
COMMENTS		VARCHAR2 (255)
LIQUIBASE		VARCHAR2 (20)





## 3.10 Examples Using Liquibase

Some examples of using the Liquibase functionality for database change management tasks:

- [Review SQL](#)
- [Capture and Deploy an Object](#)
- [Capture and Deploy a Schema](#)
- [Execute Custom SQL with RunOracleScript](#)

### 3.10.1 Review SQL

To review SQL before running maintenance commands:

1. Optionally, set up to save SQL updates.

```
cd <lb-changes-directory>  
spool update.sql
```

2. Connect to HR and capture the object.

```
connect <db-connect1-string>  
lb update-sql  
spool off
```

### 3.10.2 Capture and Deploy an Object

To deploy the EMPLOYEES table from HR to HR2:

1. Set default output path.

```
cd <output-files-path>
```

2. Connect to HR and capture the object.

```
connect <db-connect1-string>  
lb generate-object -object-type table -object-name employees
```

3. Connect to HR2 and ensure the object does not exist.

```
connect <db-connect2-string>  
drop table employees
```

4. Create the object in HR2 and verify that it was created.

```
lb update -changelog-file employees_table.xml  
desc employees
```

### 3.10.3 Capture and Deploy a Schema

To capture HR schema and reproduce it in HR2 schema:

1. Set default output path.

```
cd <output-files-path>
```

2. Connect to HR and capture the schema.

```
connect <db-connect1-string>  
lb generate-schema
```

3. Setup the HR2 user.

```
connect <db-connect-dba-string>  
drop user hr2 cascade;  
create user hr2 identified by hr2;  
grant connect,resource, create view to hr2;  
alter user hr2 quota unlimited on users;  
alter user hr2 quota unlimited on sysaux;
```

4. Create the schema objects deployed from HR in HR2 and verify.

```
lb update -changelog-file controller.xml  
tables
```

### 3.10.4 Execute Custom SQL with RunOracleScript

Create a RunOracleScript changeset to create a table and use PL/SQL variables in the script.

```
<?xml version="1.0" encoding="UTF-8"?>  
<databaseChangeLog  
  xmlns="http://www.liquibase.org/xml/ns/dbchangelog"  
  xmlns:xsi="http://www.w3.org/2001/XMLSchema-instance"  
  xmlns:n0="http://www.oracle.com/xml/ns/dbchangelog-ext"  
  xsi:schemaLocation="http://www.liquibase.org/xml/ns/dbchangelog  
http://www.liquibase.org/xml/ns/dbchangelog/dbchangelog-3.6.xsd">  
  <changeSet id="runScriptString" author="jdoe">  
    <n0:runOracleScript objectName="myScript" ownerName="JDOE"  
      sourceType="STRING">  
    <n0:source><![CDATA[  
DEFINE table_name = RUNNERSTRING;  
create table &&table_name (id number);  
]]></n0:source>  
    </n0:runOracleScript>  
  </changeSet>  
</databaseChangeLog>
```

# 4

## Using Cloud Storage

Starting from SQLcl release 21.2, you can use the `DBMS_CLOUD` package for authentication to access objects in Cloud Storage.

The following actions can be performed with either `OCI` or `DBMS_CLOUD`:

- Put, get, delete, and peek objects in Cloud Storage.
- Load database objects from objects in Cloud Storage.
- Unload a database table to an object in Cloud Storage.

**Table 4-1 Accessing the cloud storage**

Using OCI	Using DBMS_CLOUD
Can access on-premises database and cloud database	Can access cloud database only
Set a default Cloud Storage URL, list compartments, buckets and objects, and view some of the contents of an object in Cloud Storage	Set a default Cloud Storage URL, list objects, and view some of the contents of an object in Cloud Storage
Create an OCI profile for authentication and access as a prerequisite step	Authentication is done using existing OCI or Swift credentials

Use the Cloud Storage (`cs`) command to set a default Cloud Storage URI, list compartments, buckets and objects, and view some of the contents of an object in Cloud Storage.

### Topics

- [Using DBMS\\_CLOUD for Authentication](#)
- [Creating the OCI profile for OCI Authentication](#)
- [About the Cloud Storage Command Options](#)
- [Examples](#)



#### See Also:

- [Loading a File](#)
- [Calling Oracle Cloud Infrastructure REST APIs Using the OCI Command](#)

## 4.1 Using DBMS\_CLOUD for Authentication

You can access the cloud storage using the `DBMS_CLOUD Credential` command. Presently, the `DBMS_CLOUD Credential` supports Oracle Cloud database.

With the `DBMS_CLOUD Credential` command (`dbcc`), you can:

- Create a credential using Swift, OCI credentials, or an existing OCI profile.
- Enable, disable, update, and drop a credential.
- List the credentials.
- Set the default credential.

### Create a Credential

To create authentication using the Swift credential, use the following command:

```
dbcc create <new-credential-name> user <username> pass <password>
```

To create authentication using the OCI credential, use the following command:

```
dbcc create <new-credential-name> fingerprint <fingerprint> user_ocid  
<user-id> tenancy_ocid <tenancy-id> private_path <path-to-private-key>
```

To create authentication using OCI profile, use the following command:

```
dbcc create <new-credential-name> profile <oci-profile-name>
```

### Enable, Disable, Update, and Drop a Credential

To enable a credential, use the following command:

```
dbcc enable <credential-name>
```

To disable a credential, use the following command:

```
dbcc disable <credential-name>
```

To update a credential, use the following command:

```
dbcc update <credential-name> <attribute> <value>
```

**where** <attribute> : [user\_ocid] [tenancy | tenancy\_id] [key\_path |  
private\_key\_path] [print | fingerprint]

To drop a credential, use the following command:

```
dbcc drop <credential-name>
```

### List the Credentials

To display a list of available credentials, use the following command:

```
dbcc list
```

## Set the Default Credential

To set `mycred` as the default credential, use the following command:

```
dbcc mycred
```

To find help on the `dbcc` command, use the following command:

```
help dbccred
```

## An Example to Create and Set a DBMS\_CLOUD Credential

The following example details the steps to create and set different types of `DBMS_CLOUD` credentials.

```
--Set the path to the Wallet zip file on your system
SQL> set cloudconfig <path-to-Wallet-file>
Operation is successfully completed.

--Supply the database user name, password and the database service name
provided in the tnsnames.ora
SQL> connect admin/<password>@adw20200526_high
Connected.

--Set Cloud Storage URL to the bucket
SQL> cs https://objectstorage.us-ashburn-1.example.com/n/test/b/example
DBMS_CLOUD Credential: Not Set
OCI Profile: Not Set
Transfer Method: Not Set
URI as specified: https://objectstorage.us-ashburn-1.example.com/n/test/b/
example

--create CREDENTIAL using Swift authentication
SQL> dbcc create swiftcred user <username> pass <password>
Credential SWIFTCRED created.
DBMS_CLOUD Credential set to SWIFTCRED.
Transfer method set to DBMS_CLOUD.

--create CREDENTIAL using OCI authentication
SQL> dbcc create ocicred fingerprint ec:98:83:**:**:**:b5
      user_ocid ocid1.user.oc1.....**g4xoca
      tenancy_ocid ocid1.tenancy.oc1.....a**3n3a
      private_path C:\\Users\\test\\oci/freedb_api_key.pem
Credential OCICRED created.
DBMS_CLOUD Credential set to OCICRED.
Transfer method set to DBMS_CLOUD.

--create CREDENTIAL using an existing OCI profile called freedb
--If profile name is not passed as a parameter, it takes the default
OCI profile details which is already set.
SQL> dbcc create profcred profile [freedb]
Credential PROFCRED created.
```

```
DBMS_CLOUD Credential set to PROFCCRED.  
Transfer method set to DBMS_CLOUD.
```

## 4.2 Creating the OCI profile for OCI Authentication

For using the OCI authentication scheme, you must first set the OCI profile.

For more information about how to set up the required SSH keys and configure your Oracle Cloud Infrastructure Software Development Kits, see [Setup and Prerequisites](#) in the *Oracle Cloud Infrastructure Documentation*.

Note the following points:

- Generate a RSA key pair in PEM format (minimum 2048 bits required) **without a passphrase**. Use this `key_file` in the profile.
- Do not use relative paths inside the configuration file because relative paths resolve based on the SQLcl launch directory. Therefore, the `key_file` may not be found.
- Use double backslashes (`\\`) instead of a single backslash (`\`) for specifying the path of the `key_file` in Windows.

To display the list of profiles contained in the OCI configuration file at `~/.oci/config`, use the following command:

```
oci profile
```

To set the profile as `demo`, use the following command:

```
oci profile demo
```

## 4.3 About the Cloud Storage Command Options

You can invoke the Cloud Storage command in SQLcl with `cloudstorage` or `cloud_storage` or `cs`.

The Cloud Storage Command provides Cloud Storage functions to:

- Set and show the default cloud storage URI.
- Set and show the transfer method, profile and credential.
- List compartment, bucket and objects in cloud storage.
- Get, put, delete, and peek a Cloud Storage Object.

For a list of the Cloud Storage command options in SQLcl, enter:

```
help cs
```

The command options are:

- `cs [ uri ] <uri>`: Sets the default Cloud Storage URI. The URI must contain the host and optionally the namespace, bucket, and object.

Example:

```
--host
cs https://objectstorage.us-ashburn-1.oraclecloud.com
--namespace
cs https://objectstorage.us-ashburn-1.oraclecloud.com/n/test
--bucket
cs https://objectstorage.us-ashburn-1.oraclecloud.com/n/test/b/example
--object
cs https://objectstorage.us-ashburn-1.oraclecloud.com/n/test/b/example/o/
employees.csv
```

- `cs oci [<profile>]`: Sets the default transfer as OCI. Optionally, specify the profile to be used.
- `cs {DBC | DBMS_CLOUD} [<credential>]`: Sets the default transfer as DBMS\_CLOUD. Optionally, specify the credential to use.
- `cs clear`: Clears the Cloud Storage URI including URI and transfer options.
- `cs show`: Shows the current default Cloud Storage URI, transfer method, profile and credential.
- `cs listc [ <compartment> ]`: Lists the compartments in the specified *compartment*. If *compartment* is not specified, lists the compartments in the namespace as identified by the profile. (OCI only)
- `cs listb <compartment>`: Lists the buckets in a compartment. (OCI only)
- `cs listo [ <bucket> ]`: Lists the objects in a bucket. Bucket must be specified in the URI or on the `listo` command.
- `cs delete [<qualifier>]`: Delete the object from cloud storage.
- `cs get [<qualifier>]`: Get the object from cloud storage.
- `cs PUT [file-to-send-as-body] <qualifier>`: Copy the file to cloud storage.
- `cs peek [ <qualifier> ] [ { pos | position} <position> ] [ size <size> ]`: Displays the contents of the object where:  
*qualifier* is the name of the object, optionally qualified by the namespace and the bucket. The qualified name combined with the default URI specified must fully identify the object URI.  
*position* is the start location in the object for display.  
*size* is the number of characters to display. If omitted, 2000 characters are displayed.

## 4.4 Examples

This section provides some examples:

- [Load a Cloud Storage File into a Table](#)
- [Unload Table Data into Cloud Storage](#)
- [List Compartments, Buckets, and Objects](#)
- [Load a Local File into Cloud Storage using the PUT command](#)

- [Get a File from Cloud Storage using the GET Command](#)
- [Delete a File in Cloud Storage using the DELETE Command](#)
- [Grant a DBMS\\_CLOUD Credential to Another User](#)

### Load a Cloud Storage File into a Table

The following example shows how to load a cloud storage file into a database table:

**Use Case 1:** When using the DBMS\_CLOUD authentication scheme, the DBMS\_CLOUD credential is set and transfer method is set to dbms\_cloud.

```
--Set the DBMS_CLOUD credential
SQL> cs dbc swiftcred

--Set Cloud Storage URI to the bucket
SQL> cs https://objectstorage.us-ashburn-1.example.com/n/test/b/example

DBMS_CLOUD Credential: SWIFTCRED
OCI Profile: Not Set
Transfer Method: dbms_cloud
URI as specified: https://objectstorage.us-ashburn-1.example.com/n/
test/b/example
```

**Use Case 2:** When using the OCI Profile authentication scheme, the OCI profile is set and transfer method is set to oci.

```
--Set the OCI profile
SQL> cs oci demo
--Set Cloud Storage URI to the bucket

SQL> cs https://objectstorage.us-ashburn-1.example.com/n/test/b/example

DBMS_CLOUD Credential: Not Set
OCI Profile: Demo
Transfer Method: oci
URI as specified: https://objectstorage.us-ashburn-1.example.com/n/
test/b/example

--Create Table "locations"
SQL> create table locations(location_id NUMBER(5),location_name
VARCHAR2(40));
Table LOCATIONS created

--Load data from LOCATIONS_DATA_TABLE.csv in cloud storage into
"locations" table of the schema for the current user
SQL> load locations cs /o/LOCATIONS_DATA_TABLE.csv

format csv

column_names on
delimiter ,
enclosure_left "
```



```
enclosure_right "
encoding UTF8
row_limit off
row_terminator default
skip_rows 0
skip_after_names

--Number of rows processed: 50
--Number of rows in error: 0
--Last row processed in final committed batch: 50
0 - SUCCESS: Load processed without errors

SQL> select count(*) from locations;

COUNT(*)
-----
50

--Load data from LOCATIONS_DATA_TABLE.csv in your current local folder into
"locations" table
  of the schema for the current user
SQL> load locations cs LOCATIONS_DATA_TABLE.csv
```

### Unload Table Data into Cloud Storage

The following example shows how to unload data from the `locations` table into cloud storage. The data is unloaded to the cloud storage location and is named `LOCATIONS_DATA_TABLE.csv`.

```
--Set Cloud Storage URI to the bucket
SQL> cs https://objectstorage.us-ashburn-1.oraclecloud.com/n/test/b/example

--Specify delimiter as | and terminator as <eol>
SQL> set loadformat delimiter | term <eol> csv

--Unload locations table into cloud storage
SQL> unload locations cs

DBMS_CLOUD Credential: SWIFTCRED          --Using DBMS_CLOUD authentication
OCI Profile: Not Set
Transfer Method: dbms_cloud
URI as specified: https://objectstorage.us-ashburn-1.oraclecloud.com/n/
test/b/example/o/
Final URI: https://objectstorage.us-ashburn-1.oraclecloud.com/n/test/b/
example/o/

format csv

column_names on
delimiter |
enclosure_left "
enclosure_right "
encoding UTF8
row_terminator <eof>
```

```
** UNLOAD Start ** at 2020.09.10-17.08.34
Export Separate Files to https://objectstorage.us-
ashburn-1.oraclecloud.com/n/test/b/example
DATA TABLE LOCATIONS
File Name: LOCATIONS_DATA_TABLE.csv
Number of Rows Exported: 23
** UNLOAD End ** at 2020.09.10-17.08.39

-- Show file contents
SQL> cs peek /o/LOCATIONS_DATA_TABLE.csv

"LOCATION_ID"|"LOCATION_NAME"<eof>01|"California"<eof>02|"Alaska"<eof>03
|"Florida"<eof>04|"Texas"<eof>05|"Virginia"<eof>
06|"Louisiana"<eof>07|"Massachusetts"<eof>08|"Arkansas"<eof>09|"Oregon"
<eof>10|"Hawaii"<eof>11|"Maryland"<eof>
12|"Pennsylvania"<eof>13|"Colorado"<eof>14|"Michigan"<eof>15|"Minnesota"
<eof>16|"Ohio"<eof>17|"Maine"<eof>18|"Arizona"<eof>
19|"Missouri"<eof>20|"Vermont"<eof>21|"Kansas"<eof>22|"Nevada"<eof>23|"
Illinois"
```

### List Compartments, Buckets, and Objects

The following example shows how to list compartments, buckets, and objects in cloud storage:



#### Note:

When using `DBMS_CLOUD` credential, you can only list the objects in the bucket. `DBMS_CLOUD` transfer method does not support listing compartments and buckets.

```
cs https://objectstorage.us-ashburn-1.oraclecloud.com/n/test

--Lists the compartments in the namespace
SQL> cs listc

COMP_APEX
dbtst
old
ords
pdf-fn-compartment
sandbox
sqldev

--Lists the compartments in the compartment sqldev
SQL> cs listc sqldev

sqldev1

--Lists the buckets in the compartment sqldev
SQL> cs listb sqldev
```

```
example
test

--Lists the objects in the bucket transfer
SQL> cs listo /b/example

COUNTRIES_DATA_TABLE.csv
DEPARTMENTS_DATA_TABLE.csv
REGIONS_DATA_TABLE.csv
LOCATIONS_DATA_TABLE.csv

--Displays the first 2000 characters of LOCATIONS_DATA_TABLE file
SQL> cs peek /o/LOCATIONS_DATA_TABLE.csv
```

### Load a Local File into Cloud Storage using the PUT command

The following example shows how to load a local file into cloud storage using the `CS PUT` command and the Cloud Storage command:

```
--Set Cloud Storage URI to the bucket
SQL> cs https://objectstorage.us-ashburn-1.oraclecloud.com/n/test/b/example

--Put an object from local directory into cloud storage
SQL> cs put C:\\Users\\JDOE\\EMPLOYEES_DATA_TABLE.csv /o/myemployees.csv

Put C:\\Users\\JDOE\\EMPLOYEES_DATA_TABLE.csv copied
    to https://objectstorage.us-ashburn-1.oraclecloud.com/n/test/b/
example/o/myemployees.csv

--List the objects in the bucket
SQL> cs listo

COUNTRIES_DATA_TABLE.csv
DEPARTMENTS_DATA_TABLE.csv
REGIONS_DATA_TABLE.csv
LOCATIONS_DATA_TABLE.csv
myemployees.csv
```

### Get a File from Cloud Storage using the GET Command

The following example shows how to get a file from cloud storage using the `CS GET` command and the Cloud Storage command:

```
--Set Cloud Storage URI to the bucket
SQL> cs https://objectstorage.us-ashburn-1.oraclecloud.com/n/test/b/
example/o/

--Set the local directory
SQL> cd C:\\Users\\JDOE\\TempCS

--Get the myemployees.csv file from cloud storage
SQL> cs get /o/myemployees.csv
```

```
Get Object https://objectstorage.us-ashburn-1.oraclecloud.com/n/test/b/
example/o/myemployees.csv
copied to C:\Users\JDOE\TempCS\employees.csv
```

### Delete a File in Cloud Storage using the DELETE Command

The following example shows how to delete a file in cloud storage using the CS DELETE command and the Cloud Storage command:

```
--Set Cloud Storage URI to the bucket
SQL> cs https://objectstorage.us-ashburn-1.oraclecloud.com/n/test/b/
example/o/

--Set the local directory
SQL> cd C:\\Users\JDOE\\TempCS

--Delete the myemployees.csv file in cloud storage
SQL> cs delete /n/test/b/example/o/myemployees.csv

Deleted Object
https://objectstorage.us-ashburn-1.oraclecloud.com/n/test/b/example/o/
myemployees.csv
```

### Grant a DBMS\_CLOUD Credential to Another User

The following example shows how to create and grant a DBMS\_CLOUD credential to another user:

```
-- Create a DBMS_CLOUD credential using oci-profile
SQL> dbcc create jdoecred profile freedb

DBMS_CLOUD Credential: JDOECRED
OCI Profile: Not Set
Transfer Method: dbms_cloud
URI as specified: https://objectstorage.us-ashburn-1.example.com/n/
test/b/example

-- Grant jdoecred to user jdoe
SQL> grant all on jdoecred to jdoe;

-- Connect to the Cloud instance as jdoe
SQL> connect jdoe/*****@adw20200526_high

-- Create a synonym for jdoecred
SQL> create synonym mycred for admin.jdoecred;

-- Set the transfer method using the synonym mycred
SQL> cs dbc mycred

-- User can now list the objects in the Cloud Storage 'test' bucket
because jdoe.mycred exists (as synonym)
```

```
SQL> cs listo
```

# 5

## Using Data Pump

You can import and export data and metadata using Data Pump. Data Pump is made available in SQLcl using the PL/SQL package, `DBMS_DATAPUMP`.

You can do the following:

- Export one or more schemas.
- Import one or more schemas with the `remap schema` option.
- Use `DATAPUMP` export and import for Oracle Database and Oracle Autonomous Database Cloud Services.
- Use database directory or Oracle Object Store for dump files, which can be optionally encrypted.
- Perform parallel processing of dump files.
- Filter objects by object types or names.
- Use the `SET DATAPUMP` command to set defaults and save them with the `STORE` command.
- Use the Cloud Storage feature to put or get from the database directory.

### Topics

- [Getting Started](#)
- [Data Pump Command Syntax and Arguments](#)
- [Use Cases](#)
- [Tips and Troubleshooting](#)

## 5.1 Getting Started

The following sections provide information needed to get started with the `DATAPUMP` command in SQLcl.

### 5.1.1 Prerequisites

To use `DATAPUMP` in SQLcl, you need to know the following:

- When you are the logged-in user that is exporting or importing:
  - You must have the appropriate system privileges or adequate user space resource on the tablespace.
  - If you do not have the `DBA` or `PDB_DBA` role, you need access to the Oracle Directory for importing or exporting your own schema.

For example:

```
grant read, write on directory DATA_PUMP_DIR to dpumpnotdba;
```

- When using other schemas:
  - See [Required Roles](#) to learn about the required roles for data pump import and export operations.
  - You must have permissions for the tablespace to import.
- If you are unable to use Data Pump, you can instead load a file using [Loading a File](#).
- To connect to an Autonomous Database:
  - Download the wallet file for the Oracle Cloud connection. See [Download Client Credentials](#).
  - For importing to Autonomous, see [Cloud Premigration Advisor Tool \(CPAT\)](#).
- To use object storage from Oracle Database:
  - See [About the Cloud Storage Command Options](#) and [Setup and Prerequisites](#) in the *Oracle Cloud Infrastructure Documentation*.
  - You must install an OCI profile configuration file.
  - The OCI profile must be set using `OCI PROFILE <name>` or `CS OCI <profile>`.
  - You can copy dump files to object storage as the last step of an export using the `-copycloud` option on the data pump export.
  - You can copy dump files from object storage as the first step of an import using the `-copycloud` option on the data pump import.
  - You can copy dump files between cloud storage and Oracle Directories using the Cloud Storage command (put and get).
- To use object storage from Autonomous Database:
  - See [Using DBMS\\_CLOUD for Authentication](#).
  - You must set the credential for object storage using Cloud Storage, `SET DATAPUMP` or `DATAPUMP` command.
  - You can export dump files directly to object storage without using a database directory.
  - You can import dump files directly from object storage without using a database directory.
  - You cannot write log files directly to object storage but you can copy them to cloud storage using the Cloud Storage command.
- The Time Zone File version is shown during export. The dump file can only be imported into a database with the same (or later) time zone file version.
- Transparent and Dual encryption modes require Transparent Data Encryption (TDE). If TDE is not available, you can use only password encryption.

## 5.1.2 Usage

The `DATA PUMP` command creates and submits data pump jobs using the `DBMS_DATAPUMP` package.

- For importing to Autonomous, see [Cloud Premigration Advisor Tool \(CPAT\)](#).
- You can have different hardware, operating systems, character sets, time zones, and versions in the source and target databases.
- All object types and data types existing in Oracle Database release 11g and later versions are supported.
- You can transfer and filter data and metadata.
- You can transform schema names, tablespace names, and metadata at import time.
- You can unload and load data in an Oracle proprietary format.
- You can encrypt dump files to ensure your data is secure. You can use transparent if available on the database or use password as the encryption mode.
- You can filter the import or export process to limit the objects types and objects included.

### Export

Data Pump export is used to unload metadata and data into a dump file, which can be stored in an Oracle Directory or object storage.

- If a schema or list of schemas is not provided, the current schema is exported.
- If a directory or object storage and a credential are not provided, the dump file is stored in `DATA_PUMP_DIR`.
- Job name is created as `ESQL_<n>`, if one is not provided.
- If a dump file name is not provided, the dump file is stored as `<jobname>.DMP`.
- If a log file name is not provided, the log file is stored as `<jobname>.LOG`.

### Import

Data Pump import is used to load metadata and data from a previously exported dump file, which was stored in an Oracle Directory or object storage.

- If a schema or list of schemas is not provided, all the objects in the dump file are imported (`FULL` import by default). You can use a filter to limit the number of objects imported.
- If a database directory or object storage and a credential are not provided, the dump file is stored in `DATA_PUMP_DIR`.
- Job name is created as `ISQL_<n>`, if one is not provided.
- If a dump file name is not provided, the dump file is stored as `<jobname>.DMP`.
- If a log file name is not provided, the log file is stored as `<jobname>.LOG`.



## 5.2 Data Pump Command Syntax and Arguments

You can invoke the Data Pump command using `dp` or `datapump`.

### Syntax

```
dp help [examples|syntax] | export [<optional-argument>,...] | import
[<optional-argument>,...] |
```

To see the help description for data pump in SQLcl, type:

```
dp help
```

To quickly view the syntax and exclude other details, type:

```
dp help syntax
```

To only view the examples in help, type:

```
dp help examples
```

*<optional argument>*: The following table describes the possible optional arguments along with default values for each of them.

**Table 5-1 Optional Arguments**

File Argument	Description	Default
-credential, -c	Credential for dump file access in Oracle Object Store.	As specified in the Cloud Storage command
-directory, -d	Default database directory for reading and writing dump and log files.	DATA_PUMP_DIR
-dumpdirectory, -dd	Database directory for dump file.	-directory if specified or DATA_PUMP_DIR
-dumpfile, -f	<i>&lt;file-name&gt;</i> [...] Dump file name(s) when using database directory. You can specify multiple files whether parallelism is enabled or not. The number of files specified must be at least as large as the degree of parallelism.	<i>&lt;jobname&gt;</i> <i>&lt;n&gt;</i> .DMP

**Table 5-1 (Cont.) Optional Arguments**

File Argument	Description	Default
-dumpuri,-u	<p>[&lt;uri&gt;[,...]]   &lt;qualified-name&gt;[,...]]</p> <p>&lt;uri&gt;: Complete URI for the Oracle Object Store file if a default is not set on Cloud Storage command.</p> <p>&lt;qualifier&gt;: Name of the object, optionally qualified by the namespace and the bucket. The qualified name concatenated to the URI specified on Cloud Storage command must fully identify the object URI.</p> <p>Credential must be set for direct read/write access to Oracle Object Store from Autonomous database. For -copycloud between database directory and Oracle Object Store, OCI PROFILE must be set.</p> <p>You can specify multiple URIs whether parallelism is enabled or not. The number of files specified should be at least as large as the degree of parallelism.</p>	Default object name is <jobname>.DMP
-logdirectory,-ld	Database directory for log file.	-directory if specified or DATA_PUMP_DIR
-logfile,-lf	Log file name in the database directory.	<jobname><n>.LOG

**Table 5-2 Command Arguments**

Command Argument	Description	Default
-noexec,-ne	<p>[TRUE   FALSE]</p> <p>TRUE: Validate and generate the PL/SQL, but do not execute it.</p>	FALSE
-verbose,-ve	<p>[TRUE   FALSE]</p> <p>TRUE: Show additional diagnostic output.</p>	FALSE

Table 5-3 Common Arguments

Common Argument	Description	Default
-copycloud,-cc	<p>[TRUE   FALSE]</p> <p>TRUE: Copy the dump file between database directory and Oracle Object Store.</p> <p>For export, copy the dump file from the database directory to Oracle Object Store after the data pump job completes.</p> <p>For import, copy the dump file from Oracle Object Store to the database directory before the data pump job starts.</p> <p>Set the OCI PROFILE using OCI command or CLOUDSTORAGE command. Set the cloud storage URI using the CLOUDSTORAGE command, SET DATAPUMP command or DATAPUMP command.</p>	FALSE
-encryptionpassword,-enp	<p>&lt;password&gt;</p> <p>If password is not specified, a prompt for the password is given.</p> <p>For export, the dump files are encrypted using the password. For import, the same password used for export is provided.</p>	None
-excludeexpr,-ex	<p>&lt;object_type_expression&gt;</p> <p>Specify an expression identifying an object type or set of object types to exclude from the job. Example:-</p> <pre>excludeexpr "IN ('GRANT', 'INDEX', 'TRIGGER')"</pre>	None
-excludelist,-el	<p>&lt;object-type&gt;[,...]</p> <p>Specify a comma-separated-value list of object types to exclude from the job.</p> <p>Example:-excludelist GRANT, INDEX, TRIGGER</p>	None

Table 5-3 (Cont.) Common Arguments

Common Argument	Description	Default
-includeexpr,-ix	<p>&lt;object_type_expression&gt;</p> <p>Specify an expression identifying an object type or set of object types to include in the job. Only matching object types and their dependents are included in the job. Use -excludelist or -excludeexpr to exclude dependent objects. Example:</p> <pre>-includeexpr "IN ('TABLE', 'VIEW')"</pre>	None
-includelist,-il	<p>&lt;object_type&gt;[,...]</p> <p>Specify a comma-separated-value list of object types to include in the job. Only matching object types and their dependents are included in the job. Use -excludelist or -excludeexpr to exclude dependent objects. Example:</p> <pre>-includelist TABLE,VIEW</pre>	None
-includemetadata,-im	<p>[TRUE   FALSE]</p> <p>TRUE: Include metadata in the job.</p>	TRUE
-includerows,-ir	<p>[TRUE   FALSE]</p> <p>TRUE: Include data in the job.</p>	TRUE
-jobname,-j	<p>Name for the data pump job. Job name is appended with a data pump generated number, unless it ends with a number. jobname&lt;n&gt; is used when submitting the data pump job and as a default name for dump and log file names or object names.</p>	ESQL_<n>   ISQL_<n> where n is a data pump generated number.
-nameexpr,-nx	<p>{&lt;object-type&gt;=&lt;name-expression&gt;}[;...]</p> <p>For specified object type, provide an expression identifying a set of object names to include in the job. Example:</p> <pre>-nameexpr TABLE="IN ('EMPLOYEES', 'DEPARTMENTS')"; PROCEDURE="IN ('ADD_JOB_HISTORY', 'SECURE_DML')"</pre>	None

Table 5-3 (Cont.) Common Arguments

Common Argument	Description	Default
-namelist,nl	<p>{&lt;object-type&gt;=&lt;name&gt;[,...]} [;...]</p> <p>For specified object type, provide a comma-separated-value list of objects to include in the job. Example: - namelist TABLE=employees,departments;PROCEDURE=add_job_history,secure_dml</p>	None
-parallel,-p	<p>&lt;degree_integer&gt;</p> <p>Adjusts the degree of parallelism within a job allowing multiple processes simultaneously. Specify the same number of files as the degree or some processes may remain idle.</p>	1
-schemas,-s	<p>&lt;schema&gt;[,...] - The schema or list of schemas to process. For example:  -schemas schema1, schema2</p>	For export, schema for the current connection. For import, the default is FULL and all objects in the dump file are imported.
-version,-v	<p>{&lt;nn.n&gt;   COMPATIBLE   LATEST}</p> <p>&lt;nn.n&gt;: A specific database version, for example, 11.0.0. When exporting from Oracle Database 11g release 2 (11.2.0.3) or later into an Oracle Database 12 c Release 1 (12.1), specify a value of 12 to allow all existing database features, components, and options to be exported. This applies to a multitenant container database (CDB) or a non-CDB.  COMPATIBLE: Uses the metadata version from the database compatibility level and the compatibility release level for the feature.  LATEST: The version of the metadata corresponds to the database version.</p>	COMPATIBLE

Table 5-3 (Cont.) Common Arguments

Common Argument	Description	Default
-wait,-w	[TRUE   FALSE] TRUE: Wait for the data pump job to finish and show summary results. FALSE: Submit the data pump job without waiting and without showing results.	TRUE

Table 5-4 Export Only Arguments

Export-Only Arguments	Description	Default
-compression,-cm	{ALL   DATA_ONLY   METADATA_ONLY   NONE} Indicates if compression is needed for user data and metadata. ALL: Compress user data and metadata. DATA_ONLY: Compress only user data. METADATA_ONLY: Compress only metadata. NONE: Do not compress user data or metadata.	METADATA_ONLY
-estimate,-e	{BLOCKS   STATISTICS} Specifies the estimate method for the size of the tables. It should be performed before starting the job. BLOCKS: Estimate is calculated using the count of blocks allocated to the user tables. STATISTICS: Estimate is calculated using the statistics for each table. If no statistics are available for a table, BLOCKS is used.	
-encryption,-en	{ALL   DATA_ONLY   ENCRYPTED_COLUMNS_ONLY   METADATA_ONLY   NONE} Specifying any encryption option will turn on encryption if you do not specify -encryption NONE.	NONE, or ALL if any other encryption option is specified.
-encryptionalgorithm,-ena	{AES128   AES192   AES256} Identifies the cryptographic algorithm to use.	AES128

**Table 5-4 (Cont.) Export Only Arguments**

Export-Only Arguments	Description	Default
-encryptionmode,-enm	{DUAL   PASSWORD   TRANSPARENT}  Identifies the types of security used for encryption and decryption.  PASSWORD encrypts the dump files using the provided password.  TRANSPARENT enables encryption if the Oracle Encryption Wallet is available.  DUAL enables import using the Oracle Encryption Wallet or the password. When using DUAL, -encryptionpassword must be specified.	TRANSPARENT, or PASSWORD if -encryptionpassword is specified.
-filesize,-fs	{<n>{B   KB   MB   GB   TB}}  Limit for the size of files.	500 MB
-flashbackscn,-fb	[TRUE   FALSE]  TRUE: Use consistent database content based on system change number (SCN) at the start time of execution.	FALSE
-reusefile,-r	[TRUE   FALSE]  TRUE: Replace existing dump file(s) with a new file.	TRUE

**Table 5-5 Import Only Arguments**

Import-Only Arguments	Description	Default
-columnencryption,-ce	[TRUE   FALSE]  TRUE: Include column encryption clause on table metadata.  FALSE Omit column encryption clause.	TRUE if supported by database
-objectid,-oid	[TRUE   FALSE]  TRUE: Assign the exported OID.  FALSE: Assign a new OID	TRUE

Table 5-5 (Cont.) Import Only Arguments

Import-Only Arguments	Description	Default
-remapschemas,-rs	<i>{&lt;oldSchema&gt;=&lt;newSchema&gt;[,...]}</i>  <oldSchema> objects in the job are moved to <newSchema>. Example: oldschema1=newschema1,old schema2=newschema2.	Not Applicable
-remaptablespaces,-rt	<i>{&lt;oldTablespace&gt;=&lt;newTablespace&gt;[,...]}</i>  <oldTablespace> storage segment in the job is relocated to <newTablespace>. Example: oldtablespace1=newtablespace1,oldtablespace2=newtablespace2	Not Applicable
-segmentattributes,-sa	[TRUE   FALSE]  TRUE: Include segment attributes clauses (physical attributes, storage attributes, tablespace, logging).	TRUE
-skipunusableindexes,-sui	[TRUE   FALSE]  TRUE : Rows are inserted into tables having unusable indexes.	TRUE
-storage,-st	[TRUE   FALSE]  TRUE: Include storage clauses.	TRUE
-tableexists,-te	{APPEND   REPLACE   SKIP   TRUNCATE}  Action to take if table exists during import. APPEND: New rows are added to the existing rows in the table. REPLACE: Before creating the new table, the old table is dropped. SKIP: The preexisting table is left unchanged. TRUNCATE: Rows are removed from a preexisting table before inserting rows from the import.	SKIP when - includemetadata true, otherwise APPEND action is taken if table exists during import.



**Table 5-5 (Cont.) Import Only Arguments**

Import-Only Arguments	Description	Default
-tablecompression,-tc	[TRUE   FALSE] TRUE: The table compression clause is included if supported. FALSE: The table has the default compression for the tablespace.	TRUE

## 5.3 Use Cases

The following use cases illustrate how to use the `DATAPUMP` command to import and export data.

### Use Case 1

Copy tables, views and functions in current schema from database to database.

1. Export the current schema into `DATA_PUMP_DIR`.
2. Import the schema from `DATA_PUMP_DIR`.

```
-- Export the current schema into DATA_PUMP_DIR
SQL> connect <db-connect1-string>
SQL> dp export -dumpfile my_dump.dmp -includelist table,view,function

-- Import from DATA_PUMP_DIR
SQL> connect <db-connect2-string>
SQL> dp import -dumpfile my_dump.dmp
```

### Use Case 2

Copy current schema from database to Autonomous Database. Encryption is done using prompt for password.

1. Set up for Oracle access to Oracle Object Store using an OCI profile.
2. Export current schema into an encrypted dump file in `DATA_PUMP_DIR` and copy it to the CS bucket using profile.
3. Import encrypted file from Oracle Object Store using credential.

```
-- Set up for Oracle access to Oracle Object Store using an OCI profile
SQL> oci profile my-profile
SQL> cs https://swiftobjectstorage.us-ashburn-1.oraclecloud.com/v1/
abc123/testing-bucket/

-- Export current schema into an encrypted dump file in DATA_PUMP_DIR
and copy it to the CS bucket using profile
SQL> connect <db-connect-string>
SQL> dp export -copycloud -dumpfile my_dump.dmp -encryptionpassword
```

```
-- Import encrypted file from Oracle Object Store using credential
SQL> set cloudconfig <wallet>
SQL> connect <cloud-connect-string>
SQL> dp import -dumpuri /o/my_dump.dmp -encryptionpassword -c SWIFTCRED
```

### Use Case 3

Copy multiple schemas from database to Autonomous Database with remap schemas.

1. Set up for Oracle access to Oracle Object Store using an OCI profile.
2. Export schemas into database directory and copy to cloud.
3. Import from Oracle Object Store using credential. Remap the schemas.

```
-- Set up for Oracle access to Oracle Object Store using an OCI profile
SQL> oci profile my-profile
SQL> cs https://swiftobjectstorage.us-ashburn-1.oraclecloud.com/v1/abc123/
testing-bucket/

-- Export schemas into database directory and copy to cloud
SQL> connect <db-connect-string>
SQL> dp export -schemas dpumpstest1,dpumpstest11 -dumpfile DPUMPTEST1_11.DMP -
cc

-- Import from Oracle Object Store using credential. Remap the schemas
SQL> set cloudconfig <wallet>
SQL> connect <cloud-connect-string>
SQL> dp import -dumpuri /o/DPUMPTEST1_11.DMP -c SWIFTCRED -rs
dpumpstest1=dpumpstest2,dpumpstest11=dpumpstest21
```

### Use Case 4

Copy multiple schemas from database to Autonomous Database with remap tablespace using OCI profile only.

1. Set up for Oracle access to Oracle Object Store using an OCI profile.
2. Export the current schema into DATA\_PUMP\_DIR and copy it to the CS bucket using profile.
3. Copy from Oracle Object Store into directory and import from directory. Remap the tablespace.

```
-- Set up for Oracle access to Oracle Object Store using an OCI profile
SQL> oci profile my-profile
SQL> cs https://swiftobjectstorage.us-ashburn-1.oraclecloud.com/v1/abc123/
testing-bucket/

-- Export the current schema into DATA_PUMP_DIR and copy it to the CS bucket
using profile
SQL> connect <db-connect-string>
SQL> dp export -copycloud

-- Copy from Oracle Object Store into directory and import from directory.
Remap the tablespace.
```

```
SQL> set cloudconfig <wallet>
SQL> connect <cloud-connect-string>
SQL> dp import -copycloud -dumpuri /o/ESQL_<n>.DMP -rt DATA=USERS
```

### Use Case 5

Copy current schema from database to Autonomous Database using parallel processors.

1. Set up for Oracle access to Oracle Object Store using an OCI profile.
2. Export the current schema into DATA\_PUMP\_DIR and copy all files to the CS bucket using profile.
3. Import from Oracle Object Store using credential.

```
-- Set up for Oracle access to Oracle Object Store using an OCI profile
SQL> oci profile my-profile
SQL> cs https://swiftobjectstorage.us-ashburn-1.oraclecloud.com/v1/
abc123/testing-bucket/
```

```
-- Export the current schema into DATA_PUMP_DIR and copy all files to
the CS bucket using profile
SQL> connect <db-connect-string>
SQL> dp export -copycloud -parallel 3 -dumpfile
my_dump1.dmp,my_dump2.dmp,my_dump3.dmp
```

```
-- Import from Oracle Object Store using credential
SQL> set cloudconfig <wallet>
SQL> connect <cloud-connect-string>
SQL> dp import -dumpuri /o/my_dump1.dmp,/o/my_dump2.dmp,/o/
my_dump3.dmp -c SWIFTCRED
```

## 5.4 Tips and Troubleshooting

The `DATAPUMP` command builds PL/SQL that uses the `DBMS_DATAPUMP` package to execute exports and imports.

- Preview the PL/SQL and Parameters
  - Use the `-noexec` option to validate the export or import. This option shows the generated PL/SQL and parameters but does not submit the job for execution.
- Get additional information about the command processing
  - Use the `-verbose` option to see additional diagnostic information.
  - This option also provides queries that you can copy to view the last line of the log and percentage completed.
- View the job log
  - When using the `-wait` option, the log is written to the console.
  - When using `-wait false`, you can copy the log to object storage if you cannot see files in the directory.

- When using `-wait false`, you can view the log file with the following code block for Oracle Database release 12.2 and later versions:

```
var c clob;
set long 32000
begin select to_clob(BFILENAME('DATA_PUMP_DIR','ESQL_<n>.LOG'))
into :c from dual; end;
/
print c
```

- When importing or exporting as the logged-in user, it is recommended not to use the `SYS` role.
- Inserting a row into a table confirms you have quota on the tablespace. If you do not have quota, you see the following error after you run a `DATAPUMP` command: **ORA-31626: job does not exist.**

The following code snippet illustrates this problem:

```
*** Error with DataPump command

grant connect, resource, create session to user1 identified by user1;
grant read on directory DATA_PUMP_DIR to user1;
grant write on directory DATA_PUMP_DIR to user1;

SQL> connect <db-connect-string>
Connected

SQL> datapump export -schemas user1

Datapump Command Start ** at 2022.03.10-15.51.28
Initiating DATA PUMP
DATABASE TIME ZONE: VERSION:32 CON_ID:0
Log
Location: DATA_PUMP_DIR:ESQL_1614.LOG
ORA-31626: job does not exist
ORA-06512: at "SYS.DBMS_SYS_ERROR", line 79
ORA-06512: at "SYS.DBMS_DATAPUMP", line 1849
ORA-06512: at "SYS.DBMS_DATAPUMP", line 6869
ORA-06512: at line 25

** Datapump Command End ** at 2022.03.10-15.51.30
SQL> exit

***Resolve Error by Granting Tablespace Quota to User
Connected to:
Oracle Database 19c Enterprise Edition Release 19.0.0.0.0 - Production
Version 19.3.0.0.0

SQL> alter user user1 quota 128M on users;
Grant succeeded.

SQL> connect <db-connect-string>
Connected.

SQL> datapump export -schemas user1
```

```
** Datapump Command Start ** at 2022.03.10-15.54.15
Initiating DATA PUMP
DATABASE TIME_ZONE: VERSION:32 CON_ID:0
Log Location: DATA_PUMP_DIR:ESQL_1616.LOG
Starting "USER1"."ESQL_1616":
Processing object type SCHEMA_EXPORT/TABLE/TABLE_DATA
Processing object type SCHEMA_EXPORT/TABLE/INDEX/STATISTICS/
INDEX_STATISTICS
Processing object type SCHEMA_EXPORT/TABLE/STATISTICS/
TABLE_STATISTICS
Processing object type SCHEMA_EXPORT/PRE_SCHEMA/PROCACT_SCHEMA
Processing object type SCHEMA_EXPORT/TABLE/TABLE
Processing object type SCHEMA_EXPORT/TABLE/COMMENT
Processing object type SCHEMA_EXPORT/TABLE/INDEX/INDEX
Master table "USER1"."ESQL_1616" successfully loaded/unloaded
*****
*****
Dump file set for USER1.ESQL_1616 is:
  /opt/oracle/admin/DB193C/dpdump/D9C3824B6E651CA4E053020014C3358C/
ESQL_1616.DMP
Job "USER1"."ESQL_1616" successfully completed at Thu Mar 10
15:54:52 2022 elapsed 0 00:00:33
DataPump Operation Status 'COMPLETED'
Jobname = ESQL_1616
** Datapump Command End ** at 2022.03.10-15.54.56
```

# 6

## Using the Cloud Premigration Advisor Tool

The Cloud Premigration Advisor Tool (CPAT) helps you evaluate an existing Oracle database for compatibility with Oracle Autonomous Database before migration. CPAT identifies potential user actions, prioritizes their importance, and suggests resolutions. Oracle recommends using CPAT to accelerate your migration to Oracle Cloud.

For more information about CPAT, see the document *CPAT Analyzes Databases for Suitability of Cloud Migration* (Doc ID 2758371.1) in My Oracle Support.

You can use SQLcl to run CPAT by using the `MIGRATEADVISOR` command.

### Topics:

- [Overview](#)
- [Prerequisites](#)
- [About the MIGRATEADVISOR Command](#)
- [Examples](#)
- [Tips and Troubleshooting](#)

## 6.1 Overview

Using the `MIGRATEADVISOR` command in SQLcl, you can:

- Analyze an Oracle database to a generic autonomous type or specific instance, and create reports identifying actions recommended for successful migration to Oracle Cloud. A report can be generated in HTML, text or JSON format.
- Optionally, generate a target properties file that will provide more details specific to an autonomous instance.

The following image shows a CPAT report in HTML format.

```
SQL> migrateadvisor advise -schemas hr -outfileprefix xschemas -targettype adws -reportformat HTML

Cloud Premigration Advisor Tool Version 22.5.6-30
-----
Cloud Premigration Advisor Check Summary
-----
Cloud Premigration Advisor Tool completed with overall result: Action Required
 38 Checks run
 79 Schemas in source DB
 1 Schemas analyzed: HR
 1 Action Required: Checks with this result typically need to be resolved before attempting migration.
    Data in Custom Tablespaces (Shared) (25 relevant objects)
 5 Review Required
 3 Review Suggested
 29 Passed
Cloud Premigration Advisor Tool generated report location(s):
/private/tmp/xschemas_premigration_advisor_report2.json
/private/tmp/xschemas_premigration_advisor_report2/premigration_advisor_report.html
/private/tmp/xschemas_premigration_advisor2.log
```

## CPAT Concepts

The source analysis in CPAT is done generically for different cloud types:

- ATPS (Autonomous Transaction Processing on Shared Infrastructure)
- ATPD (Autonomous Transaction Processing on Dedicated Infrastructure)
- ADWS (Autonomous Data Warehouse on Shared Infrastructure)
- ADWD (Autonomous Data Warehouse on Dedicated Infrastructure)
- Default (Oracle Database)

The source analysis consists of a series of tests that are executed as SQL Statements. The scope of the tests fall into three categories:

- **SCHEMA:** Checks that are only applicable to data within schemas. For example, tables are checked for usage of deprecated and desupported features.
- **INSTANCE:** Checks that are only applicable to the database instance as a whole. For example, certain parameters and values in the `V$PARAMETER` table are checked.
- **UNIVERSAL:** Checks that are always run.

The source analysis can run in FULL mode, SCHEMA MODE or FULL SCHEMA mode.

- **FULL:** (Default) Executes all applicable checks in all appropriate schemas. SCHEMA, INSTANCE, and UNIVERSAL scope checks are executed.
- **SCHEMA:** Executes all applicable checks for schemas specified on the command line and UNIVERSAL checks. INSTANCE scope checks are not executed.
- **SCHEMA FULL:** Executes all applicable checks for schemas specified on the command line and UNIVERSAL and INSTANCE checks.

## 6.2 Prerequisites

The prerequisites for using the `migrateadvisor` command are:

- Oracle Database 11g Release 2 and later versions are supported.
- The `PROPERTIES` command is available only if the connected user is granted the `SELECT ANY DICTIONARY` privilege.
- The `ADVISE` command is available only if the connected user is granted:
  - the `SELECT ANY DICTIONARY` privilege
  - the `SELECT` privilege to access `SYSTEM.DUM$COLUMNS` and `SYSTEM.DUM$DATABASE`

### Note:

You need access to the DUM\$ tables only if the source and target character sets indicate that Oracle Database Migration Assistant for Unicode (DMU) is needed.

## 6.3 About the MIGRATEADVISOR Command

You can run the CPAT command in SQLcl using `ma` or `migrateadvisor`.

This command includes the following sub-commands:

- **Properties:** Generates a target properties file for Oracle or Autonomous Database that provides instance-specific analysis.
- **Advise:** Analyzes the database and produce reports containing information to assist in a successful migration.
- **Info:** Shows version information for CPAT.

### Syntax

```
migrateadvisor help [examples|syntax] |  
advise {{-targettype,-t} {ATPS|ATPD|ADWS|ADWD|DEFAULT} } [<-optional-  
argument>,...] |  
properties [<optional-argument>,...] |  
info
```

The following table lists the required and optional arguments for `advise`.

Argument	Description	Default
<b>Required</b>		
<code>-targettype,-t</code>	{ATPS ATPD ADWS ADWD DEFAULT}  The type of target database to analyze for migration.	None
<b>Optional</b>		



---

Argument	Description	Default
-analysisprops,-a	<i>&lt;propertyFile&gt;</i> The path and name of a properties file.	None

---

 **Note:**

The full path is optional. If the full path is not specified, cd <path> is used as the root. If cd <path> is not specified, the launch path is used as

Argument	Description	Default
	<p>the root.</p> <p>A properties file that was created using the properties sub-command while connected to the target database.</p>	
-excludeschemas,-x	<p>&lt;schema&gt;[,...]</p> <p>The schema or comma-separated-value list of schemas to exclude from analysis.</p>	None
-full, -f	<p>[TRUE:FALSE]</p> <p>Execute the full set of tests.</p>	FALSE when -schemas is not specified, otherwise the default is TRUE
-maxrelevantobjects,-m	<p>&lt;maxRelevantObjects&gt;</p> <p>The maximum number of "relevant objects" to be included in all reports.</p> <p>This option overrides -maxtextdatarows for TEXT reports.</p>	Include all objects
-maxtextdatarows,-n	<p>&lt;maxTextDataRows&gt;</p> <p>Relevant object rows to be included in text reports (does not apply to JSON reports).</p>	-maxrelevantobjects if specified, otherwise all relevant objects are included.
-migrationmethod,-mm	<p>{DATAPUMP   DATAPUMP_DBLINK   GOLDENGATE} [, ...]</p> <p>A comma-separated-value list of methods or tooling that will be used to do the migration. Example: DATAPUMP, GOLDENGATE</p>	DATAPUMP
-outdir,-o	<p>&lt;directory&gt;</p> <p>Identifies location for log and report files.</p>	Current SQLcl directory
-outfileprefix,-p	<p>&lt;outFilePrefix&gt;</p> <p>A prefix to the standard base file name of "premigration_advisor_report".</p>	No prefix
-reportformat,-r	<p>{HTML   JSON   TEXT} [, ...]</p> <p>Specify one or more &lt;reportFormats&gt; where &lt;reportFormat&gt; is HTML, JSON, or TEXT.</p>	HTML

Argument	Description	Default
-schemas,-s	<schema>[,...] The schema or comma separated value list of schemas to analyze. Example: schema1, schema2	All schemas
-sqltext,-q	Include SQL query used for checks in TEXT reports.	Do not include sql text in TEXT reports. Ignored for JSON reports.
-verbose,-ve	[TRUE FALSE] TRUE shows additional diagnostic output.	FALSE

The following table lists the optional arguments for `properties`.

Argument	Description	Default
-outdir,-o	<directory> Identifies location for log and report files.	Current SQLcl directory
-outfileprefix,-p	<outFilePrefix> A prefix to the standard base file name of "premigration_advisor_report".	No prefix

## 6.4 Examples

The following examples illustrate how to use the `MIGRATEADVISOR` command.

### Example 1

Generate the target properties file for Autonomous Database.

```
-- Set default directory
SQL> cd <directory>
-- Connect to target
SQL> set cloudconfig <config-file>
SQL> connect <autonomous-connect-string>
-- Generate the properties file
SQL> migrateadvisor properties -outfileprefix cloud
```

### Example 2

Create the HTML Advisor report for a single schema using target properties.

```
-- Set default directory
SQL> cd <directory>
-- Connect to source
SQL> connect <database-connect-string>
-- Generate the report
```

```
SQL> migrateadvisor advise -schemas hr -outfileprefix hr -targettype adws -
analysisprops <propertyFile>
```

### Example 3

Create the HTML Advisor report for the full database using target properties.

```
-- Set default directory
SQL> cd <directory>
-- Connect to source
SQL> connect <database-connect-string>
-- Generate the report
SQL> migrateadvisor advise -outfileprefix fulldb -targettype adws -
analysisprops <propertyFile>
```

### Example 4

Create the JSON Advisor report excluding schemas.

```
-- Set default directory
SQL> cd <directory>
-- Connect to source
SQL> connect <database-connect-string>
-- Generate the report
SQL> migrateadvisor advise -excludeschemas hr,sales -outfileprefix xschemas -
targettype adws -reportformat json
```

### Example 5

Create the HTML Advisor report for multiple schemas including instance tests.

```
-- Set default directory
SQL> cd <directory>
-- Connect to source
SQL> connect <database-connect-string>
-- Generate the report
SQL> migrateadvisor advise -schemas hr,sales -full -outfileprefix fullmulti -
targettype adws -analysisprops <propertyFile>
```

### Example 6

Create HTML Advisor report for a single schema for migration to an Oracle database with target properties.

```
-- Set default directory
SQL> cd <directory>
-- Connect to target
SQL> connect <database-connect-string>
-- Generate the properties file
SQL> migrateadvisor -gettargetproperties -outfileprefix cloud
-- Connect to source
SQL> connect <database-connect-string>
-- Generate the report
```

```
SQL> migrateadvisor advise -schemas hr -outfileprefix ora -targettype  
adws -analysisprops <propertyFile>
```

## 6.5 Tips and Troubleshooting

Some points to note are:

- If the source is an Autonomous Database, running the `ADVISE` command is not a supported use of CPAT and the result may be unpredictable.
- The `PROPERTIES` and `ADVISE` commands require that the connected user has the `SELECT ANY DICTIONARY` privilege.

If you do not have the `SELECT ANY DICTIONARY` privilege, you see the following error:

```
SQL> grant connect, resource, unlimited tablespace to jdoe  
identified by jdoe;  
Grant succeeded.
```

```
SQL> connect jdoe/jdoe  
Connected.
```

```
SQL> migrateadvisor advise -schemas hr -outfileprefix pre -  
targettype adws -reportformat json
```

```
CPAT-1004: SQL error while initializing premigration application.  
ORA-00942: table or view does not exist
```

```
--Ensure the JDBC connection information is correct. See the log  
file for more details.
```

```
Additional Information: 255: Internal error - please contact  
support.
```

```
**Exception** : /Users/xyz/pre_premigration_advisor_report.json
```

```
Log file contains:
```

```
Caused by: Error : 942, Position : 20, Sql = SELECT VERSION FROM  
V$INSTANCE,  
OriginalSql = SELECT VERSION FROM V$INSTANCE,  
Error Msg = ORA-00942: table or view does not exist
```

# 7

## Using the PGQL Plug-in

Property Graph Query Language (PGQL) is a graph pattern-matching query language for the property graph data model. The PGQL plug-in enables execution and translation of PGQL statements from the command line in SQLcl.

The PGQL plug-in for SQLcl is available with Oracle Graph Server and Client Release 20.3 and later releases.



### See Also:

[Property Graph Query Language](#) for more information about PGQL.

This chapter covers the following topics:

- [Downloading and Installing](#)
- [About PGQL Commands](#)
- [Examples](#)

### 7.1 Downloading and Installing

You can download the plug-in either from [Oracle Software Delivery Cloud](#) (search for "Oracle Graph Server and Client") or from [Oracle Graph Server and Client Downloads](#).

To install the PGQL plug-in for SQLcl, you need to unzip the downloaded plug-in into the `lib/ext` directory of your local SQLcl installation.

### 7.2 About PGQL Commands

To run PGQL statements against a database, start SQLcl and then turn on PGQL mode by using the following command:

```
pgql auto on;
```

After PGQL mode is turned on, all subsequent SELECT, INSERT, UPDATE, DELETE, CREATE, and DROP statements are considered as PGQL statements.

You can also provide different arguments when turning on PGQL mode:

```
pgql auto on [args]
```

The possible arguments are:

- `graph <graph_name>`: Make queries run against the specified graph.
- `execute`: Turn on PGQL execution.
- `executeonly`: Turn on PGQL execution and do not show PGQL-to-SQL translation.
- `translate`: Show PGQL-to-SQL translation.
- `translateonly`: Show PGQL-to-SQL translation and turn off PGQL execution.
- `parallel <parallel>`: Run (or translate) PGQL queries using the specified parallel value.
- `dynamic_sampling <dynamic_sampling>`: Run (or translate) PGQL queries using the specified dynamic sampling value.

By default, the `graph` value is not set, PGQL execution is turned on, and PGQL to SQL translation is turned off. The default value for `parallel` is 0, and the default value for `dynamic_sampling` is 6.

To run SQL statements again, turn PGQL mode off:

```
pgql auto off;
```

To reset all parameters to their default values, turn PGQL mode off and then turn on again.

## 7.3 Examples

This section provides some examples:

- [Turn On PGQL Mode](#)
- [Create a Property Graph and Execute a Query](#)
- [Define a Graph Parameter](#)
- [Show SQL Translation Using Parallel Value 2](#)
- [Turn Off PGQL Mode](#)

### Turn On PGQL Mode

This example turns PGQL mode on. The PGQL prompt appears when PGQL is enabled.

```
SQL> pgql auto on;
```

```
PGQL Auto enabled for graph=[null], execute=[true], translate=[false]  
PGQL>
```

## Create a Property Graph and Execute a Query

This example creates a property graph and executes a query against the newly created "scott\_hr" graph.

```

PGQL> CREATE PROPERTY GRAPH scott_hr
2   VERTEX TABLES (
3     emp KEY(empno) LABEL Employee
4     PROPERTIES ARE ALL COLUMNS EXCEPT ( deptno ),
5     dept KEY(deptno) LABEL Department
6     PROPERTIES ( deptno, dname )
7   )
8   EDGE TABLES (
9     emp AS works_for
10    SOURCE KEY ( empno ) REFERENCES emp
11    DESTINATION KEY ( deptno ) REFERENCES dept
12    NO PROPERTIES
13  );

```

Graph created

```

PGQL> column name format a15;
PGQL> SELECT e.ename AS name
2   FROM MATCH (e:Employee) ON scott_hr
3   ORDER by e.ename
4   LIMIT 4;

```

NAME

```

-----
ADAMS
ALLEN
BLAKE
CLARK

```

## Define a Graph Parameter

You can define a graph parameter to run all PGQL queries against a particular graph. This example sets graph to scott\_hr. Note that the query does not need an ON clause.

```

PGQL> pgql auto on graph scott_hr;

```

```

PGQL Auto enabled for graph=[SCOTT_HR], execute=[true], translate=[false]

```

```

PGQL> column department format a20;
PGQL> column employees format a10;
PGQL> SELECT d.dname AS department, COUNT(e) AS employees
2   FROM MATCH (e:Employee) -[:works_for]-> (d:Department)
3   GROUP BY d
4   ORDER BY employees
5*  LIMIT 3;

```

```

DEPARTMENT          EMPLOYEES
-----
ACCOUNTING          3

```



```
RESEARCH          5
SALES              6
```

### Show SQL Translation Using Parallel Value 2

This example shows the SQL translation of a PGQL query using a parallel value of 2. Note that the SQL translation has a hint using the defined parallel value.

```
SQL> pgql auto on translateonly parallel 2;

PGQL Auto enabled for graph=[null], execute=[false], translate=[true]
PGQL> SELECT id(n) FROM MATCH (n) ON scott_hr;
SELECT /*+ parallel(2) */ * FROM(SELECT 7 AS "id(n)$T",
to_nchar(T0$0.VID,'TM9','NLS_Numeric_Characters=''.','') AS "id(n)$V",
T0$0.VID AS "id(n)$VN",
to_timestamp_tz(null) AS "id(n)$VT"
FROM "SCOTT".SCOTT_HRVD$ T0$0);
```

### Turn Off PGQL Mode

This example shows how to turn PGQL mode off.

```
PGQL> pgql auto off;

PGQL Auto disabled
SQL>
```

# A

## SQL Performance Troubleshooting

This appendix provides a list of SQL coding patterns that cause potential performance issues in SQL queries.

- [Columns Defined as Literal Constants in Sub-Query Joined Later in Main Query](#)
- [Redundant Table in LEFT OUTER JOIN](#)
- [Too Many Join Conditions Between Factored WITH Sub Queries](#)
- [Data Security Predicates Wrapped Inside Redundant Sub-Query](#)
- [Aggregate Functions in Correlated Scalar Sub-query](#)
- [Use XMLTYPE Data Type Instead of CLOB](#)
- [Large Number of UNION \(ALL\) Query Blocks in a Single SQL](#)
- [Function Calls in WHERE Clause Predicates](#)
- [Long CASE Expressions in SELECT and WHERE Clauses](#)
- [Long in IN-LISTS in SQL Clauses](#)
- [Scalar Sub-Queries with DISTINCT Modifier or ROWNUM Keyword](#)
- [Custom PL/SQL Calls in SELECT Clause](#)

### Columns Defined as Literal Constants in Sub-Query Joined Later in Main Query

In cases where you have literal constants defined as columns in a single sub-query and later used in joins in the main query, consider passing them as direct filters instead. Refer to the following example of such usage:

```
(SELECT
  ...
  UPPER('HXT') AS DUMMY
  ...
) V1,
(SELECT
  T2.C2 AS C2
  FROM T2
) V2
WHERE
  V1.DUMMY = V2.C2
...
```

The more efficient SQL design is to pass it directly to the main query:

```
(SELECT
  ...
) V1,
(SELECT
```

```

        T2.C2 AS C2
    FROM T2
) V2
WHERE
    V2.C2 = UPPER('HXT')
...

```

### Redundant Table in LEFT OUTER JOIN

Some of Left Outer Joins (LOJ) may be redundant if you join two tables through LOJ but do not select any attributes from the table on the 'optional' side of the LOJ. Review the following example:

```

SELECT
    b.book_title,
    b.author,
    b.language
FROM
    books b,
    book_languages l
WHERE
    b.language = l.language (+);

```

The table `BOOK_LANGUAGES` is on the optional side of the OUTER join and no columns from it are in the `SELECT` clause. The query above is functionally equivalent (that is, it produces the same exact result set) with both the table and LOJ removed:

```

SELECT
    b.book_title,
    b.author,
    b.language
FROM
    books b;

```

Complex SQL queries with redundant OUTER joined tables may result in additional performance overhead during parse time as well as at run time. The optimizer may be unable to eliminate unused outer joined table as outer joins are usually harder to process than the ordinary inner joins. Make sure you carefully validate your functionality to evaluate the impact from removing such joins and tables in your reports.

### Too Many Join Conditions Between Factored WITH Sub Queries

When you join two factored WITH sub-queries using too many join conditions, the optimizer may estimate low join cardinality for the respective tables and not choose the best execution plan. Refer to the following example, showing the sub-optimal generated SQL pattern as the result of having too many joins between two factored WITH sub-queries:

```

FROM SAWITH1 D1
    FULL OUTER JOIN SAWITH2 D2
    ON SYS_OP_MAP_NONNULL(D1.c3) = SYS_OP_MAP_NONNULL(D2.c3)
    AND SYS_OP_MAP_NONNULL(D1.c5) = SYS_OP_MAP_NONNULL(D2.c5)
    AND SYS_OP_MAP_NONNULL(D1.c12) = SYS_OP_MAP_NONNULL(D2.c12)

```

```

AND SYS_OP_MAP_NONNULL(D1.c14) = SYS_OP_MAP_NONNULL(D2.c14)
AND SYS_OP_MAP_NONNULL(D1.c11) = SYS_OP_MAP_NONNULL(D2.c11)
AND SYS_OP_MAP_NONNULL(D1.c2) = SYS_OP_MAP_NONNULL(D2.c2)
AND SYS_OP_MAP_NONNULL(D1.c13) = SYS_OP_MAP_NONNULL(D2.c13)
AND SYS_OP_MAP_NONNULL(D1.c15) = SYS_OP_MAP_NONNULL(D2.c15)
AND SYS_OP_MAP_NONNULL(D1.c9) = SYS_OP_MAP_NONNULL(D2.c9)
AND SYS_OP_MAP_NONNULL(D1.c10) = SYS_OP_MAP_NONNULL(D2.c10)
AND SYS_OP_MAP_NONNULL(D1.c8) = SYS_OP_MAP_NONNULL(D2.c8)
AND SYS_OP_MAP_NONNULL(D1.c7) = SYS_OP_MAP_NONNULL(D2.c7)
AND SYS_OP_MAP_NONNULL(D1.c18) = SYS_OP_MAP_NONNULL(D2.c18)
AND SYS_OP_MAP_NONNULL(D1.c21) = SYS_OP_MAP_NONNULL(D2.c21)
AND SYS_OP_MAP_NONNULL(D1.c4) = SYS_OP_MAP_NONNULL(D2.c4)
AND SYS_OP_MAP_NONNULL(D1.c6) = SYS_OP_MAP_NONNULL(D2.c6)
AND SYS_OP_MAP_NONNULL(D1.c22) = SYS_OP_MAP_NONNULL(D2.c22)
AND SYS_OP_MAP_NONNULL(D1.c20) = SYS_OP_MAP_NONNULL(D2.c20)
AND SYS_OP_MAP_NONNULL(D1.c16) = SYS_OP_MAP_NONNULL(D2.c16)
AND SYS_OP_MAP_NONNULL(D1.c17) = SYS_OP_MAP_NONNULL(D2.c17)
AND SYS_OP_MAP_NONNULL(D1.c19) = SYS_OP_MAP_NONNULL(D2.c19)

```

Carefully review all the joins in your SQL logic, and keep them to the bare minimum to address the functional requirements.

### Data Security Predicates Wrapped Inside Redundant Sub-Query

Securing data in your reports requires very thorough analysis, and careful coding in your SQL queries. Data Security Predicates (DSP) or security clauses, that you append to ensure secure reporting in your SQLs, could have a performance impact on your SQL execution. For example, if you choose to re-use DSPs from other SQLs that pull in View Object security clauses, you could end up with the pattern described below:

```

(SELECT ...
  FROM T1,
    (SELECT ...
      FROM T2 ...
      WHERE (DSP predicate1) OR (DSP predicate2)
    )
  WHERE ...

```

In this example, table T2 got secured through two DSP predicates in a separate sub-query. As part of the overall optimization process, Oracle optimizer performs recursive optimization of each inline view (sub query) before optimizing the main query. Such a pattern could affect the query parsing time and possibly produce a less efficient execution plan. Consider using a more efficient pattern rewrite:

```

(SELECT ...
  FROM T1,
    T2, ...
  WHERE (DSP predicate1) OR (DSP predicate2))
  ...

```

## Aggregate Functions in Correlated Scalar Sub-query

Aggregate functions such as MAX/MIN/COUNT in scalar subquery can be safely and efficiently replaced by performing alternative rewrites. Refer to the following example:

**--Sub-optimal pattern:**

```
SELECT t1.c1,
       (SELECT MAX(t2.c2) as maxc2
        FROM t2
        WHERE t2.id=t1.id
       ) as c2
FROM t1;
```

**--Optimal pattern:**

```
SELECT t1.c1,
       t2alias.max_c2
FROM t1,
     (SELECT MAX(t2.c2) as max_c2
      T2.id as id
      FROM t2
      GROUP BY t2.id
     ) t2alias
WHERE t2alias.id=t1.id;
```

A scalar sub-query is executed for every row returned by the enclosing query block's row sources (here t1). It means the aggregated MAX is executed as many times as the number of fetched rows in the main query, resulting in slower performance. Moving the aggregated MAX into the FROM clause of the main query will aggregate the data once and speed up the overall query.

### Note:

If the number of rows returned by the enclosing block (here t1) is moderate/low and the scalar sub-query is correlated on a selective indexed column, then the aggregate operation can be kept inside the correlated scalar sub-query.

## Use XMLTYPE Data Type Instead of CLOB

Avoid using CLOB data type for storing XML data. The conversion of CLOB to XML on the fly using XMLTYPE function during report runtime could be very expensive. Instead, consider using XMLTYPE for storing XML documents in the database.

## Large Number of UNION (ALL) Query Blocks in a Single SQL

A single SQL with multiple UNION (or UNION ALL) query blocks should be carefully analyzed to consolidate UNIONS into fewer sub-queries. The excessive use of UNIONS is a strong indicator of logic redundancy and SQL complexity. It results in a much larger SQL statement, which would take much longer to parse and execute in the database, as each UNION query block by default is executed serially, one-by-one.

Forcing /\*+ PARALLEL \*/ hint would not help to run multiple UNION branches at the same time. The hint /\*+ PQ\_CONCURRENT\_UNION \*/ could help with parallel UNION branch executions, but it could result in more database workload, especially if the UNION branches have very expensive tables and no selective filters.

In the most cases, the Union branches may be nearly identical with minor differences such as slightly different filters or different expressions on columns in SELECT lists, and so on. Consider reworking multiple-UNION query into a much simpler shape by factoring out one or two common denominator WITH sub-queries and reusing them as per functional requirements. Such an approach results in much less logical reads, lesser database impact and faster query performance. If the same WITH factored sub-query is called more than once, Oracle would 'materialize' its result set in a temporary segment and use it throughout the SQL.

### Function Calls in WHERE Clause Predicates

Expressions in WHERE clauses employ filter and join expressions to constrain rows from data sources (tables, views, inline views). When the estimated number of rows after filter/join operation using indexed attributes is low, the optimizer will choose an index to directly access the required data blocks. Applying SQL or PL/SQL functions to columns in filter/join expressions disables index usage and reverts table access to full table scan.

Alternatively, if there is a function-based index (FBI) defined, but filter or join expressions do not use the exact function in the join predicates, the optimizer chooses less optional full table scan as well. For example, the PERSON\_NUMBER column in the table PER\_ALL\_PEOPLE\_F is indexed via function-based index (FBI) using UPPER(PERSON\_NUMBER). The appropriate use for PERSON\_NUMBER in WHERE clause will be UPPER(PERSON\_NUMBER). Refer to two separate sections on the recommended use of UPPER and TRUNC in WHERE clauses.

Consider the following example:

```
SELECT * FROM XLA_AE_HEADERS WHERE AE_HEADER_ID = '1511989';
```

There is a unique index defined on the primary key column AE\_HEADER\_ID, that makes access to desired data very fast and efficient through the INDEX RANGE SCAN operation:

```
-----
-----
| Id | Operation                               | Name                | Rows |
Bytes | Cost (%CPU)| Time           |      |
-----
-----
|  0 | SELECT STATEMENT                         |                     |    1 |
215 |      4   (0)| 00:00:01 |      |
|  1 | TABLE ACCESS BY INDEX ROWID BATCHED    | xla_ae_headers      |    1 |
215 |      4   (0)| 00:00:01 |      |
|*  2 | INDEX RANGE SCAN                         | XLA_AE_HEADERS_U1  |    1 |
|      |      3   (0)| 00:00:01 |      |
-----
-----
```

Predicate Information (identified by operation id):

```
-----
2 - access("AE_HEADER_ID"=1511989)
```

When the function TO\_CHAR() is used on AE\_HEADER\_ID column, the plan changes to:

```
SELECT * FROM XLA_AE_HEADERS WHERE TO_CHAR(AE_HEADER_ID) = '1511989';
```

```
-----
| Id | Operation          | Name                | Rows | Bytes | Cost
(%CPU)| Time              |                    |      |      |
-----
|  0 | SELECT STATEMENT   |                    |     1 |   215 | 5788
(1) | 00:00:01         |                    |      |      |
|*  1 | TABLE ACCESS FULL| xla_ae_headers     |     1 |   215 | 5788
(1) | 00:00:01         |                    |      |      |
-----
```

Predicate Information (identified by operation id):

```
-----
1 - filter(TO_CHAR("AE_HEADER_ID")='1511989')
```

There may be valid cases where SQL or PL/SQL functions in WHERE clause are required by functional design. For example, aggregate functions in WHERE clauses (MAX, MIN, COUNT, AVG, ) may be needed for the functional logic. In such cases, ensure you have effective filters on other columns with supporting indexes to ensure optimal performance.

### Long CASE Expressions in SELECT and WHERE Clauses

Complex CASE expressions can affect query performance in multiple ways. CASE expressions found in SELECT list are CPU-intensive operations. CASE expressions in WHERE clause (filter and join predicates) may result in incorrect join cardinality estimate and miscalculating the costs. As a result, sub-optimal join method can be selected causing potentially long run time of the query, increasing probability of **ORA-01555** (snapshot too old) error and significant TEMP tablespace usage by the SQL. Carefully inspect your SQL for any large CASE clauses and explore the options to simplify the logic. Refer to the following sub-optimal and rewritten CASE structures:

**-- Sub-optimal structure:**

```
(CASE WHEN .. THEN
  (CASE WHEN .. THEN
    (CASE WHEN .. THEN
      (...))
    END)
  END)
ELSE ... END)
```

**-- Rewritten optimal structure:**

```
(CASE WHEN ... THEN
  WHEN ... THEN
  WHEN ... THEN
```

```

ELSE ...
END)

```

### Long in IN-LISTS in SQL Clauses

The option to pass more than one value to SQL through bind parameters makes reports very flexible and versatile. However, if the number of passed values is not limited, it could generate a SQL with very large number of IN-LIST values, possibly hitting the internal Oracle limit of maximum 1,000 IN-LIST values (and get ORA-01795 maximum number of expressions in a list is 1000).

The Oracle optimizer converts IN-list expressions into Boolean OR-expressions. For instance, the following expression: COL\_A IN (1, 2, 3) is converted into COL\_A = 1 OR COL\_A = 2 OR COL\_A = 3. Depending on how statistics are collected on a table and its columns, the optimizer may produce incorrect cardinality estimate for that IN-list expression. The more literals are in the IN-LIST, the larger the deviation from the actual cardinality. The incorrect cardinality may cause the optimizer to select less join method. Refer to the following example of long IN-LIST in CASE clause:

```

CASE WHEN dl.c40 NOT IN (
    'CALL',
    'CALL_IB',
    'DEMAND_GENERATION',
    'DEMO',
    'DEMO_IN_PERSON',
    'DISCOVERY',
    'DISCOVERY_PERSON',
    'EMAIL',
    'EMAIL_ELOQUA_ENGAGE',
    'EMAIL_ELOQUA_ENGCAMPAIGN',
    'EMAIL_IB',
    'EMAIL_OUTLOOK',
    'INPERSON_INTRO_MEETING',
    'INPERSON_MEETING',
    'INTRO_MEETING',
    'MANUAL_CALL',
    'MEETING',
    'RESEARCH',
    'SALES_CHAT',
    'SOCIAL_MEDIA',
    'TODO',
    'WORKSHOPS'
) THEN ...

```

Carefully design the parameters and lists of values that get passed to reports to avoid generating long IN-LISTS in the SQL queries. Do not create long checklists and an option to check all, as that would lead to generate such IN-clauses and affect performance. To avoid passing 'all' and causing the performance with long IN-LISTS, select 'NULL Value Passed' when you define the parameters for your data model. Then NULL is passed to the bind variable instead of the long IN-LIST:



**P\_APPLICATION\_ID: Type: Menu**

Display Label

List of Values

Number of Values to Display in List

Options  Multiple Selection

Can select all

NULL Value Passed  All Values Passed

Refresh other parameters on change

### Scalar Sub-Queries with DISTINCT Modifier or ROWNUM Keyword

Scalar sub-query is a SQL query block that is used as a column in a SELECT clause. It is called scalar because it must produce exactly one value (a scalar) to use in the main SELECT. If a sub-query is written in such a way that it returns more than one row, ORA-01427 exception is raised.

A typical usage pattern of scalar sub-queries is to deliver a single column value by joining a table inside the sub-query to an external table using a unique (primary key) column. That guarantees a single scalar value to be returned by such a sub-query.

If a scalar sub-query produces more than one row, either DISTINCT or ROWNUM may get (wrongly) used as workarounds to enforce a single scalar value. Both workarounds could result in incorrect functionality as well as cause performance overhead, as they get applied as the last step to potentially a very large result set produced by the sub-query.

```
SELECT
    mpm.level_member_id,
    archive.archive_id,
    mat.category_name,
    (
        SELECT DISTINCT category_name
        FROM msc_catalog_categories mccl
        WHERE mccl.category_id = mat.parent_category_id
            AND mccl.parent_category_id IS NOT NULL
    ) cgt_category_name,
    ...
```

#### Note:

When you design your SQLs with correlated sub-queries in SELECT, ensure that they use index access path, as they get executed once for every single row. If a sub-query employs a full table scan due to the lack of indexes in join predicate, you end up with as many full table scans as the number of fetched rows in the main sub-queries. In that case, you should rewrite it to use the join logic in WHERE clause instead of SELECT.

### Custom PL/SQL Calls in SELECT Clause

Use of PL/SQL functions in SELECT clauses could lead to slower SQL performance. The optimizer has no methods to merge the code from PL/SQL functions into the main SQL query, so the functions are called as many times as the number of rows fetched by the main query. The PL/SQL complexity multiplied by a number of its executions could become a major performance factor, often overlooked in SQL optimization.

Refer to the following example, showing the use of such function call, with another SELECT wrapped inside, with both the function and the SELECT invoked once for every fetched row from the main SELECT:

```
SELECT ...
  ff_user_tables_pkg.get_table_value(
    (SELECT l_data_grp.legislative_data_group_id
     FROM   per_legislative_data_groups_vl l_data_grp
     WHERE  l_data_grp.name = 'US'),
    'RETIREMENT_ELIGIBILITY',
    'AGE',
    to_char((months_between(sysdate, pp.date_of_birth) / 12)),
    trunc(sysdate)
  ) l_data_grp_pkg_call,
  ....
```

Ensure you review the use of such PL/SQL functions, and if their use is required by the functional logic, apply effective filters to reduce the number of fetched rows and the result number of PL/SQL executions for the SQL.