

Oracle® Communications

How to Access Network Analytics Suite Documents



F78220-01



Oracle Communications How to Access Network Analytics Suite Documents,

F78220-01

Copyright © 2023, 2023, Oracle and/or its affiliates.

This software and related documentation are provided under a license agreement containing restrictions on use and disclosure and are protected by intellectual property laws. Except as expressly permitted in your license agreement or allowed by law, you may not use, copy, reproduce, translate, broadcast, modify, license, transmit, distribute, exhibit, perform, publish, or display any part, in any form, or by any means. Reverse engineering, disassembly, or decompilation of this software, unless required by law for interoperability, is prohibited.

The information contained herein is subject to change without notice and is not warranted to be error-free. If you find any errors, please report them to us in writing.

If this is software, software documentation, data (as defined in the Federal Acquisition Regulation), or related documentation that is delivered to the U.S. Government or anyone licensing it on behalf of the U.S. Government, then the following notice is applicable:

U.S. GOVERNMENT END USERS: Oracle programs (including any operating system, integrated software, any programs embedded, installed, or activated on delivered hardware, and modifications of such programs) and Oracle computer documentation or other Oracle data delivered to or accessed by U.S. Government end users are "commercial computer software," "commercial computer software documentation," or "limited rights data" pursuant to the applicable Federal Acquisition Regulation and agency-specific supplemental regulations. As such, the use, reproduction, duplication, release, display, disclosure, modification, preparation of derivative works, and/or adaptation of i) Oracle programs (including any operating system, integrated software, any programs embedded, installed, or activated on delivered hardware, and modifications of such programs), ii) Oracle computer documentation and/or iii) other Oracle data, is subject to the rights and limitations specified in the license contained in the applicable contract. The terms governing the U.S. Government's use of Oracle cloud services are defined by the applicable contract for such services. No other rights are granted to the U.S. Government.

This software or hardware is developed for general use in a variety of information management applications. It is not developed or intended for use in any inherently dangerous applications, including applications that may create a risk of personal injury. If you use this software or hardware in dangerous applications, then you shall be responsible to take all appropriate fail-safe, backup, redundancy, and other measures to ensure its safe use. Oracle Corporation and its affiliates disclaim any liability for any damages caused by use of this software or hardware in dangerous applications.

Oracle®, Java, and MySQL are registered trademarks of Oracle and/or its affiliates. Other names may be trademarks of their respective owners.

Intel and Intel Inside are trademarks or registered trademarks of Intel Corporation. All SPARC trademarks are used under license and are trademarks or registered trademarks of SPARC International, Inc. AMD, Epyc, and the AMD logo are trademarks or registered trademarks of Advanced Micro Devices. UNIX is a registered trademark of The Open Group.

This software or hardware and documentation may provide access to or information about content, products, and services from third parties. Oracle Corporation and its affiliates are not responsible for and expressly disclaim all warranties of any kind with respect to third-party content, products, and services unless otherwise set forth in an applicable agreement between you and Oracle. Oracle Corporation and its affiliates will not be responsible for any loss, costs, or damages incurred due to your access to or use of third-party content, products, or services, except as set forth in an applicable agreement between you and Oracle.

Contents

1	Accessing Network Analytics Suite Documents on SecureSites	
	Oracle Users	1-1
	Non-Oracle Users	1-1
2	Accessing Network Analytics Suite Documents on MOS	
	Access with Patch Number	2-1
	Access without Patch Number	2-2

1

Accessing Network Analytics Suite Documents on SecureSites

This procedure describes how to view and download Network Analytics Suite documents from SecureSites. Use any of the following options based on your user profile:

- [Oracle Users](#)
- [Non-Oracle Users](#)

Oracle Users

This procedure describes how an Oracle user can get access to Network Analytics Suite SecureSite:

1. Login to [Oracle Identity Management \(OIM\)](#) using your Oracle SSO credentials.
2. Click **Request Access** and select the **Request for Self** option.
3. Get SecureSites access by requesting *securesites-user* access. You receive an email notification after completion of the access request.
4. After completion of the OIM request, send an email to suresh.k.iyer@oracle.com for enabling your access to the Network Analytics Suite Documentation SecureSite.
5. Access [Network Analytics Suite SecureSite](#).

Non-Oracle Users

This procedure describes how a non-Oracle user can get access to Network Analytics Suite SecureSite:

1. To get access to the Network Analytics Suite Documentation SecureSite, send an email to cnc_securesites_access_ww_grp@oracle.com with the following details:
 - *First name*
 - *Last name*
 - *Company name*
 - *Company email address*
 - *2 letter country code*. For more information about country codes, see [List of Country Codes](#).

Example: john.smith@company domain name.com, John, Smith, US

 **Note:**

New users receive an email with a password reset link that must be followed before attempting to access the website. The password reset link expires after 24 hours.

2. Access [Network Analytics Suite SecureSite](#).

2

Accessing Network Analytics Suite Documents on MOS

This procedure describes how to access the Network Analytics Suite specific documents on MOS using any of the following options:

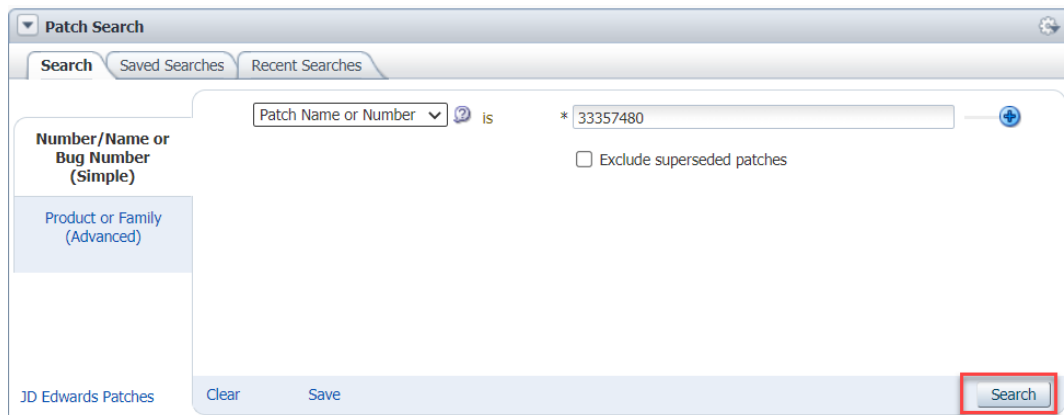
- [Access with Patch Number](#)
- [Access without Patch Number](#)

Access with Patch Number

This procedure describes how to access the Network Analytics Suite specific documents on MOS with the patch number of the release.

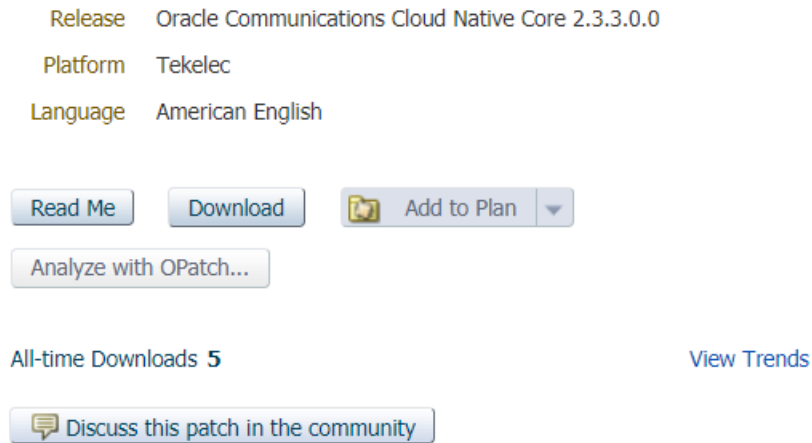
1. Log in to [MOS](#) using the appropriate credentials.
2. Click the **Patches & Updates** tab.
3. In the **Patch Search** console, the **Number/Name or Bug Number (Simple)** option remains selected by default.

Figure 2-1 Search with Patch Number



4. Select **Patch Name or Number** from the drop-down list and enter the patch number in the corresponding input field.
5. Click **Search**.
The Patch Simple Search Results window lists the patch.
6. Select the patch to view the details.
The Patch Details window appears.
7. Click **Download**.
The File Download window appears.

Figure 2-2 File Download



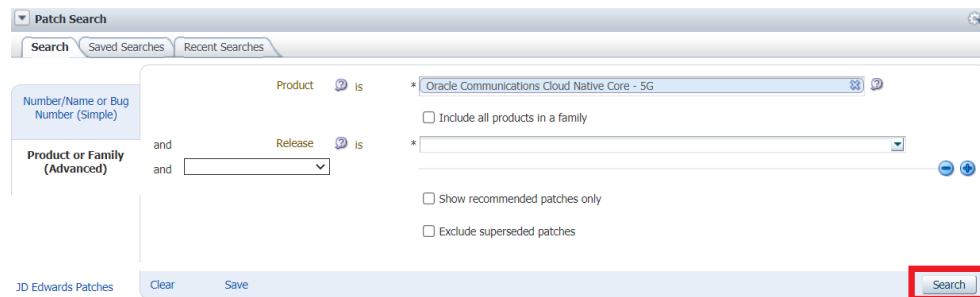
8. Click the <p*****_<release_number>_Tekelec>.zip file.
9. Extract the release package zip file to download the network function patch to the system where network function must be installed.

Access without Patch Number

This procedure describes how to access the Network Analytics Suite specific documents on MOS without the patch number of the release.

1. Log in to [MOS](#) using the appropriate credentials.
2. Click the **Patches & Updates** tab.
3. In the **Patch Search** console, click the **Product or Family (Advanced)** option.

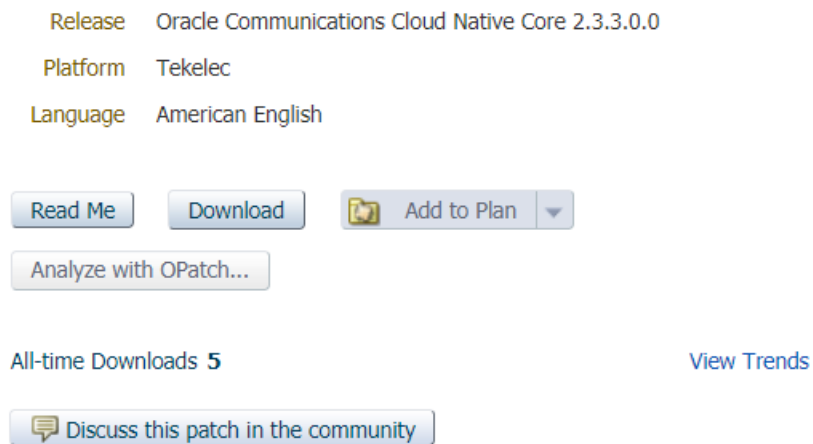
Figure 2-3 Search without Patch Number



4. Enter Oracle Communications Cloud Native Core - 5G in the **Product** field.
5. From the **Release** drop-down list, select **Oracle Communications Network Data Analytics Function <release_number>**.
6. Click **Search**.
The Patch Advanced Search Results list appears.
7. Select the customer documentation patch from the list.
The Patch Details window appears.

8. Click **Download**.
The File Download window appears.

Figure 2-4 File Download



9. Click the `<p*****_<release_number>_Tekelec>.zip` file.
10. Extract the release package zip file to download the network function patch to the system where network function must be installed.