

**Oracle Utilities Extractors and Schema  
for Oracle Utilities Work and Asset  
Management**

Release 2.8.0.1.0

Data Mapping Guide

**F75557-01**

December 2022

Oracle Utilities Extractors and Schema for Oracle Utilities Work and Asset Management Release 2.8.0.1.0 Data  
Mapping Guide

F75557-01

Copyright © 2011, 2022 Oracle and/or its affiliates.

---

---

# Contents

<b>Preface</b> .....	<b>i</b>
Audience .....	ii
Documentation Accessibility .....	ii
Related Documents .....	ii
Conventions.....	ii
<b>Chapter 1</b>	
<b>Overview</b> .....	<b>1-1</b>
Terminologies.....	1-1
<Table Name> .....	1-1
<b>Chapter 2</b>	
<b>Data Maps for Oracle Utilities Work and Asset Management</b> .....	<b>2-1</b>
Dimensions .....	2-2
Asset Age Bucket .....	2-2
Asset Disposition .....	2-4
Asset Install Age Bucket .....	2-8
Number of Cycles Overdue Bucket.....	2-10
Owning Organization .....	2-12
Planner .....	2-14
Resource Type .....	2-16
Service History.....	2-18
Work Order.....	2-22
Work Order Activity.....	2-27
Work Order Activity BO Status.....	2-32
Work Order BO Status .....	2-34
Shared Dimensions.....	2-38
Address .....	2-38
Asset.....	2-42
Asset Inspection Status .....	2-47
Crew Dimension.....	2-51
Fiscal Calendar.....	2-54
Location.....	2-56
Service History Type.....	2-64
User Defined Dimensions.....	2-67
Activity UDD1 Dimension.....	2-71
Activity UDD2 Dimension.....	2-71
Asset FT UDD1 Dimension .....	2-71
Asset FT UDD2 Dimension .....	2-72
Asset Snapshot UDD1 Dimension .....	2-72
Asset Snapshot UDD2 Dimension .....	2-72
Location Snapshot UDD1 Dimension .....	2-72
Location Snapshot UDD2 Dimension .....	2-72
Work Order UDD1 Dimension .....	2-73

---

Work Order UDD2 Dimension .....	2-73
Facts.....	2-74
Activity.....	2-74
Asset FT.....	2-82
Asset Snapshot.....	2-90
Location Snapshot .....	2-99
Service History.....	2-107
Work Order.....	2-115

---

# Preface

Welcome to the Oracle Utilities Work and Asset Management Data Mapping Guide.

This guide provides the data mapping information from the Oracle Utilities Work and Asset Management source system to the Oracle Utilities Extractors and Schema target product.

- [Audience](#)
- [Documentation Accessibility](#)
- [Related Documents](#)
- [Conventions](#)

## Audience

The guide is intended for all implementers of Oracle Utilities Extractors and Schema for Oracle Utilities Work and Asset Management.

## Documentation Accessibility

For information about Oracle's commitment to accessibility, visit the Oracle Accessibility Program website at <http://www.oracle.com/us/corporate/accessibility/index.html>.

### Access to Oracle Support

Oracle customers have access to electronic support through My Oracle Support. For more information, visit: <http://www.oracle.com/pls/topic/lookup?ctx=acc&id=info> or <http://www.oracle.com/pls/topic/lookup?ctx=acc&id=trs> if you are hearing impaired.

## Related Documents

For more information, refer to the following documents:

- *Oracle Utilities Analytics Warehouse Release Notes*
- *Oracle Utilities Analytics Warehouse Getting Started Guide*
- *Oracle Utilities Analytics Warehouse Quick Install Guide*
- *Oracle Utilities Analytics Warehouse Installation and Configuration Guide*
- *Oracle Utilities Analytics Warehouse Developer's Guide*

### See Also:

- Oracle Utilities Work and Asset Management Documentation Library

## Conventions

The following notational conventions are used in this document:

Notation	Indicates
<b>boldface</b>	Graphical user interface elements associated with an action, terms defined in text, or terms defines in the glossary
<i>italic</i>	Book titles, emphasis, or placeholder variables for which you supply particular values
monospace	Commands within a paragraph, URLs, code in examples, text that appears on the screen, or text that you enter

# Chapter 1

---

## Overview

This guide provides the data mapping information from the Oracle Utilities Extractors and Schema for Oracle Utilities Work and Asset Management source system to the Oracle Utilities Extractors and Schema target product, along with the rules of data transformation.

## Terminologies

This section describes the terminology used for data maps included in the document.

### <Table Name>

The Table Name indicates the name of the fact or the dimension in a star schema in the data warehouse.

### Properties

The Properties table lists properties of the table independent of each field. The following properties are listed in the table.

Property	Value
Target Table	Name of the table in the target schema (data warehouse) into which data is loaded
Table Type	Fact or Dimension
SCD Type	<b>Type 1</b> - Existing records are updated directly.  <b>Type 2</b> - Existing records are deactivated and changes are captured by inserting new effective records. The existing records are deactivated by assigning an effective end date of the current date. The new records will have effective start date of the current date and effective end date of a significantly future date.

Property	Value
Fact Type	Whether this is a snapshot or transactional fact table.  <b>Snapshot</b> - Captures a snapshot view of the data as available in the source system during that period (monthly or weekly). Each snapshot's data is stored independently.  <b>Accumulation</b> - Data from the source system is accumulated periodically. Changes from source system will be merged with the existing data. Multiple copies of the same data will not be maintained.
Source System Driver Table	Name of the table in source database on which the data is primarily based.
Oracle Data Integrator Package	Name of the ODI package that needs be executed to extract data from the source application and populate a specific target table in the data warehouse.
ETL View	Resides in the replication layer and fetches the base values from the replication tables as a starting point for further transformations to be done by the ODI interfaces.

## Fields

The Fields table lists the individual properties of each field in the fact or dimension table. It includes the following columns:

Property	Value
Target Field	Name of the column in the fact or dimension table present in the data warehouse. The extracted/transformed data is loaded here.
Description	Description of the target field
Source Field	Name of the field from the source application used to load the target field either directly or after transformation.
Transformation Logic	Specifies the details of how the data from the source field is transformed before being populated into the target field.

## Field Categories

This table lists the categories under which the fields in a particular fact or dimension are grouped. The categories presented are as below:

Category	Details
Surrogate Key	The primary key on the fact/dimension table maintained within the data warehouse.



Category	Details
Natural Keys	<p>The set of columns from the source system define the granularity of the fact or dimension table. The natural key columns from the source along with certain other data load attributes can be used to uniquely identify a record in the table.</p> <p>The additional columns needed for the identification depend on the type of the table as listed below:</p> <ul style="list-style-type: none"> <li>• SCD Type 1 Dimension - Data Source Indicator</li> <li>• SCD Type 2 Dimension - Effective Start Date, Effective End Date, Data Source Indicator</li> <li>• Accumulation Fact - Data Source Indicator</li> <li>• Snapshot Fact - Snapshot Date, Data Source Indicator</li> </ul>
Attributes	Hold descriptive data from the source system and are typically available in dimension tables.
Measures	Hold numerical values based data that is calculated from the source system data and are typically available on fact tables.
Degenerate Dimensions	Hold descriptive data from the source system and are typically available in fact tables. These cannot be included into any of the available dimensions.
Foreign Keys	Foreign key references on the fact tables to the dimension tables.
User Defined Attributes	Additional fields available to customers for extending the star schemas. These fields will not be populated out of the box. Customers need to customize the ETL and populate these fields.
Data Load Attributes	Hold the date/time information, job number details, etc, related to the ETL processes, that are needed for audit purposes.

# Chapter 2

---

## Data Maps for Oracle Utilities Work and Asset Management

This chapter focuses on data maps for the following Oracle Utilities Extractors and Schema for Oracle Utilities Work and Asset Management tables:

- [Dimensions](#)
- [Shared Dimensions](#)
- [User Defined Dimensions](#)
- [Facts](#)

# Dimensions

This section lists all the dimension tables that belong to the Oracle Utilities Work and Asset Management star schemas only and are populated only from the Oracle Utilities Work and Asset Management source product.

## Asset Age Bucket

Includes the configurable ranges used to group assets based on their ages.

For details about how the buckets are configured, see **Configuring Source** in *Oracle Utilities Analytics Warehouse Installation and Configuration Guide* included in this release. The documentation is available on Oracle Help Center at:

<https://docs.oracle.com/en/industries/energy-water/analytics/index.html>

### Properties

Property	Value
Target Table	CD_W_ASSET_AGE
Table Type	Dimension
SCD Type	Type 1
Source System Driver Table	F1_BKT_CONFIG
ODI Package	B1_PKG_CD_W_ASSET_AGE
ETL View	B1_D_AGE_BUCKETS_VW

### Fields

Target Field	Description	Source Field	Transformation Logic
<b>Surrogate Key</b>			
W_ASSET_AGE_KEY	Asset Age Dimension		Populated from the B1_W_ASSET_AGE_SEQ sequence.
<b>Natural Keys</b>			
W_ASSET_AGE_ST_RANGE	Asset Age Start Range	F1_BKT_CONFIG_VAL.BKT_START_RANGE	Populated based on the bucket ranges defined for the business object W1-WAssetAgeBuckets.
W_ASSET_AGE_ED_RANGE	Asset Age End Range	F1_BKT_CONFIG_VAL.BKT_END_RANGE	Populated based on the bucket ranges defined for the business object W1-WAssetAgeBuckets.
<b>Attributes</b>			

Target Field	Description	Source Field	Transformation Logic
W_ASSET_AGE_DESCR	Asset Age Range Description	F1_BKT_CONFIG_VAL_L.DESCR	Populated based on the bucket ranges defined for the business object W1-WAssetAgeBuckets.
<b>User Defined Attributes</b>			
UDF1_CD	User Defined Field 1 Code		
UDF1_DESCR	User Defined Field 1 Description		
UDF2_CD	User Defined Field 2 Code		
UDF2_DESCR	User Defined Field 2 Description		
UDF3_CD	User Defined Field 3 Code		
UDF3_DESCR	User Defined Field 3 Description		
UDF4_CD	User Defined Field 4 Code		
UDF4_DESCR	User Defined Field 4 Description		
UDF5_CD	User Defined Field 5 Code		
UDF5_DESCR	User Defined Field 5 Description		
UDF6_CD	User Defined Field 6 Code		
UDF6_DESCR	User Defined Field 6 Description		
UDF7_CD	User Defined Field 7 Code		
UDF7_DESCR	User Defined Field 7 Description		
UDF8_CD	User Defined Field 8 Code		
UDF8_DESCR	User Defined Field 8 Description		
UDF9_CD	User Defined Field 9 Code		
UDF9_DESCR	User Defined Field 9 Description		
UDF10_CD	User Defined Field 10 Code		
UDF10_DESCR	User Defined Field 10 Description		
<b>Data Load Attributes</b>			
DATA_LOAD_DTTM	Data Load Date/Time		Populated with the load timestamp value.

Target Field	Description	Source Field	Transformation Logic
UPDATE_DTTM	Update Date and Time		
DATA_SOURCE_IND	Data Source Indicator	CI_INSTALLATION.ENV_ID	Populated with the DSI value on the source product instance configuration.  The table is populated as part of the initial setup and the DSI value is extracted from the environment ID of the source system.
JOB_NBR	Job Number		Populated with the ODI job execution session number.

## Asset Disposition

Extracts all possible dispositions of an asset entity in the source system.

### Properties

Property	Value
Target Table	CD_ASSET_DISP
Table Type	Dimension
SCD Type	Type 1
Source System Driver Table	F1_EXT_LOOKUP_VAL_L
ODI Package	B1_PKG_CD_ASSET_DISP
ETL View	B1_D_ASSET_DISP_VW

### Fields

Target Field	Description	Source Field	Transformation Logic
<b>Surrogate Key</b>			
ASSET_DISP_KEY	Asset Disposition Dimension		Populated from the B1_ASSET_DISP_SEQ sequence.
<b>Natural Keys</b>			
ASSET_DISP_CD	Asset Disposition Code	F1_EXT_LOOKUP_VAL_L.F1_EXT_LOOKUP_VALUE	Populated with the lookup value for the extendable lookup business object W1-AssetDisposition.

Target Field	Description	Source Field	Transformation Logic
<b>Attributes</b>			
ASSET_DISP_DESCR	Asset Disposition Description	F1_EXT_LOOKUP_VAL_ L.DESCR_OVRD  F1_EXT_LOOKUP_VAL_ L.DESCR	Populated with the description from the Lookup Language table for the lookup field ASSET_DISP_FLG.  If override description is not available, regular description is extracted.
<b>User Defined Attributes</b>			
UDF1_CD	User Defined Field 1 Code		
UDF1_DESCR	User Defined Field 1 Description		
UDF2_CD	User Defined Field 2 Code		
UDF2_DESCR	User Defined Field 2 Description		
UDF3_CD	User Defined Field 3 Code		
UDF3_DESCR	User Defined Field 3 Description		
UDF4_CD	User Defined Field 4 Code		
UDF4_DESCR	User Defined Field 4 Description		
UDF5_CD	User Defined Field 5 Code		
UDF5_DESCR	User Defined Field 5 Description		
UDF6_CD	User Defined Field 6 Code		
UDF6_DESCR	User Defined Field 6 Description		
UDF7_CD	User Defined Field 7 Code		
UDF7_DESCR	User Defined Field 7 Description		
UDF8_CD	User Defined Field 8 Code		
UDF8_DESCR	User Defined Field 8 Description		
UDF9_CD	User Defined Field 9 Code		
UDF9_DESCR	User Defined Field 9 Description		
UDF10_CD	User Defined Field 10 Code		

Target Field	Description	Source Field	Transformation Logic
UDF10_DESCR	User Defined Field 10 Description		
UDF11_CD	User Defined Field 11 Code		
UDF11_DESCR	User Defined Field 11 Description		
UDF12_CD	User Defined Field 12 Code		
UDF12_DESCR	User Defined Field 12 Description		
UDF13_CD	User Defined Field 13 Code		
UDF13_DESCR	User Defined Field 13 Description		
UDF14_CD	User Defined Field 14 Code		
UDF14_DESCR	User Defined Field 14 Description		
UDF15_CD	User Defined Field 15 Code		
UDF15_DESCR	User Defined Field 15 Description		
UDF1_NUM	User Defined Field 1 Number		
UDF2_NUM	User Defined Field 2 Number		
UDF3_NUM	User Defined Field 3 Number		
UDF4_NUM	User Defined Field 4 Number		
UDF5_NUM	User Defined Field 5 Number		
UDF6_NUM	User Defined Field 6 Number		
UDF7_NUM	User Defined Field 7 Number		
UDF8_NUM	User Defined Field 8 Number		
UDF9_NUM	User Defined Field 9 Number		
UDF10_NUM	User Defined Field 10 Number		
UDF1_DATE	User Defined Field 1 Date		
UDF2_DATE	User Defined Field 2 Date		

Target Field	Description	Source Field	Transformation Logic
UDF3_DATE	User Defined Field 3 Date		
UDF4_DATE	User Defined Field 4 Date		
UDF5_DATE	User Defined Field 5 Date		
UDF6_DATE	User Defined Field 6 Date		
UDF7_DATE	User Defined Field 7 Date		
UDF8_DATE	User Defined Field 8 Date		
UDF9_DATE	User Defined Field 9 Date		
UDF10_DATE	User Defined Field 10 Date		
FLEXFIELD1	Flex Field 1		
FLEXFIELD2	Flex Field 2		
FLEXFIELD3	Flex Field 3		
FLEXFIELD4	Flex Field 4		
FLEXFIELD5	Flex Field 5		
FLEXFIELD6	Flex Field 6		
FLEXFIELD7	Flex Field 7		
FLEXFIELD8	Flex Field 8		
FLEXFIELD9	Flex Field 9		
FLEXFIELD10	Flex Field 10		
<b>Data Load Attributes</b>			
UPDATE_DTTM	Update Date and Time		
DATA_LOAD_DTTM	Data Load Date/Time		Populated with the load timestamp value.
DATA_SOURCE_IND	Data Source Indicator	CI_INSTALLATION.ENV_ID	Populated with the DSI value on the source product instance configuration.  The table is populated as part of the initial setup and the DSI value is extracted from the environment ID of the source system.
JOB_NBR	Job Number		Populated with the ODI job execution session number.



## Asset Install Age Bucket

Includes configurable ranges used for grouping assets based on their installation ages.

For details about bucket configuration, see **Configuring Source** in the *Oracle Utilities Analytics Warehouse Installation and Configuration Guide*.

### Properties

Property	Value
Target Table	CD_W_ASSET_INSTALL_AGE
Table Type	Dimension
SCD Type	Type 1
Source System Driver Table	B1_D_W_ASSET_INSTALL_AGE_VW
ODI Package	B1_PKG_CD_W_ASSET_INSTALL_AGE
ETL View	B1_D_AGE_BUCKETS_VW

### Fields

Target Field	Description	Source Field	Transformation Logic
<b>Surrogate Key</b>			
W_ASSET_INSTALL_AGE_KEY	Asset Install Age Dimension Surrogate Key		Populated from the B1_W_ASSET_INSTALL_AGE_SEQ sequence.
<b>Natural Keys</b>			
W_ASSET_INSTALL_START_RANGE	Asset Install Age Start Range	F1_BKT_CONFIG_VALUE_START_RANGE	Populated based on the bucket ranges defined for the business object W1-WAssetInstallAgeBuckets.
W_ASSET_INSTALL_END_RANGE	Asset Install Age End Range	F1_BKT_CONFIG_VALUE_END_RANGE	Populated based on the bucket ranges defined for the business object W1-WAssetInstallAgeBuckets.
<b>Attributes</b>			
W_ASSET_INSTALL_AGE_DESCR	Asset Install Age Range	F1_BKT_CONFIG_VALUE_DESCR	Populated based on the bucket ranges defined for the business object W1-WAssetInstallAgeBuckets.
<b>User Defined Attributes</b>			
UDF1_CD	User Defined Field 1 Code		
UDF1_DESCR	User Defined Field 1 Description		

Target Field	Description	Source Field	Transformation Logic
UDF2_CD	User Defined Field 2 Code		
UDF2_DESCR	User Defined Field 2 Description		
UDF3_CD	User Defined Field 3 Code		
UDF3_DESCR	User Defined Field 3 Description		
UDF4_CD	User Defined Field 4 Code		
UDF4_DESCR	User Defined Field 4 Description		
UDF5_CD	User Defined Field 5 Code		
UDF5_DESCR	User Defined Field 5 Description		
UDF6_CD	User Defined Field 6 Code		
UDF6_DESCR	User Defined Field 6 Description		
UDF7_CD	User Defined Field 7 Code		
UDF7_DESCR	User Defined Field 7 Description		
UDF8_CD	User Defined Field 8 Code		
UDF8_DESCR	User Defined Field 8 Description		
UDF9_CD	User Defined Field 9 Code		
UDF9_DESCR	User Defined Field 9 Description		
UDF10_CD	User Defined Field 10 Code		
UDF10_DESCR	User Defined Field 10 Description		
<b>Data Load Attributes</b>			
UPDATE_DTTM	Update Date and Time		
DATA_LOAD_DTTM	Data Load Date/Time		Populated with the load timestamp value.
DATA_SOURCE_IND	Data Source Indicator	CI_INSTALLATION.ENV_ID	Populated with the DSI value on the source product instance configuration.  The table is populated as part of the initial setup and the DSI value is extracted from the environment ID of the source system.

Target Field	Description	Source Field	Transformation Logic
JOB_NBR	Job Number		Populated with the ODI job execution session number.

## Number of Cycles Overdue Bucket

Stores the bucket ranges used for grouping activities based on how many cycles they are overdue.

See **Configuring Source** in the *Oracle Utilities Analytics Warehouse Installation and Configuration Guide* for details about how to configure the buckets.

### Properties

Property	Value
Target Table	CD_NUM_CYC_OD
Table Type	Dimension
SCD Type	Type 1
Source System Driver Table	F1_BKT_CONFIG
ODI Package	B1_PKG_CD_NUM_CYC_OD
ETL View	

### Fields

Target Field	Description	Source Field	Transformation Logic
<b>Surrogate Key</b>			
NUM_CYC_OD_KEY	Number of Cycles Overdue Dimension Surrogate Key		Populated from the B1_NUM_CYC_OD_SEQ sequence.
<b>Natural Keys</b>			
NUM_CYC_OD_ST_RANGE	Number of Cycles Overdue Start Range	F1_BKT_CONFIG_VAL.BKT_START_RANGE	Populated based on the bucket ranges defined for the business object W1-NumberOfCyclesOverdue Bucket.
NUM_CYC_OD_ED_RANGE	Number of Cycles Overdue End Range	F1_BKT_CONFIG_VAL.BKT_END_RANGE	Populated based on the bucket ranges defined for the business object W1-NumberOfCyclesOverdue Bucket.

Target Field	Description	Source Field	Transformation Logic
<b>Attributes</b>			
NUM_CYC_OD_DESCR	Number of Cycles Overdue Description	F1_BKT_CONFIG_VAL_L.DESCR	Populated based on the bucket ranges defined for the business object W1-NumberOfCyclesOverdue Bucket.
<b>User Defined Attributes</b>			
UDF1_CD	User Defined Field 1 Code		
UDF1_DESCR	User Defined Field 1 Description		
UDF2_CD	User Defined Field 2 Code		
UDF2_DESCR	User Defined Field 2 Description		
UDF3_CD	User Defined Field 3 Code		
UDF3_DESCR	User Defined Field 3 Description		
UDF4_CD	User Defined Field 4 Code		
UDF4_DESCR	User Defined Field 4 Description		
UDF5_CD	User Defined Field 5 Code		
UDF5_DESCR	User Defined Field 5 Description		
UDF6_CD	User Defined Field 6 Code		
UDF6_DESCR	User Defined Field 6 Description		
UDF7_CD	User Defined Field 7 Code		
UDF7_DESCR	User Defined Field 7 Description		
UDF8_CD	User Defined Field 8 Code		
UDF8_DESCR	User Defined Field 8 Description		
UDF9_CD	User Defined Field 9 Code		
UDF9_DESCR	User Defined Field 9 Description		
UDF10_CD	User Defined Field 10 Code		
UDF10_DESCR	User Defined Field 10 Description		

Target Field	Description	Source Field	Transformation Logic
<b>Data Load Attributes</b>			
UPDATE_DTTM	Update Date and Time		
DATA_LOAD_DTTM	Data Load Date/Time		Populated with the load timestamp value.
DATA_SOURCE_IND	Data Source Indicator	CI_INSTALLATION.ENV_ID	Populated with the DSI value on the source product instance configuration.  The table is populated as part of the initial setup and the DSI value is extracted from the environment ID of the source system.
JOB_NBR	Job Number		Populated with the ODI job execution session number.

## Owning Organization

Stores all the owning organizations' details from the source system.

### Properties

Property	Value
Target Table	CD_OWNING_ORG
Table Type	Dimension
SCD Type	Type 1
Source System Driver Table	CI_ACC_GRP_L
ODI Package	B1_PKG_CD_OWNING_ORG
ETL View	B1_D_OWNING_ORG_VW

### Fields

Target Field	Description	Source Field	Transformation Logic
<b>Surrogate Key</b>			
OWNING_ORG_KEY	Owning Organization Dimension Surrogate Key		Populated from the B1_OWNING_ORG_SEQ sequence.
<b>Natural Keys</b>			

Target Field	Description	Source Field	Transformation Logic
OWNING_ORG_CD	Owning Organization Code	CL_ACC_GRP_L.ACCESS_GRP_CD	
<b>Attributes</b>			
OWNING_ORG_DESCR	Owning Organization Description	CL_ACC_GRP_L.DESCR	
<b>User Defined Attributes</b>			
UDF1_CD	User Defined Field 1 Code		
UDF1_DESCR	User Defined Field 1 Description		
UDF2_CD	User Defined Field 2 Code		
UDF2_DESCR	User Defined Field 2 Description		
UDF3_CD	User Defined Field 3 Code		
UDF3_DESCR	User Defined Field 3 Description		
UDF4_CD	User Defined Field 4 Code		
UDF4_DESCR	User Defined Field 4 Description		
UDF5_CD	User Defined Field 5 Code		
UDF5_DESCR	User Defined Field 5 Description		
UDF6_CD	User Defined Field 6 Code		
UDF6_DESCR	User Defined Field 6 Description		
UDF7_CD	User Defined Field 7 Code		
UDF7_DESCR	User Defined Field 7 Description		
UDF8_CD	User Defined Field 8 Code		
UDF8_DESCR	User Defined Field 8 Description		
UDF9_CD	User Defined Field 9 Code		
UDF9_DESCR	User Defined Field 9 Description		
UDF10_CD	User Defined Field 10 Code		
UDF10_DESCR	User Defined Field 10 Description		
<b>Data Load Attributes</b>			

Target Field	Description	Source Field	Transformation Logic
UPDATE_DTTM	Update Date and Time		
DATA_LOAD_DTTM	Data Load Date/Time		Populated with the load timestamp value.
DATA_SOURCE_IND	Data Source Indicator	CI_INSTALLATION.ENV_ID	Populated with the DSI value on the source product instance configuration.  The table is populated as part of the initial setup and the DSI value is extracted from the environment ID of the source system.
JOB_NBR	Job Number		Populated with the ODI job execution session number.

## Planner

Stores all planners from the source system.

### Properties

Property	Value
Target Table	CD_W_PLANNER
Table Type	Dimension
SCD Type	Type 1
Source System Driver Table	W1_PLANNER_L
ODI Package	B1_PKG_CD_W_PLANNER
ETL View	B1_D_W_PLANNER_VW

### Fields

Target Field	Description	Source Field	Transformation Logic
<b>Surrogate Key</b>			
W_PLANNER_KEY	Planner Dimension Surrogate Key		Populated from the B1_W_PLANNER_SEQ sequence.
<b>Natural Keys</b>			
W_PLANNER_CD	Planner Code	W1_PLANNER_L.PLANNER_CD	

Target Field	Description	Source Field	Transformation Logic
<b>Attributes</b>			
W_PLANNER_DESCR	Planner	W1_PLANNER_L. DESCR100	
<b>User Defined Attributes</b>			
UDF1_CD	User Defined Field 1 Code		
UDF1_DESCR	User Defined Field 1 Description		
UDF2_CD	User Defined Field 2 Code		
UDF2_DESCR	User Defined Field 2 Description		
UDF3_CD	User Defined Field 3 Code		
UDF3_DESCR	User Defined Field 3 Description		
UDF4_CD	User Defined Field 4 Code		
UDF4_DESCR	User Defined Field 4 Description		
UDF5_CD	User Defined Field 5 Code		
UDF5_DESCR	User Defined Field 5 Description		
UDF6_CD	User Defined Field 6 Code		
UDF6_DESCR	User Defined Field 6 Description		
UDF7_CD	User Defined Field 7 Code		
UDF7_DESCR	User Defined Field 7 Description		
UDF8_CD	User Defined Field 8 Code		
UDF8_DESCR	User Defined Field 8 Description		
UDF9_CD	User Defined Field 9 Code		
UDF9_DESCR	User Defined Field 9 Description		
UDF10_CD	User Defined Field 10 Code		
UDF10_DESCR	User Defined Field 10 Description		
<b>Data Load Attributes</b>			
UPDATE_DTTM	Update Date and Time		



Target Field	Description	Source Field	Transformation Logic
DATA_LOAD_DTTM	Data Load Date/Time		Populated with the load timestamp value.
DATA_SOURCE_IND	Data Source Indicator	CI_INSTALLATION.ENV_ID	Populated with the DSI value on the source product instance configuration.  The table is populated as part of the initial setup and the DSI value is extracted from the environment ID of the source system.
JOB_NBR	Job Number		Populated with the ODI job execution session number.

## Resource Type

Stores all resource types from the source system.

### Properties

Property	Value
Target Table	CD_RESRC_TYPE
Table Type	Dimension
SCD Type	Type 1
Source System Driver Table	W1_RESRC_TYPE
ODI Package	B1_PKG_CD_RESRC_TYPE
ETL View	B1_D_RESRC_TYPE_VW

### Fields

Target Field	Description	Source Field	Transformation Logic
<b>Surrogate Key</b>			
RESRC_TYPE_KEY	Resource Type Dimension Surrogate Key		Populated from the B1_RESRC_TYPE_SEQ sequence.
<b>Natural Keys</b>			
RESRC_TYPE_ID	Resource Type ID	W1_RESRC_TYPE.RESRC_TYPE_ID	

Target Field	Description	Source Field	Transformation Logic
<b>Attributes</b>			
RESRC_TYPE_DESCR	Resource Type Description	W1_RESRC_TYPE_L. DESCR100	
RESRC_CLASS_CD	Resource Class Flag	W1_RESRC_TYPE.W1_ RESRC_CLASS_FLG	
RESRC_CLASS_DESCR	Resource Class Description	CI_LOOKUP_VAL_L. DESCR_OVRD  CI_LOOKUP_VAL_L. DESCR	Populated with the description from Lookup Language table for W1_RESRC_CLASS_FLG lookup field.  If an override description is not available, regular description is extracted.
<b>User Defined Attributes</b>			
UDF1_CD	User Defined Field 1 Code		
UDF1_DESCR	User Defined Field 1 Description		
UDF2_CD	User Defined Field 2 Code		
UDF2_DESCR	User Defined Field 2 Description		
UDF3_CD	User Defined Field 3 Code		
UDF3_DESCR	User Defined Field 3 Description		
UDF4_CD	User Defined Field 4 Code		
UDF4_DESCR	User Defined Field 4 Description		
UDF5_CD	User Defined Field 5 Code		
UDF5_DESCR	User Defined Field 5 Description		
UDF6_CD	User Defined Field 6 Code		
UDF6_DESCR	User Defined Field 6 Description		
UDF7_CD	User Defined Field 7 Code		
UDF7_DESCR	User Defined Field 7 Description		
UDF8_CD	User Defined Field 8 Code		
UDF8_DESCR	User Defined Field 8 Description		
UDF9_CD	User Defined Field 9 Code		

Target Field	Description	Source Field	Transformation Logic
UDF9_DESCR	User Defined Field 9 Description		
UDF10_CD	User Defined Field 10 Code		
UDF10_DESCR	User Defined Field 10 Description		
<b>Data Load Attributes</b>			
UPDATE_DTTM	Update Date and Time		
DATA_LOAD_DTTM	Data Load Date/Time		Populated with the load timestamp value.
DATA_SOURCE_IND	Data Source Indicator	CI_INSTALLATION.ENV _ID	Populated with the DSI value on the source product instance configuration.  The table is populated as part of the initial setup and the DSI value is extracted from the environment ID of the source system.
JOB_NBR	Job Number		Populated with the ODI job execution session number.

## Service History

Stores all service histories from the source system.

## Properties

Property	Value
Target Table	CD_SERVICE_HIST
Table Type	Dimension
SCD Type	Type 2
Source System Driver Table	W1_SVC_HIST
ODI Package	B1_PKG_CD_SERVICE_HIST
ETL View	B1_D_SERVICE_HIST_VW

## Fields

Target Field	Description	Source Field	Transformation Logic
<b>Surrogate Key</b>			
SERVICE_HIST_KEY	Service History Dimension Surrogate Key		Populated from the B1_SERVICE_HIST_SEQ sequence.
<b>Natural Keys</b>			
SRC_SERVICE_HIST_ID	Source Service History ID	W1_SVC_HIST.SVC_HIST_ID	
<b>Attributes</b>			
FAILURE_TYPE_CD	Failure Cause Code	W1_SVC_HIST.FAILURE_TYPE_CD	Populated only for failure service histories.
FAILURE_TYPE_DESCR	Failure Cause Description	W1_FAILURE_TYPE_L.DESCR100	Populated with the description of the Failure Type.
FAILURE_MODE_CD	Failure Mode Code	W1_SVC_HIST.FAILURE_MODE_CD	Populated only for failure service histories.
FAILURE_MODE_DESCR	Failure Mode Description	W1_FAILURE_MODE_L.DESCR100	Populated with the description of the Failure Mode Code.
FAILURE_REPAIR_CD	Failure Repair Code	W1_SVC_HIST.FAILURE_REPAIR_CD	Populated only for failure service histories.
FAILURE_REPAIR_DESCR	Failure Repair Description	W1_FAILURE_REPAIR_L.DESCR100	Populated with the description of the Failure Repair Code.
FAILURE_ROOT_CAUSE	Failure Root Cause	W1_SVC_HIST.BO_DATA_AREA	Populated with the value for the failure root cause XML element from the CLOB column. It is populated only for failure service histories.

Target Field	Description	Source Field	Transformation Logic
FAILURE_COMMENT	Failure Comment	W1_SVC_HIST.BO_DATA_AREA	Populated with the value for the comments XML element from the CLOB column. It is populated only for failure service histories.
FAILURE_COMP_CD	Failure Component Code	W1_SVC_HIST.FAILURE_COMP_CD	Populated only for the failure service histories.
FAILURE_COMP_DESCR	Failure Component Description	W1_FAILURE_COMP_L.DESCR100	Populated with the description of the Failure Component Code.
<b>User Defined Attributes</b>			
UDF1_CD	User Defined Field 1 Code		
UDF1_DESCR	User Defined Field 1 Description		
UDF2_CD	User Defined Field 2 Code		
UDF2_DESCR	User Defined Field 2 Description		
UDF3_CD	User Defined Field 3 Code		
UDF3_DESCR	User Defined Field 3 Description		
UDF4_CD	User Defined Field 4 Code		
UDF4_DESCR	User Defined Field 4 Description		
UDF5_CD	User Defined Field 5 Code		
UDF5_DESCR	User Defined Field 5 Description		
UDF6_CD	User Defined Field 6 Code		
UDF6_DESCR	User Defined Field 6 Description		
UDF7_CD	User Defined Field 7 Code		
UDF7_DESCR	User Defined Field 7 Description		
UDF8_CD	User Defined Field 8 Code		
UDF8_DESCR	User Defined Field 8 Description		
UDF9_CD	User Defined Field 9 Code		
UDF9_DESCR	User Defined Field 9 Description		
UDF10_CD	User Defined Field 10 Code		

Target Field	Description	Source Field	Transformation Logic
UDF10_DESCR	User Defined Field 10 Description		
UDF11_CD	User Defined Field 11 Code		
UDF11_DESCR	User Defined Field 11 Description		
UDF12_CD	User Defined Field 12 Code		
UDF12_DESCR	User Defined Field 12 Description		
UDF13_CD	User Defined Field 13 Code		
UDF13_DESCR	User Defined Field 13 Description		
UDF14_CD	User Defined Field 14 Code		
UDF14_DESCR	User Defined Field 14 Description		
UDF15_CD	User Defined Field 15 Code		
UDF15_DESCR	User Defined Field 15 Description		
UDF1_NUM	User Defined Field 1 Number		
UDF2_NUM	User Defined Field 2 Number		
UDF3_NUM	User Defined Field 3 Number		
UDF4_NUM	User Defined Field 4 Number		
UDF5_NUM	User Defined Field 5 Number		
UDF6_NUM	User Defined Field 6 Number		
UDF7_NUM	User Defined Field 7 Number		
UDF8_NUM	User Defined Field 8 Number		
UDF9_NUM	User Defined Field 9 Number		
UDF10_NUM	User Defined Field 10 Number		
UDF1_DATE	User Defined Field 1 Date		
UDF2_DATE	User Defined Field 2 Date		

Target Field	Description	Source Field	Transformation Logic
UDF3_DATE	User Defined Field 3 Date		
UDF4_DATE	User Defined Field 4 Date		
UDF5_DATE	User Defined Field 5 Date		
UDF6_DATE	User Defined Field 6 Date		
UDF7_DATE	User Defined Field 7 Date		
UDF8_DATE	User Defined Field 8 Date		
UDF9_DATE	User Defined Field 9 Date		
UDF10_DATE	User Defined Field 10 Date		
FLEXFIELD1	Flex Field 1		
FLEXFIELD2	Flex Field 2		
FLEXFIELD3	Flex Field 3		
FLEXFIELD4	Flex Field 4		
FLEXFIELD5	Flex Field 5		
FLEXFIELD6	Flex Field 6		
FLEXFIELD7	Flex Field 7		
FLEXFIELD8	Flex Field 8		
FLEXFIELD9	Flex Field 9		
FLEXFIELD10	Flex Field 10		
<b>Data Load Attributes</b>			
EFF_START_DTTM	Effective Start Date/Time		
EFF_END_DTTM	Effective End Date/Time		
DATA_LOAD_DTTM	Data Load Date/Time		Populated with the load timestamp value.
DATA_SOURCE_IND	Data Source Indicator	CI_INSTALLATION.ENV_ID	Populated with the DSI value on the source product instance configuration.  The table is populated as part of the initial setup and the DSI value is extracted from the environment ID of the source system.
JOB_NBR	Job Number		Populated with the ODI job execution session number.

## Work Order

Stores all planned work orders from the source system.

### Properties

Property	Value
Target Table	CD_WO
Table Type	Dimension
SCD Type	Type 2
Source System Driver Table	W1_WO
ODI Package	B1_PKG_CD_WO
ETL View	B1_D_WO_VW

### Fields

Target Field	Description	Source Field	Transformation Logic
<b>Surrogate Key</b>			
WO_KEY	Work Order Dimension Surrogate Key		Populated from the B1_WO_SEQ sequence.
<b>Natural Keys</b>			
SRC_WO_ID	Source Work Order ID	W1_WO.WO_ID	
<b>Attributes</b>			
WO_DESCR	Work Order Description	W1_WO.DESCR100	
WORK_PRIORITY_VAL	Work Priority	W1_WO.WORK_PRIORITY_FLG	Populated with the work order's work priority.
PRIORITY_BKT_ST_RANGE	Work Priority Bucket Start Range	F1_BKT_CONFIG_VAL.BKT_START_RANGE	Populated with the start range of the work priority bucket for which this work order's work priority falls into. It goes hand in hand with the Work Priority Bucket End Range to constitute the actual bucket range the work order's work priority falls into.
<p>See <b>Configuring Source</b> in the <i>Oracle Utilities Analytics Warehouse Installation and Configuration Guide</i> for details about how to configure the buckets.</p>			



Target Field	Description	Source Field	Transformation Logic
PRIORITY_BKT_ED_RANGE	Work Priority Bucket End Range	F1_BKT_CONFIG_VAL.BKT_END_RANGE	<p>Populated with the end range of the work priority bucket for which this work order's work priority falls into. It goes hand in hand with the Work Priority Bucket Start Range to constitute the actual bucket range the work order's work priority falls into.</p> <p>See <b>Configuring Source</b> in the <i>Oracle Utilities Analytics Warehouse Installation and Configuration Guide</i> for details about how to configure the buckets.</p>
PRIORITY_BKT_DESCR	Work Priority Bucket Description	F1_BKT_CONFIG_VAL.L.DESCR	<p>Populated with the description of the work priority bucket for which this work order's work priority falls into.</p> <p>See <b>Configuring Source</b> in the <i>Oracle Utilities Analytics Warehouse Installation and Configuration Guide</i> for details about how to configure the buckets.</p>
PRIORITY_CAT_CD	Work Priority Category Code	F1_BKT_CONFIG_VAL.BKT_VAL_TYPE_CD	<p>Populated with the category of the work priority bucket for which this work order's work priority falls into. An example of a category is 'High'.</p>
PRIORITY_CAT_DESCR	Work Priority Category Description	CL_LOOKUP_VAL.L.DESCR_OVRD  CL_LOOKUP_VAL.L.DESCR	<p>Populated with the description of the work priority category from Lookup Language table for PRI_CAT_FLG lookup field.</p> <p>If an override description is not available, the regular description is extracted.</p>
WO_NUM	Work Order Number	W1_WO.WO_NUM	
WORK_TYPE_CD	Work Type Flag	W1_WO.WORK_TYPE_FLG	

Target Field	Description	Source Field	Transformation Logic
WORK_TYPE_DESCR	Work Type Description	CL_LOOKUP_VAL_L. DESCR_OVRD  CL_LOOKUP_VAL_L. DESCR	Populated with the description of the work type from Lookup Language table for WORK_TYPE_FLG lookup field.  If an override description is not available, the regular description is extracted.
WORK_CAT_CD	Work Category Flag	W1_WO.WORK_CATEGORY_FLG	
WORK_CAT_DESCR	Work Category	CL_LOOKUP_VAL_L. DESCR_OVRD  CL_LOOKUP_VAL_L. DESCR	Populated with the description of the work category from Lookup Language table for WORK_CATEGORY_FLG lookup field.  If an override description is not available, the regular description is extracted.
WORK_CLASS_CD	Work Class Flag	W1_WO.WORK_CLASS_FLG	
WORK_CLASS_DESCR	Work Class	CL_LOOKUP_VAL_L. DESCR_OVRD  CL_LOOKUP_VAL_L. DESCR	Populated with the description of the work class from Lookup Language table for WORK_CLASS_FLG lookup field.  If an override description is not available, the regular description is extracted.
<b>User Defined Attributes</b>			
UDF1_CD	User Defined Field 1 Code		
UDF1_DESCR	User Defined Field 1 Description		
UDF2_CD	User Defined Field 2 Code		
UDF2_DESCR	User Defined Field 2 Description		
UDF3_CD	User Defined Field 3 Code		
UDF3_DESCR	User Defined Field 3 Description		
UDF4_CD	User Defined Field 4 Code		
UDF4_DESCR	User Defined Field 4 Description		

Target Field	Description	Source Field	Transformation Logic
UDF5_CD	User Defined Field 5 Code		
UDF5_DESCR	User Defined Field 5 Description		
UDF6_CD	User Defined Field 6 Code		
UDF6_DESCR	User Defined Field 6 Description		
UDF7_CD	User Defined Field 7 Code		
UDF7_DESCR	User Defined Field 7 Description		
UDF8_CD	User Defined Field 8 Code		
UDF8_DESCR	User Defined Field 8 Description		
UDF9_CD	User Defined Field 9 Code		
UDF9_DESCR	User Defined Field 9 Description		
UDF10_CD	User Defined Field 10 Code		
UDF10_DESCR	User Defined Field 10 Description		
UDF11_CD	User Defined Field 11 Code		
UDF11_DESCR	User Defined Field 11 Description		
UDF12_CD	User Defined Field 12 Code		
UDF12_DESCR	User Defined Field 12 Description		
UDF13_CD	User Defined Field 13 Code		
UDF13_DESCR	User Defined Field 13 Description		
UDF14_CD	User Defined Field 14 Code		
UDF14_DESCR	User Defined Field 14 Description		
UDF15_CD	User Defined Field 15 Code		
UDF15_DESCR	User Defined Field 15 Description		
UDF1_NUM	User Defined Field 1 Number		
UDF2_NUM	User Defined Field 2 Number		

Target Field	Description	Source Field	Transformation Logic
UDF3_NUM	User Defined Field 3 Number		
UDF4_NUM	User Defined Field 4 Number		
UDF5_NUM	User Defined Field 5 Number		
UDF6_NUM	User Defined Field 6 Number		
UDF7_NUM	User Defined Field 7 Number		
UDF8_NUM	User Defined Field 8 Number		
UDF9_NUM	User Defined Field 9 Number		
UDF10_NUM	User Defined Field 10 Number		
UDF1_DATE	User Defined Field 1 Date		
UDF2_DATE	User Defined Field 2 Date		
UDF3_DATE	User Defined Field 3 Date		
UDF4_DATE	User Defined Field 4 Date		
UDF5_DATE	User Defined Field 5 Date		
UDF6_DATE	User Defined Field 6 Date		
UDF7_DATE	User Defined Field 7 Date		
UDF8_DATE	User Defined Field 8 Date		
UDF9_DATE	User Defined Field 9 Date		
UDF10_DATE	User Defined Field 10 Date		
FLEXFIELD1	Flex Field 1		
FLEXFIELD2	Flex Field 2		
FLEXFIELD3	Flex Field 3		
FLEXFIELD4	Flex Field 4		
FLEXFIELD5	Flex Field 5		
FLEXFIELD6	Flex Field 6		
FLEXFIELD7	Flex Field 7		
FLEXFIELD8	Flex Field 8		
FLEXFIELD9	Flex Field 9		
FLEXFIELD10	Flex Field 10		

Target Field	Description	Source Field	Transformation Logic
<b>Data Load Attributes</b>			
EFF_START_DTTM	Effective Start Date/Time		
EFF_END_DTTM	Effective End Date/Time		
DATA_LOAD_DTTM	Data Load Date/Time		Populated with the load timestamp value.
DATA_SOURCE_IND	Data Source Indicator	CI_INSTALLATION.ENV_ID	Populated with the DSI value on the source product instance configuration. The table is populated as part of the initial setup and the DSI value is extracted from the environment ID of the source system.
JOB_NBR	Job Number		Populated with the ODI job execution session number.

## Work Order Activity

Includes the activities in the system with work role of planning allowed.

### Properties

Property	Value
Target Table	CD_WO_ACTIVITY
Table Type	Dimension
SCD Type	Type 2
Source System Driver Table	W1_ACTIVITY
ODI Package	B1_PKG_CD_WO_ACTIVITY
ETL View	B1_D_WO_ACTIVITY_VW

### Fields

Target Field	Description	Source Field	Transformation Logic
<b>Surrogate Key</b>			
WO_ACTIVITY_KEY	Work Order Activity Key		Populated from the B1_WO_ACTIVITY_SEQ sequence.
<b>Natural Keys</b>			

Target Field	Description	Source Field	Transformation Logic
SRC_WO_ACTIVITY_ID	Source Activity ID	W1_ACTIVITY.ACT_ID	
<b>Attributes</b>			
HELD_FOR_PARTS_CD	Held for Parts Code	W1_ACTIVITY.HELD_FOR_PARTS_FLG	
HELD_FOR_PARTS_DESCR	Held for Parts Description	CI_LOOKUP_VAL_L. DESCR_OVRD  CI_LOOKUP_VAL_L. DESCR	Populated with the description from the Lookup Language table for the lookup field HELD_FOR_PARTS_FLG.  If an override description is not available, regular description is extracted.
WO_ACTIVITY_TYPE_CD	Activity Type Code	W1_ACTIVITY.ACT_TYPE_CD	
WO_ACTIVITY_TYPE_DESCR	Activity Type Description	W1_ACTIVITY_TYPE_L. DESCR100	
SERVICE_CLASS_CD	Service Class Code	W1_ACTIVITY.SERVICE_CLASS_CD	
SERVICE_CLASS_DESCR	Service Class Description	W1_SERVICE_CLASS_L. DESCR100	
RENEWAL_CD	Renewal Flag	W1_SERVICE_CLASS. RENEWAL_FLG	
RENEWAL_DESCR	Renewal Description	CI_LOOKUP_VAL_L. DESCR_OVRD  CI_LOOKUP_VAL_L. DESCR	Populated with the description from the Lookup Language table for the lookup field RENEWAL_FLG.  If an override description is not available, regular description is extracted.
EMERGENCY_CD	Emergency Flag	W1_ACTIVITY. EMERGENCY_FLG	
EMERGENCY_DESCR	Emergency Description	CI_LOOKUP_VAL_L. DESCR_OVRD  CI_LOOKUP_VAL_L. DESCR	Populated with the description from the Lookup Language table for the lookup field EMERGENCY_FLG.  If an override description is not available, regular description is extracted.
WO_ACTIVITY_DESCR	Activity Description	W1_ACTIVITY. DESCR100	
WO_ACTIVITY_NBR	Activity Number	W1_ACTIVITY.ACT_NUM	

Target Field	Description	Source Field	Transformation Logic
<b>User Defined Attributes</b>			
UDF1_CD	User Defined Field 1 Code		
UDF1_DESCR	User Defined Field 1 Description		
UDF2_CD	User Defined Field 2 Code		
UDF2_DESCR	User Defined Field 2 Description		
UDF3_CD	User Defined Field 3 Code		
UDF3_DESCR	User Defined Field 3 Description		
UDF4_CD	User Defined Field 4 Code		
UDF4_DESCR	User Defined Field 4 Description		
UDF5_CD	User Defined Field 5 Code		
UDF5_DESCR	User Defined Field 5 Description		
UDF6_CD	User Defined Field 6 Code		
UDF6_DESCR	User Defined Field 6 Description		
UDF7_CD	User Defined Field 7 Code		
UDF7_DESCR	User Defined Field 7 Description		
UDF8_CD	User Defined Field 8 Code		
UDF8_DESCR	User Defined Field 8 Description		
UDF9_CD	User Defined Field 9 Code		
UDF9_DESCR	User Defined Field 9 Description		
UDF10_CD	User Defined Field 10 Code		
UDF10_DESCR	User Defined Field 10 Description		
UDF11_CD	User Defined Field 11 Code		
UDF11_DESCR	User Defined Field 11 Description		
UDF12_CD	User Defined Field 12 Code		
UDF12_DESCR	User Defined Field 12 Description		

Target Field	Description	Source Field	Transformation Logic
UDF13_CD	User Defined Field 13 Code		
UDF13_DESCR	User Defined Field 13 Description		
UDF14_CD	User Defined Field 14 Code		
UDF14_DESCR	User Defined Field 14 Description		
UDF15_CD	User Defined Field 15 Code		
UDF15_DESCR	User Defined Field 15 Description		
UDF1_NUM	User Defined Field 1 Number		
UDF2_NUM	User Defined Field 2 Number		
UDF3_NUM	User Defined Field 3 Number		
UDF4_NUM	User Defined Field 4 Number		
UDF5_NUM	User Defined Field 5 Number		
UDF6_NUM	User Defined Field 6 Number		
UDF7_NUM	User Defined Field 7 Number		
UDF8_NUM	User Defined Field 8 Number		
UDF9_NUM	User Defined Field 9 Number		
UDF10_NUM	User Defined Field 10 Number		
UDF1_DATE	User Defined Field 1 Date		
UDF2_DATE	User Defined Field 2 Date		
UDF3_DATE	User Defined Field 3 Date		
UDF4_DATE	User Defined Field 4 Date		
UDF5_DATE	User Defined Field 5 Date		
UDF6_DATE	User Defined Field 6 Date		
UDF7_DATE	User Defined Field 7 Date		
UDF8_DATE	User Defined Field 8 Date		
UDF9_DATE	User Defined Field 9 Date		



Target Field	Description	Source Field	Transformation Logic
UDF10_DATE	User Defined Field 10 Date		
FLEXFIELD1	Flex Field 1		
FLEXFIELD2	Flex Field 2		
FLEXFIELD3	Flex Field 3		
FLEXFIELD4	Flex Field 4		
FLEXFIELD5	Flex Field 5		
FLEXFIELD6	Flex Field 6		
FLEXFIELD7	Flex Field 7		
FLEXFIELD8	Flex Field 8		
FLEXFIELD9	Flex Field 9		
FLEXFIELD10	Flex Field 10		
<b>Data Load Attributes</b>			
EFF_START_DTTM	Effective Start Date/Time		
EFF_END_DTTM	Effective End Date/Time		
DATA_LOAD_DTTM	Data Load Date/Time		Populated with the load timestamp value.
DATA_SOURCE_IND	Data Source Indicator	CI_INSTALLATION.ENV_ID	Populated with the DSI value on the source product instance configuration. The table is populated as part of the initial setup and the DSI value is extracted from the environment ID of the source system.
JOB_NBR	Job Number		Populated with the ODI job execution session number.

## Work Order Activity BO Status

Contains all combinations of BO/status/status reason that are applicable for instantiable business objects for Activity maintenance object.

## Properties

Property	Value
Target Table	CD_WO_ACTIVITY_STATUS
Table Type	Dimension
SCD Type	Type 1
Source System Driver Table	F1_BUS_OBJ F1_BUS_OBJ_STATUS_RSN
ODI Package	B1_PKG_CD_WO_ACTIVITY_STATUS
ETL View	B1_D_WO_ACTIVITY_STATUS_VW

## Fields

Target Field	Description	Source Field	Transformation Logic
<b>Surrogate Key</b>			
WO_ACTIVITY_STATUS_KEY	Work Order Activity BO Status Key		Populated from the B1_WO_ACTIVITY_STATUS_SEQ sequence.
<b>Natural Keys</b>			
BUS_OBJ_CD	Business Object	F1_BUS_OBJ.BUS_OBJ_CD	
STATUS_CD	BO Status Code	F1_BUS_OBJ_STATUS.BO_STATUS_CD	Populated with the statuses available on life cycle business object of the current business object.
STATUS_RSN_CD	Status Reason Code	F1_BUS_OBJ_STATUS.BO_STATUS_REASON_CD	For business objects where status reason is optional, a record with a dummy value of '***' for status reason code is inserted. It is used to map the fact records which do not have a status reason code.
<b>Attributes</b>			
STATUS_COND_CD	Status Condition Code	F1_BUS_OBJ_STATUS.BO_STATUS_COND_FLG	

Target Field	Description	Source Field	Transformation Logic
STATUS_COND_DESCR	Status Condition Description	CL_LOOKUP_VAL_L. DESCR_OVRD  CL_LOOKUP_VAL_L. DESCR	Populated with the status condition description from the Lookup Language table for the lookup field BO_STATUS_COND_FLG.  If an override description is not available, regular description is extracted.
BUS_OBJ_DESCR	Business Object Description	F1_BUS_OBJ_L.DESCR	
STATUS_DESCR	Status Description	F1_BUS_OBJ_STATUS_L. DESCR	
STATUS_RSN_DESCR	Status Reason Description	F1_BUS_OBJ_STATUS_ RSN_L.DESCR	
BACKLOG_IND	Backlog Indicator	F1_BUS_OBJ_STATUS_ OPT.BO_OPT_VAL	Set to '1' if the BO option value for the current BO status is set as backlog (W1BL). Else, it is set to '0'.
<b>User Defined Attributes</b>			
UDF1_CD	User Defined Field 1 Code		
UDF1_DESCR	User Defined Field 1 Description		
UDF2_CD	User Defined Field 2 Code		
UDF2_DESCR	User Defined Field 2 Description		
UDF3_CD	User Defined Field 3 Code		
UDF3_DESCR	User Defined Field 3 Description		
UDF4_CD	User Defined Field 4 Code		
UDF4_DESCR	User Defined Field 4 Description		
UDF5_CD	User Defined Field 5 Code		
UDF5_DESCR	User Defined Field 5 Description		
UDF6_CD	User Defined Field 6 Code		
UDF6_DESCR	User Defined Field 6 Description		
UDF7_CD	User Defined Field 7 Code		
UDF7_DESCR	User Defined Field 7 Description		

Target Field	Description	Source Field	Transformation Logic
UDF8_CD	User Defined Field 8 Code		
UDF8_DESCR	User Defined Field 8 Description		
UDF9_CD	User Defined Field 9 Code		
UDF9_DESCR	User Defined Field 9 Description		
UDF10_CD	User Defined Field 10 Code		
UDF10_DESCR	User Defined Field 10 Description		
<b>Data Load Attributes</b>			
UPDATE_DTTM	Update Date and Time		
DATA_LOAD_DTTM	Data Load Date/Time		Populated with the load timestamp value.
DATA_SOURCE_IND	Data Source Indicator	CI_INSTALLATION.ENV_ID	Populated with the DSI value on the source product instance configuration. The table is populated as part of the initial setup and the DSI value is extracted from the environment ID of the source system.
JOB_NBR	Job Number		Populated with the ODI job execution session number.

## Work Order BO Status

Includes all combinations of BO/status/status reason that are applicable for instantiable business objects for Work Order maintenance object.

### Properties

Property	Value
Target Table	CD_WO_STATUS
Table Type	Dimension
SCD Type	Type 1
Source System Driver Table	F1-BUS OBJ F1-STSREASON
ODI Package	B1_PKG_CD_WO_STATUS
ETL View	B1_D_WO_STATUS_VW

### Fields

Target Field	Description	Source Field	Transformation Logic
<b>Surrogate Key</b>			
WO_STATUS_KEY	Work Order BO Status Key		Populated from the B1_WO_STATUS_SEQ sequence.
<b>Natural Keys</b>			
BUS_OBJ_CD	Business Object	F1_BUS_OBJ.BUS_OBJ_CD	
STATUS_CD	BO Status Code	F1_BUS_OBJ_STATUS.BO_STATUS_CD	Populated with the statuses available on life cycle business object of the current business object.
STATUS_RSN_CD	Status Reason Code	F1_BUS_OBJ_STATUS.BO_STATUS_REASON_FLG	For business objects where status reason is optional, a record with a dummy value of '***' for status reason code is inserted. It is used to map the fact records which do not have a status reason code.
<b>Attributes</b>			
STATUS_COND_CD	Status Condition Code	F1_BUS_OBJ_STATUS.BO_STATUS_COND_FLG	

Target Field	Description	Source Field	Transformation Logic
STATUS_COND_DESCR	Status Condition Description	CL_LOOKUP_VAL_L. DESCR_OVRD  CL_LOOKUP_VAL_L. DESCR	Populated with the status condition description from the Lookup Language table for the lookup field BO_STATUS_COND_FLG.  If an override description is not available, regular description is extracted.
BUS_OBJ_DESCR	Business Object Description	F1_BUS_OBJ_L.DESCR	
STATUS_DESCR	Status Description	F1_BUS_OBJ_STATUS_L. DESCR	
STATUS_RSN_DESCR	Status Reason Description	F1_BUS_OBJ_STATUS_R SN_L.DESCR	
BACKLOG_IND	Backlog Indicator	F1_BUS_OBJ_STATUS_ OPT.BO_OPT_VAL	Set to '1' if the BO option value for the current BO status is set as backlog (W1BL). Else, it is set to '0'.
PLANNED_IND	Planned Indicator	F1_BUS_OBJ_STATUS_ OPT.BO_OPT_VAL	Set to '1' if the BO option value for the current BO status is set as backlog (W1PL). Else, it is set to '0'.
<b>User Defined Attributes</b>			
UDF1_CD	User Defined Field 1 Code		
UDF1_DESCR	User Defined Field 1 Description		
UDF2_CD	User Defined Field 2 Code		
UDF2_DESCR	User Defined Field 2 Description		
UDF3_CD	User Defined Field 3 Code		
UDF3_DESCR	User Defined Field 3 Description		
UDF4_CD	User Defined Field 4 Code		
UDF4_DESCR	User Defined Field 4 Description		
UDF5_CD	User Defined Field 5 Code		
UDF5_DESCR	User Defined Field 5 Description		
UDF6_CD	User Defined Field 6 Code		
UDF6_DESCR	User Defined Field 6 Description		

Target Field	Description	Source Field	Transformation Logic
UDF7_CD	User Defined Field 7 Code		
UDF7_DESCR	User Defined Field 7 Description		
UDF8_CD	User Defined Field 8 Code		
UDF8_DESCR	User Defined Field 8 Description		
UDF9_CD	User Defined Field 9 Code		
UDF9_DESCR	User Defined Field 9 Description		
UDF10_CD	User Defined Field 10 Code		
UDF10_DESCR	User Defined Field 10 Description		
<b>Data Load Attributes</b>			
UPDATE_DTTM	Update Date and Time		
DATA_LOAD_DTTM	Data Load Date/Time		Populated with the load timestamp value.
DATA_SOURCE_IND	Data Source Indicator	CI_INSTALLATION.ENV_ID	Populated with the DSI value on the source product instance configuration. The table is populated as part of the initial setup and the DSI value is extracted from the environment ID of the source system.
JOB_NBR	Job Number		Populated with the ODI job execution session number.

# Shared Dimensions

Shared dimensions are used in the star schemas of other source products as well. The other products also populate these shared dimensions with their data. The data source indicator (DSI) column plays a vital role in identifying the records belonging to a specific source product.

## Address

Extracts data from the Location/Node entity in the Oracle Utilities Operational Device Management system. The address constituents from the location are retrieved and stored in the target dimension.

### Properties

Property	Value
Target Table	CD_ADDR
Table Type	Dimension
SCD Type	Type 2
Source System Driver Table	W1_NODE
ODI Package	B1_PKG_CD_ADDR
ETL View	B1_D_ADDR_VW

### Fields

Target Field	Description	Source Field	Transformation Logic
<b>Surrogate Key</b>			
ADDR_KEY	Address Dimension		Populated from the SPL_ADDR_SEQ sequence.
<b>Natural Keys</b>			
SRC_ADDR_ID	Address ID		
<b>Attributes</b>			
ADDR_INFO	Address	W1_NODE.ADDRESS1	Populated from the W1_NODE table based on the concatenation of the address, city, state, and postal code.
		W1_NODE.CITY	
		W1_NODE.STATE	
		W1_NODE.POSTAL	
ADDR_LINE1	Address Line 1	W1_NODE.ADDRESS1	
ADDR_LINE2	Address Line 2	W1_NODE.ADDRESS2	



Target Field	Description	Source Field	Transformation Logic
ADDR_LINE3	Address Line 3	W1_NODE.ADDRESS3	
ADDR_LINE4	Address Line 4	W1_NODE.ADDRESS4	
CITY	City	W1_NODE.CITY	
COUNTY	County	W1_NODE.COUNTY	
POSTAL	Postal Code	W1_NODE.POSTAL	
STATE_CD	State Code	W1_NODE.STATE	
STATE_DESCR	State Description	CL_STATE_L.DESCR	
COUNTRY_CD	Country Code	W1_NODE.COUNTRY	
COUNTRY_DESCR	Country Description	CL_COUNTRY_L.DESCR	
CROSS_STREET	Cross Street	W1_NODE.W1_CROSS_STREET	
SUBURB	Suburb	W1_NODE.W1_SUBURB	
GEO_CODE	Geographical Code	W1_NODE.GEO_CODE	
<b>User Defined Attributes</b>			
UDF1_CD	User Defined Field 1 Code		
UDF1_DESCR	User Defined Field 1 Description		
UDF2_CD	User Defined Field 2 Code		
UDF2_DESCR	User Defined Field 2 Description		
UDF3_CD	User Defined Field 3 Code		
UDF3_DESCR	User Defined Field 3 Description		
UDF4_CD	User Defined Field 4 Code		
UDF4_DESCR	User Defined Field 4 Description		
UDF5_CD	User Defined Field 5 Code		
UDF5_DESCR	User Defined Field 5 Description		
UDF6_CD	User Defined Field 6 Code		
UDF6_DESCR	User Defined Field 6 Description		
UDF7_CD	User Defined Field 7 Code		
UDF7_DESCR	User Defined Field 7 Description		
UDF8_CD	User Defined Field 8 Code		

Target Field	Description	Source Field	Transformation Logic
UDF8_DESCR	User Defined Field 8 Description		
UDF9_CD	User Defined Field 9 Code		
UDF9_DESCR	User Defined Field 9 Description		
UDF10_CD	User Defined Field 10 Code		
UDF10_DESCR	User Defined Field 10 Description		
UDF11_CD	User Defined Field 11 Code		
UDF11_DESCR	User Defined Field 11 Description		
UDF12_CD	User Defined Field 12 Code		
UDF12_DESCR	User Defined Field 12 Description		
UDF13_CD	User Defined Field 13 Code		
UDF13_DESCR	User Defined Field 13 Description		
UDF14_CD	User Defined Field 14 Code		
UDF14_DESCR	User Defined Field 14 Description		
UDF15_CD	User Defined Field 15 Code		
UDF15_DESCR	User Defined Field 15 Description		
UDF16_CD	User Defined Field 16 Code		
UDF16_DESCR	User Defined Field 16 Description		
UDF1_NUM	User Defined Field 1 Number		
UDF2_NUM	User Defined Field 2 Number		
UDF3_NUM	User Defined Field 3 Number		
UDF4_NUM	User Defined Field 4 Number		
UDF5_NUM	User Defined Field 5 Number		
UDF6_NUM	User Defined Field 6 Number		

Target Field	Description	Source Field	Transformation Logic
UDF7_NUM	User Defined Field 7 Number		
UDF8_NUM	User Defined Field 8 Number		
UDF9_NUM	User Defined Field 9 Number		
UDF10_NUM	User Defined Field 10 Number		
UDF1_DATE	User Defined Field 1 Date		
UDF2_DATE	User Defined Field 2 Date		
UDF3_DATE	User Defined Field 3 Date		
UDF4_DATE	User Defined Field 4 Date		
UDF5_DATE	User Defined Field 5 Date		
UDF6_DATE	User Defined Field 6 Date		
UDF7_DATE	User Defined Field 7 Date		
UDF8_DATE	User Defined Field 8 Date		
UDF9_DATE	User Defined Field 9 Date		
UDF10_DATE	User Defined Field 10 Date		
FLEXFIELD1	Flex Field 1		
FLEXFIELD2	Flex Field 2		
FLEXFIELD3	Flex Field 3		
FLEXFIELD4	Flex Field 4		
FLEXFIELD5	Flex Field 5		
FLEXFIELD6	Flex Field 6		
FLEXFIELD7	Flex Field 7		
FLEXFIELD8	Flex Field 8		
FLEXFIELD9	Flex Field 9		
FLEXFIELD10	Flex Field 10		
<b>Data Load Attributes</b>			
EFF_START_DTTM	Effective Start Date/Time		
EFF_END_DTTM	Effective End Date/Time		
DATA_LOAD_DTTM	Data Load Date/Time		Populated with the load timestamp value.

Target Field	Description	Source Field	Transformation Logic
DATA_SOURCE_IND	Data Source Indicator	CL_INSTALLATION.ENV_ID	Populated with the DSI value on the source product instance configuration.  The table is populated as part of the initial setup and the DSI value is extracted from the environment ID of the source system.
JOB_NBR	Job Number		Populated with the ODI job execution session number.

**Note:** Address dimension, being a shared dimension, is populated by the ETL for other source products. As such the ETL for other source products populate UDF1 to UDF6 due to which they are not available for user extension even in Oracle Utilities Work and Asset Management system. Customers can use the other 10 UDF columns (UDF7 to UDF16) for any extension.

## Asset

Extracts all assets defined in the system. This dimension holds all generic asset information, such as the specification details, asset type, and asset class information.

### Properties

Property	Value
Target Table	CD_UTIL_ASSET
Table Type	Dimension
SCD Type	Type 2
Source System Driver Table	W1_ASSET
ODI Package	B1_PKG_CD_UTIL_ASSET
ETL View	B1_D_UTIL_ASSET_VW

### Fields

Target Field	Description	Source Field	Transformation Logic
<b>Surrogate Key</b>			
UTIL_ASSET_KEY	Utility Asset Dimension		Populated from the B1_UTIL_ASSET_SEQ sequence.

Target Field	Description	Source Field	Transformation Logic
<b>Natural Keys</b>			
SRC_UTIL_ASSET_ID	Source Utility Asset ID	W1_ASSET.ASSET_ID	
<b>Attributes</b>			
UTIL_ASSET_INFO	Utility Asset Information	W1_ASSET.IDENTIFIER. W1_ID_VALUE	Populated with the badge number retrieved based on the Asset ID populated.
UTIL_ASSET_DESCR	Utility Asset Description	W1_ASSET.DESCRLONG	Populated with the first 254 characters from the respective column in the Asset table.
SPEC_CD	Specification Code	W1_ASSET.SPECIFICATION. ON_CD	
SPEC_DESCR	Specification Description	W1_SPECIFICATION_L. DESCR100	
MANUFACTURER_CD	Manufacturer Code	W1_SPECIFICATION. W1_MANUFACTURER_ CD	
MANUFACTURER_ DESCR	Manufacturer Description	W1_MANUFACTURER_ L.DESCR100	
MODEL	Model	W1_SPECIFICATION_ID ENTIFIER.W1_ID_ VALUE	Populated based on the specification code on the asset and where the specification identifier flag is W1MD.
UTIL_ASSET_TYPE_CD	Utility Asset Type Code	W1_ASSET.ASSET_TYPE _CD	
UTIL_ASSET_TYPE_ DESCR	Utility Asset Type Description	W1_ASSET_TYPE_L. DESCR100	
UTIL_ASSET_CLASS_CD	Utility Asset Class Code	W1_ASSET_TYPE.ASSET_ _CLASS_FLG	
UTIL_ASSET_CLASS_ DESCR	Utility Asset Class Description	CI_LOOKUP_VAL_L. DESCR_OVRD  CI_LOOKUP_VAL_L. DESCR	Populated with the description from the Lookup Language table for the lookup field ASSET_CLASS_FLG.  If an override description is not available, regular description is extracted.
UTIL_ASSET_CAT_CD	Utility Asset Category Code	W1_ASSET_TYPE.ASSET_ _CAT_FLG	

Target Field	Description	Source Field	Transformation Logic
UTIL_ASSET_CAT_DESCR	Utility Asset Category Description	CL_LOOKUP_VAL_L. DESCR_OVRD  CL_LOOKUP_VAL_L. DESCR	Populated with the description from the Lookup Language table for the lookup field ASSET_CAT_FLG.  If an override description is not available, regular description is extracted.
UTIL_ASSET_COND_SCORE	Asset Condition Score	W1_ASSET.CONDITION_RATING	
UTIL_ASSET_CONF_RAT	Confidence Rating	W1_ASSET.CONFIDENCE_RATING	
COND_SCORE_BKT_START_RANGE	Asset Condition Score Bucket Start Range	F1_BKT_CONFIG_VAL.BKT_START_RANGE	Populated with the start range of the condition score bucket for which this asset's condition score falls into. It goes hand in hand with the Asset Condition Score Bucket End Range to constitute the actual bucket range the asset's score falls into.  For details about how the buckets are configured, see <b>Configuring Source</b> in the <i>Oracle Utilities Analytics Warehouse Installation and Configuration Guide</i> .
COND_SCORE_BKT_END_RANGE	Asset Condition Score Bucket End Range	F1_BKT_CONFIG_VAL.BKT_END_RANGE	Populated with the end range of the condition score bucket for which this asset's condition score falls into. It goes hand in hand with the Asset Condition Score Bucket Start Range to constitute the actual bucket range the asset's score falls into.  For details about how the buckets are configured, see <b>Configuring Source</b> in the <i>Oracle Utilities Analytics Warehouse Installation and Configuration Guide</i> .

Target Field	Description	Source Field	Transformation Logic
COND_SCORE_BKT_DESCR	Asset Condition Score Bucket Description	F1_BKT_CONFIG_VAL_L.DESCR	Populated with the description of the condition score bucket for which this asset's condition score falls into.  For details about how the buckets are configured, see <b>Configuring Source</b> in the <i>Oracle Utilities Analytics Warehouse Installation and Configuration Guide</i> .

#### User Defined Attributes

UDF1_CD	User Defined Field 1 Code
UDF1_DESCR	User Defined Field 1 Description
UDF2_CD	User Defined Field 2 Code
UDF2_DESCR	User Defined Field 2 Description
UDF3_CD	User Defined Field 3 Code
UDF3_DESCR	User Defined Field 3 Description
UDF4_CD	User Defined Field 4 Code
UDF4_DESCR	User Defined Field 4 Description
UDF5_CD	User Defined Field 5 Code
UDF5_DESCR	User Defined Field 5 Description
UDF6_CD	User Defined Field 6 Code
UDF6_DESCR	User Defined Field 6 Description
UDF7_CD	User Defined Field 7 Code
UDF7_DESCR	User Defined Field 7 Description
UDF8_CD	User Defined Field 8 Code
UDF8_DESCR	User Defined Field 8 Description
UDF9_CD	User Defined Field 9 Code
UDF9_DESCR	User Defined Field 9 Description
UDF10_CD	User Defined Field 10 Code

Target Field	Description	Source Field	Transformation Logic
UDF10_DESCR	User Defined Field 10 Description		
UDF11_CD	User Defined Field 11 Code		
UDF11_DESCR	User Defined Field 11 Description		
UDF12_CD	User Defined Field 12 Code		
UDF12_DESCR	User Defined Field 12 Description		
UDF13_CD	User Defined Field 13 Code		
UDF13_DESCR	User Defined Field 13 Description		
UDF14_CD	User Defined Field 14 Code		
UDF14_DESCR	User Defined Field 14 Description		
UDF15_CD	User Defined Field 15 Code		
UDF15_DESCR	User Defined Field 15 Description		
UDF1_NUM	User Defined Field 1 Number		
UDF2_NUM	User Defined Field 2 Number		
UDF3_NUM	User Defined Field 3 Number		
UDF4_NUM	User Defined Field 4 Number		
UDF5_NUM	User Defined Field 5 Number		
UDF6_NUM	User Defined Field 6 Number		
UDF7_NUM	User Defined Field 7 Number		
UDF8_NUM	User Defined Field 8 Number		
UDF9_NUM	User Defined Field 9 Number		
UDF10_NUM	User Defined Field 10 Number		
UDF1_DATE	User Defined Field 1 Date		
UDF2_DATE	User Defined Field 2 Date		



Target Field	Description	Source Field	Transformation Logic
UDF3_DATE	User Defined Field 3 Date		
UDF4_DATE	User Defined Field 4 Date		
UDF5_DATE	User Defined Field 5 Date		
UDF6_DATE	User Defined Field 6 Date		
UDF7_DATE	User Defined Field 7 Date		
UDF8_DATE	User Defined Field 8 Date		
UDF9_DATE	User Defined Field 9 Date		
UDF10_DATE	User Defined Field 10 Date		
FLEXFIELD1	Flex Field 1		
FLEXFIELD2	Flex Field 2		
FLEXFIELD3	Flex Field 3		
FLEXFIELD4	Flex Field 4		
FLEXFIELD5	Flex Field 5		
FLEXFIELD6	Flex Field 6		
FLEXFIELD7	Flex Field 7		
FLEXFIELD8	Flex Field 8		
FLEXFIELD9	Flex Field 9		
FLEXFIELD10	Flex Field 10		
<b>Data Load Attributes</b>			
EFF_START_DTTM	Effective Start Date/Time		
EFF_END_DTTM	Effective End Date/Time		
DATA_LOAD_DTTM	Data Load Date/Time		Populated with the load timestamp value.
DATA_SOURCE_IND	Data Source Indicator	CI_INSTALLATION.ENV_ID	Populated with the DSI value on the source product instance configuration.  The table is populated as part of the initial setup and the DSI value is extracted from the environment ID of the source system.
JOB_NBR	Job Number		Populated with the ODI job execution session number.

## Asset Inspection Status

Populated with all the possible outcomes for asset inspections. For example: whether it passed, failed, etc.

### Properties

Property	Value
Target Table	CD_ASSET_INSP_STATUS
Table Type	Dimension
SCD Type	Type 1
Source System Driver Table	CI_LOOKUP_VAL_L
ODI Package	B1_PKG_CD_ASSET_INSP_STATUS
ETL View	B1_D_ASSET_INSP_STATUS_VW

### Fields

Target Field	Description	Source Field	Transformation Logic
<b>Surrogate Key</b>			
ASSET_INSP_STATUS_KEY	Asset Inspection Status Dimension Surrogate Key		Populated from the B1_ASSET_INSP_STATUS_SEQ sequence.
<b>Natural Keys</b>			
ASSET_INSP_STATUS_CD	Asset Inspection Status Code	CI_LOOKUP_VAL_L.FIELD_VALUE	Populated with the lookup value for the lookup field INSPECTION_INDICATOR_FLG.
<b>Attributes</b>			
ASSET_INSP_STATUS_DESCR	Asset Inspection Status Description	CI_LOOKUP_VAL_L.DESCR CI_LOOKUP_VAL_L.DESCR_OVRD	Populated with the description from Lookup Language table for the ASSET_INSP_STATUS_FLG lookup field.  If override description is not available, regular description is extracted.
<b>User Defined Attributes</b>			
UDF1_CD	User Defined Field 1 Code		
UDF1_DESCR	User Defined Field 1 Description		

Target Field	Description	Source Field	Transformation Logic
UDF2_CD	User Defined Field 2 Code		
UDF2_DESCR	User Defined Field 2 Description		
UDF3_CD	User Defined Field 3 Code		
UDF3_DESCR	User Defined Field 3 Description		
UDF4_CD	User Defined Field 4 Code		
UDF4_DESCR	User Defined Field 4 Description		
UDF5_CD	User Defined Field 5 Code		
UDF5_DESCR	User Defined Field 5 Description		
UDF6_CD	User Defined Field 6 Code		
UDF6_DESCR	User Defined Field 6 Description		
UDF7_CD	User Defined Field 7 Code		
UDF7_DESCR	User Defined Field 7 Description		
UDF8_CD	User Defined Field 8 Code		
UDF8_DESCR	User Defined Field 8 Description		
UDF9_CD	User Defined Field 9 Code		
UDF9_DESCR	User Defined Field 9 Description		
UDF10_CD	User Defined Field 10 Code		
UDF10_DESCR	User Defined Field 10 Description		
UDF11_CD	User Defined Field 11 Code		
UDF11_DESCR	User Defined Field 11 Description		
UDF12_CD	User Defined Field 12 Code		
UDF12_DESCR	User Defined Field 12 Description		
UDF13_CD	User Defined Field 13 Code		
UDF13_DESCR	User Defined Field 13 Description		
UDF14_CD	User Defined Field 14 Code		

Target Field	Description	Source Field	Transformation Logic
UDF14_DESCR	User Defined Field 14 Description		
UDF15_CD	User Defined Field 15 Code		
UDF15_DESCR	User Defined Field 15 Description		
UDF1_NUM	User Defined Field 1 Number		
UDF2_NUM	User Defined Field 2 Number		
UDF3_NUM	User Defined Field 3 Number		
UDF4_NUM	User Defined Field 4 Number		
UDF5_NUM	User Defined Field 5 Number		
UDF6_NUM	User Defined Field 6 Number		
UDF7_NUM	User Defined Field 7 Number		
UDF8_NUM	User Defined Field 8 Number		
UDF9_NUM	User Defined Field 9 Number		
UDF10_NUM	User Defined Field 10 Number		
UDF1_DATE	User Defined Field 1 Date		
UDF2_DATE	User Defined Field 2 Date		
UDF3_DATE	User Defined Field 3 Date		
UDF4_DATE	User Defined Field 4 Date		
UDF5_DATE	User Defined Field 5 Date		
UDF6_DATE	User Defined Field 6 Date		
UDF7_DATE	User Defined Field 7 Date		
UDF8_DATE	User Defined Field 8 Date		
UDF9_DATE	User Defined Field 9 Date		
UDF10_DATE	User Defined Field 10 Date		
FLEXFIELD1	Flex Field 1		
FLEXFIELD2	Flex Field 2		

Target Field	Description	Source Field	Transformation Logic
FLEXFIELD3	Flex Field 3		
FLEXFIELD4	Flex Field 4		
FLEXFIELD5	Flex Field 5		
FLEXFIELD6	Flex Field 6		
FLEXFIELD7	Flex Field 7		
FLEXFIELD8	Flex Field 8		
FLEXFIELD9	Flex Field 9		
FLEXFIELD10	Flex Field 10		
<b>Data Load Attributes</b>			
UPDATE_DTTM	Update Date and Time		
DATA_LOAD_DTTM	Data Load Date/Time		Populated with the load timestamp value.
DATA_SOURCE_IND	Data Source Indicator	CI_INSTALLATION.ENV_ID	<p>Populated with the DSI value on the source product instance configuration.</p> <p>The table is populated as part of the initial setup and the DSI value is extracted from the environment ID of the source system.</p>
JOB_NBR	Job Number		Populated with the ODI job execution session number.

## Crew Dimension

Holds details of all crews defined in the source system along with the crew hierarchy up to three levels.

### Properties

Property	Value
Target Table	CD_CREW
Table Type	Dimension
SCD Type	Type 2
Source System Driver Table	W1_CREW
ODI Package	B1_PKG_CD_CREW
ETL View	B1_D_CREW_VW

### Fields

Target Field	Description	Source Field	Transformation Logic
<b>Surrogate Key</b>			
CREW_KEY	Crew Dimension Surrogate Key		This field is populated from the SPL_CREW_SEQ sequence.
<b>Natural Keys</b>			
SRC_CREW_ID	Crew ID	W1_CREW.W1_CREW_ID	
<b>Attributes</b>			
CREW_CD	Crew Code		Populated with a hyphen (-) since it is not used for the Oracle Utilities Work and Asset Management source product.  Since this is a shared dimension, the column is used for other source products.
CREW_DESCR	Crew Description	W1_CREW.W1_CREW_NAME	
CREW_TYPE_CD	Crew Type Code	W1_CREW.CREW_TYPE_CD	
CREW_TYPE_DESCR	Crew Type Description	W1_CREW_TYPE_L.DESCR100	
ORG_UNIT1_CD	Crew Hierarchy-1 Code		

Target Field	Description	Source Field	Transformation Logic
ORG_UNIT1_DESCR	Crew Hierarchy-1 Description		
ORG_UNIT2_CD	Crew Hierarchy-2 Code		
ORG_UNIT2_DESCR	Crew Hierarchy-2 Description		
ORG_UNIT3_CD	Crew Hierarchy-3 Code		
ORG_UNIT3_DESCR	Crew Hierarchy-3 Description		
<b>User Defined Attributes</b>			
UDF1_CD	User Defined Field 1 Code		
UDF1_DESCR	User Defined Field 1 Description		
UDF2_CD	User Defined Field 2 Code		
UDF2_DESCR	User Defined Field 2 Description		
UDF3_CD	User Defined Field 3 Code		
UDF3_DESCR	User Defined Field 3 Description		
UDF4_CD	User Defined Field 4 Code		
UDF4_DESCR	User Defined Field 4 Description		
UDF5_CD	User Defined Field 5 Code		
UDF5_DESCR	User Defined Field 5 Description		
UDF6_CD	User Defined Field 6 Code		
UDF6_DESCR	User Defined Field 6 Description		
UDF7_CD	User Defined Field 7 Code		
UDF7_DESCR	User Defined Field 7 Description		
UDF8_CD	User Defined Field 8 Code		
UDF8_DESCR	User Defined Field 8 Description		
UDF9_CD	User Defined Field 9 Code		
UDF9_DESCR	User Defined Field 9 Description		
UDF10_CD	User Defined Field 10 Code		

Target Field	Description	Source Field	Transformation Logic
UDF10_DESCR	User Defined Field 10 Description		
<b>Data Load Attributes</b>			
EFF_START_DTTM	Effective Start Date/Time		
EFF_END_DTTM	Effective End Date/Time		
DATA_LOAD_DTTM	Data Load Date/Time		Populated with the load timestamp value.
DATA_SOURCE_IND	Data Source Indicator	CI_INSTALLATION.ENV _ID	Populated with the DSI value on the source product instance configuration.  The table is populated as part of the initial setup and the DSI value is extracted from the environment ID of the source system.
JOB_NBR	Job Number		Populated with the ODI job execution session number.



## Fiscal Calendar

Stores the accounting calendar periods defined in the Oracle Utilities Work and Asset Management system.

### Properties

Property	Value
Target Table	CD_FISCAL_CAL
Table Type	Dimension
SCD Type	Type 1
Source System Driver Table	W1_CALENDAR_PERIOD
ODI Package	B1_PKG_CD_FISCAL_CAL
ETL View	B1_D_FISCAL_CAL_VW

### Fields

Target Field	Description	Source Field	Transformation Logic
<b>Surrogate Key</b>			
FISCAL_CAL_KEY	Fiscal Period Dimension Surrogate Key		Populated from the SPL_FISCAL_SEQ sequence.
<b>Natural Keys</b>			
FISCAL_CAL_CD	Fiscal Calendar Code	W1_CALENDAR_PERIO D.W1_CALENDAR_CD	
FISCAL_YEAR	Fiscal Year	W1_CALENDAR_PERIO D.W1_FISCAL_YEAR	
PERIOD_NBR	Fiscal Period Code	W1_CALENDAR_PERIO D.ACCTG_PERIOD	
<b>Attributes</b>			
FISCAL_CAL_DESCR	Fiscal Calendar Description	W1_CALENDAR_L.DESC R100	
ABS_PERIOD_NBR	Absolute Period Number		Calculated as an incrementing sequence for each period within the calendar code.
PERIOD_DESCR	Fiscal Period Description	W1_CALENDAR_PERIO D.L.DESCR100	
PERIOD_START_DT	Fiscal Period Start Date	W1_CALENDAR_PERIO D.W1_START_DT	
PERIOD_END_DT	Fiscal Period End Date	W1_CALENDAR_PERIO D.W1_END_DT	

Target Field	Description	Source Field	Transformation Logic
<b>User Defined Attributes</b>			
UDF1_CD	User Defined Field 1 Code		
UDF1_DESCR	User Defined Field 1 Description		
UDF2_CD	User Defined Field 2 Code		
UDF2_DESCR	User Defined Field 2 Description		
UDF3_CD	User Defined Field 3 Code		
UDF3_DESCR	User Defined Field 3 Description		
UDF4_CD	User Defined Field 4 Code		
UDF4_DESCR	User Defined Field 4 Description		
UDF5_CD	User Defined Field 5 Code		
UDF5_DESCR	User Defined Field 5 Description		
UDF6_CD	User Defined Field 6 Code		
UDF6_DESCR	User Defined Field 6 Description		
UDF7_CD	User Defined Field 7 Code		
UDF7_DESCR	User Defined Field 7 Description		
UDF8_CD	User Defined Field 8 Code		
UDF8_DESCR	User Defined Field 8 Description		
UDF9_CD	User Defined Field 9 Code		
UDF9_DESCR	User Defined Field 9 Description		
UDF10_CD	User Defined Field 10 Code		
UDF10_DESCR	User Defined Field 10 Description		
<b>Data Load Attributes</b>			
UPDATE_DTTM	Update Date and Time		
DATA_LOAD_DTTM	Data Load Date/Time		Populated with the load timestamp value.

Target Field	Description	Source Field	Transformation Logic
DATA_SOURCE_IND	Data Source Indicator	CI_INSTALLATION.ENV_ID	Populated with the DSI value on the source product instance configuration.  The table is populated as part of the initial setup and the DSI value is extracted from the environment ID of the source system.
JOB_NBR	Job Number		Populated with the ODI job execution session number.

## Location

Extracts data from the Location entity in Oracle Utilities Work and Asset Management system. The location hierarchy is extracted up to 10 levels.

### Properties

Property	Value
Target Table	CD_LOCATION
Table Type	Dimension
SCD Type	Type 2
Source System Driver Table	W1_NODE
ODI Package	B1_PKG_CD_LOCATION
ETL View	B1_D_LOCATION_VW

### Fields

Target Field	Description	Source Field	Transformation Logic
<b>Surrogate Key</b>			
LOCATION_KEY	Location Dimension Surrogate Key		Populated from the B1_LOCATION_SEQ sequence.
<b>Natural Keys</b>			
SRC_LOCATION_ID	Source Location ID	W1_NODE.NODE_ID	
<b>Attributes</b>			

Target Field	Description	Source Field	Transformation Logic
LOCATION_INFO	Location Information	W1_NODE.DESCR100	<b>Note:</b> Customize this field to override the value provided out-of-the-box.
LOCATION_TYPE_CD	Location Type Code	W1_NODE.NODE_TYPE_CD	
LOCATION_TYPE_DESCR	Location Type Description	W1_NODE_TYPE_L.DESCR100	
LOCATION_CLASS_CD	Location Class Code	W1_NODE.LOCATION_CLASS_FLG	
LOCATION_CLASS_DESCR	Location Class Description	CL_LOOKUP_VAL_L.DESCR_OVRD  CL_LOOKUP_VAL_L.DESCR	Populated with the description from the Lookup Language table for the lookup field LOCATION_CLASS_FLG.  If an override description is not available, regular description is extracted
LOCATION_TYPE_CLASS_CD	Location Type Class Code	W1_NODE_TYPE.NODE_CLASS_FLG	
LOCATION_TYPE_CLASS_DESCR	Location Type Class Description	CL_LOOKUP_VAL_L.DESCR_OVRD  CL_LOOKUP_VAL_L.DESCR	This field is populated with the description from the Lookup Language table for the lookup field NODE_CLASS_FLG.  If an override description is not available, regular description is extracted.
LOCATION_CATEGORY	Location Category		This field is populated with: <ul style="list-style-type: none"> <li>• A - if the location is an Asset Location</li> <li>• S - if the location is a Storeroom</li> <li>• O - if the location is an Organization</li> </ul>
CRITICALITY_VAL	Asset Criticality Flag	W1_NODE.CRITICALITY_FLG	This field is populated with the location's actual criticality.

Target Field	Description	Source Field	Transformation Logic
CRITICALITY_BKT_ST_RANGE	Asset Criticality Bucket Start Range	F1_BKT_CONFIG_VAL.BKT_START_RANGE	<p>This field is populated with the start range of the criticality bucket for which this asset's criticality falls into. It goes hand in hand with the Asset Criticality Bucket End Range to constitute the actual bucket range the asset's criticality falls into.</p> <p><b>Note:</b> See <b>Configuring Source</b> in the <i>Oracle Utilities Analytics Warehouse Installation and Configuration Guide</i> for details about how to configure the buckets.</p>
CRITICALITY_BKT_ED_RANGE	Asset Criticality Bucket End Range	F1_BKT_CONFIG_VAL.BKT_END_RANGE	<p>This field is populated with the end range of the criticality bucket for which this asset's criticality falls into. It goes hand in hand with the Asset Criticality Bucket Start Range to constitute the actual bucket range the asset's criticality falls into.</p> <p><b>Note:</b> See <b>Configuring Source</b> in the <i>Oracle Utilities Analytics Warehouse Installation and Configuration Guide</i> for details about how to configure the buckets.</p>
CRITICALITY_BKT_DESCR	Asset Criticality Bucket Description	F1_BKT_CONFIG_VAL.L.DESCR	<p>This field is populated with the description of the criticality bucket for which the location's criticality falls into.</p> <p><b>Note:</b> See <b>Configuring Source</b> in the <i>Oracle Utilities Analytics Warehouse Installation and Configuration Guide</i> for details about how to configure the buckets.</p>

Target Field	Description	Source Field	Transformation Logic
CRITICALITY_CAT_CD	Location Criticality Category Code	F1_BKT_CONFIG_VAL.BKT_VAL_TYPE_CD	<p>This field is populated with the category of the Criticality Bucket for which this location's criticality falls into.</p> <p>Examples of criticality category are 'Critical', 'High', 'Medium', and 'Low'.</p> <p><b>Note:</b> See <b>Configuring Source</b> in the <i>Oracle Utilities Analytics Warehouse Installation and Configuration Guide</i> for details about how to configure the buckets.</p>
CRITICALITY_CAT_DESCR	Location Criticality Category Description	CI_LOOKUP_VAL_L.DE SCR_OVRD  CI_LOOKUP_VAL_L.DE SCR	<p>This field is populated with the description from the Lookup Language table for the lookup field CRIT_CAT_FLG. If override description is not available, regular description is extracted</p> <p><b>Note:</b> See <b>Configuring Source</b> in the <i>Oracle Utilities Analytics Warehouse Installation and Configuration Guide</i> for details about how to configure the buckets.</p>
ENV_RATING	Environment Rating		<p>This field is populated with the Environment Rating retrieved from the location's characteristic of type "Environment Rating (W1-ENVRT)".</p>
RCM_SYSTEM_CD	RCM System Code	W1_NODE.RCM_SYSTEM_FLG	
RCM_SYSTEM_DESCR	RCM System Description		<p>If an override description is not available, regular description is extracted.</p>
PARENT_LOCATION_LVL1_CD	Parent Location Level 1 Code	W1_NODE.PARENT_NO DE_ID	<p>This field is populated with the location ID of the parent of the current location.</p>
PARENT_LOCATION_LVL1_DESCR	Parent Location Level 1 Description	W1_NODE.DESCR100	<p>This field is populated with the description of parent 1 location.</p>
PARENT_LOCATION_LVL2_CD	Parent Location Level 2 Code	W1_NODE.PARENT_NO DE_ID	<p>This field is populated with the location ID of the parent of the current location.</p>

Target Field	Description	Source Field	Transformation Logic
PARENT_LOCATION_LV L2_DESCR	Parent Location Level 2 Description	W1_NODE.DESCR100	This field is populated with the description of parent 2 location.
PARENT_LOCATION_LV L3_CD	Parent Location Level 3 Code	W1_NODE.PARENT_NO DE_ID	This field is populated with the location ID of the parent of the current location.
PARENT_LOCATION_LV L3_DESCR	Parent Location Level 3 Description	W1_NODE.DESCR100	This field is populated with the description of parent 3 location.
PARENT_LOCATION_LV L4_CD	Parent Location Level 4 Code	W1_NODE.PARENT_NO DE_ID	This field is populated with the location ID of the parent of the current location.
PARENT_LOCATION_LV L4_DESCR	Parent Location Level 4 Description	W1_NODE.DESCR100	This field is populated with the description of parent 4 location.
PARENT_LOCATION_LV L5_CD	Parent Location Level 5 Code	W1_NODE.PARENT_NO DE_ID	This field is populated with the location ID of the parent of the current location.
PARENT_LOCATION_LV L5_DESCR	Parent Location Level 5 Description	W1_NODE.DESCR100	This field is populated with the description of parent 5 location.
PARENT_LOCATION_LV L6_CD	Parent Location Level 6 Code	W1_NODE.PARENT_NO DE_ID	This field is populated with the location ID of the parent of the current location.
PARENT_LOCATION_LV L6_DESCR	Parent Location Level 6 Description	W1_NODE.DESCR100	This field is populated with the description of parent 6 location.
PARENT_LOCATION_LV L7_CD	Parent Location Level 7 Code	W1_NODE.PARENT_NO DE_ID	This field is populated with the location ID of the parent of the current location.
PARENT_LOCATION_LV L7_DESCR	Parent Location Level 7 Description	W1_NODE.DESCR100	This field is populated with the description of parent 7 location.
PARENT_LOCATION_LV L8_CD	Parent Location Level 8 Code	W1_NODE.PARENT_NO DE_ID	This field is populated with the location ID of the parent of the current location.
PARENT_LOCATION_LV L8_DESCR	Parent Location Level 8 Description	W1_NODE.DESCR100	This field is populated with the description of parent 8 location.
PARENT_LOCATION_LV L9_CD	Parent Location Level 9 Code	W1_NODE.PARENT_NO DE_ID	This field is populated with the location ID of the parent of the current location.
PARENT_LOCATION_LV L9_DESCR	Parent Location Level 9 Description	W1_NODE.DESCR100	This field is populated with the description of parent 9 location.

Target Field	Description	Source Field	Transformation Logic
PARENT_LOCATION_LV L10_CD	Parent Location Level 10 Code	W1_NODE.PARENT_NO DE_ID	This field is populated with the location ID of the parent of the current location.
PARENT_LOCATION_LV L10_DESCR	Parent Location Level 10 Description	W1_NODE.DESCR100	This field is populated with the description of parent 10 location.
<b>User Defined Attributes</b>			
UDF1_CD	User Defined Field 1 Code		
UDF1_DESCR	User Defined Field 1 Description		
UDF2_CD	User Defined Field 2 Code		
UDF2_DESCR	User Defined Field 2 Description		
UDF3_CD	User Defined Field 3 Code		
UDF3_DESCR	User Defined Field 3 Description		
UDF4_CD	User Defined Field 4 Code		
UDF4_DESCR	User Defined Field 4 Description		
UDF5_CD	User Defined Field 5 Code		
UDF5_DESCR	User Defined Field 5 Description		
UDF6_CD	User Defined Field 6 Code		
UDF6_DESCR	User Defined Field 6 Description		
UDF7_CD	User Defined Field 7 Code		
UDF7_DESCR	User Defined Field 7 Description		
UDF8_CD	User Defined Field 8 Code		
UDF8_DESCR	User Defined Field 8 Description		
UDF9_CD	User Defined Field 9 Code		
UDF9_DESCR	User Defined Field 9 Description		
UDF10_CD	User Defined Field 10 Code		
UDF10_DESCR	User Defined Field 10 Description		
UDF11_CD	User Defined Field 11 Code		



Target Field	Description	Source Field	Transformation Logic
UDF11_DESCR	User Defined Field 11 Description		
UDF12_CD	User Defined Field 12 Code		
UDF12_DESCR	User Defined Field 12 Description		
UDF13_CD	User Defined Field 13 Code		
UDF13_DESCR	User Defined Field 13 Description		
UDF14_CD	User Defined Field 14 Code		
UDF14_DESCR	User Defined Field 14 Description		
UDF15_CD	User Defined Field 15 Code		
UDF15_DESCR	User Defined Field 15 Description		
UDF1_NUM	User Defined Field 1 Number		
UDF2_NUM	User Defined Field 2 Number		
UDF3_NUM	User Defined Field 3 Number		
UDF4_NUM	User Defined Field 4 Number		
UDF5_NUM	User Defined Field 5 Number		
UDF6_NUM	User Defined Field 6 Number		
UDF7_NUM	User Defined Field 7 Number		
UDF8_NUM	User Defined Field 8 Number		
UDF9_NUM	User Defined Field 9 Number		
UDF10_NUM	User Defined Field 10 Number		
UDF1_DATE	User Defined Field 1 Date		
UDF2_DATE	User Defined Field 2 Date		
UDF3_DATE	User Defined Field 3 Date		
UDF4_DATE	User Defined Field 4 Date		
UDF5_DATE	User Defined Field 5 Date		

Target Field	Description	Source Field	Transformation Logic
UDF6_DATE	User Defined Field 6 Date		
UDF7_DATE	User Defined Field 7 Date		
UDF8_DATE	User Defined Field 8 Date		
UDF9_DATE	User Defined Field 9 Date		
UDF10_DATE	User Defined Field 10 Date		
FLEXFIELD1	Flex Field 1		
FLEXFIELD2	Flex Field 2		
FLEXFIELD3	Flex Field 3		
FLEXFIELD4	Flex Field 4		
FLEXFIELD5	Flex Field 5		
FLEXFIELD6	Flex Field 6		
FLEXFIELD7	Flex Field 7		
FLEXFIELD8	Flex Field 8		
FLEXFIELD9	Flex Field 9		
FLEXFIELD10	Flex Field 10		
<b>Data Load Attributes</b>			
UPDATE_DTTM	Update Date and Time		
EFF_START_DTTM	Effective Start Date/Time		
EFF_END_DTTM	Effective End Date/Time		
DATA_LOAD_DTTM	Data Load Date/Time		This field is populated with the load timestamp value.
DATA_SOURCE_IND	Data Source Indicator	CI_INSTALLATION.ENV_ID	This field is populated with the DSI value on the source product instance configuration.  The table is populated as part of the initial setup and the DSI value is extracted from the environment ID of the source system.
JOB_NBR	Job Number		This field is populated with the ODI job execution session number.

## Service History Type

Extracts the service history types and the respective category details from the source system.

### Properties

Property	Value
Target Table	CD_SERVICE_HIST_TYPE
Table Type	Dimension
SCD Type	Type 1
Source System Driver Table	W1_SVC_HIST_TYPE
ODI Package	B1_PKG_CD_SERVICE_HIST_TYPE
ETL View	B1_D_SERVICE_HIST_TYPE_VW

### Fields

Target Field	Description	Source Field	Transformation Logic
<b>Surrogate Key</b>			
SERVICE_HIST_TYPE_KEY	Service History Type Dimension Surrogate Key		This field is populated from the B1_SERVICE_HIST_TYPE_SEQ sequence.
<b>Natural Keys</b>			
SERVICE_HIST_TYPE_CD	Service History Type Code	W1_SVC_HIST_TYPE.SV C_HIST_TYPE_CD	
<b>Attributes</b>			
SERVICE_HIST_TYPE_DESCR	Service History Type Description	W1_SVC_HIST_TYPE.L. DESCR100	
SERVICE_HIST_CAT_CD	Service History Category Code	W1_SVC_HIST_TYPE.SV C_HIST_CATEGORY_FLG	
SERVICE_HIST_CAT_DESCR	Service History Category Description	CI_LOOKUP_VAL_L.DE SCR_OVRD  CI_LOOKUP_VAL_L.DE SCR	This field is populated with description from the Lookup Language table for the SVC_HIST_CATEGORY_FLG lookup field.  If an override description is not available, regular description is extracted.

Target Field	Description	Source Field	Transformation Logic
<b>User Defined Attributes</b>			
UDF1_CD	User Defined Field 1 Code		
UDF1_DESCR	User Defined Field 1 Description		
UDF2_CD	User Defined Field 2 Code		
UDF2_DESCR	User Defined Field 2 Description		
UDF3_CD	User Defined Field 3 Code		
UDF3_DESCR	User Defined Field 3 Description		
UDF4_CD	User Defined Field 4 Code		
UDF4_DESCR	User Defined Field 4 Description		
UDF5_CD	User Defined Field 5 Code		
UDF5_DESCR	User Defined Field 5 Description		
UDF6_CD	User Defined Field 6 Code		
UDF6_DESCR	User Defined Field 6 Description		
UDF7_CD	User Defined Field 7 Code		
UDF7_DESCR	User Defined Field 7 Description		
UDF8_CD	User Defined Field 8 Code		
UDF8_DESCR	User Defined Field 8 Description		
UDF9_CD	User Defined Field 9 Code		
UDF9_DESCR	User Defined Field 9 Description		
UDF10_CD	User Defined Field 10 Code		
UDF10_DESCR	User Defined Field 10 Description		
<b>Data Load Attributes</b>			
UPDATE_DTTM	Update Date and Time		
DATA_LOAD_DTTM	Data Load Date/Time		This field is populated with the load timestamp value.

---

Target Field	Description	Source Field	Transformation Logic
DATA_SOURCE_IND	Data Source Indicator	CL_INSTALLATION.ENV_ID	<p>This field is populated with the DSI value on the source product instance configuration.</p> <p>The table is populated as part of the initial setup and the DSI value is extracted from the environment ID of the source system.</p>
JOB_NBR	Job Number		This field is populated with the ODI job execution session number.

---

---

## User Defined Dimensions

A user defined dimension (UDD) is a means of extension for an existing fact. These dimensions have a foreign key reference to a fact; however no out-of-box ETL is delivered. Customers can define an ODI ETL process to populate these dimensions with the source data as per their requirement. Each fact is provided with two such user defined dimensions. For details about extending using UDDs, refer to the *Oracle Utilities Analytics Warehouse Developer's Guide*.

All user defined dimensions have the same structure. The only technical difference is the column name of the primary key, which follows the pattern of using the fact for which it is linked to.

Below is the structure of the **Fields** table which is common for all user defined dimensions.

## Fields

Target Field	Description
<b>Surrogate Key</b>	
<Fact_name_prefix>_UDDn_KEY	<Fact name> User Defined Dimension n Dimension Surrogate Key
For example: The surrogate key for Location Snapshot UDD is LOCATION_SNAP_UDD1_KEY	For example: Location Snapshot User Defined Dimension 1 Dimension Surrogate Key
<b>Natural Keys</b>	
UDD1_CD	User Defined Dimension 1 Code
<b>Attributes</b>	
UDD1_DESCR	User Defined Dimension 1 Description
<b>User Defined Attributes</b>	
UDF1_CD	User Defined Field 1 Code
UDF1_DESCR	User Defined Field 1 Description
UDF2_CD	User Defined Field 2 Code
UDF2_DESCR	User Defined Field 2 Description
UDF3_CD	User Defined Field 3 Code
UDF3_DESCR	User Defined Field 3 Description
UDF4_CD	User Defined Field 4 Code
UDF4_DESCR	User Defined Field 4 Description
UDF5_CD	User Defined Field 5 Code
UDF5_DESCR	User Defined Field 5 Description
UDF6_CD	User Defined Field 6 Code
UDF6_DESCR	User Defined Field 6 Description
UDF7_CD	User Defined Field 7 Code
UDF7_DESCR	User Defined Field 7 Description
UDF8_CD	User Defined Field 8 Code
UDF8_DESCR	User Defined Field 8 Description
UDF9_CD	User Defined Field 9 Code
UDF9_DESCR	User Defined Field 9 Description
UDF10_CD	User Defined Field 10 Code
UDF10_DESCR	User Defined Field 10 Description
UDF11_CD	User Defined Field 11 Code

<b>Target Field</b>	<b>Description</b>
UDF11_DESCR	User Defined Field 11 Description
UDF12_CD	User Defined Field 12 Code
UDF12_DESCR	User Defined Field 12 Description
UDF13_CD	User Defined Field 13 Code
UDF13_DESCR	User Defined Field 13 Description
UDF14_CD	User Defined Field 14 Code
UDF14_DESCR	User Defined Field 14 Description
UDF15_CD	User Defined Field 15 Code
UDF15_DESCR	User Defined Field 15 Description
UDF16_CD	User Defined Field 16 Code
UDF16_DESCR	User Defined Field 16 Description
UDF17_CD	User Defined Field 17 Code
UDF17_DESCR	User Defined Field 17 Description
UDF18_CD	User Defined Field 18 Code
UDF18_DESCR	User Defined Field 18 Description
UDF19_CD	User Defined Field 19 Code
UDF19_DESCR	User Defined Field 19 Description
UDF20_CD	User Defined Field 20 Code
UDF20_DESCR	User Defined Field 20 Description
UDF21_CD	User Defined Field 21 Code
UDF21_DESCR	User Defined Field 21 Description
UDF22_CD	User Defined Field 22 Code
UDF22_DESCR	User Defined Field 22 Description
UDF23_CD	User Defined Field 23 Code
UDF23_DESCR	User Defined Field 23 Description
UDF24_CD	User Defined Field 24 Code
UDF24_DESCR	User Defined Field 24 Description
UDF25_CD	User Defined Field 25 Code
UDF25_DESCR	User Defined Field 25 Description
UDF26_CD	User Defined Field 26 Code
UDF26_DESCR	User Defined Field 26 Description
UDF27_CD	User Defined Field 27 Code
UDF27_DESCR	User Defined Field 27 Description



<b>Target Field</b>	<b>Description</b>
UDF28_CD	User Defined Field 28 Code
UDF28_DESCR	User Defined Field 28 Description
UDF29_CD	User Defined Field 29 Code
UDF29_DESCR	User Defined Field 29 Description
UDF30_CD	User Defined Field 30 Code
UDF30_DESCR	User Defined Field 30 Description
UDF31_CD	User Defined Field 31 Code
UDF31_DESCR	User Defined Field 31 Description
UDF32_CD	User Defined Field 32 Code
UDF32_DESCR	User Defined Field 32 Description
UDF33_CD	User Defined Field 33 Code
UDF33_DESCR	User Defined Field 33 Description
UDF34_CD	User Defined Field 34 Code
UDF34_DESCR	User Defined Field 34 Description
UDF35_CD	User Defined Field 35 Code
UDF35_DESCR	User Defined Field 35 Description
UDF36_CD	User Defined Field 36 Code
UDF36_DESCR	User Defined Field 36 Description
UDF37_CD	User Defined Field 37 Code
UDF37_DESCR	User Defined Field 37 Description
UDF38_CD	User Defined Field 38 Code
UDF38_DESCR	User Defined Field 38 Description
UDF39_CD	User Defined Field 39 Code
UDF39_DESCR	User Defined Field 39 Description
UDF40_CD	User Defined Field 40 Code
UDF40_DESCR	User Defined Field 40 Description
UDF41_CD	User Defined Field 41 Code
UDF41_DESCR	User Defined Field 41 Description
UDF42_CD	User Defined Field 42 Code
UDF42_DESCR	User Defined Field 42 Description
UDF43_CD	User Defined Field 43 Code
UDF43_DESCR	User Defined Field 43 Description
UDF44_CD	User Defined Field 44 Code

<b>Target Field</b>	<b>Description</b>
UDF44_DESCR	User Defined Field 44 Description
UDF45_CD	User Defined Field 45 Code
UDF45_DESCR	User Defined Field 45 Description
UDF46_CD	User Defined Field 46 Code
UDF46_DESCR	User Defined Field 46 Description
UDF47_CD	User Defined Field 47 Code
UDF47_DESCR	User Defined Field 47 Description
UDF48_CD	User Defined Field 48 Code
UDF48_DESCR	User Defined Field 48 Description
UDF49_CD	User Defined Field 49 Code
UDF49_DESCR	User Defined Field 49 Description
UDF50_CD	User Defined Field 50 Code
UDF50_DESCR	User Defined Field 50 Description
UDL1_CD	User Defined Field Long 1 Code
UDL1_DESCR	User Defined Field Long 1 Description
UDL2_CD	User Defined Field Long 2 Code
UDL2_DESCR	User Defined Field Long 2 Description
UDL3_CD	User Defined Field Long 3 Code
UDL3_DESCR	User Defined Field Long 3 Description
UDL4_CD	User Defined Field Long 4 Code
UDL4_DESCR	User Defined Field Long 4 Description
UDL5_CD	User Defined Field Long 5 Code
UDL5_DESCR	User Defined Field Long 5 Description
COMMENT1	Comment 1
COMMENT2	Comment 2
COMMENT3	Comment 3
COMMENT4	Comment 4
COMMENT5	Comment 5
<b>Data Load Attributes</b>	
EFF_START_DTTM	Effective Start Date/Time
EFF_END_DTTM	Effective End Date/Time
DATA_LOAD_DTTM	Data Load Date/Time

Target Field	Description
DATA_SOURCE_IND	Data Source Indicator
JOB_NBR	Job Number

## Activity UDD1 Dimension

Property	Value
Target Table	CD_WO_ACTIVITY_UDD1
Table Type	Dimension
SCD Type	Type 2

## Activity UDD2 Dimension

Property	Value
Target Table	CD_WO_ACTIVITY_UDD2
Table Type	Dimension
SCD Type	Type 2

## Asset FT UDD1 Dimension

Property	Value
Target Table	CD_ASSET_FT_UDD1
Table Type	Dimension
SCD Type	Type 2

## Asset FT UDD2 Dimension

Property	Value
Target Table	CD_ASSET_FT_UDD2
Table Type	Dimension
SCD Type	Type 2

## Asset Snapshot UDD1 Dimension

Property	Value
Target Table	CD_ASSET_SNAP_UDD1
Table Type	Dimension
SCD Type	Type 2

## Asset Snapshot UDD2 Dimension

Property	Value
Target Table	CD_ASSET_SNAP_UDD2
Table Type	Dimension
SCD Type	Type 2

## Location Snapshot UDD1 Dimension

Property	Value
Target Table	CD_LOCATION_SNAP_UDD1
Table Type	Dimension
SCD Type	Type 2

---

## Location Snapshot UDD2 Dimension

Property	Value
Target Table	CD_LOCATION_SNAP_UDD2
Table Type	Dimension
SCD Type	Type 2

## Work Order UDD1 Dimension

Property	Value
Target Table	CD_WO_UDD1
Table Type	Dimension
SCD Type	Type 2

## Work Order UDD2 Dimension

Property	Value
Target Table	CD_WO_UDD2
Table Type	Dimension
SCD Type	Type 2

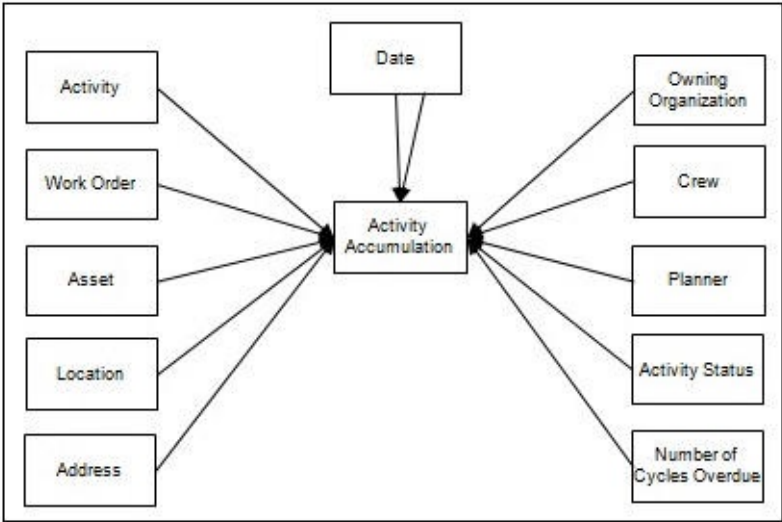
# Facts

**Important!** As of the 2.7.0.1 release, materialized views are removed from Oracle Utilities Analytics Warehouse.

# Activity

An accumulation of activities associated to work orders in the source system, with a refresh of certain measures on a day-to-day basis.

## Entity Relationship Diagram



## Properties

Property	Value
Target Table Name	CF_WO_ACTIVITY
Table Type	Fact
Fact Type	Accumulation
Source System Driver Table	W1_ACTIVITY
ODI Package Name	B1_PKG_CF_WO_ACTIVITY
ETL View Name	B1_F_WO_ACTIVITY_KVW

## Fields

Target Field	Description	Source Field	Transformation Logic
<b>Surrogate Key</b>			
WO_ACTIVITY_KEY	Activity Surrogate Key		This field is populated from the B1_F_WO_ACTIVITY_SEQ sequence.
<b>Natural Keys</b>			
SRC_ACTIVITY_ID	Source Activity ID	W1_ACTIVITY.ACT_ID	
<b>Measures</b>			
NBR_DAYS_OVERDUE	Number of Days Overdue		<p>This field is calculated for non-finalized activities with Calendar Anniversary/Interval trigger types.</p> <p>If the original work date has been crossed, the measure is calculated as the difference between the current date and the original work date.</p>
NBR_CYC_OVERDUE	Number of Cycles Overdue		<p>This field is calculated based on the number of days overdue and the trigger frequency.</p> <p>Trigger frequency is determined in days based on the information on the maintenance trigger.</p>
PLANNED_DUR	Planned Duration		This field is calculated (in hours) based on the duration on the activity's non-canceled labor resource requirements.
FACT_CNT	Count		This field is populated with the standard value of '1'.
<b>Degenerate Dimensions</b>			
TRIGGER_TYPE_CD	Trigger Type Flag	W1_MAINT_TRIGGER.TRIGGER_TYPE_FLG	This field is populated with the trigger type of the maintenance trigger of the activity.
TRIGGER_TYPE_DESCR	Trigger Type Flag Description	CI_LOOKUP_VAL_L.DE SCR_OVRD  CI_LOOKUP_VAL_L.DE SCR	<p>This field is populated with the description of the trigger type from Lookup Language table for TRIGGER_TYPE_FLG lookup field.</p> <p>If an override description is not available, the regular description is extracted.</p>

Target Field	Description	Source Field	Transformation Logic
SCHEDULED_IND	Scheduled Indicator		If at least one labor resource requirement is scheduled in a shift, this field is populated with '1'. Else, it is set to '0'.
BREAK_IN_IND	Break-in Indicator		If at least one labor resource booked time on this activity but the work spent is not scheduled in a shift, this field is set to 1. Else, it is set to 0.  <b>Note:</b> This field is refreshed if any changes to timesheets occur.
NO_COST_IND	No Cost Indicator		No Cost Indicator is determined by summing the amount of frozen FTs associated with the activity.  If the sum is '0', this field is set to '1'. Else, it is set to '0'.  <b>Note:</b> This field is refreshed if any changes to timesheets occur.
NO_LABOR_IND	No Labor Indicator		The No Labor Indicator is used to indicate if any labor resources are used for this activity. It is determined by looking for any posted timesheet details for the activity that has resource requirements of Craft.  <b>Note:</b> This field is refreshed if any changes to timesheets occur.
ORIGINAL_WORK_DT	Original Work Date	W1_ACTIVITY. ORIGINAL_WORK_DT	This field is populated based on the original work date of the activity.
REQUIRED_BY_DT	Required By Date	W1_ACTIVITY. REQUIRED_BY_DT	This field is populated based on the required date of the activity.
<b>Foreign Keys</b>			
WO_KEY	Work Order Dimension Surrogate Key	W1_ACTIVITY.WO_ID	This is populated with the foreign key of the Work Order dimension based on the work order of the activity.



Target Field	Description	Source Field	Transformation Logic
WO_ACTIVITY_D_KEY	Activity Dimension Surrogate Key	W1_ACTIVITY.ACT_ID	This field is populated with the foreign key of the Work Activity dimension for this activity.
UTIL_ASSET_KEY	Utility Asset Dimension Surrogate Key	W1_ACTIVITY. ASSET_ID	This field is populated with the foreign key of the Utility Asset dimension based on the asset associated with this activity.
LOCATION_KEY	Location Dimension Surrogate Key	W1_ACTIVITY.NODE_I D	This field is populated with the foreign key of the Location dimension based on the node associated with this activity.
ADDR_KEY	Address Dimension Surrogate Key	W1_ACTIVITY.NODE_I D	This field is populated with the foreign key of the Address dimension based on the node associated with this activity.
OWNING_ORG_KEY	Owning Organization Dimension Surrogate Key	W1_ACTIVITY. OWNING_ACCESS_GRP _CD	This field is populated with the foreign key of the Owning Organization dimension based on the owning access group code associated with this activity.
CREW_KEY	Crew Dimension Surrogate Key	W1_TIMESHEET_DETAI L.W1_CREW_ID  W1_CREW_SHIFT.W1_C REW_ID  W1_ACTIVITY.W1_CRE W_ID	This field is populated with the foreign key of the Crew dimension based on the crew associated with the activity.  The crew is determined by one of the following: <ul style="list-style-type: none"> <li>Looking up the crew via the time sheet detail associated with the activity.</li> <li>Looking into the crew shifts associated with the activity's resource requirements.</li> <li>Looking up the recommended crew on the activity.</li> </ul>
W_PLANNER_KEY	Planner Dimension Surrogate Key	W1_ACTIVITY. PLANNER_CD	This field is populated with the foreign key of the Planner dimension based on the planner code associated with this activity.
ORIGINAL_WORK_DT_KEY	Original Work Date Key	W1_ACTIVITY. ORIGINAL_WORK_DT	This field is populated from the Date table based on original work date populated into the Original Work Date field.

Target Field	Description	Source Field	Transformation Logic
REQUIRED_BY_DT_KEY	Required By Date Key	W1_ACTIVITY. REQUIRED_BY_DT	This field is populated from the Date table based on the required by date populated into the Required By Date field.
NUM_CYC_OD_KEY	Number of Cycles Overdue Dimension Surrogate Key		This field is populated from the Number of Cycles Overdue table based on the number of cycles overdue start/end bucket range.
WO_ACTIVITY_STATUS_ KEY	Activity BO Status Dimension Surrogate Key	W1_ACTIVITY.BUS_OBJ_ CD  W1_ACTIVITY.BO_STAT US_CD  W1_ACTIVITY.BO_STAT US_REASON_CD	This field is populated from the Activity table based on the BO code, status, and reason associated with the current activity ID.
WO_ACTIVITY_UDD1_ KEY	Activity User Defined Dimension 1 Surrogate Key		
WO_ACTIVITY_UDD2_ KEY	Activity User Defined Dimension 2 Surrogate Key		
<b>User Defined Attributes</b>			
UDM1	User Defined Measure 1		
UDM2	User Defined Measure 2		
UDM3	User Defined Measure 3		
UDM4	User Defined Measure 4		
UDM5	User Defined Measure 5		
UDM6	User Defined Measure 6		
UDM7	User Defined Measure 7		
UDM8	User Defined Measure 8		
UDM9	User Defined Measure 9		
UDM10	User Defined Measure 10		
UDM11	User Defined Measure 11		
UDM12	User Defined Measure 12		
UDM13	User Defined Measure 13		
UDM14	User Defined Measure 14		
UDM15	User Defined Measure 15		
UDM16	User Defined Measure 16		
UDM17	User Defined Measure 17		

Target Field	Description	Source Field	Transformation Logic
UDM18	User Defined Measure 18		
UDM19	User Defined Measure 19		
UDM20	User Defined Measure 20		
UDDGEN1	User Defined Degenerate Dimension 1		
UDDGEN2	User Defined Degenerate Dimension 2		
UDDGEN3	User Defined Degenerate Dimension 3		
UDDGEN4	User Defined Degenerate Dimension 4		
UDDGEN5	User Defined Degenerate Dimension 5		
UDDGEN6	User Defined Degenerate Dimension 6		
UDDGEN7	User Defined Degenerate Dimension 7		
UDDGEN8	User Defined Degenerate Dimension 8		
UDDGEN9	User Defined Degenerate Dimension 9		
UDDGEN10	User Defined Degenerate Dimension 10		
UDDGENL1	User Defined Long Degenerate Dimension 1		
UDDGENL2	User Defined Long Degenerate Dimension 2		
UDDGENL3	User Defined Long Degenerate Dimension 3		
UDDGENL4	User Defined Long Degenerate Dimension 4		
UDDGENL5	User Defined Long Degenerate Dimension 5		
UDDGENL6	User Defined Long Degenerate Dimension 6		
UDDGENL7	User Defined Long Degenerate Dimension 7		
UDDGENL8	User Defined Long Degenerate Dimension 8		

Target Field	Description	Source Field	Transformation Logic
UDDGENL9	User Defined Long Degenerate Dimension 9		
UDDGENL10	User Defined Long Degenerate Dimension 10		
UDDFK1_KEY	User Defined Dimension Foreign Key 1		
UDDFK2_KEY	User Defined Dimension Foreign Key 2		
UDDFK3_KEY	User Defined Dimension Foreign Key 3		
UDDFK4_KEY	User Defined Dimension Foreign Key 4		
UDDFK5_KEY	User Defined Dimension Foreign Key 5		
UDDFK6_KEY	User Defined Dimension Foreign Key 6		
UDDFK7_KEY	User Defined Dimension Foreign Key 7		
UDDFK8_KEY	User Defined Dimension Foreign Key 8		
UDDFK9_KEY	User Defined Dimension Foreign Key 9		
UDDFK10_KEY	User Defined Dimension Foreign Key 10		
UD_DATE1	User Defined Field Date 1		
UD_DATE2	User Defined Field Date 2		
UD_DATE3	User Defined Field Date 3		
UD_DATE4	User Defined Field Date 4		
UD_DATE5	User Defined Field Date 5		
UD_DATE1_KEY	User Defined Field Date Key 1		
UD_DATE2_KEY	User Defined Field Date Key 2		
UD_DATE3_KEY	User Defined Field Date Key 3		
UD_DATE4_KEY	User Defined Field Date Key 4		
UD_DATE5_KEY	User Defined Field Date Key 5		

---

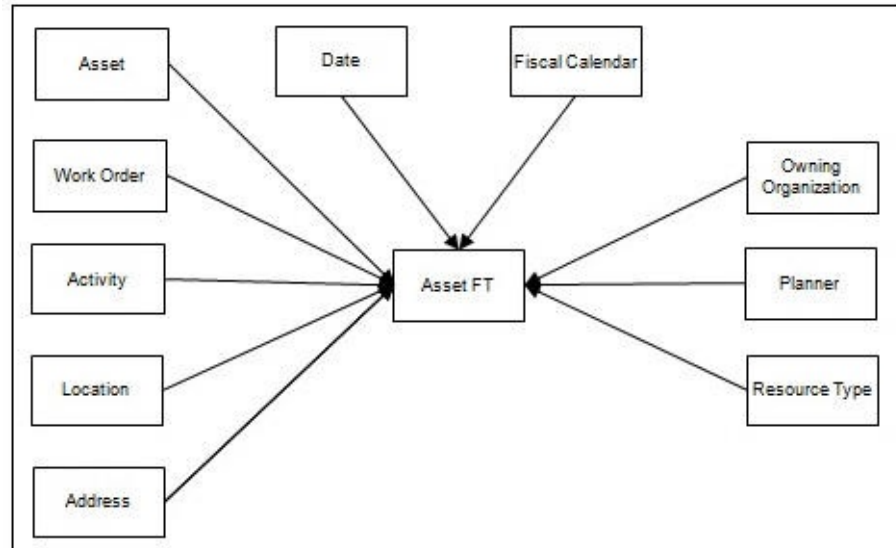
Target Field	Description	Source Field	Transformation Logic
<b>Data Load Attributes</b>			
DATA_SOURCE_IND	Data Source Indicator	CL_INSTALLATION.ENV_ID	<p>This field is populated with the DSI value on the source product instance configuration.</p> <p>The table is populated as part of the initial setup and the DSI value is extracted from the environment ID of the source system.</p>
JOB_NBR	Job Number		This field is populated with the ODI job execution session number.

---

## Asset FT

An accumulation of every financial transactions of an asset. It captures the financial information at the FT and asset level.

### Entity Relationship Diagram



### Properties

Property	Value
Target Table Name	CF_ASSET_FT
Table Type	Fact
Fact Type	Accumulation
Source System Driver Table	W1_FT W1_ACTIVITY W1_ASSET
ODI Package Name	B1_PKG_CF_ASSET_FT
ETL View Name	n/a

### Fields

Target Field	Description	Source Field	Transformation Logic
<b>Surrogate Key</b>			
ASSET_FT_KEY	Asset FT Fact Surrogate Key		This field is populated from the B1_ASSET_FT_SEQ sequence.

Target Field	Description	Source Field	Transformation Logic
<b>Natural Keys</b>			
SRC_FT_ID	Source FT ID	W1_FT.W1_FT_ID	
SRC_ASSET_ID	Source Utility Asset ID	W1_ACTIVITY_ASSET.ASSET_ID	
<b>Measures</b>			
PM_LABOR_HRS	PM Labor Hours		<p>If the work order associated with this FT is for Preventive Maintenance, this field is populated with the labor hours associated with the FT's timesheet detail prorated by the asset's percentage in the cost distribution.</p> <p>The field is mutually exclusive with CM Labor Hours.</p> <p>Labor Hours = Hours in Timesheet Detail * Asset share percentage on FT Activity</p>
CM_LABOR_HRS	CM Labor Hours		<p>If the work order associated with this FT is for Corrective Maintenance, this field is populated with the labor hours associated with this FT's timesheet detail prorated by the asset's percentage in the cost distribution.</p> <p>This field is mutually exclusive with PM Labor Hours.</p> <p>Labor Hours = Hours in Timesheet Detail * Asset share percentage on FT Activity</p>
PM_COST	PM Cost		<p>If the work order associated with this FT is for Preventive Maintenance, this field is populated with the amount associated with this FT prorated by the asset's percentage in the cost distribution.</p> <p>This field is mutually exclusive with CM Cost.</p> <p>Cost = (FT amount * percentage)/100</p>

Target Field	Description	Source Field	Transformation Logic
CM_COST	CM Cost		<p>If the work order associated with this FT is for Corrective Maintenance, this field is populated with the amount associated with this FT prorated by the asset's percentage in the cost distribution.</p> <p>This field is mutually exclusive with PM Cost.</p> <p>Cost = (FT amount * percentage)/100</p>
FACT_CNT	Count		This field is populated with the standard value of '1'.
<b>Degenerate Dimensions</b>			
OVERTIME_IND	Overtime Indicator	W1_TIMESHEET_DETAIL.REG_OVERTIME_FLG	This field is used to indicate if the FT is for overtime work. This is determined by checking the regular/overtime flag on the timesheet detail associated with the FT.
PARTICIPATION_CD	Participation Flag	W1_ACTIVITY_ASSET.PARTICIPATION_FLG	This field is populated based on the participation flag associated with this FT's activity and asset on the activity cost distribution table.
PARTICIPATION_DESCR	Participation Description	CL_LOOKUP_VAL_L.DESCR_OVRD  CL_LOOKUP_VAL_L.DESCR	<p>This field is populated with the description of the participation flag from Lookup Language table for PARTICIPATION_FLG lookup field.</p> <p>If an override description is not available, the regular description is extracted.</p>
ACCOUNTING_DT	Accounting Date	W1_FT.W1_ACCOUNTING_DT	
<b>Foreign Keys</b>			
WO_KEY	Work Order Dimension Surrogate Key	W1_ACTIVITY.WO_ID	This field is populated with the foreign key of the Work Order dimension based on the work order of the activity.



Target Field	Description	Source Field	Transformation Logic
WO_ACTIVITY_KEY	Work Order Activity Dimension Surrogate Key	W1_FT.ACT_ID	This field is populated with the foreign key of the Activity table based on the activity associated with the financial transaction.
UTIL_ASSET_KEY	Utility Asset Dimension Surrogate Key	W1_ACTIVITY_ASSET.ASSET_ID	This field is populated with the foreign key of the Asset table based on the activity associated with the financial transaction.
LOCATION_KEY	Location Dimension Surrogate Key	W1_ACTIVITY.NODE_ID	This field is populated with the foreign key of the Location table based on the node ID associated with the financial transaction.
ADDR_KEY	Address Dimension Surrogate Key	W1_ACTIVITY.NODE_ID	This field is populated with the foreign key of the Address table based on the node ID associated with the financial transaction.
RESRC_TYPE_KEY	Resource Type Dimension Surrogate Key	W1_TIMESHEET_DETAIL.RESRC_TYPE_ID  W1_STOCK_ITEM_DTL.RESRC_TYPE_ID  W1_ODC_DTL.RESRC_TYPE_ID	This field is populated based on the resource type on the timesheet detail of the FT.  If unavailable, the resource type of the material issue line's stock detail is used. Else, the resource type on the ODC details is used.
OWNING_ORG_KEY	Owning Organization Dimension Surrogate Key	W1_ASSET.OWNING_ACCESS_GRP_CD	This field is populated based on the owning access group of the asset.
FISCAL_CAL_KEY	Fiscal Period Dimension Surrogate Key	W1_FT.W1_ACCOUNTING_DT  W1_CALENDAR_PERIOD.W1_CALENDAR_CD  W1_CALENDAR_PERIOD.W1_FISCAL_YEAR  W1_CALENDAR_PERIOD.ACCTG_PERIOD	This field is populated based on the accounting date on the financial transaction. The fiscal calendar record where the accounting date falls into is used.
W_PLANNER_KEY	Planner Dimension Surrogate Key	W1_ACTIVITY.PLANNER_CD	This field is populated based on the planner code associated with the activity ID from the Activity table.

Target Field	Description	Source Field	Transformation Logic
ACCOUNTING_DT_KEY	Accounting Date Key	W1_FT.W1_ACCOUNTING_DT	This field is populated from the Date table based on the date part of the accounting date/time (which is populated into the Accounting Date field).
ASSET_FT_UDD1_KEY	Asset FT User Defined Dimension 1 Surrogate Key		
ASSET_FT_UDD2_KEY	Asset FT User Defined Dimension 2 Surrogate Key		
<b>User Defined Attributes</b>			
UDM1	User Defined Measure 1		
UDM2	User Defined Measure 2		
UDM3	User Defined Measure 3		
UDM4	User Defined Measure 4		
UDM5	User Defined Measure 5		
UDM6	User Defined Measure 6		
UDM7	User Defined Measure 7		
UDM8	User Defined Measure 8		
UDM9	User Defined Measure 9		
UDM10	User Defined Measure 10		
UDM11	User Defined Measure 11		
UDM12	User Defined Measure 12		
UDM13	User Defined Measure 13		
UDM14	User Defined Measure 14		
UDM15	User Defined Measure 15		
UDM16	User Defined Measure 16		
UDM17	User Defined Measure 17		
UDM18	User Defined Measure 18		
UDM19	User Defined Measure 19		
UDM20	User Defined Measure 20		
UDDGEN1	User Defined Degenerate Dimension 1		
UDDGEN2	User Defined Degenerate Dimension 2		

Target Field	Description	Source Field	Transformation Logic
UDDGEN3	User Defined Degenerate Dimension 3		
UDDGEN4	User Defined Degenerate Dimension 4		
UDDGEN5	User Defined Degenerate Dimension 5		
UDDGEN6	User Defined Degenerate Dimension 6		
UDDGEN7	User Defined Degenerate Dimension 7		
UDDGEN8	User Defined Degenerate Dimension 8		
UDDGEN9	User Defined Degenerate Dimension 9		
UDDGEN10	User Defined Degenerate Dimension 10		
UDDGENL1	User Defined Long Degenerate Dimension 1		
UDDGENL2	User Defined Long Degenerate Dimension 2		
UDDGENL3	User Defined Long Degenerate Dimension 3		
UDDGENL4	User Defined Long Degenerate Dimension 4		
UDDGENL5	User Defined Long Degenerate Dimension 5		
UDDGENL6	User Defined Long Degenerate Dimension 6		
UDDGENL7	User Defined Long Degenerate Dimension 7		
UDDGENL8	User Defined Long Degenerate Dimension 8		
UDDGENL9	User Defined Long Degenerate Dimension 9		
UDDGENL10	User Defined Long Degenerate Dimension 10		
UDDFK1_KEY	User Defined Dimension Foreign Key 1		
UDDFK2_KEY	User Defined Dimension Foreign Key 2		

Target Field	Description	Source Field	Transformation Logic
UDDFK3_KEY	User Defined Dimension Foreign Key 3		
UDDFK4_KEY	User Defined Dimension Foreign Key 4		
UDDFK5_KEY	User Defined Dimension Foreign Key 5		
UDDFK5_KEY	User Defined Dimension Foreign Key 5		
UDDFK6_KEY	User Defined Dimension Foreign Key 6		
UDDFK7_KEY	User Defined Dimension Foreign Key 7		
UDDFK8_KEY	User Defined Dimension Foreign Key 8		
UDDFK9_KEY	User Defined Dimension Foreign Key 9		
UDDFK10_KEY	User Defined Dimension Foreign Key 10		
UD_DATE1	User Defined Field Date 1		
UD_DATE2	User Defined Field Date 2		
UD_DATE3	User Defined Field Date 3		
UD_DATE4	User Defined Field Date 4		
UD_DATE5	User Defined Field Date 5		
UD_DATE1_KEY	User Defined Field Date 1 Key		
UD_DATE2_KEY	User Defined Field Date 2 Key		
UD_DATE3_KEY	User Defined Field Date 3 Key		
UD_DATE4_KEY	User Defined Field Date 4 Key		
UD_DATE5_KEY	User Defined Field Date 5 Key		

---

Target Field	Description	Source Field	Transformation Logic
<b>Data Load Attributes</b>			
DATA_SOURCE_IND	Data Source Indicator	CL_INSTALLATION.ENV_ID	This field is populated with the DSI value on the source product instance configuration. The table is populated as part of the initial setup and the DSI value is extracted from the environment ID of the source system.
JOB_NBR	Job Number		This field is populated with the ODI job execution session number.

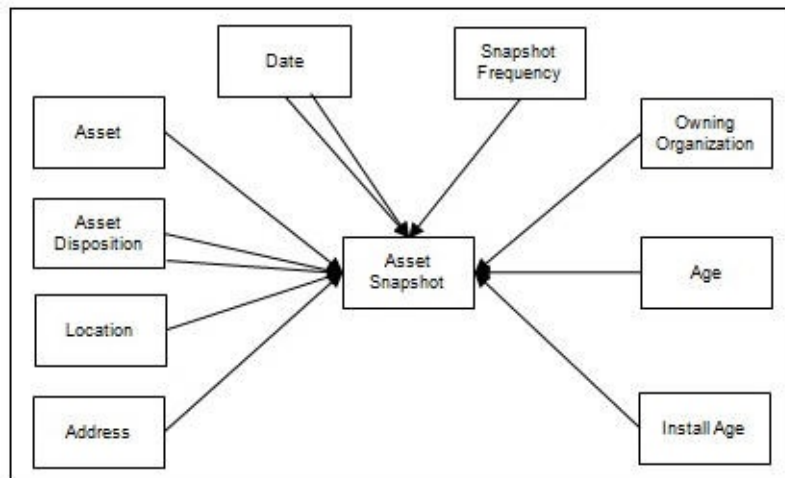
---

## Asset Snapshot

A periodic snapshot of the asset details in the source system. It stores information, such as the asset's disposition at the end of the snapshot, how long the asset has been installed, how old since it was received, and more. Only those assets are extracted whose business object names have been configured as part of the extract parameter setup in source system.

For more details, see **Configuring Source** in the *Oracle Utilities Analytics Warehouse Installation and Configuration Guide*.

## Entity Relationship Diagram



## Properties

Property	Value
Target Table Name	CF_ASSET_SNAP
Table Type	Fact
Fact Type	Snapshot
Source System Driver Table	W1_ASSET
ODI Package Name	B1_PKG_CF_ASSET_SNAP
ETL View Name	n/a

---

**Fields**


---

Target Field	Description	Source Field	Transformation Logic
<b>Surrogate Key</b>			
ASSET_SNAP_KEY	Asset Snapshot Fact Surrogate Key		This field is populated from the B1_ASSET_SNAP_SEQ sequence.
<b>Natural Keys</b>			
SRC_ASSET_ID	Source Asset ID	W1_ASSET.ASSET_ID	
SNAP_TYPE_CD	Snapshot Type Code		This field is populated based on the ETL job configuration.
<b>Measures</b>			
AGE	Age in Days	W1_ASSET_NODE.EFF_DTTM	This field is populated with the asset's age that is calculated as the difference (in days) between the earliest asset disposition date and the snapshot period end date.
INSTALL_AGE	Install Age in Days	W1_ASSET_NODE.ASSET_DPOS_FLG  W1_ASSET_NODE.EFF_DTTM	This field is populated with the asset's install age if the asset disposition at the end of the snapshot is 'Installed' or 'In Service'. It is calculated as the difference (in days) between the latest asset disposition date and the snapshot period end date.
FAIL_CNT_LIFETIME	Count of Failures (Lifetime)		This field is populated with the number of times this asset failed in its lifetime.  The failure count is determined by counting the number of completed/closed high priority, regular work orders that were created against the asset from its very first installation until the snapshot period end date.

---

Target Field	Description	Source Field	Transformation Logic
MTBF_LIFETIME	Mean Time Between Failures (Lifetime)		<p>Mean Time Between Failure is the average length of operating time between failures for an asset.</p> <p>This field is calculated by looking at the total operating hours of the asset divided by the number of failures.</p> <p>Duration (in hours) = Snapshot end date - First installation of the asset</p>
MTTR_LIFETIME	Mean Time to Repair (Lifetime)		<p>Mean Time To Repair is the average time needed to restore an asset to its full operational condition upon a failure.</p> <p>This field is calculated by summing the duration of all asset downtime (in hours) and dividing by the number of failures.</p>
FAIL_CNT_BUCKET1	Count of Failures in Bucket 1		This is the total count of failures that falls within the first configurable bucket range.
FAIL_CNT_BUCKET2	Count of Failures in Bucket 2		This is the total count of failures that falls within the second configurable bucket range.
FAIL_CNT_BUCKET3	Count of Failures in Bucket 3		This is the total count of failures that falls within the third configurable bucket range.
FAIL_CNT_BUCKET4	Count of Failures in Bucket 4		This is the total count of failures that falls within the fourth configurable bucket range.
FAIL_CNT_BUCKET5	Count of Failures in Bucket5		This is the total count of failures that falls within the fifth configurable bucket range.
FAIL_CNT_BUCKET6	Count of Failures in Bucket 6		This is the total count of failures that falls within the sixth configurable bucket range.
FAIL_CNT_BUCKET7	Count of Failures in Bucket 7		This is the total count of failures that falls within the seventh configurable bucket range.



Target Field	Description	Source Field	Transformation Logic
FAIL_CNT_BUCKET8	Count of Failures in Bucket 8		This is the total count of failures that falls within the eighth configurable bucket range.
FAIL_CNT_BUCKET9	Count of Failures in Bucket 9		This is the total count of failures that falls within the ninth configurable bucket range.
FAIL_CNT_BUCKET10	Count of Failures in Bucket 10		This is the total count of failures that falls within the last configurable bucket range.
MTBF_BUCKET1	Mean Time Between Failures in Bucket 1		This is the mean time between failures that falls within the first configurable bucket range.
MTBF_BUCKET2	Mean Time Between Failures in Bucket 2		This is the mean time between failures that falls within the second configurable bucket range.
MTBF_BUCKET3	Mean Time Between Failures in Bucket 3		This is the mean time between failures that falls within the third configurable bucket range.
MTBF_BUCKET4	Mean Time Between Failures in Bucket 4		This is the mean time between failures that falls within the fourth configurable bucket range.
MTBF_BUCKET5	Mean Time Between Failures in Bucket 5		This is the mean time between failures that falls within the fifth configurable bucket range.
MTBF_BUCKET6	Mean Time Between Failures in Bucket 6		This is the mean time between failures that falls within the sixth configurable bucket range.
MTBF_BUCKET7	Mean Time Between Failures in Bucket 7		This is the mean time between failures that falls within the seventh configurable bucket range.
MTBF_BUCKET8	Mean Time Between Failures in Bucket 8		This is the mean time between failures that falls within the eighth configurable bucket range.
MTBF_BUCKET9	Mean Time Between Failures in Bucket 9		This is the mean time between failures that falls within the ninth configurable bucket range.

Target Field	Description	Source Field	Transformation Logic
MTBF_BUCKET10	Mean Time Between Failures in Bucket 10		This is the mean time between failure that falls within the last configurable bucket range.
MTTR_BUCKET1	Mean Time to Repair in Bucket 1		This is the mean time to repair that falls within the first configurable bucket range.
MTTR_BUCKET2	Mean Time to Repair in Bucket 2		This is the mean time to repair that falls within the second configurable bucket range.
MTTR_BUCKET3	Mean Time to Repair in Bucket 3		This is the mean time to repair that falls within the third configurable bucket range.
MTTR_BUCKET4	Mean Time to Repair in Bucket 4		This is the mean time to repair that falls within the fourth configurable bucket range.
MTTR_BUCKET5	Mean Time to Repair in Bucket 5		This is the mean time to repair that falls within the fifth configurable bucket range.
MTTR_BUCKET6	Mean Time to Repair in Bucket 6		This is the mean time to repair that falls within the sixth configurable bucket range.
MTTR_BUCKET7	Mean Time to Repair in Bucket 7		This is the mean time to repair that falls within the seventh configurable bucket range.
MTTR_BUCKET8	Mean Time to Repair in Bucket 8		This is the mean time to repair that falls within the eight configurable bucket range.
MTTR_BUCKET9	Mean Time to Repair in Bucket 9		This is the mean time to repair that falls within the ninth configurable bucket range.
MTTR_BUCKET10	Mean Time to Repair in Bucket 10		This is the mean time to repair that falls within the last configurable bucket range.
FACT_CNT	Count		This field is populated with the standard value of '1'.
<b>Degenerate Dimensions</b>			
SNAPSHOT_DT	Snapshot Date		This field is populated with the last date of the current snapshot period (only the date part is populated).

Target Field	Description	Source Field	Transformation Logic
LAST_FAIL_DTTM	Last Failure Date	W1_WO.CRE_DTTM  W1_WORK_REQ.CRE_DTTM	This field is populated with the date/time of the asset's latest failure.  See <b>Count of Failures (Lifetime)</b> field for definition of failure.
<b>Foreign Keys</b>			
SNAPSHOT_DATE_KEY	Snapshot Date Key		This field is populated with the foreign key of the Date table based on the snapshot date/time associated with the asset.
W_ASSET_AGE_KEY	Asset Age Dimension Surrogate Key		This field is populated with the foreign key of the Asset Age Bucket dimension for which the asset's age falls into.
ASSET_DISP_START_KEY	Asset Disposition Start Dimension Surrogate Key	W1_ASSET_NODE.ASSET_DPOS_FLG  W1_ASSET_NODE.EFF_DTTM	This field is populated with the foreign key of the Asset Disposition dimension that was effective on the start date of the snapshot period.
ASSET_DISP_END_KEY	Asset Disposition End Dimension Surrogate Key	W1_ASSET_NODE.ASSET_DPOS_FLG  W1_ASSET_NODE.EFF_DTTM	This field is populated with the foreign key of the Asset Disposition dimension that was effective on the end date of the snapshot period.
UTIL_ASSET_KEY	Asset Dimension Surrogate Key	W1_ASSET.ASSET_ID	This field is populated with the foreign key of the Asset table based on the asset associated.
LOCATION_KEY	Location Dimension Surrogate Key	W1_ASSET_NODE.NODE_ID  W1_ASSET_NODE.EFF_DTTM	This field is populated with the foreign key of the Location table based on the node associated with the asset's location.
ADDR_KEY	Address Dimension Surrogate Key	W1_ASSET_NODE.NODE_ID	This field is populated with the foreign key of the Address table based on the node associated with the asset's location.
W_ASSET_INSTALL_AGE_KEY	Asset Install age Dimension Surrogate Key		This field is populated with the foreign key of the Asset Install Age Bucket dimension for which the asset's installation age falls into.

Target Field	Description	Source Field	Transformation Logic
LAST_FAIL_DT_KEY	Last Failure Date Key	W1_WO.CRE_DTTM W1_WORK_REQ.CRE_DTTM	This field is populated from the Date table based on the date part of the last failure date/time (which is populated in the Last Failure Date field).
LAST_FAIL_TM_KEY	Last Failure Time Key	W1_WO.CRE_DTTM W1_WORK_REQ.CRE_DTTM	This field is populated from the Time table based on the time part of the last failure date/time (which is populated in the Last Failure Date field).
OWNING_ORG_KEY	Owning Organization Dimension Surrogate Key	W1_ASSET.OWNING_ACCESS_GRP_CD	This field is populated from the Owning Organization table based on the owning access group associated.
ASSET_SNAP_UDD1_KEY	User Defined Dimension Key for Asset Snapshot		
ASSET_SNAP_UDD2_KEY	User Defined Dimension Key for Asset Snapshot		
<b>User Defined Attributes</b>			
UDM1	User Defined Measure 1		
UDM2	User Defined Measure 2		
UDM3	User Defined Measure 3		
UDM4	User Defined Measure 4		
UDM5	User Defined Measure 5		
UDM6	User Defined Measure 6		
UDM7	User Defined Measure 7		
UDM8	User Defined Measure 8		
UDM9	User Defined Measure 9		
UDM10	User Defined Measure 10		
UDM11	User Defined Measure 11		
UDM12	User Defined Measure 12		
UDM13	User Defined Measure 13		
UDM14	User Defined Measure 14		
UDM15	User Defined Measure 15		
UDM16	User Defined Measure 16		
UDM17	User Defined Measure 17		
UDM18	User Defined Measure 18		
UDM19	User Defined Measure 19		

Target Field	Description	Source Field	Transformation Logic
UDM20	User Defined Measure 20		
UDDGEN1	User Defined Degenerate Dimension 1		
UDDGEN2	User Defined Degenerate Dimension 2		
UDDGEN3	User Defined Degenerate Dimension 3		
UDDGEN4	User Defined Degenerate Dimension 4		
UDDGEN5	User Defined Degenerate Dimension 5		
UDDGEN6	User Defined Degenerate Dimension 6		
UDDGEN7	User Defined Degenerate Dimension 7		
UDDGEN8	User Defined Degenerate Dimension 8		
UDDGEN9	User Defined Degenerate Dimension 9		
UDDGEN10	User Defined Degenerate Dimension 10		
UDDGENL1	User Defined Long Degenerate Dimension 1		
UDDGENL2	User Defined Long Degenerate Dimension 2		
UDDGENL3	User Defined Long Degenerate Dimension 3		
UDDGENL4	User Defined Long Degenerate Dimension 4		
UDDGENL5	User Defined Long Degenerate Dimension 5		
UDDGENL6	User Defined Long Degenerate Dimension 6		
UDDGENL7	User Defined Long Degenerate Dimension 7		
UDDGENL8	User Defined Long Degenerate Dimension 8		
UDDGENL9	User Defined Long Degenerate Dimension 9		
UDDGENL10	User Defined Long Degenerate Dimension 10		

Target Field	Description	Source Field	Transformation Logic
UDDFK1_KEY	User Defined Dimension Foreign Key 1		
UDDFK2_KEY	User Defined Dimension Foreign Key 2		
UDDFK3_KEY	User Defined Dimension Foreign Key 3		
UDDFK4_KEY	User Defined Dimension Foreign Key 4		
UDDFK5_KEY	User Defined Dimension Foreign Key 5		
UDDFK6_KEY	User Defined Dimension Foreign Key 6		
UDDFK7_KEY	User Defined Dimension Foreign Key 7		
UDDFK8_KEY	User Defined Dimension Foreign Key 8		
UDDFK9_KEY	User Defined Dimension Foreign Key 9		
UDDFK10_KEY	User Defined Dimension Foreign Key 10		
UD_DATE1	User Defined Field Date 1		
UD_DATE2	User Defined Field Date 2		
UD_DATE3	User Defined Field Date 3		
UD_DATE4	User Defined Field Date 4		
UD_DATE5	User Defined Field Date 5		
UD_DATE1_KEY	User Defined Field Date Key 1		
UD_DATE2_KEY	User Defined Field Date Key 2		
UD_DATE3_KEY	User Defined Field Date Key 3		
UD_DATE4_KEY	User Defined Field Date Key 4		
UD_DATE5_KEY	User Defined Field Date Key 5		

---

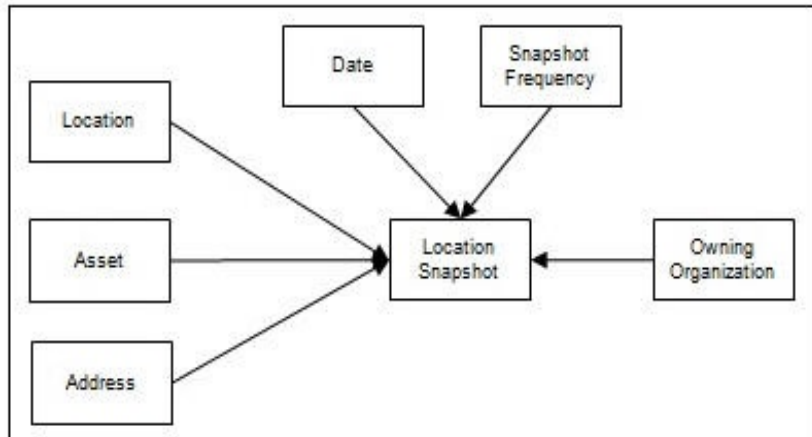
Target Field	Description	Source Field	Transformation Logic
<b>Data Load Attributes</b>			
DATA_SOURCE_IND	Data Source Indicator	CL_INSTALLATION.ENV_ID	<p>This field is populated with the DSI value on the source product instance configuration.</p> <p>The table is populated as part of the initial setup and the DSI value is extracted from the environment ID of the source system.</p>
JOB_NBR	Job Number		This field is populated with the ODI job execution session number.

---

## Location Snapshot

Captures a weekly/monthly snapshot of the information related to a location, including mean time between failures and mean time to repair.

### Entity Relationship Diagram



### Properties

Property	Value
Target Table Name	CF_LOCATION_SNAP
Table Type	Fact
Fact Type	Snapshot
Source System Driver Table	W1_NODE
ODI Package Name	B1_PKG_CF_LOCATION_SNAP
ETL View Name	n/a

### Fields

Target Field	Description	Source Field	Transformation Logic
<b>Surrogate Key</b>			
LOCATION_SNAP_KEY	Location Snapshot Fact Key		This field is populated from the B1_LOCATION_SNAP_SEQ sequence.
<b>Natural Keys</b>			
SRC_LOCATION_ID	Source Location ID	W1_NODE.NODE_ID	



Target Field	Description	Source Field	Transformation Logic
SNAP_TYPE_CD	Snapshot Type Code		This field is populated based on the ETL job configuration.
<b>Measures</b>			
FAIL_CNT_LIFETIME	Count of Failures (Lifetime)		This field is populated with the number of times this asset failed in its lifetime. The failure count is determined by counting the number of completed/closed High priority, regular work orders that were created against the asset from its very first installation until the snapshot period end date.
MTBF_LIFETIME	Mean Time Between Failures (Lifetime)		Mean Time Between Failure is the average length of operating time between failures for an asset.  Duration (in hours) = Snapshot end date - First installation date of the asset
MTTR_LIFETIME	Mean Time to Repair (Lifetime)		Mean Time To Repair is the average time needed to restore an asset to its full operational condition upon a failure.
FAIL_CNT_BUCKET1	Count of Failures in Bucket 1		This is the total count of failures that falls within the first configurable bucket range.
FAIL_CNT_BUCKET2	Count of Failures in Bucket 2		This is the total count of failures that falls within the second configurable bucket range.
FAIL_CNT_BUCKET3	Count of Failures in Bucket 3		This is the total count of failures that falls within the third configurable bucket range.
FAIL_CNT_BUCKET4	Count of Failures in Bucket 4		This is the total count of failures that falls within the fourth configurable bucket range.
FAIL_CNT_BUCKET5	Count of Failures in Bucket5		This is the total count of failures that falls within the fifth configurable bucket range.

Target Field	Description	Source Field	Transformation Logic
FAIL_CNT_BUCKET6	Count of Failures in Bucket 6		This is the total count of failures that falls within the sixth configurable bucket range.
FAIL_CNT_BUCKET7	Count of Failures in Bucket 7		This is the total count of failures that falls within the seventh configurable bucket range.
FAIL_CNT_BUCKET8	Count of Failures in Bucket 8		This is the total count of failures that falls within the eighth configurable bucket range.
FAIL_CNT_BUCKET9	Count of Failures in Bucket 9		This is the total count of failures that falls within the ninth configurable bucket range.
FAIL_CNT_BUCKET10	Count of Failures in Bucket 10		This is the total count of failures that falls within the last configurable bucket range.
MTBF_BUCKET1	Mean Time Between Failures in Bucket 1		This is the mean time between failure that falls within the first configurable bucket range.
MTBF_BUCKET2	Mean Time Between Failures in Bucket 2		This is the mean time between failure that falls within the second configurable bucket range.
MTBF_BUCKET3	Mean Time Between Failures in Bucket 3		This is the mean time between failure that falls within the third configurable bucket range.
MTBF_BUCKET4	Mean Time Between Failures in Bucket 4		This is the mean time between failure that falls within the fourth configurable bucket range.
MTBF_BUCKET5	Mean Time Between Failures in Bucket 5		This is the mean time between failure that falls within the fifth configurable bucket range.
MTBF_BUCKET6	Mean Time Between Failures in Bucket 6		This is the mean time between failure that falls within the sixth configurable bucket range.
MTBF_BUCKET7	Mean Time Between Failures in Bucket 7		This is the mean time between failure that falls within the seventh configurable bucket range.

Target Field	Description	Source Field	Transformation Logic
MTBF_BUCKET8	Mean Time Between Failures in Bucket 8		This is the mean time between failure that falls within the eighth configurable bucket range.
MTBF_BUCKET9	Mean Time Between Failures in Bucket 9		This is the mean time between failure that falls within the ninth configurable bucket range.
MTBF_BUCKET10	Mean Time Between Failures in Bucket 10		This is the mean time between failure that falls within the last configurable bucket range.
MTTR_BUCKET1	Mean Time to Repair in Bucket 1		This is the mean time to repair that falls within the first configurable bucket range.
MTTR_BUCKET2	Mean Time to Repair in Bucket 2		This is the mean time to repair that falls within the second configurable bucket range.
MTTR_BUCKET3	Mean Time to Repair in Bucket 3		This is the mean time to repair that falls within the third configurable bucket range.
MTTR_BUCKET4	Mean Time to Repair in Bucket 4		This is the mean time to repair that falls within the fourth configurable bucket range.
MTTR_BUCKET5	Mean Time to Repair in Bucket 5		This is the mean time to repair that falls within the fifth configurable bucket range.
MTTR_BUCKET6	Mean Time to Repair in Bucket 6		This is the mean time to repair that falls within the sixth configurable bucket range.
MTTR_BUCKET7	Mean Time to Repair in Bucket 7		This is the mean time to repair that falls within the seventh configurable bucket range.
MTTR_BUCKET8	Mean Time to Repair in Bucket 8		This is the mean time to repair that falls within the eight configurable bucket range.
MTTR_BUCKET9	Mean Time to Repair in Bucket 9		This is the mean time to repair that falls within the ninth configurable bucket range.
MTTR_BUCKET10	Mean Time to Repair in Bucket 10		This is the mean time to repair that falls within the last configurable bucket range.
FACT_CNT	Count		This field is populated with the standard value of '1'.

Target Field	Description	Source Field	Transformation Logic
<b>Degenerate Dimensions</b>			
SNAPSHOT_DT	Snapshot Date		This field is populated with the last date of the current snapshot period (only the date part is populated).
LAST_FAIL_DTTM	Last Failure Date	W1_WO.CRE_DTTM W1_WORK_REQ.CRE_DTTM	This field is populated with the date/time of the asset's latest failure.  See the <b>Count of Failures (Lifetime)</b> field for the definition of failure.
<b>Foreign Keys</b>			
ADDR_KEY	Address Dimension Surrogate Key	W1_ASSET_NODE.NODE_ID	This field is populated with the foreign key of the Address dimension based on the node associated with the asset's location.
LOCATION_KEY	Location Dimension Surrogate Key	W1_ASSET_NODE.NODE_ID W1_ASSET_NODE.EFF_DTTM	This field is populated with the foreign key of the Location dimension based on the node associated with the asset's location.
LAST_FAIL_DT_KEY	Last Failure Date Key	W1_WO.CRE_DTTM W1_WORK_REQ.CRE_DTTM	This field is populated from the Date table based on the date part of the last failure date/time (which is populated in the Last Failure Date field).
LAST_FAIL_TM_KEY	Last Failure Time Key	W1_WO.CRE_DTTM W1_WORK_REQ.CRE_DTTM	This field is populated from the Time table based on the time part of the last failure date/time (which is populated in the Last Failure Date field).
OWNING_ORG_KEY	Owning Organization Dimension Surrogate Key	W1_ASSET.OWNING_ACCESS_GRP_CD	This field is populated from the Owning Organization table based on the owning access group.
SNAPSHOT_DATE_KEY	Snapshot Date Key		This field is populated from the Date table based on the snapshot date/time.
UTIL_ASSET_KEY	Asset Dimension Surrogate Key	W1_ASSET.ASSET_ID	This field is populated with the foreign key of the Asset table based on the asset associated
LOCATION_SNAP_UDD1_KEY	User Defined Dimension 1 Surrogate Key		

Target Field	Description	Source Field	Transformation Logic
LOCATION_SNAP_UDD2_KEY	User Defined Dimension 2 Surrogate Key		
<b>User Defined Attributes</b>			
UDM1	User Defined Measure 1		
UDM2	User Defined Measure 2		
UDM3	User Defined Measure 3		
UDM4	User Defined Measure 4		
UDM5	User Defined Measure 5		
UDM6	User Defined Measure 6		
UDM7	User Defined Measure 7		
UDM8	User Defined Measure 8		
UDM9	User Defined Measure 9		
UDM10	User Defined Measure 10		
UDM11	User Defined Measure 11		
UDM12	User Defined Measure 12		
UDM13	User Defined Measure 13		
UDM14	User Defined Measure 14		
UDM15	User Defined Measure 15		
UDM16	User Defined Measure 16		
UDM17	User Defined Measure 17		
UDM18	User Defined Measure 18		
UDM19	User Defined Measure 19		
UDM20	User Defined Measure 20		
UDDGEN1	User Defined Degenerate Dimension 1		
UDDGEN2	User Defined Degenerate Dimension 2		
UDDGEN3	User Defined Degenerate Dimension 3		
UDDGEN4	User Defined Degenerate Dimension 4		
UDDGEN5	User Defined Degenerate Dimension 5		
UDDGEN6	User Defined Degenerate Dimension 6		

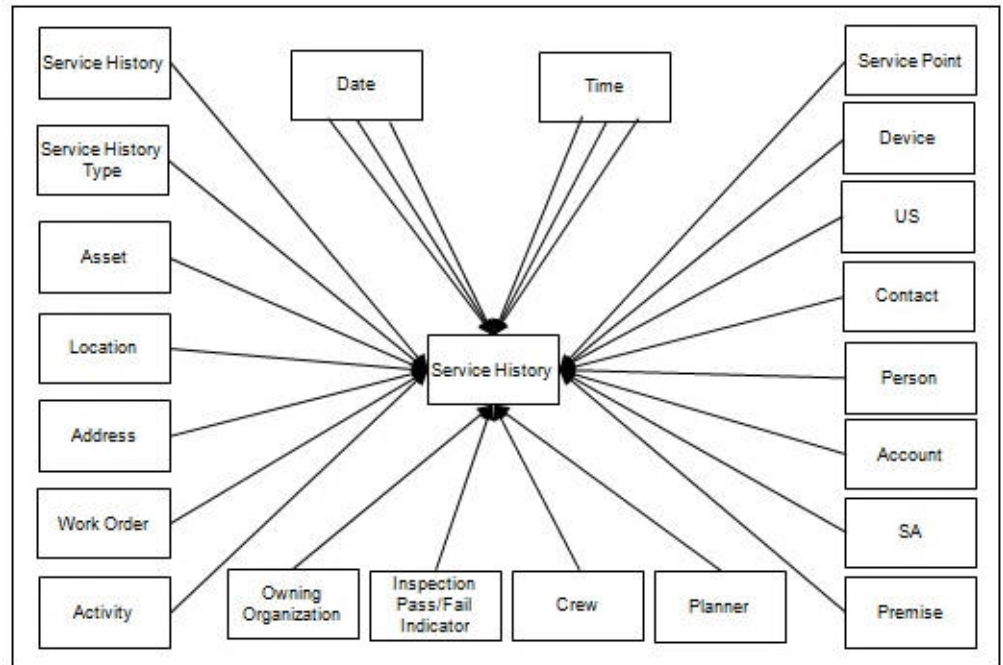
Target Field	Description	Source Field	Transformation Logic
UDDGEN7	User Defined Degenerate Dimension 7		
UDDGEN8	User Defined Degenerate Dimension 8		
UDDGEN9	User Defined Degenerate Dimension 9		
UDDGEN10	User Defined Degenerate Dimension 10		
UDDGENL1	User Defined Long Degenerate Dimension 1		
UDDGENL2	User Defined Long Degenerate Dimension 2		
UDDGENL3	User Defined Long Degenerate Dimension 3		
UDDGENL4	User Defined Long Degenerate Dimension 4		
UDDGENL5	User Defined Long Degenerate Dimension 5		
UDDGENL6	User Defined Long Degenerate Dimension 6		
UDDGENL7	User Defined Long Degenerate Dimension 7		
UDDGENL8	User Defined Long Degenerate Dimension 8		
UDDGENL9	User Defined Long Degenerate Dimension 9		
UDDGENL10	User Defined Long Degenerate Dimension 10		
UDDFK1_KEY	User Defined Dimension Foreign Key 1		
UDDFK2_KEY	User Defined Dimension Foreign Key 2		
UDDFK3_KEY	User Defined Dimension Foreign Key 3		
UDDFK4_KEY	User Defined Dimension Foreign Key 4		
UDDFK5_KEY	User Defined Dimension Foreign Key 5		
UDDFK6_KEY	User Defined Dimension Foreign Key 6		

Target Field	Description	Source Field	Transformation Logic
UDDFK7_KEY	User Defined Dimension Foreign Key 7		
UDDFK8_KEY	User Defined Dimension Foreign Key 8		
UDDFK9_KEY	User Defined Dimension Foreign Key 9		
UDDFK10_KEY	User Defined Dimension Foreign Key 10		
UD_DATE1	User Defined Field Date 1		
UD_DATE2	User Defined Field Date 2		
UD_DATE3	User Defined Field Date 3		
UD_DATE4	User Defined Field Date 4		
UD_DATE5	User Defined Field Date 5		
UD_DATE1_KEY	User Defined Field Date Key 1		
UD_DATE2_KEY	User Defined Field Date Key 2		
UD_DATE3_KEY	User Defined Field Date Key 3		
UD_DATE4_KEY	User Defined Field Date Key 4		
UD_DATE5_KEY	User Defined Field Date Key 5		
<b>Data Load Attributes</b>			
DATA_SOURCE_IND	Data Source Indicator	CI_INSTALLATION.ENV _ID	This field is populated with the DSI value on the source product instance configuration. The table is populated as part of the initial setup and the DSI value is extracted from the environment ID of the source system.
JOB_NBR	Job Number		This field is populated with the ODI job execution session number.

## Service History

Accumulates the maintenance, inspection, failure, and downtime service histories created in the Oracle Utilities Work and Asset Management source system.

### Entity Relationship Diagram



### Properties

Property	Value
Target Table Name	CF_SERVICE_HIST
Table Type	Fact
Fact Type	Accumulation
Source System Driver Table	W1_SVC_HIST
ODI Package Name	B1_PKG_CF_SERVICE_HIST
ETL View Name	B1_F_SERVICE_HIST_VW



---

**Fields**


---

Target Field	Description	Source Field	Transformation Logic
<b>Surrogate Key</b>			
SERVICE_HIST_KEY	Service History Fact Key		This field is populated from the B1_SERVICE_HIST_SEQ sequence.
<b>Natural Keys</b>			
SRC_SERVICE_HIST_ID	Source Service History ID	W1_SVC_HIST.SVC_HIST_ID	
<b>Measures</b>			
PLANNED_DOWNTIME_DUR	Planned Downtime Duration		<p>This field is populated with the planned downtime duration if the service history is categorized as Downtime or Failure.</p> <p>If it's a Failure, the downtime information is retrieved from its corresponding downtime Service History. The service history is planned if it has a characteristic of type Downtime Reason with a value of Planned.</p>
UNPLANNED_DOWNTIME_DUR	Unplanned Downtime Duration		<p>This field is populated with the planned downtime duration if the service history is categorized as Downtime or Failure.</p> <p>If it's a Failure, the downtime information is retrieved from its corresponding downtime Service History. The service history is planned if it has a characteristic of type Downtime Reason with a value of Planned.</p>
COST	Cost		This field is populated with the cost incurred for the service history's activity taking into consideration the cost distribution of the service history's asset in the activity.
FACT_CNT	Count		This field is populated with the standard value of '1'.

Target Field	Description	Source Field	Transformation Logic
<b>Degenerate Dimensions</b>			
SERVICE_HIST_END_DTTM	Service History End Date/Time	W1_SVC_HIST.END_DT TM	
SERVICE_HIST_START_DTTM	Service History Start Date/Time	W1_SVC_HIST.BO_DATA _AREA	<b>Note:</b> This field is populated only for Downtime service histories.
SERVICE_HIST_DTTM	Service History Date/Time	W1_SVC_HIST.EFF_DTT M	
<b>Foreign Keys</b>			
SERVICE_HIST_END_DT_KEY	Service History End Date Dimension Surrogate Key	W1_SVC_HIST.END_DT TM	This field is populated with the foreign key of the Service History End Date dimension based on the end date of the service history.
SERVICE_HIST_END_TM_KEY	Service History End Time Dimension Surrogate Key	W1_SVC_HIST.END_DT TM	This field is populated with the foreign key of the Service History End Time dimension based on the end time of the service history.
SERVICE_HIST_START_DT_KEY	Service History Start Date Dimension Surrogate Key	W1_SVC_HIST.BO_DATA _AREA	This field is populated with the foreign key of the Service History Start Date dimension based on the start date of the service history.
SERVICE_HIST_START_TM_KEY	Service History Start Time Dimension Surrogate Key	W1_SVC_HIST.BO_DATA _AREA	This field is populated with the foreign key of the Service History Start Time dimension based on the start time of the service history.
SERVICE_HIST_D_KEY	Service History Dimension Surrogate Key		This field is populated with the foreign key of the Service History dimension based on the asset associated with the service history.
WO_KEY	Work Order Dimension Surrogate Key	W1_ACTIVITY.WO_ID	This field is populated with the foreign key of the Work Order dimension based on the work order ID of the activity associated with the service history.
WO_ACTIVITY_KEY	Work Order Activity Dimension Surrogate Key	W1_SVC_HIST.ACT_ID	This field is populated with the Work Order Activity dimension based on the activity associated with the service history.

Target Field	Description	Source Field	Transformation Logic
OWNING_ORG_KEY	Owning Organization Dimension Surrogate Key	W1_SVC_HIST.OWNING_ACCESS_GRP_CD	This field is populated from the Owning Organization dimension based on the owning access group.
W_PLANNER_KEY	Planner Dimension Surrogate Key	W1_ACTIVITY.PLANNER_CD	This field is populated with the foreign key from the Planner dimension based on the planner code associated with the activity.
CREW_KEY	Crew Dimension Surrogate Key		This field is populated with the foreign key from the Crew dimension based on the crew ID associated with the activity.
SERVICE_HIST_TYPE_KEY	Service History Type Dimension Surrogate Key	W1_SVC_HIST.SVC_HIST_TYPE_CD	This field is populated with the foreign key from the Service History Type dimension based on the service history type code associated with the service history.
OPR_DEVICE_KEY	Operational Device Dimension Surrogate Key	W1_SVC_HIST.ASSET_ID W1_SVC_HIST.EFF_DTTM	This field is populated from the Operational Device table. <b>Note:</b> It is always populated with '0'.
UTIL_ASSET_KEY	Utility Asset Dimension Surrogate Key	W1_SVC_HIST.ASSET_ID W1_SVC_HIST.EFF_DTTM	This field is populated with the foreign key of the Utility Asset dimension based on the asset associated with this activity.
LOCATION_KEY	Location Dimension Surrogate Key	W1_SVC_HIST.EFF_DTTM W1_ASSET_NODE.NODE_ID W1_ASSET_NODE.EFF_DTTM W1_ASSET_NODE.ATTACHED_TO_ASSET_ID	This field is populated based on the current location of the asset associated with the Service History. If it is a component and its current disposition is "Attached", its disposition will follow the disposition of the asset it is currently attached to.
ADDR_KEY	Address Dimension Surrogate Key	W1_ASSET_NODE.NODE_ID	The source for this column will be the asset's location.

Target Field	Description	Source Field	Transformation Logic
ASSET_INSP_STATUS_KEY	Asset Inspection Status Dimension Surrogate Key	W1_SVC_HIST_TYPE.SV C_HIST_CATEGORY_FL G  W1_SVC_HIST_CHAR.C HAR_TYPE_CD  W1_SVC_HIST_CHAR.C HAR_VAL	This field is populated only for Service Histories of Inspection Category. It is populated based on the characteristic value configured for the 'Operational Status' characteristic type.  If no value is configured, then the default value of 'NA' is mapped.
SP_KEY	Service Point Dimension Surrogate Key	W1_NODE_IDENTIFIE R.W1_ID_VALUE	This field is not used for Oracle Utilities Work and Asset Management source product.
MTR_DEVICE_KEY	Device Dimension Surrogate Key		This field is not used for Oracle Utilities Work and Asset Management source product.
US_KEY	Usage Subscription Dimension Surrogate Key		This field is not used for Oracle Utilities Work and Asset Management source product.
CONTACT_KEY	Contact Dimension Surrogate Key		This field is not used for Oracle Utilities Work and Asset Management source product.
PER_KEY	Person Dimension Surrogate Key		This field is not used for Oracle Utilities Work and Asset Management source product.
ACCT_KEY	Account Dimension Surrogate Key		This field is not used for Oracle Utilities Work and Asset Management source product.
SA_KEY	Service Agreement Dimension Surrogate Key		This field is populated based on the service agreement ID stored on the task as part of MWM-MDM integration.
PREM_KEY	Premise Dimension Surrogate Key		This field is not used for Oracle Utilities Work and Asset Management source product.
SERVICE_HIST_DATE_KEY	Service History Date Dimension Surrogate Key		This field is populated with the foreign key of the Date dimension based on date associated with the service history.
SERVICE_HIST_TIME_KEY	Service History Time Dimension Surrogate Key		This field is populated with the foreign key of the Time dimension based on time associated with the service history.

Target Field	Description	Source Field	Transformation Logic
SERVICE_HIST_UDD1_KEY	Service History User Defined Dimension 1 Surrogate Key		
SERVICE_HIST_UDD2_KEY	Service History User Defined Dimension 2 Surrogate Key		
<b>User Defined Attributes</b>			
UDM1	User Defined Measure 1		
UDM2	User Defined Measure 2		
UDM3	User Defined Measure 3		
UDM4	User Defined Measure 4		
UDM5	User Defined Measure 5		
UDM6	User Defined Measure 6		
UDM7	User Defined Measure 7		
UDM8	User Defined Measure 8		
UDM9	User Defined Measure 9		
UDM10	User Defined Measure 10		
UDM11	User Defined Measure 11		
UDM12	User Defined Measure 12		
UDM13	User Defined Measure 13		
UDM14	User Defined Measure 14		
UDM15	User Defined Measure 15		
UDM16	User Defined Measure 16		
UDM17	User Defined Measure 17		
UDM18	User Defined Measure 18		
UDM19	User Defined Measure 19		
UDM20	User Defined Measure 20		
UDDGEN1	User Defined Degenerate Dimension 1		
UDDGEN2	User Defined Degenerate Dimension 2		
UDDGEN3	User Defined Degenerate Dimension 3		
UDDGEN4	User Defined Degenerate Dimension 4		

Target Field	Description	Source Field	Transformation Logic
UDDGEN5	User Defined Degenerate Dimension 5		
UDDGEN6	User Defined Degenerate Dimension 5		
UDDGEN7	User Defined Degenerate Dimension 7		
UDDGEN8	User Defined Degenerate Dimension 8		
UDDGEN9	User Defined Degenerate Dimension 9		
UDDGEN10	User Defined Degenerate Dimension 10		
UDDGENL1	User Defined Long Degenerate Dimension 1		
UDDGENL2	User Defined Long Degenerate Dimension 2		
UDDGENL3	User Defined Long Degenerate Dimension 3		
UDDGENL4	User Defined Long Degenerate Dimension 4		
UDDGENL5	User Defined Long Degenerate Dimension 5		
UDDGENL6	User Defined Long Degenerate Dimension 6		
UDDGENL7	User Defined Long Degenerate Dimension 7		
UDDGENL8	User Defined Long Degenerate Dimension 8		
UDDGENL9	User Defined Long Degenerate Dimension 9		
UDDGENL10	User Defined Long Degenerate Dimension 10		
UDDFK1_KEY	User Defined Dimension Foreign Key 1		
UDDFK2_KEY	User Defined Dimension Foreign Key 2		
UDDFK3_KEY	User Defined Dimension Foreign Key 3		
UDDFK4_KEY	User Defined Dimension Foreign Key 4		

Target Field	Description	Source Field	Transformation Logic
UDDFK5_KEY	User Defined Dimension Foreign Key 5		
UDDFK6_KEY	User Defined Dimension Foreign Key 6		
UDDFK7_KEY	User Defined Dimension Foreign Key 7		
UDDFK8_KEY	User Defined Dimension Foreign Key 8		
UDDFK9_KEY	User Defined Dimension Foreign Key 9		
UDDFK10_KEY	User Defined Dimension Foreign Key 10		
UD_DATE1	User Defined Field Date 1		
UD_DATE2	User Defined Field Date 2		
UD_DATE3	User Defined Field Date 3		
UD_DATE4	User Defined Field Date 4		
UD_DATE5	User Defined Field Date 5		
UD_DATE1_KEY	User Defined Field Date Key 1		
UD_DATE2_KEY	User Defined Field Date Key 2		
UD_DATE3_KEY	User Defined Field Date Key 3		
UD_DATE4_KEY	User Defined Field Date Key 4		
UD_DATE5_KEY	User Defined Field Date Key 5		
<b>Data Load Attributes</b>			
DATA_SOURCE_IND	Data Source Indicator	CI_INSTALLATION.ENV _ID	This field is populated with the DSI value on the source product instance configuration.  The table is populated as part of the initial setup and the DSI value is extracted from the environment ID of the source system.
JOB_NBR	Job Number		This field is populated with the ODI job execution session number.

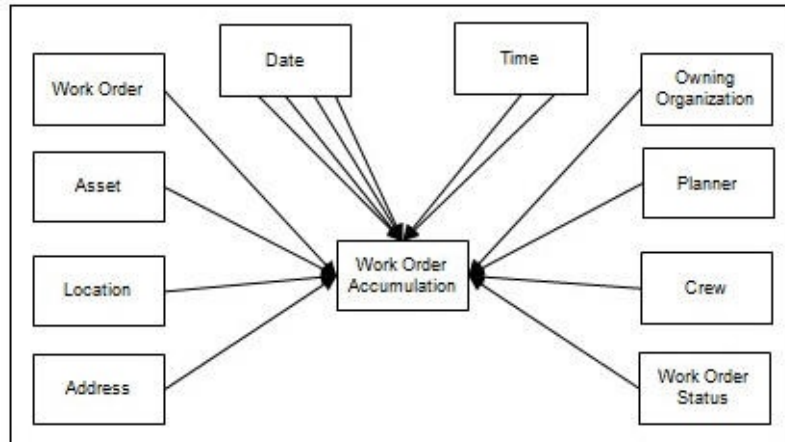




## Work Order

An accumulation of work orders in the source system, with a daily refresh of certain measures.

### Entity Relationship Diagram



### Properties

Property	Value
Target Table Name	CF_WO
Table Type	Fact
Fact Type	Accumulation
Source System Driver Table	W1_WO
ODI Package Name	B1_PKG_CF_WO
ETL View Name	B1_F_WO_VW

### Fields

Target Field	Description	Source Field	Transformation Logic
<b>Surrogate Key</b>			
WO_KEY	Work Order Fact Surrogate Key		This field is populated from the B1_F_WO_SEQ sequence.
<b>Natural Keys</b>			
SRC_WO_ID	Source Work Order ID	W1_WO.WO_ID	

Target Field	Description	Source Field	Transformation Logic
<b>Measures</b>			
FACT_CNT	Count		This field is populated with the standard value of '1'.
<b>Degenerate Dimensions</b>			
CRE_DTTM	Creation Date Time	W1_WO.CRE_DTTM	
CMP_DTTM	Completion Date Time	W1_WO.LOG.LOG_DTTM	This field is populated with the log date/time when the work order was transitioned to the Completed state.
REQUIRED_BY_DT	Required By Date	W1_WO.REQUIRED_BY_DT	
ORIGINAL_WORK_DT	Original Work Date		<p>This field is populated with the original work date of the activity related to work order.</p> <p>If there are multiple activities for a work order with different original work dates, the earliest original work date is populated.</p>
OVERDUE_IND	Overdue Indicator		<p>This field is used to indicate if the Work Order is overdue.</p> <p>If the work order is not finalized yet, it is considered overdue if today's date is past the Original Work Date. If the work order has been completed, it is considered overdue if it is completed past the Original Work Date.</p> <p>The overdue indicator is populated with '1' if the work order is overdue. Else, it is set to '0'.</p> <p><b>Note:</b> This is refreshed daily if the Work Order is in a non-finalized state.</p>

Target Field	Description	Source Field	Transformation Logic
NO_COST_IND	No Cost Indicator		<p>This field is populated based on the sum of frozen financial transactions associated with the work order's non-canceled activities.</p> <p>If the total is 0, the field is set to '1'. Else, it is set to '0'.</p> <p><b>Note:</b> This is refreshed daily if the Work Order is in a non-finalized state.</p>
NO_LABOR_IND	No Labor Indicator		<p>This field is populated based on the timesheet details posted once the work order is closed.</p> <p>The indicator is set to '1' only when such timesheet details exist. Else, it is set to '0'.</p>
<b>Foreign Keys</b>			
ORIGINAL_WORK_DT_KEY	Original Work Date Key	W1_ACTIVITY. ORIGINAL_WORK_DT	This field is populated with the foreign key of the Date dimension based on the original work date associated with the activity.
CMP_DT_KEY	Completion Date Key	W1_WO_LOG.LOG_DTT M	This field is populated with the foreign key of the Date dimension based on the completion date associated with the activity.
REQUIRED_BY_DT_KEY	Required By Date Key	W1_WO.REQUIRED_BY _DT	This field is populated with the foreign key of the Date dimension based on the required by date associated with the activity.
CRE_DT_KEY	Creation Date Key	W1_WO.CRE_DTTM	This field is populated with the foreign key of the Date dimension based on the creation date associated with the activity.
CRE_TM_KEY	Creation Time Key	W1_WO.CRE_DTTM	This field is populated with the foreign key of the Date dimension based on the creation time associated with the activity.

Target Field	Description	Source Field	Transformation Logic
CMP_TM_KEY	Completion Time Key	W1_WO_LOG.LOG_DTTM	This field is populated with the foreign key of the Date dimension based on the completion time associated with the activity.
WO_D_KEY	Work Order Dimension Surrogate Key	W1_WO.WO_ID	This field is populated with the foreign key of the Work Order dimension based on the work order ID associated with the activity.
LOCATION_KEY	Location Dimension Surrogate Key	W1_ACTIVITY.NODE_ID	This field is populated based on the node ID of the primary non-cancelled activity for the work order.
ADDR_KEY	Address Dimension Surrogate Key	W1_ACTIVITY.NODE_ID	This field is populated with the foreign key of the Address dimension based on the node ID of the activity.
OWNING_ORG_KEY	Owning Organization Dimension Surrogate Key	W1_WO.OWNING_ACCESS_GRP_CD	This field is populated with the foreign key of the Owning Organization table based on the owning access group.
W_PLANNER_KEY	Planner Dimension Surrogate Key	W1_WO.PLANNER_CD	This field is populated with the foreign key of the Planner dimension based on the planner code.
WO_STATUS_KEY	Work Order BO Status Dimension Surrogate Key	W1_WO.BUS_OBJ_CD W1_WO.BO_STATUS_CD W1_WO.BO_STATUS_REASON_CD	This field is populated with the foreign key of the Work Order BO Status dimension based on the BO status code and BO status reason code associated with the work order.
UTIL_ASSET_KEY	Utility Asset Dimension Surrogate Key	W1_ACTIVITY.ASSET_ID	This field is populated based on the asset of the primary activity for the work order.
CREW_KEY	Crew Dimension Surrogate Key	W1_WO.W1_CREW_ID	
WO_UDD1_KEY	Work Order User Defined Dimension 1 Surrogate Key		
WO_UDD2_KEY	Work Order User Defined Dimension 2 Surrogate Key		
<b>User Defined Attributes</b>			
UDM1	User Defined Measure 1		
UDM2	User Defined Measure 2		

Target Field	Description	Source Field	Transformation Logic
UDM3	User Defined Measure 3		
UDM4	User Defined Measure 4		
UDM5	User Defined Measure 5		
UDM6	User Defined Measure 6		
UDM7	User Defined Measure 7		
UDM8	User Defined Measure 8		
UDM9	User Defined Measure 9		
UDM10	User Defined Measure 10		
UDM11	User Defined Measure 11		
UDM12	User Defined Measure 12		
UDM13	User Defined Measure 13		
UDM14	User Defined Measure 14		
UDM15	User Defined Measure 15		
UDM16	User Defined Measure 16		
UDM17	User Defined Measure 17		
UDM18	User Defined Measure 18		
UDM19	User Defined Measure 19		
UDM20	User Defined Measure 20		
UDDGEN1	User Defined Degenerate Dimension 1		
UDDGEN2	User Defined Degenerate Dimension 2		
UDDGEN3	User Defined Degenerate Dimension 3		
UDDGEN4	User Defined Degenerate Dimension 4		
UDDGEN5	User Defined Degenerate Dimension 5		
UDDGEN6	User Defined Degenerate Dimension 6		
UDDGEN7	User Defined Degenerate Dimension 7		
UDDGEN8	User Defined Degenerate Dimension 8		
UDDGEN9	User Defined Degenerate Dimension 9		

Target Field	Description	Source Field	Transformation Logic
UDDGEN10	User Defined Degenerate Dimension 10		
UDDGENL1	User Defined Long Degenerate Dimension 1		
UDDGENL2	User Defined Long Degenerate Dimension 2		
UDDGENL3	User Defined Long Degenerate Dimension 3		
UDDGENL4	User Defined Long Degenerate Dimension 4		
UDDGENL5	User Defined Long Degenerate Dimension 5		
UDDGENL6	User Defined Long Degenerate Dimension 6		
UDDGENL7	User Defined Long Degenerate Dimension 7		
UDDGENL8	User Defined Long Degenerate Dimension 8		
UDDGENL9	User Defined Long Degenerate Dimension 9		
UDDGENL10	User Defined Long Degenerate Dimension 10		
UDDFK1_KEY	User Defined Dimension Foreign Key 1		
UDDFK2_KEY	User Defined Dimension Foreign Key 2		
UDDFK3_KEY	User Defined Dimension Foreign Key 3		
UDDFK4_KEY	User Defined Dimension Foreign Key 4		
UDDFK5_KEY	User Defined Dimension Foreign Key 5		
UDDFK6_KEY	User Defined Dimension Foreign Key 6		
UDDFK7_KEY	User Defined Dimension Foreign Key 7		
UDDFK8_KEY	User Defined Dimension Foreign Key 8		
UDDFK9_KEY	User Defined Dimension Foreign Key 9		

Target Field	Description	Source Field	Transformation Logic
UDDFK10_KEY	User Defined Dimension Foreign Key 10		
UD_DATE1	User Defined Field Date 1		
UD_DATE2	User Defined Field Date 2		
UD_DATE3	User Defined Field Date 3		
UD_DATE4	User Defined Field Date 4		
UD_DATE5	User Defined Field Date 5		
UD_DATE1_KEY	User Defined Field Date Key 1		
UD_DATE2_KEY	User Defined Field Date Key 2		
UD_DATE3_KEY	User Defined Field Date Key 3		
UD_DATE4_KEY	User Defined Field Date Key 4		
UD_DATE5_KEY	User Defined Field Date Key 5		
<b>Data Load Attributes</b>			
DATA_SOURCE_IND	Data Source Indicator	CI_INSTALLATION.ENV_ID	This field is populated with the DSI value on the source product instance configuration. The table is populated as part of the initial setup and the DSI value is extracted from the environment ID of the source system.
JOB_NBR	Job Number		This field is populated with the ODI job execution session number.