

**Oracle Utilities Extractors and Schema  
for Oracle Utilities Network Management  
System**

Data Mapping Guide

Release 2.8.0.2.0

**F90737-01**

December 2023

Oracle Utilities Extractors and Schema for Oracle Utilities Network Management System Release 2.8.0.2.0  
Data Mapping Guide

Copyright © 2000, 2022 Oracle and/or its affiliates.

---

---

# Contents

<b>Preface</b> .....	<b>i</b>
Audience .....	ii
Documentation Accessibility .....	ii
Related Documents .....	ii
Conventions.....	ii
Acronyms.....	iii
<b>Chapter 1</b>	
<b>Overview</b> .....	<b>1-1</b>
Terminologies.....	1-1
<Table Name> .....	1-1
<b>Chapter 2</b>	
<b>Data Maps for Oracle Utilities Network Management System</b> .....	<b>2-1</b>
Dimensions.....	2-2
Account Type .....	2-3
Alarm Log.....	2-5
Call Info.....	2-7
City.....	2-11
Control Zone .....	2-12
Control Zone Secondary.....	2-15
Crew .....	2-18
Crew Type .....	2-21
Customers Out .....	2-23
Damage Assessment .....	2-25
Damage Assessment Status .....	2-29
Damage Part.....	2-31
Damage Type.....	2-33
Device Dimension .....	2-36
Estimated Restoration Duration.....	2-38
Event.....	2-40
Event Status .....	2-47
Exclusion Detail .....	2-49
Feeder.....	2-51
Major Event Snapshot Type.....	2-53
Meter .....	2-55
Network Premise.....	2-58
Outage Duration .....	2-61
Outage Duration Deviation.....	2-63
Phase .....	2-65
Storm.....	2-67
Storm Outage Type.....	2-69
Supply Node Lookup .....	2-71

---

Switch Plan.....	2-73
Switch Plan Jobs Relation .....	2-79
Switch Plan State .....	2-80
Shared Dimensions.....	2-83
Account.....	2-83
Address .....	2-87
Person .....	2-91
Premise.....	2-95
User .....	2-100
User Defined Dimensions.....	2-102
Abnormal Device Log UDD1 .....	2-105
Abnormal Device Log UDD2 .....	2-105
Call UDD1 .....	2-106
Call UDD2 .....	2-106
City Outage UDD1 .....	2-106
City Outage UDD2.....	2-106
Control Zone Outage UDD1.....	2-107
Control Zone Outage UDD2.....	2-107
Crew UDD1.....	2-107
Crew UDD2.....	2-107
Crew Activity UDD1.....	2-108
Crew Activity UDD2.....	2-108
Customer Outage UDD1.....	2-108
Customer Outage UDD2.....	2-108
Customer Recent Outage UDD1 .....	2-109
Customer Recent Outage UDD2 .....	2-109
Damage Assessment UDD1.....	2-109
Damage Assessment UDD2.....	2-109
Damage Assessment Detail UDD1.....	2-110
Damage Assessment Detail UDD2.....	2-110
Job UDD1 .....	2-110
Job UDD2.....	2-110
Outage UDD1 .....	2-111
Outage UDD2.....	2-111
Outage History UDD1.....	2-111
Outage History UDD2.....	2-111
Recent Call UDD1 .....	2-112
Recent Call UDD2.....	2-112
Recent Crew UDD1 .....	2-112
Recent Crew UDD2 .....	2-112
Recent Job UDD1.....	2-113
Recent Job UDD2.....	2-113
Storm UDD1 .....	2-113
Storm UDD2 .....	2-113
Switch Plan UDD1 .....	2-114
Switch Plan UDD2 .....	2-114
Switch Plan Segmentation UDD1 .....	2-114
Switch Plan Segmentation UDD2.....	2-114
Switch Plan State UDD1.....	2-115
Switch Plan State UDD2.....	2-115
Facts.....	2-116
Abnormal Device Log.....	2-117
Call.....	2-122
City Outage .....	2-127
Control Zone Outage .....	2-133
Crew .....	2-139
Crew Activity .....	2-148

---

Customer Outage .....	2-154
Damage Assessment .....	2-162
Damage Assessment Detail .....	2-167
Feeder Delivered Load .....	2-175
Job.....	2-179
Outage.....	2-189
Outage History .....	2-193
Recent Call .....	2-205
Recent Crew .....	2-210
Recent Customer Outage.....	2-219
Recent Job .....	2-228
Storm.....	2-237
Switch Plan.....	2-244
Switch Plan Segmentation.....	2-249
Switch Plan State .....	2-254
Views .....	2-258
Job Notes.....	2-258
Estimated Restoration Time Change Log.....	2-259
Crew Vehicles .....	2-259
Crew Vehicle Mapping.....	2-260
Crew Vehicle Types .....	2-260
Switchman Audit Log.....	2-260
Switchman Implementation Supply Nodes.....	2-261
Switchman Safety Documents .....	2-262
Switchman Steps.....	2-263
Switchman Sheet .....	2-266
Switchman Sheet CLS.....	2-268
Switchman Sheet Documents .....	2-268

---

---

# Preface

Welcome to the Oracle Utilities Extractors and Schema for Oracle Utilities Network Management System Data Mapping Guide for V2.8.0.2.0.

This guide provides data mapping information from the Oracle Utilities Network Management System source system to the Oracle Utilities Extractors and Schema target product.

The preface includes the following:

- [Audience](#)
- [Documentation Accessibility](#)
- [Related Documents](#)
- [Conventions](#)
- [Acronyms](#)

## Audience

The guide is intended for all implementers of Oracle Utilities Extractors and Schema for Oracle Utilities Network Management System.

## Documentation Accessibility

For information about Oracle's commitment to accessibility, visit the Oracle Accessibility Program website at <http://www.oracle.com/us/corporate/accessibility/index.html>.

### Access to Oracle Support

Oracle customers have access to electronic support through My Oracle Support. For more information, visit: <http://www.oracle.com/pls/topic/lookup?ctx=acc&id=info> or <http://www.oracle.com/pls/topic/lookup?ctx=acc&id=trs> if you are hearing impaired.

## Related Documents

For more information, see the following Oracle resources.

### Release Notes

- *Oracle Utilities Analytics Warehouse Release Notes*

### Administration and Installation Guide

- *Oracle Utilities Analytics Warehouse Getting Started Guide*
- *Oracle Utilities Analytics Warehouse Quick Installation Guide*
- *Oracle Utilities Analytics Warehouse Installation and Configuration Guide*
- *Oracle Utilities Analytics Warehouse Developer's Guide*
- *Oracle Utilities Analytics Warehouse License Information User Manual*

### See Also:

- Oracle Utilities Network Management System Documentation Library

## Conventions

The following notational conventions are used in this document:

Notation	Indicates
<b>boldface</b>	Graphical user interface elements associated with an action, terms defined in text, or terms defines in the glossary
<i>italic</i>	Book titles, emphasis, or placeholder variables for which you supply particular values
monospace	Commands within a paragraph, URLs, code in examples, text that appears on the screen, or text that you enter

---

# Acronyms

The following terms are used in this document:

<b>Term</b>	<b>Expanded Form</b>
OUNMS/NMS	Oracle Utilities Network Management System
ODI	Oracle Data Integrator
OAS	Oracle Analytics Server
OAW	Oracle Utilities Analytics Warehouse



# Chapter 1

---

## Overview

This guide provides data mapping information from the Oracle Utilities Network Management System source system to the Oracle Utilities Extractors and Schema target product, along with the rules of data transformation.

### Terminologies

This section describes the terminology used for data maps included in the document.

#### <Table Name>

Indicates the name of fact or dimension in a star schema in the data warehouse.

#### Properties

Lists properties of the table independent of each field. The following properties are listed in the table:

Property	Value
Target Table	Name of the table in the target schema (data warehouse) into which data is loaded
Table Type	Fact or Dimension
SCD Type	<b>Type 1</b> - Existing records are updated directly.  <b>Type 2</b> - Existing records are deactivated and changes are captured by inserting new effective records. The existing records are deactivated by assigning an effective end date of the current date. The new records will have effective start date of the current date and effective end date of a significantly future date.

Property	Value
Fact Type	Whether this is a snapshot or transactional fact table.  <b>Snapshot</b> - Captures a snapshot view of the data as available in the source system during that period (monthly or weekly). Each snapshot's data is stored independently.  <b>Accumulation</b> - Data from the source system is accumulated periodically. Changes from source system will be merged with the existing data. Multiple copies of the same data will not be maintained.
Source System Driver Table	Name of the table in source database on which the data is primarily based.
Oracle Data Integrator Package	Name of the ODI package that needs be executed to extract data from the source application and populate a specific target table in the data warehouse.
ETL View	Resides in the replication layer and fetches the base values from the replication tables as a starting point for further transformations to be done by the Oracle Data Integrator interfaces.

## Fields

Lists the individual properties of each field in a fact or dimension. It includes the following columns:

Property	Value
Target Field	Name of the column in a fact or dimension present in the data warehouse. The extracted/transformed data is loaded here.
Description	Description of the target field
Source Field	Name of the field from the source application used to load the target field either directly or after transformation.
Transformation Logic	Specifies the details of how the data from the source field is transformed before being populated into the target field.

## Field Categories

Lists the categories under which fields in a particular fact or dimension are grouped. The categories are as below:

Category	Details
Surrogate Key	The primary key on the fact/dimension table maintained within the data warehouse.

Category	Details
Natural Keys	<p>The set of columns from the source system define the granularity of the fact or dimension table. The natural key columns from the source along with certain other data load attributes can be used to uniquely identify a record in the table.</p> <p>The additional columns needed for the identification depend on the type of the table as listed below:</p> <ul style="list-style-type: none"> <li>• SCD Type 1 Dimension - Data Source Indicator</li> <li>• SCD Type 2 Dimension - Effective Start Date, Effective End Date, Data Source Indicator</li> <li>• Accumulation Fact - Data Source Indicator</li> <li>• Snapshot Fact - Snapshot Date, Data Source Indicator</li> </ul>
Attributes	Hold descriptive data from the source system and are typically available in dimension tables.
Measures	Hold numerical values based data that is calculated from the source system data and are typically available on fact tables.
Degenerate Dimensions	Hold descriptive data from the source system and are typically available in fact tables. These cannot be included into any of the available dimensions.
Foreign Keys	Foreign key references on the fact tables to the dimension tables.
User Defined Attributes	Additional fields available to customers for extending the star schemas. These fields will not be populated out of the box. Customers need to customize the ETL and populate these fields.
Data Load Attributes	Hold the date/time information, job number details, etc, related to the ETL processes, that are needed for audit purposes.

# Chapter 2

---

## Data Maps for Oracle Utilities Network Management System

This chapter describes data maps for the following Oracle Utilities Extractors and Schema for Oracle Utilities Network Management System tables:

- [Dimensions](#)
- [Shared Dimensions](#)
- [User Defined Dimensions](#)
- [Facts](#)
- [Views](#)

---

# Dimensions

This section lists all the dimension tables that belong to the Oracle Utilities Network Management System star schemas only and are populated only from the Oracle Utilities Network Management System source product.

Following is a list of dimensions included in this document:

- [Account Type](#)
- [Alarm Log](#)
- [Call Info](#)
- [City](#)
- [Control Zone](#)
- [Control Zone Secondary](#)
- [Crew](#)
- [Crew Type](#)
- [Customers Out](#)
- [Damage Assessment](#)
- [Damage Assessment Status](#)
- [Damage Part](#)
- [Damage Type](#)
- [Device Dimension](#)
- [Estimated Restoration Duration](#)
- [Event](#)
- [Event Status](#)
- [Exclusion Detail](#)
- [Feeder](#)
- [Major Event Snapshot Type](#)
- [Meter](#)
- [Network Premise](#)
- [Outage Duration](#)
- [Outage Duration Deviation](#)
- [Phase](#)
- [Storm](#)
- [Storm Outage Type](#)
- [Supply Node Lookup](#)
- [Switch Plan](#)
- [Switch Plan Jobs Relation](#)
- [Switch Plan State](#)

## Account Type

Captures account type details from the source system.

### Properties

Property	Value
Target Table	CD_ACCT_TYPE
Table Type	Dimension
SCD Type	Type 1
Source System Driver Table	CU_ACCOUNT_TYPE
ODI Package	B1_PKG_CD_ACCT_TYPE
ETL View	B1_D_ACCT_TYPE_VW

### Fields

Target Field	Description	Source Field	Transformation Logic
<b>Surrogate Key</b>			
ACCT_TYPE_KEY	Account Type Dimension		Populated with the B1_ACCT_TYPE_SEQ sequence.
<b>Natural Keys</b>			
SRC_ACCT_TYPE_CD	Account Type Code	CU_ACCOUNT_TYPE. ACCTYP_ACCOUNT_ TYPE	
<b>Attributes</b>			
There are no attributes in this dimension.			
<b>User Defined Attributes</b>			
UDF1_CD	User Defined Field 1 Code		
UDF1_DESCR	User Defined Field 1 Description		
UDF2_CD	User Defined Field 2 Code		
UDF2_DESCR	User Defined Field 2 Description		
UDF3_CD	User Defined Field 3 Code		
UDF3_DESCR	User Defined Field 3 Description		
UDF4_CD	User Defined Field 4 Code		

Target Field	Description	Source Field	Transformation Logic
UDF4_DESCR	User Defined Field 4 Description		
UDF5_CD	User Defined Field 5 Code		
UDF5_DESCR	User Defined Field 5 Description		
UDF6_CD	User Defined Field 6 Code		
UDF6_DESCR	User Defined Field 6 Description		
UDF7_CD	User Defined Field 7 Code		
UDF7_DESCR	User Defined Field 7 Description		
UDF8_CD	User Defined Field 8 Code		
UDF8_DESCR	User Defined Field 8 Description		
UDF9_CD	User Defined Field 9 Code		
UDF9_DESCR	User Defined Field 9 Description		
UDF10_CD	User Defined Field 10 Code		
UDF10_DESCR	User Defined Field 10 Description		
<b>Data Load Attributes</b>			
DATA_LOAD_DTTM	Data Load Date/Time		Populated with the load timestamp value.
UPDATE_DTTM	Update Date and Time		
DATA_SOURCE_IND	Data Source Indicator	CES_PARAMETER. VALUE	Populated with the DSI value on the source product instance configuration.  The table is populated as part of the initial setup and the DSI value is extracted from the source system.
JOB_NBR	Job Number		Populated with the ODI job execution session number.

## Alarm Log

Captures attributes related to DDS alarm logs from the source system.

### Properties

Property	Value
Target Table	CD_ALARM_LOG
Table Type	Dimension
SCD Type	Type 1
Source System Driver Table	DDS_ALARM_LOG
ODI Package	B1_PKG_CD_ALARM_LOG
ETL View	B1_D_ALARM_LOG_VW

### Fields

Target Field	Description	Source Field	Transformation Logic
<b>Surrogate Key</b>			
ALARM_LOG_KEY	Alarm Log Dimension Surrogate Key		Populated with the sequence from B1_ALARM_LOG_SEQ.
<b>Natural Keys</b>			
SRC_ALARM_CLS	Alarm Class	DDS_ALARM_LOG. ALARM_CLS	
SRC_ALARM_IDX	Alarm Index	DDS_ALARM_LOG.ALA RM_IDX	
<b>Attributes</b>			
ALARM_TYPE	Alarm Type	DDS_ALARM_LOG.ALA RM_TYPE	
DESCR	Description	DDS_ALARM_LOG.DES CRIPTION	
PRIORITY	Priority	DDS_ALARM_LOG.ALA RM_PRIORITY	
SOURCE	Source	DDS_ALARM_LOG.SOU RCE	
PHASE	Phase	DDS_ALARM_LOG.PHA SE	
CURR_STATE	Current State	DDS_ALARM_LOG.STAT E	



Target Field	Description	Source Field	Transformation Logic
NOMINAL_STATE	Nominal State	DDS_ALARM_LOG.NO MINAL	
DEVICE	Device	DDS_ALARM_LOG.DEV ICE	
DEVICE_ATTRIBUTE	Device Attribute	DDS_ALARM_LOG.ATT RIBUTE	
DEVICE_ATTRIBUTE_ UNIT	Device Attribute Unit	DDS_ALARM_LOG.ATT RIBUTE_UNIT	
DEVICE_ATTRIBUTE_ DESCR	Device Attribute Description	DDS_ALARM_LOG.ATT RIBUTE_DESC	
DEVICE_QUALITY	Device Quality	DDS_ALARM_LOG.QUA LITY	
TERM_STATION	Terminal Station	DDS_ALARM_LOG.TER M_STATION	
ACTIVE_IND	Active Indicator	DDS_ALARM_LOG.ACTI VE	
ALARM_IND	Alarm Indicator	DDS_ALARM_LOG.IS_A LARM	
RTI_ALIAS	RTI Name	DDS_ALARM_LOG.RTI_ ALIAS	
EXTERNAL_ID	External ID	DDS_ALARM_LOG.EXT ERNAL_ID	
<b>User Defined Attributes</b>			
UDF1_CD	User Defined Field 1 Code		
UDF1_DESCR	User Defined Field 1 Description		
UDF2_CD	User Defined Field 2 Code		
UDF2_DESCR	User Defined Field 2 Description		
UDF3_CD	User Defined Field 3 Code		
UDF3_DESCR	User Defined Field 3 Description		
UDF4_CD	User Defined Field 4 Code		
UDF4_DESCR	User Defined Field 4 Description		
UDF5_CD	User Defined Field 5 Code		
UDF5_DESCR	User Defined Field 5 Description		
UDF6_CD	User Defined Field 6 Code		

Target Field	Description	Source Field	Transformation Logic
UDF6_DESCR	User Defined Field 6 Description		
UDF7_CD	User Defined Field 7 Code		
UDF7_DESCR	User Defined Field 7 Description		
UDF8_CD	User Defined Field 8 Code		
UDF8_DESCR	User Defined Field 8 Description		
UDF9_CD	User Defined Field 9 Code		
UDF9_DESCR	User Defined Field 9 Description		
UDF10_CD	User Defined Field 10 Code		
UDF10_DESCR	User Defined Field 10 Description		
<b>Data Load Attributes</b>			
DATA_LOAD_DTTM	Data Load Date/Time		Populated with the load timestamp value.
UPDATE_DTTM	Update Date/Time		
DATA_SOURCE_IND	Data Source Indicator	CES_PARAMETER. VALUE	Populated with the DSI value on the source product instance configuration.  The table is populated as part of the initial setup and the DSI value is extracted from the source system.
JOB_NBR	Job Number		Populated with the ODI job execution session number.

## Call Info

Extracts the call details (along with the caller information) created in the source system.

## Properties

Property	Value
Target Table	CD_CALL_INFO
Table Type	Dimension
SCD Type	Type 1

Property	Value
Source System Driver Table	INCIDENTS
ODI Package	B1_PKG_CD_CALL_INFO
ETL View	B1_D_CALL_INFO_VW

## Fields

Target Field	Description	Source Field	Transformation Logic
<b>Surrogate Key</b>			
CALL_INFO_KEY	Call Info Dimension Surrogate Key		Populated with the sequence from SPL_CALL_INFO_SEQ.
<b>Natural Keys</b>			
SRC_INCIDENT_ID	Call Number	INCIDENTS.NUMB	
<b>Attributes</b>			
CALLER_NAME	Caller Name	INCIDENTS.CUSTOMER _NAME	
PHONE_NBR	Phone Number	INCIDENTS.CUSTOMER _PHONE	
COMPLAINT	Complaint Description	INCIDENTS. COMPLAINT	
COMMENTS	Call Comments	INCIDENTS.OP_COMM ENT	
ADDRESS	Address	INCIDENTS.ADDRESS	
ALTERNATE_PHONE	Alternate Phone	INCIDENTS. ALTERNATE_PHONE	
APPT_RANGE	Appointment Range	INCIDENTS. APPT_RANGE	
APPT_TYPE	Appointment Type	INCIDENTS. APPT_TYPE	
BITMASK	Bit Mask	INCIDENTS. BITMASK	
CANCEL_IND	Call Cancelled Indicator	INCIDENTS. CALL_CANCEL	
CUSTOMER_TYPE	Customer Type	INCIDENTS. CUSTOMER_TYPE	
CALLBACK_REQUEST	Callback Request	INCIDENTS. CALLBACK_REQUEST	
CALLBACK_STATUS	Callback Status	INCIDENTS. CALLBACK_STATUS	

Target Field	Description	Source Field	Transformation Logic
CALLBACK_LATE_IND	Callback Late Indicator	INCIDENTS. CALLBACK_LATE	
CALLBACK_CANC_ REASON	Callback Cancel Reason	INCIDENTS. CB_CANCEL_REASON	
CALLBACK_TRANSF_ IND	Callback Transfer Indicator	INCIDENTS. CB_TRANSFERRED	
CALLBACK_USERNAME	Callback Agent Name	INCIDENTS. CB_USERNAME	
CLUE_IND	Clue	INCIDENTS. CLUE	
EXTERNAL_ID	External Id	INCIDENTS. EXTERNAL_ID	
LIFE_SUPPORT_IND	Life Support Indicator	INCIDENTS. LIFE_SUPPORT	
MEET_CODE	Meet Code	INCIDENTS. MEET_CODE	
MESSAGE_IND	Message Indicator	INCIDENTS. MESSAGES	
ORDER_NBR	Order Number	INCIDENTS. ORDER_NUMBER	
AFFECTED_PHASES	Affected Phases	INCIDENTS. PHASES	
PRIORITY	Priority	INCIDENTS. PRIORITY	
TOTAL_PRIORITY	Total Priority	INCIDENTS. TOTALPRIORITY	
TROUBLE_LOC	Trouble Location	INCIDENTS. TROUBLE_LOC	
TROUBLE_QUEUE	Trouble Queue	INCIDENTS. TROUBLE_QUEUE	
USER_NAME	User Name	INCIDENTS. USER_NAME	
ACTIVE_IND	Call Active Indicator	INCIDENTS.ACTIVE	
COMPLETE_IND	Complete Indicator (Y/N)	INCIDENTS.COMPLETE	
DESCRIPTION	Trouble Code Short Description	INCIDENTS.SHORT_ DESC	
<b>User Defined Attributes</b>			
UDF1_CD	User Defined Field 1 Code		
UDF1_DESCR	User Defined Field 1 Description		
UDF2_CD	User Defined Field 2 Code		

Target Field	Description	Source Field	Transformation Logic
UDF2_DESCR	User Defined Field 2 Description		
UDF3_CD	User Defined Field 3 Code		
UDF3_DESCR	User Defined Field 3 Description		
UDF4_CD	User Defined Field 4 Code		
UDF4_DESCR	User Defined Field 4 Description		
UDF5_CD	User Defined Field 5 Code		
UDF5_DESCR	User Defined Field 5 Description		
UDF6_CD	User Defined Field 6 Code		
UDF6_DESCR	User Defined Field 6 Description		
UDF7_CD	User Defined Field 7 Code		
UDF7_DESCR	User Defined Field 7 Description		
UDF8_CD	User Defined Field 8 Code		
UDF8_DESCR	User Defined Field 8 Description		
UDF9_CD	User Defined Field 9 Code		
UDF9_DESCR	User Defined Field 9 Description		
UDF10_CD	User Defined Field 10 Code		
UDF10_DESCR	User Defined Field 10 Description		
<b>Data Load Attributes</b>			
DATA_LOAD_DTTM	Data Load Date/Time		Populated with the load timestamp value.
UPDATE_DTTM	Update Date/Time	TE_STATUSES.JRN_UPD ATE_DTTM  TE_STATUS_GROUPS.JR N_UPDATE_DTTM	Populated with the updated timestamp value.
DELETE_IND		INCIDENTS.JRN_FLAG	Populated with “1” for deleted records, and “0” for new/ modified records.

Target Field	Description	Source Field	Transformation Logic
DATA_SOURCE_IND	Data Source Indicator	CES_PARAMETER.VALUE	Populated with the DSI value on the source product instance configuration.  The table is populated as part of the initial setup and the DSI value is extracted from the source system.
JOB_NBR	Job Number		Populated with the ODI job execution session number.

## City

Extracts distinct city information from the CU\_SERVICE\_LOCATIONS table. The columns that identify the distinct city records are SRC\_STATE, SRC\_COUNTRY, SRC\_CITY, and DATA\_SOURCE\_IND.

### Properties

Property	Value
Target Table	CD_CITY
Table Type	Dimension
SCD Type	Type 1
Source System Driver Table	CU_SERVICE_LOCATIONS
ODI Package	B1_PKG_CD_CITY
ETL View	B1_D_CITY_VW

### Fields

Target Field	Description	Source Field	Transformation Logic
<b>Surrogate Key</b>			
CITY_KEY	City Dimension Surrogate Key		Populated with the sequence from SPL_CITY_SEQ.NEXTVAL.
<b>Natural Keys</b>			
There are no natural keys in this dimension.			

Target Field	Description	Source Field	Transformation Logic
<b>Attributes</b>			
SRC_STATE	State	CU_SERVICE_LOCATIO NS.SERV_STATE	
SRC_CITY	City	CU_SERVICE_LOCATIO NS.SERV_CITY	
SRC_COUNTRY	Country	CU_SERVICE_LOCATIO NS.SERV_COUNTRY	
<b>User Defined Attributes</b>			
UDF1_CD	User Defined Field 1 Code		
UDF1_DESCR	User Defined Field 1 Description		
UDF2_CD	User Defined Field 2 Code		
UDF2_DESCR	User Defined Field 2 Description		
<b>Data Load Attributes</b>			
DATA_LOAD_DTTM	Data Load Date/Time		Populated with the load timestamp value.
UPDATE_DTTM	Update Date/Time	CU_SERVICE_LOCATIO NS.LAST_UPDATE_TIM E	Populated with the updated timestamp value.
DATA_SOURCE_IND	Data Source Indicator	CES_PARAMETER. VALUE	Populated with the DSI value on the source product instance configuration.  The table is populated as part of the initial setup and the DSI value is extracted from the source system.
JOB_NBR	Job Number		Populated with the ODI job execution session number.

## Control Zone

Captures the network model structure from the source system via its control zone records and also stores the hierarchy structure between them.

## Properties

Property	Value
Target Table	CD_CTRL_ZONE
Table Type	Dimension
SCD Type	Type 2
Source System Driver Table	CONTROL_ZONE_STRUCTURES CONTROL_ZONES
ODI Package	B1_PKG_CD_CTRL_ZONE
ETL View	B1_D_CTRL_ZONE_VW

## Fields

Target Field	Description	Source Field	Transformation Logic
<b>Surrogate Key</b>			
CTRL_ZONE_KEY	Control Zone Dimension Surrogate Key		Populated with the sequence from SPL_CTRL_ZONE_SEQ.NE XT VAL.
<b>Natural Keys</b>			
SRC_NCG_ID		CONTROL_ZONES.NCG _ID  CONTROL_ZONE_STRU CTURES.CHILD_NCG_I D	
<b>Attributes</b>			
HIERARCHY_TYPE	Hierarchy Type		“CIR”
CTRL_ZONE_NAME	Control Zone Name	CONTROL_ZONES. NAME	
PARENT_NCG_LVL1_ID	Parent NCG Level 1 ID	CONTROL_ZONES. NCG_ID	Primary hierarchy root NCG
PARENT_NCG_LVL1_ NAME	Parent NCG Level 1 Name	CONTROL_ZONES. NAME	Name of primary hierarchy root NCG
PARENT_NCG_LVL2_ID	Parent NCG Level 2 ID	CONTROL_ZONES. NCG_ID	Control zone one-level below the root NCG
PARENT_NCG_LVL2_ NAME	Parent NCG Level 2 Name	CONTROL_ZONES. NAME	Name of the control zone one- level below root NCG
PARENT_NCG_LVL3_ID	Parent NCG Level 3 ID	CONTROL_ZONES. NCG_ID	Control zone two-levels below the root NCG



Target Field	Description	Source Field	Transformation Logic
PARENT_NCG_LVL3_NAME	Parent NCG Level 3 Name	CONTROL_ZONES.NAME	Name of the control zone two-levels below root NCG
PARENT_NCG_LVL4_ID	Parent NCG Level 4 ID	CONTROL_ZONES.NCG_ID	Control zone three-levels below the root NCG
PARENT_NCG_LVL4_NAME	Parent NCG Level 4 Name	CONTROL_ZONES.NAME	Name of the control zone three-levels below root NCG
PARENT_NCG_LVL5_ID	Parent NCG Level 5 ID	CONTROL_ZONES.NCG_ID	Control zone four-levels below the root NCG
PARENT_NCG_LVL5_NAME	Parent NCG Level 5 Name	CONTROL_ZONES.NAME	Name of the control zone four-levels below root NCG
PARENT_NCG_LVL6_ID	Parent NCG Level 6 ID	CONTROL_ZONES.NCG_ID	Control zone five-levels below the root NCG
PARENT_NCG_LVL6_NAME	Parent NCG Level 6 Name	CONTROL_ZONES.NAME	Name of the control zone five-levels below root NCG
<b>User Defined Attributes</b>			
UDF1_CD	User Defined Field 1 Code		
UDF1_DESCR	User Defined Field 1 Description		
UDF2_CD	User Defined Field 2 Code		
UDF2_DESCR	User Defined Field 2 Description		
UDF3_CD	User Defined Field 3 Code		
UDF3_DESCR	User Defined Field 3 Description		
UDF4_CD	User Defined Field 4 Code		
UDF4_DESCR	User Defined Field 4 Description		
UDF5_CD	User Defined Field 5 Code		
UDF5_DESCR	User Defined Field 5 Description		
UDF6_CD	User Defined Field 6 Code		
UDF6_DESCR	User Defined Field 6 Description		
UDF7_CD	User Defined Field 7 Code		
UDF7_DESCR	User Defined Field 7 Description		
UDF8_CD	User Defined Field 8 Code		

Target Field	Description	Source Field	Transformation Logic
UDF8_DESCR	User Defined Field 8 Description		
UDF9_CD	User Defined Field 9 Code		
UDF9_DESCR	User Defined Field 9 Description		
UDF10_CD	User Defined Field 10 Code		
UDF10_DESCR	User Defined Field 10 Description		
<b>Data Load Attributes</b>			
EFF_START_DTTM	Effective Start Date/Time		
EFF_END_DTTM	Effective End Date/Time		
DATA_LOAD_DTTM	Data Load Date/Time		Populated with the load timestamp value.
DATA_SOURCE_IND	Data Source Indicator	CES_PARAMETER.VALUE	Populated with the DSI value on the source product instance configuration.  The table is populated as part of the initial setup and the DSI value is extracted from the source system.
JOB_NBR	Job Number		Populated with the ODI job execution session number.

## Control Zone Secondary

Captures details of the second control zone hierarchy if it is setup in the source system.

### Properties

Property	Value
Target Table	CD_CTRL_ZONE_SEC
Table Type	Dimension
SCD Type	Type 2
Source System Driver Table	CONTROL_ZONE_STRUCTURES CONTROL_ZONES
ODI Package	B1_PKG_CD_CTRL_ZONE_SEC
ETL View	B1_D_CTRL_ZONE_SEC_VW

## Fields

Target Field	Description	Source Field	Transformation Logic
<b>Surrogate Key</b>			
CTRL_ZONE_SEC_KEY	Control Zone (Secondary) Dimension Surrogate Key		Populated with the sequence from B1_CTRL_ZONE_SEC_SEQ.
<b>Natural Keys</b>			
SRC_NCG_ID	Source NCG ID	CONTROL_ZONES.NCG_ID	All leaf level NCG (i.e. NCG's are not parent) and second parent hierarchy NCG's will be populated into this dimension.  If an NCG has more than one parent NCG, then maximum parent NCG from CONTROL_ZONE_STRUCTURES table will be treated as second hierarchy.
<b>Attributes</b>			
CTRL_ZONE_NAME	Control Zone Name	CONTROL_ZONES.NAME	
PARENT_NCG_LVL1_ID	Parent NCG ID Level 1	CONTROL_ZONES.NCG_ID	Second hierarchy root NCG
PARENT_NCG_LVL1_NAME	Parent NCG Name Level 1	CONTROL_ZONES.NAME	Name of secondary hierarchy root NCG
PARENT_NCG_LVL2_ID	Parent NCG ID Level 2	CONTROL_ZONES.NCG_ID	Control zone one-level below the root NCG
PARENT_NCG_LVL2_NAME	Parent NCG Name Level 2	CONTROL_ZONES.NAME	Name of the control zone one-level below root NCG
PARENT_NCG_LVL3_ID	Parent NCG Level 3 ID	CONTROL_ZONES.NCG_ID	Control zone two-levels below the root NCG
PARENT_NCG_LVL3_NAME	Parent NCG Level 3 Name	CONTROL_ZONES.NAME	Name of the control zone two-levels below root NCG
PARENT_NCG_LVL4_ID	Parent NCG Level 4 ID	CONTROL_ZONES.NCG_ID	Control zone three-levels below the root NCG
PARENT_NCG_LVL4_NAME	Parent NCG Level 4 Name	CONTROL_ZONES.NAME	Name of the control zone three-levels below root NCG
PARENT_NCG_LVL5_ID	Parent NCG Level 5 ID	CONTROL_ZONES.NCG_ID	Control zone four-levels below the root NCG
PARENT_NCG_LVL5_NAME	Parent NCG Level 5 Name	CONTROL_ZONES.NAME	Name of the control zone four-levels below root NCG

Target Field	Description	Source Field	Transformation Logic
PARENT_NCG_LVL6_ID	Parent NCG Level 6 ID	CONTROL_ZONES. NCG_ID	Control zone five-levels below the root NCG
PARENT_NCG_LVL6_ NAME	Parent NCG Level 6 Name	CONTROL_ZONES. NAME	Name of the control zone five- levels below root NCG
<b>User Defined Attributes</b>			
UDF1_CD	User Defined Field 1 Code		
UDF1_DESCR	User Defined Field 1 Description		
UDF2_CD	User Defined Field 2 Code		
UDF2_DESCR	User Defined Field 2 Description		
UDF3_CD	User Defined Field 3 Code		
UDF3_DESCR	User Defined Field 3 Description		
UDF4_CD	User Defined Field 4 Code		
UDF4_DESCR	User Defined Field 4 Description		
UDF5_CD	User Defined Field 5 Code		
UDF5_DESCR	User Defined Field 5 Description		
UDF6_CD	User Defined Field 6 Code		
UDF6_DESCR	User Defined Field 6 Description		
UDF7_CD	User Defined Field 7 Code		
UDF7_DESCR	User Defined Field 7 Description		
UDF8_CD	User Defined Field 8 Code		
UDF8_DESCR	User Defined Field 8 Description		
UDF9_CD	User Defined Field 9 Code		
UDF9_DESCR	User Defined Field 9 Description		
UDF10_CD	User Defined Field 10 Code		
UDF10_DESCR	User Defined Field 10 Description		
<b>Data Load Attributes</b>			
EFF_START_DTTM	Effective Start Date/Time		

Target Field	Description	Source Field	Transformation Logic
EFF_END_DTTM	Effective End Date/Time		
DATA_LOAD_DTTM	Data Load Date/Time		Populated with the load timestamp value.
DATA_SOURCE_IND	Data Source Indicator	CES_PARAMETER.VALUE	Populated with the DSI value on the source product instance configuration.  The table is populated as part of the initial setup and the DSI value is extracted from the source system.
JOB_NBR	Job Number		Populated with the ODI job execution session number.

## Crew

Extracts crew records from both Mobile Workforce Management and Network Management System source database tables CREWS and CREW\_TYPES.

### Properties

Property	Value
Target Table	CD_CREW
Table Type	Dimension
SCD Type	Type 2
Source System Driver Table	CREWS
ODI Package	B1_PKG_CD_CREW
ETL View	B1_D_CREW_VW

### Fields

Target Field	Description	Source Field	Transformation Logic
<b>Surrogate Key</b>			
CREW_KEY	Crew Dimension Surrogate Key		Populated with the sequence from SPL_CREW_SEQ.
<b>Natural Keys</b>			
SRC_CREW_ID	Crew ID	CREWS.CREW_KEY	

Target Field	Description	Source Field	Transformation Logic
<b>Attributes</b>			
ACTIVE	Active		
CREW_CD	Crew Code	CREWS.CREW_ID	
CREW_DESCR	Crew Description	CREW_TYPES.CREW_NAME	
CREW_CENTER	Crew Center		
CREW_CONTACT	Crew Contact	CREWS.CONTACT	
CREW_SIZE	Crew Size	CREWS.CREW_SIZE	
CREW_TYPE_CD	Crew Type Code	CREWS.CREW_TYPE	
CREW_TYPE_DESCR	Crew Type Description	CREW_TYPES.CREW_TYPE	
MOBILE_NUM	Mobile Number	CREWS.MOBILE_NUM	
ORG_UNIT1_CD	Organization Unit 1 Code		
ORG_UNIT1_DESCR	Organization Unit 1 Description		
ORG_UNIT2_CD	Organization Unit 2 Code		
ORG_UNIT2_DESCR	Organization Unit 2 Description		
ORG_UNIT3_CD	Organization Unit 3 Code		
ORG_UNIT3_DESCR	Organization Unit 3 Description		
PAGER_NUM	Page Number	CREWS.PAGER_NUM	
VEHICLE_ID	Vehicle ID		
VEHICLE_NBR	Vehicle Number		
VEHICLE_TYPE	Vehicle Type		
<b>User Defined Attributes</b>			
UDF1_CD	User Defined Field 1 Code		
UDF1_DESCR	User Defined Field 1 Description		
UDF2_CD	User Defined Field 2 Code		
UDF2_DESCR	User Defined Field 2 Description		
UDF3_CD	User Defined Field 3 Code		
UDF3_DESCR	User Defined Field 3 Description		

Target Field	Description	Source Field	Transformation Logic
UDF4_CD	User Defined Field 4 Code		
UDF4_DESCR	User Defined Field 4 Description		
UDF5_CD	User Defined Field 5 Code		
UDF5_DESCR	User Defined Field 5 Description		
UDF6_CD	User Defined Field 6 Code		
UDF6_DESCR	User Defined Field 6 Description		
UDF7_CD	User Defined Field 7 Code		
UDF7_DESCR	User Defined Field 7 Description		
UDF8_CD	User Defined Field 8 Code		
UDF8_DESCR	User Defined Field 8 Description		
UDF9_CD	User Defined Field 9 Code		
UDF9_DESCR	User Defined Field 9 Description		
UDF10_CD	User Defined Field 10 Code		
UDF10_DESCR	User Defined Field 10 Description		
<b>Data Load Attributes</b>			
EFF_START_DTTM	Effective Start Date/Time		
EFF_END_DTTM	Effective End Date/Time		
DATA_LOAD_DTTM	Data Load Date/Time		Populated with the load timestamp value.
DATA_SOURCE_IND	Data Source Indicator	CES_PARAMETER.VALUE	Populated with the DSI value on the source product instance configuration.  The table is populated as part of the initial setup and the DSI value is extracted from the source system.
JOB_NBR	Job Number		Populated with the ODI job execution session number.

## Crew Type

Captures crew type details from the source system.

### Properties

Property	Value
Target Table	CD_CREW_TYPE
Table Type	Dimension
SCD Type	Type 1
Source System Driver Table	CREWS
ODI Package	B1_PKG_CD_CREW_TYPE
ETL View	B1_D_CREW_TYPE_VW

### Fields

Target Field	Description	Source Field	Transformation Logic
<b>Surrogate Key</b>			
CREW_TYPE_KEY	Crew Type Dimension Surrogate Key		Populated with the sequence from B1_CREW_TYPE_SEQ.
<b>Natural Keys</b>			
SRC_CREW_TYPE_ID	Crew Type ID	CREW_TYPES.TYPE_ NUM	
<b>Attributes</b>			
CREW_TYPE	Crew Type	CREW_TYPES.CREW_ TYPE	
MDT_IND	MDT Type Indicator	CREW_TYPES.MDT_ TYPE	
SKILL	Skills	CREW_TYPES.SKILLS	
<b>User Defined Attributes</b>			
UDF1_CD	User Defined Field 1 Code		
UDF1_DESCR	User Defined Field 1 Description		
UDF2_CD	User Defined Field 2 Code		
UDF2_DESCR	User Defined Field 2 Description		
UDF3_CD	User Defined Field 3 Code		



Target Field	Description	Source Field	Transformation Logic
UDF3_DESCR	User Defined Field 3 Description		
UDF4_CD	User Defined Field 4 Code		
UDF4_DESCR	User Defined Field 4 Description		
UDF5_CD	User Defined Field 5 Code		
UDF5_DESCR	User Defined Field 5 Description		
UDF6_CD	User Defined Field 6 Code		
UDF6_DESCR	User Defined Field 6 Description		
UDF7_CD	User Defined Field 7 Code		
UDF7_DESCR	User Defined Field 7 Description		
UDF8_CD	User Defined Field 8 Code		
UDF8_DESCR	User Defined Field 8 Description		
UDF9_CD	User Defined Field 9 Code		
UDF9_DESCR	User Defined Field 9 Description		
UDF10_CD	User Defined Field 10 Code		
UDF10_DESCR	User Defined Field 10 Description		
<b>Data Load Attributes</b>			
UPDATE_DTTM	Update Date/Time		
DATA_LOAD_DTTM	Data Load Date/Time		Populated with the load timestamp value.
DATA_SOURCE_IND	Data Source Indicator	CES_PARAMETER. VALUE	Populated with the DSI value on the source product instance configuration.  The table is populated as part of the initial setup and the DSI value is extracted from the source system.
JOB_NBR	Job Number		Populated with the ODI job execution session number.

## Customers Out

Captures customer size ranges. This is a bucket dimension.

### Properties

Property	Value
Target Table	CD_CUST_OUT
Table Type	Dimension
SCD Type	Type 1
Source System Driver Table	B1_RANGE_LOOKUP
ODI Package	B1_PKG_CD_CUST_OUT
ETL View	B1_D_CUST_OUT_VW

### Fields

Target Field	Description	Source Field	Transformation Logic
<b>Surrogate Key</b>			
CUST_OUT_KEY	Customers Out Dimension Surrogate Key		Populated with the sequence from B1_CUST_OUT_SEQ.
<b>Natural Keys</b>			
RANGE_START	Customers Out Start Range	B1_RANGE_LOOKUP. START_RANGE	
RANGE_END	Customers Out End Range	B1_RANGE_LOOKUP. END_RANGE	
<b>Attributes</b>			
CUST_OUT_DESCR	Description	B1_RANGE_LOOKUP. DESCR	
<b>User Defined Attributes</b>			
UDF1_CD	User Defined Field 1 Code		
UDF1_DESCR	User Defined Field 1 Description		
UDF2_CD	User Defined Field 2 Code		
UDF2_DESCR	User Defined Field 2 Description		
UDF3_CD	User Defined Field 3 Code		

Target Field	Description	Source Field	Transformation Logic
UDF3_DESCR	User Defined Field 3 Description		
UDF4_CD	User Defined Field 4 Code		
UDF4_DESCR	User Defined Field 4 Description		
UDF5_CD	User Defined Field 5 Code		
UDF5_DESCR	User Defined Field 5 Description		
UDF6_CD	User Defined Field 6 Code		
UDF6_DESCR	User Defined Field 6 Description		
UDF7_CD	User Defined Field 7 Code		
UDF7_DESCR	User Defined Field 7 Description		
UDF8_CD	User Defined Field 8 Code		
UDF8_DESCR	User Defined Field 8 Description		
UDF9_CD	User Defined Field 9 Code		
UDF9_DESCR	User Defined Field 9 Description		
UDF10_CD	User Defined Field 10 Code		
UDF10_DESCR	User Defined Field 10 Description		
<b>Data Load Attributes</b>			
UPDATE_DTTM	Update Date/Time		
DATA_LOAD_DTTM	Data Load Date/Time		Populated with the load timestamp value.
DATA_SOURCE_IND	Data Source Indicator	CES_PARAMETER. VALUE	Populated with the DSI value on the source product instance configuration.  The table is populated as part of the initial setup and the DSI value is extracted from the source system.
JOB_NBR	Job Number		Populated with the ODI job execution session number.

## Damage Assessment

Captures various attributes of a damage report as available from the source system.

### Properties

Property	Value
Target Table	CD_DAMAGE_ASMT
Table Type	Dimension
SCD Type	Type 2
Source System Driver Table	DAMAGE_REPORT
ODI Package	B1_PKG_CD_DAMAGE_ASMT
ETL View	B1_D_DAMAGE_ASMT_VW

### Fields

Target Field	Description	Source Field	Transformation Logic
<b>Surrogate Key</b>			
DAMAGE_ASMT_KEY	Damage Assessment Dimension Surrogate Key		Populated from the B1_DAMAGE_ASMT_SEQ sequence.
<b>Natural Keys</b>			
SRC_DAMAGE_ASMT_ID	Damage Assessment ID	DAMAGE_REPORT.REPORT_ID	
<b>Attributes</b>			
SECTION	Affected Section Type	DAMAGE_REPORT.SECTION	
PHASE	Affected Phase	DAMAGE_REPORT.PHASE	
ASSESSOR	Assessor	DAMAGE_REPORT.CREW_ID	
MOBILE_NBR	Mobile Number	DAMAGE_REPORT.RADIO_NUM	
ADDRESS	Address	DAMAGE_REPORT.ADDRESS	
CITY	City	DAMAGE_REPORT.CITY	
LATITUDE	Latitude	DAMAGE_REPORT.LATITUDE	

Target Field	Description	Source Field	Transformation Logic
LONGITUDE	Longitude	DAMAGE_REPORT. LONGITUDE	
ZONE	Zone	DAMAGE_REPORT. ZONE	
GRID	Grid	DAMAGE_REPORT. GRID	
HAZARDOUS_IND	Hazardous Indicator	DAMAGE_REPORT. HAZARDOUS	
LOAD	Load	DAMAGE_REPORT. LOAD	
LOCATION	Location	DAMAGE_REPORT. LOCATION	
ROAD_BLOCK_IND	Road Blocked Indicator	DAMAGE_REPORT. ROAD_BLOCKED	
STREET_LIGHT_IND	Street Light Indicator	DAMAGE_REPORT. STREET_LIGHT	
COMMENT1	Comment1	DAMAGE_REPORT. COMMENT1	
COMMENT2	Comment2	DAMAGE_REPORT. COMMENT2	
<b>User Defined Attributes</b>			
UDF1_CD	User Defined Field 1 Code		
UDF1_DESCR	User Defined Field 1 Description	UDF1	
UDF2_CD	User Defined Field 2 Code		
UDF2_DESCR	User Defined Field 2 Description	UDF2	
UDF3_CD	User Defined Field 3 Code		
UDF3_DESCR	User Defined Field 3 Description	UDF3	
UDF4_CD	User Defined Field 4 Code		
UDF4_DESCR	User Defined Field 4 Description	UDF4	
UDF5_CD	User Defined Field 5 Code		
UDF5_DESCR	User Defined Field 5 Description	UDF5	
UDF6_CD	User Defined Field 6 Code		
UDF6_DESCR	User Defined Field 6 Description	UDF6	

Target Field	Description	Source Field	Transformation Logic
UDF7_CD	User Defined Field 7 Code		
UDF7_DESCR	User Defined Field 7 Description	UDF7	
UDF8_CD	User Defined Field 8 Code		
UDF8_DESCR	User Defined Field 8 Description	UDF8	
UDF9_CD	User Defined Field 9 Code		
UDF9_DESCR	User Defined Field 9 Description	UDF9	
UDF10_CD	User Defined Field 10 Code		
UDF10_DESCR	User Defined Field 10 Description	UDF10	
UDF11_CD	User Defined Field 11 Code		
UDF11_DESCR	User Defined Field 11 Description	UDF11	
UDF12_CD	User Defined Field 12 Code		
UDF12_DESCR	User Defined Field 12 Description	UDF12	
UDF13_CD	User Defined Field 13 Code		
UDF13_DESCR	User Defined Field 13 Description	UDF13	
UDF14_CD	User Defined Field 14 Code		
UDF14_DESCR	User Defined Field 14 Description	UDF14	
UDF15_CD	User Defined Field 15 Code		
UDF15_DESCR	User Defined Field 15 Description	UDF15	
UDF16_CD	User Defined Field 16 Code		
UDF16_DESCR	User Defined Field 16 Description	UDF16	
UDF17_CD	User Defined Field 17 Code		
UDF17_DESCR	User Defined Field 17 Description	UDF17	
UDF18_CD	User Defined Field 18 Code		
UDF18_DESCR	User Defined Field 18 Description	UDF18	
UDF19_CD	User Defined Field 19 Code		

Target Field	Description	Source Field	Transformation Logic
UDF19_DESCR	User Defined Field 19 Description	UDF19	
UDF20_CD	User Defined Field 20 Code		
UDF20_DESCR	User Defined Field 20 Description	UDF20	
UDF21_CD	User Defined Field 21 Code		
UDF21_DESCR	User Defined Field 21 Description	MISC_TEXT1	
UDF22_CD	User Defined Field 22 Code		
UDF22_DESCR	User Defined Field 22 Description	MISC_TEXT2	
UDF23_CD	User Defined Field 23 Code		
UDF23_DESCR	User Defined Field 23 Description	MISC_TEXT3	
UDF24_CD	User Defined Field 24 Code		
UDF24_DESCR	User Defined Field 24 Description	MISC_TEXT4	
UDF25_CD	User Defined Field 25 Code		
UDF25_DESCR	User Defined Field 25 Description	MISC_TEXT5	
UDF26_CD	User Defined Field 26 Code		
UDF26_DESCR	User Defined Field 26 Description	MISC_OPTION1	
UDF27_CD	User Defined Field 27 Code		
UDF27_DESCR	User Defined Field 27 Description	MISC_OPTION2	
UDF28_CD	User Defined Field 28 Code		
UDF28_DESCR	User Defined Field 28 Description	MISC_OPTION3	
UDF29_CD	User Defined Field 29 Code		
UDF29_DESCR	User Defined Field 29 Description	MISC_OPTION4	
UDF30_CD	User Defined Field 30 Code		
UDF30_DESCR	User Defined Field 30 Description	MISC_OPTION5	
<b>Data Load Attributes</b>			
EFF_START_DTTM	Effective Start Date/Time		

Target Field	Description	Source Field	Transformation Logic
EFF_END_DTTM	Effective End Date/Time		
DATA_LOAD_DTTM	Data Load Date/Time		Populated with the load timestamp value.
DATA_SOURCE_IND	Data Source Indicator	CES_PARAMETER.VALUE	Populated with the DSI value on the source product instance configuration.  The table is populated as part of the initial setup and the DSI value is extracted from the source system.
JOB_NBR	Job Number		Populated with the ODI job execution session number.

## Damage Assessment Status

Captures possible statuses that a damage report can be in.

### Properties

Property	Value
Target Table	CD_DAMAGE_ASMT_STATUS
Table Type	Dimension
SCD Type	Type 1
Source System Driver Table	TE_VALID_STATES
ODI Package	B1_PKG_CD_DAMAGE_ASMT_STATUS
ETL View	B1_D_DAMAGE_ASMT_STATUS_VW

### Fields

Target Field	Description	Source Field	Transformation Logic
<b>Surrogate Key</b>			
DAMAGE_ASMT_STATUS_KEY	Damage Assessment Status Dimension Surrogate Key		Populated from the B1_DAMAGE_ASMT_STAT_US_SEQ sequence.
<b>Natural Keys</b>			



Target Field	Description	Source Field	Transformation Logic
SRC_STATE_KEY	State Key	TE_VALID_STATES.STA TE_KEY	
<b>Attributes</b>			
STATE_NAME	State Name	TE_VALID_STATES.STA TE_NAME	
STATE_DESCR	State Description	TE_VALID_STATES.DES CRPTION	
ALARM_IND	Alarm	TE_VALID_STATES.ALA RM	
<b>User Defined Attributes</b>			
UDF1_CD	User Defined Field 1 Code		
UDF1_DESCR	User Defined Field 1 Description		
UDF2_CD	User Defined Field 2 Code		
UDF2_DESCR	User Defined Field 2 Description		
UDF3_CD	User Defined Field 3 Code		
UDF3_DESCR	User Defined Field 3 Description		
UDF4_CD	User Defined Field 4 Code		
UDF4_DESCR	User Defined Field 4 Description		
UDF5_CD	User Defined Field 5 Code		
UDF5_DESCR	User Defined Field 5 Description		
UDF6_CD	User Defined Field 6 Code		
UDF6_DESCR	User Defined Field 6 Description		
UDF7_CD	User Defined Field 7 Code		
UDF7_DESCR	User Defined Field 7 Description		
UDF8_CD	User Defined Field 8 Code		
UDF8_DESCR	User Defined Field 8 Description		
UDF9_CD	User Defined Field 9 Code		
UDF9_DESCR	User Defined Field 9 Description		

Target Field	Description	Source Field	Transformation Logic
UDF10_CD	User Defined Field 10 Code		
UDF10_DESCR	User Defined Field 10 Description		
<b>Data Load Attributes</b>			
UPDATE_DTTM	Update Date/Time		
DATA_LOAD_DTTM	Data Load Date/Time		Populated with the load timestamp value.
DATA_SOURCE_IND	Data Source Indicator	CES_PARAMETER.VALUE	Populated with the DSI value on the source product instance configuration.  The table is populated as part of the initial setup and the DSI value is extracted from the source system.
JOB_NBR	Job Number		Populated with the ODI job execution session number.

## Damage Part

Captures the damage parts that can be listed in a damage report.

### Properties

Property	Value
Target Table	CD_DAMAGE_PART
Table Type	Dimension
SCD Type	Type 2
Source System Driver Table	DAMAGE_PARTS
ODI Package	B1_PKG_CD_DAMAGE_PART
ETL View	B1_D_DAMAGE_PART_VW

### Fields

Target Field	Description	Source Field	Transformation Logic
<b>Surrogate Key</b>			

Target Field	Description	Source Field	Transformation Logic
DAMAGE_PART_KEY	Damage Part Dimension Surrogate Key		Populated from the B1_DAMAGE_PART_SEQ sequence.
<b>Natural Keys</b>			
SRC_PART_ID	Damage Part ID	DAMAGE_PARTS.PART_ ID	
<b>Attributes</b>			
PART_CODE	Damage Part Code	DAMAGE_PARTS.CODE	
PART_NAME	Damage Part Name	DAMAGE_PARTS.PART_ NAME	
PART_TYPE	Damage Part Type	DAMAGE_PARTS.TYPE	
PART_PARENT	Damage Part Parent	DAMAGE_PARTS. PARENT	
<b>User Defined Attributes</b>			
UDF1_CD	User Defined Field 1 Code		
UDF1_DESCR	User Defined Field 1 Description		
UDF2_CD	User Defined Field 2 Code		
UDF2_DESCR	User Defined Field 2 Description		
UDF3_CD	User Defined Field 3 Code		
UDF3_DESCR	User Defined Field 3 Description		
UDF4_CD	User Defined Field 4 Code		
UDF4_DESCR	User Defined Field 4 Description		
UDF5_CD	User Defined Field 5 Code		
UDF5_DESCR	User Defined Field 5 Description		
UDF6_CD	User Defined Field 6 Code		
UDF6_DESCR	User Defined Field 6 Description		
UDF7_CD	User Defined Field 7 Code		
UDF7_DESCR	User Defined Field 7 Description		
UDF8_CD	User Defined Field 8 Code		

Target Field	Description	Source Field	Transformation Logic
UDF8_DESCR	User Defined Field 8 Description		
UDF9_CD	User Defined Field 9 Code		
UDF9_DESCR	User Defined Field 9 Description		
UDF10_CD	User Defined Field 10 Code		
UDF10_DESCR	User Defined Field 10 Description		
<b>Data Load Attributes</b>			
EFF_START_DTTM	Effective Start Date/Time		
EFF_END_DTTM	Effective End Date/Time		
DATA_LOAD_DTTM	Data Load Date/Time		Populated with the load timestamp value.
DATA_SOURCE_IND	Data Source Indicator	CES_PARAMETER.VALUE	Populated with the DSI value on the source product instance configuration.  The table is populated as part of the initial setup and the DSI value is extracted from the source system.
JOB_NBR	Job Number		Populated with the ODI job execution session number.

## Damage Type

Captures the damage types that a damage report can be associated with.

### Properties

Property	Value
Target Table	CD_DAMAGE_TYPE
Table Type	Dimension
SCD Type	Type 2
Source System Driver Table	DAMAGE_TYPES
ODI Package	B1_PKG_CD_DAMAGE_TYPE
ETL View	B1_D_DAMAGE_TYPE_VW

## Fields

Target Field	Description	Source Field	Transformation Logic
<b>Surrogate Key</b>			
DAMAGE_TYPE_KEY	Damage Type Dimension Surrogate Key		Populated with the sequence from B1_DAMAGE_TYPE_SEQ.
<b>Natural Keys</b>			
SRC_DAMAGE_TYPE_ID	Damage Type ID	DAMAGE_TYPES.TYPE_ID	
<b>Attributes</b>			
DAMAGE_TYPE_NAME	Damage Type Name	DAMAGE_TYPES.TYPE_NAME	
<b>User Defined Attributes</b>			
UDF1_CD	User Defined Field 1 Code		
UDF1_DESCR	User Defined Field 1 Description		
UDF2_CD	User Defined Field 2 Code		
UDF2_DESCR	User Defined Field 2 Description		
UDF3_CD	User Defined Field 3 Code		
UDF3_DESCR	User Defined Field 3 Description		
UDF4_CD	User Defined Field 4 Code		
UDF4_DESCR	User Defined Field 4 Description		
UDF5_CD	User Defined Field 5 Code		
UDF5_DESCR	User Defined Field 5 Description		
UDF6_CD	User Defined Field 6 Code		
UDF6_DESCR	User Defined Field 6 Description		
UDF7_CD	User Defined Field 7 Code		
UDF7_DESCR	User Defined Field 7 Description		
UDF8_CD	User Defined Field 8 Code		
UDF8_DESCR	User Defined Field 8 Description		
UDF9_CD	User Defined Field 9 Code		

Target Field	Description	Source Field	Transformation Logic
UDF9_DESCR	User Defined Field 9 Description		
UDF10_CD	User Defined Field 10 Code		
UDF10_DESCR	User Defined Field 10 Description		
<b>Data Load Attributes</b>			
EFF_START_DTTM	Effective Start Date/Time		
EFF_END_DTTM	Effective End Date/Time		
DATA_LOAD_DTTM	Data Load Date/Time		Populated with the load timestamp value.
DATA_SOURCE_IND	Data Source Indicator	CES_PARAMETER. VALUE	Populated with the DSI value on the source product instance configuration.  The table is populated as part of the initial setup and the DSI value is extracted from the source system.
JOB_NBR	Job Number		Populated with the ODI job execution session number.

## Device Dimension

Stores device records from the Network Management System source database table NETWORK\_COMPONENTS.

### Properties

Property	Value
Target Table	CD_DEVICE
Table Type	Dimension
SCD Type	Type 2
Source System Driver Table	NETWORK_COMPONENTS
ODI Package	B1_PKG_CD_DEVICE
ETL View	B1_D_DEVICE_VW

### Fields

Target Field	Description	Source Field	Transformation Logic
<b>Surrogate Key</b>			
DEVICE_KEY	Device Dimension Surrogate Key		Populated with the sequence from SPL_DEVICE_SEQ.NEXT VAL.
<b>Natural Keys</b>			
SRC_DEVICE_CLS	Device Class	NETWORK_COMPONE NTS.H_CLS	
SRC_DEVICE_IDX	Device Index	NETWORK_COMPONE NTS.H_IDX	
<b>Attributes</b>			
DEVICE_NAME	Device Name	NETWORK_COMPONE NTS.NAME	
DEVICE_TYPE_CD	Device Type Code	CLASSES.C_TYPE	
DEVICE_TYPE_DESCR	Device Type Description	CLASSES.C_TYPE	
DEVICE_CLASS_CD	Device Class Code	CLASSES.C_NAME	
DEVICE_CLASS_DESCR	Device Class Description	CLASSES.C_DESC	
ACTIVE_IND	Active Indicator	NETWORK_COMPONE NTS.ACTIVE	
VOLTAGE	Voltage	NETWORK_COMPONE NTS.VOLTAGE	

Target Field	Description	Source Field	Transformation Logic
<b>User Defined Attributes</b>			
UDF1_CD	User Defined Field 1 Code		
UDF1_DESCR	User Defined Field 1 Description		
UDF2_CD	User Defined Field 2 Code		
UDF2_DESCR	User Defined Field 2 Description		
UDF3_CD	User Defined Field 3 Code		
UDF3_DESCR	User Defined Field 3 Description		
UDF4_CD	User Defined Field 4 Code		
UDF4_DESCR	User Defined Field 4 Description		
UDF5_CD	User Defined Field 5 Code		
UDF5_DESCR	User Defined Field 5 Description		
UDF6_CD	User Defined Field 6 Code		
UDF6_DESCR	User Defined Field 6 Description		
UDF7_CD	User Defined Field 7 Code		
UDF7_DESCR	User Defined Field 7 Description		
UDF8_CD	User Defined Field 8 Code		
UDF8_DESCR	User Defined Field 8 Description		
UDF9_CD	User Defined Field 9 Code		
UDF9_DESCR	User Defined Field 9 Description		
UDF10_CD	User Defined Field 10 Code		
UDF10_DESCR	User Defined Field 10 Description		
<b>Data Load Attributes</b>			
EFF_START_DTTM	Effective Start Date/Time		
EFF_END_DTTM	Effective End Date/Time		
DATA_LOAD_DTTM	Data Load Date/Time		Populated with the load timestamp value.



Target Field	Description	Source Field	Transformation Logic
DATA_SOURCE_IND	Data Source Indicator	CES_PARAMETER.VALUE	Populated with the DSI value on the source product instance configuration.  The table is populated as part of the initial setup and the DSI value is extracted from the source system.
JOB_NBR	Job Number		Populated with the ODI job execution session number.

## Estimated Restoration Duration

Contains the bucket ranges used for grouping the estimated restoration duration.

### Properties

Property	Value
Target Table	CD_EST_RST_DUR
Table Type	Dimension
SCD Type	Type 1
Source System Driver Table	B1_RANGE_LOOKUP
ODI Package	B1_PKG_CD_EST_RST_DUR
ETL View	B1_D_EST_RST_DUR_VW

### Fields

Target Field	Description	Source Field	Transformation Logic
<b>Surrogate Key</b>			
EST_RST_DUR_KEY	Estimated Restoration Duration Dimension Surrogate Key		Populated with the sequence from B1_EST_RST_DUR_SEQ.NEXT_VAL.
<b>Natural Keys</b>			
RANGE_START	Estimated Restoration Duration Start Range	B1_RANGE_LOOKUP.START_RANGE	
RANGE_END	Estimated Restoration Duration End Range	B1_RANGE_LOOKUP.END_RANGE	

Target Field	Description	Source Field	Transformation Logic
<b>Attributes</b>			
EST_RST_DUR_DESCR	Estimated Restoration Duration Description	B1_RANGE_LOOKUP.D ESCR	
<b>User Defined Attributes</b>			
UDF1_CD	User Defined Field 1 Code		
UDF1_DESCR	User Defined Field 1 Description		
UDF2_CD	User Defined Field 2 Code		
UDF2_DESCR	User Defined Field 2 Description		
UDF3_CD	User Defined Field 3 Code		
UDF3_DESCR	User Defined Field 3 Description		
UDF4_CD	User Defined Field 4 Code		
UDF4_DESCR	User Defined Field 4 Description		
UDF5_CD	User Defined Field 5 Code		
UDF5_DESCR	User Defined Field 5 Description		
UDF6_CD	User Defined Field 6 Code		
UDF6_DESCR	User Defined Field 6 Description		
UDF7_CD	User Defined Field 7 Code		
UDF7_DESCR	User Defined Field 7 Description		
UDF8_CD	User Defined Field 8 Code		
UDF8_DESCR	User Defined Field 8 Description		
UDF9_CD	User Defined Field 9 Code		
UDF9_DESCR	User Defined Field 9 Description		
UDF10_CD	User Defined Field 10 Code		
UDF10_DESCR	User Defined Field 10 Description		
<b>Data Load Attributes</b>			
UPDATE_DTTM	Update Date/Time		

Target Field	Description	Source Field	Transformation Logic
DATA_LOAD_DTTM	Data Load Date/Time		Populated with the load timestamp value.
DATA_SOURCE_IND	Data Source Indicator	CES_PARAMETER.VALUE	Populated with the DSI value on the source product instance configuration.  The table is populated as part of the initial setup and the DSI value is extracted from the source system.
JOB_NBR	Job Number		Populated with the ODI job execution session number.

## Event

Extracts event information from the Network Management System applications using the source database table JOBS.

### Properties

Property	Value
Target Table	CD_EVENT
Table Type	Dimension
SCD Type	Type 1
Source System Driver Table	JOBS
ODI Package	B1_PKG_CD_EVENT
ETL View	B1_D_EVENT_VW

### Fields

Target Field	Description	Source Field	Transformation Logic
<b>Surrogate Key</b>			
EVENT_KEY	Event Dimension Surrogate Key		Populated with the sequence from SPL_EVENT_SEQ.NEXT_VAL.
<b>Natural Keys</b>			
SRC_NBR	Number (Natural Key)	JOBS.NUMB	

Target Field	Description	Source Field	Transformation Logic
<b>Attributes</b>			
EVENT_NBR	Event Number	JOBS.EVENT_IDX	
DELETE_IND	Delete Indicator		Used for marking the event as deleted in the source.
EXCLUDE_REASON	Exclude Reason	PICKLIST_INFO_UPD_T R.DTR_TEXT	
OPERATOR_COMMENT	Operator Comment	JOBS.OPERATOR_COMMENT	
EVENT_STATE_CD	Event Status Code	JOBS.VALID_STATE_KEY	
EVENT_STATE_DESCR	Event Status Description	JOBS.ALARM_STATE TE_VALID_STATES.DES CRPTION	NVL(TE_VALID_STATES.D ESCRPTION, JOBS.ALARM_STATE)
X_COORDINATE	X Coordinate	JOBS.X_COORD	
Y_COORDINATE	Y Coordinate	JOBS.Y_COORD	
FIRST_CALL_ADDR	First Call Address	JOBS.ADDR_STREET JOBS.ADDR_CITY	JOBS.ADDR_STREET    ';'    JOBS.ADDR_CITY
REMEDY_CD	Remedy	PICKLIST_INFO_UPD_T R.REMEDY_OM	
TROUBLE_CD_LIST	Trouble Code	JOBS.TROUBLE_CODE	
SCHEDULED_DEV_OM	Scheduled Device Code	PICKLIST_INFO_UPD_T R.SCHEDULED_DEV_O M	
HUMAN_ELEM_OM	Human Element Code	PICKLIST_INFO_UPD_T R.HUMAN_ELEM_OM	
OTHER_CAUSE_OM	Other Code	PICKLIST_INFO_UPD_T R.OTHER_CAUSE_OM	
FOREIGN_INTERF_OM	Foreign Interference Code	PICKLIST_INFO_UPD_T R.FOREIGN_INTERF_O M	
VEGETATION_OM	Vegetation Code	PICKLIST_INFO_UPD_T R.VEGETATION_OM	
DEF_EQUIP_OM	Defense Equipment Code	PICKLIST_INFO_UPD_T R.DEF_EQUIP_OM	
ADV_ENVIRON_OM	Adverse Environment Code	PICKLIST_INFO_UPD_T R.ADV_ENVIRON_OM	
ADV_WEATHER_OM	Adverse Weather Code	PICKLIST_INFO_UPD_T R.ADV_WEATHER_OM	

Target Field	Description	Source Field	Transformation Logic
REMEDY_OM	Remedy Code	PICKLIST_INFO_UPD_T R.REMEDY_OM	
KEY_EVENT_IDX	Key Event Index	RELATED_OUTAGES.K EY_EVENT_IDX	
H_CLS	Device Class	JOBS.H_CLS	
H_IDX	Device Index	JOBS.H_IDX	
ACTIVE_IND	Active Indicator	JOBS.ACTIVE	
CITY	City	JOBS.ADDR_CITY	
CALL_TYPE	Call Type	JOBS.CALL_TYPE	
DISPLAY_NAME	Display Name	JOBS.DISPLAY_NAME	
ESTIMATION_SRC_CD	Estimation Source	JOBS.EST_SOURCE	
EVENT_CLS	Event Class	JOBS.EVENT_CLS	
EVENT_IDX	Event Index	JOBS.EVENT_IDX	
EXT_ID	External ID	JOBS.EXTERNAL_ID	
REFRL_GRP	Referral Group	JOBS.REFERRAL_GROU P	
RULE_SET	Rule Set	JOBS.RULE_SET	
TRBLE_QUEUE	Trouble Queue	JOBS.TROUBLE_QUEUE	
COMPLETED_BY	Completed By	JOBS.WHO_COMPLETE D	
ABN_IND	ABN Flag	PICKLIST_INFO_UPD_T R.ABN_FLAG	
ACTION_TXT	Action Text	PICKLIST_INFO_UPD_T R.ACTION_TEXT	
CLEAR_IND	Clear Flag	PICKLIST_INFO_UPD_T R.CLEAR_FLAG	
CTRL_ZONE_TXT	Control Zone Text	PICKLIST_INFO_UPD_T R.CONTROL_ZONE_TE XT	
DEVICE_TXT	Device Text	PICKLIST_INFO_UPD_T R.DEVICE_TEXT	
EXCP_IND	Exception Flag	PICKLIST_INFO_UPD_T R.EXCEPTION_FLAG	
FAILURE_OM	Failure Cause	PICKLIST_INFO_UPD_T R.FAILURE_OM	
FEEDER_TXT	Feeder Text	PICKLIST_INFO_UPD_T R.FEEDER_TEXT	

Target Field	Description	Source Field	Transformation Logic
INTERRUPT_DEV_OM	Interruption Dev OM	PICKLIST_INFO_UPD_T R.INTERRUPT_DEV_O M	
SYSTEM_OM	System OM	PICKLIST_INFO_UPD_T R.SYSTEM_OM	
TYPE_OM	Type OM	PICKLIST_INFO_UPD_T R.TYPE_OM	
CAUSE_OM	Cause OM	PICKLIST_INFO_UPD_T R.CAUSE_OM	
ESTIMATED_OUT_OM	Estimated Out OM	PICKLIST_INFO_UPD_T R.EST_OUT_OM	
PRIMARY_CAUSE_OM	Primary Cause Category	PICKLIST_INFO_UPD_T R .PRIMARY_CAUSE_OM	
STATUS_CD	Status	JOBS.STATUS	
EVENT_STATE_NAME	Event State Name	TE_VALID_STATES.STA TE_NAME	
<b>User Defined Attributes</b>			
UDF1_CD	User Defined Field 1 Code		
UDF1_DESCR	User Defined Field 1 Description		
UDF2_CD	User Defined Field 2 Code		
UDF2_DESCR	User Defined Field 2 Description		
UDF3_CD	User Defined Field 3 Code		
UDF3_DESCR	User Defined Field 3 Description		
UDF4_CD	User Defined Field 4 Code		
UDF4_DESCR	User Defined Field 4 Description		
UDF5_CD	User Defined Field 5 Code		
UDF5_DESCR	User Defined Field 5 Description		
UDF6_CD	User Defined Field 6 Code		
UDF6_DESCR	User Defined Field 6 Description		
UDF7_CD	User Defined Field 7 Code		
UDF7_DESCR	User Defined Field 7 Description		

Target Field	Description	Source Field	Transformation Logic
UDF8_CD	User Defined Field 8 Code		
UDF8_DESCR	User Defined Field 8 Description		
UDF9_CD	User Defined Field 9 Code		
UDF9_DESCR	User Defined Field 9 Description		
UDF10_CD	User Defined Field 10 Code		
UDF10_DESCR	User Defined Field 10 Description		
UDF11_CD	User Defined Field 11 Code		
UDF11_DESCR	User Defined Field 11 Description		
UDF12_CD	User Defined Field 12 Code		
UDF12_DESCR	User Defined Field 12 Description		
UDF13_CD	User Defined Field 13 Code		
UDF13_DESCR	User Defined Field 13 Description		
UDF14_CD	User Defined Field 14 Code		
UDF14_DESCR	User Defined Field 14 Description		
UDF15_CD	User Defined Field 15 Code		
UDF15_DESCR	User Defined Field 15 Description		
UDF16_CD	User Defined Field 16 Code		
UDF16_DESCR	User Defined Field 16 Description		
UDF17_CD	User Defined Field 17 Code		
UDF17_DESCR	User Defined Field 17 Description		
UDF18_CD	User Defined Field 18 Code		
UDF18_DESCR	User Defined Field 18 Description		
UDF19_CD	User Defined Field 19 Code		
UDF19_DESCR	User Defined Field 19 Description		
UDF20_CD	User Defined Field 20 Code		

Target Field	Description	Source Field	Transformation Logic
UDF20_DESCR	User Defined Field 20 Description		
UDF21_CD	User Defined Field 21 Code		
UDF21_DESCR	User Defined Field 21 Description		
UDF22_CD	User Defined Field 22 Code		
UDF22_DESCR	User Defined Field 22 Description		
UDF23_CD	User Defined Field 23 Code		
UDF23_DESCR	User Defined Field 23 Description		
UDF24_CD	User Defined Field 24 Code		
UDF24_DESCR	User Defined Field 24 Description		
UDF25_CD	User Defined Field 25 Code		
UDF25_DESCR	User Defined Field 25 Description		
UDF26_CD	User Defined Field 26 Code		
UDF26_DESCR	User Defined Field 26 Description		
UDF27_CD	User Defined Field 27 Code		
UDF27_DESCR	User Defined Field 27 Description		
UDF28_CD	User Defined Field 28 Code		
UDF28_DESCR	User Defined Field 28 Description		
UDF29_CD	User Defined Field 29 Code		
UDF29_DESCR	User Defined Field 29 Description		
UDF30_CD	User Defined Field 30 Code		
UDF30_DESCR	User Defined Field 30 Description		
UDF31_CD	User Defined Field 31 Code		
UDF31_DESCR	User Defined Field 31 Description		
UDF32_CD	User Defined Field 32 Code		
UDF32_DESCR	User Defined Field 32 Description		



Target Field	Description	Source Field	Transformation Logic
UDF33_CD	User Defined Field 33 Code		
UDF33_DESCR	User Defined Field 33 Description		
UDF34_CD	User Defined Field 34 Code		
UDF34_DESCR	User Defined Field 34 Description		
UDF35_CD	User Defined Field 35 Code		
UDF35_DESCR	User Defined Field 35 Description		
UDF36_CD	User Defined Field 36 Code		
UDF36_DESCR	User Defined Field 36 Description		
UDF37_CD	User Defined Field 37 Code		
UDF37_DESCR	User Defined Field 37 Description		
UDF38_CD	User Defined Field 38 Code		
UDF38_DESCR	User Defined Field 38 Description		
UDF39_CD	User Defined Field 39 Code		
UDF39_DESCR	User Defined Field 39 Description		
UDF40_CD	User Defined Field 40 Code		
UDF40_DESCR	User Defined Field 40 Description		
SORT_COL_1	Sort Column 1	JOBS.SORT_COL_1	
SORT_COL_2	Sort Column 2	JOBS.SORT_COL_2	
SORT_COL_3	Sort Column 3	JOBS.SORT_COL_3	
SORT_COL_4	Sort Column 4	JOBS.SORT_COL_4	
SORT_COL_5	Sort Column 5	JOBS.SORT_COL_5	
SORT_COL_6	Sort Column 6	JOBS.SORT_COL_6	
SORT_COL_7	Sort Column 7	JOBS.SORT_COL_7	
SORT_COL_8	Sort Column 8	JOBS.SORT_COL_8	
SORT_COL_9	Sort Column 9	JOBS.SORT_COL_9	
<b>Data Load Attributes</b>			
UPDATE_DTTM	Update Date/Time		

Target Field	Description	Source Field	Transformation Logic
DATA_LOAD_DTTM	Data Load Date/Time		Populated with the load timestamp value.
DATA_SOURCE_IND	Data Source Indicator	CES_PARAMETER.VALUE	Populated with the DSI value on the source product instance configuration.  The table is populated as part of the initial setup and the DSI value is extracted from the source system.
JOB_NBR	Job Number		Populated with the ODI job execution session number.

## Event Status

Extracts various statuses of events in the TE\_VALID\_STATES table from the Network Management System database.

### Properties

Property	Value
Target Table	CD_EVENT_STATUS
Table Type	Dimension
SCD Type	Type 1
Source System Driver Table	TE_STATUSES A
ODI Package	B1_PKG_CD_EVENT_STATUS
ETL View	B1_D_EVENT_STATUS_VW

### Fields

Target Field	Description	Source Field	Transformation Logic
<b>Surrogate Key</b>			
EVENT_STATUS_KEY	Event Status Dimension Surrogate Key		Populated with the sequence from SPL_EVENT_STATUS_SEQ. NEXT_VAL

Target Field	Description	Source Field	Transformation Logic
<b>Natural Keys</b>			
SRC_STATUS	Status (Natural Key)	TE_STATUSES.TRANS_S TATUS	
<b>Attributes</b>			
EVENT_STATUS_CD	Event Status Code	TE_STATUSES.DESCRIP TION	Populated with “-” if null.
EVENT_STATUS_DESCR	Event Status Description	TE_STATUSES.DESCRIP TION	Populated with “-” if null.
GROUP_CD	Group Code	TE_STATUS_GROUPS. GROUP_NAME	
GROUP_DESCR	Group Description	TE_STATUS_GROUPS. DESCRIPTION	
<b>User Defined Attributes</b>			
UDF1_CD	User Defined Field 1 Code		
UDF1_DESCR	User Defined Field 1 Description		
UDF2_CD	User Defined Field 2 Code		
UDF2_DESCR	User Defined Field 2 Description		
UDF3_CD	User Defined Field 3 Code		
UDF3_DESCR	User Defined Field 3 Description		
UDF4_CD	User Defined Field 4 Code		
UDF4_DESCR	User Defined Field 4 Description		
UDF5_CD	User Defined Field 5 Code		
UDF5_DESCR	User Defined Field 5 Description		
UDF6_CD	User Defined Field 6 Code		
UDF6_DESCR	User Defined Field 6 Description		
UDF7_CD	User Defined Field 7 Code		
UDF7_DESCR	User Defined Field 7 Description		
UDF8_CD	User Defined Field 8 Code		
UDF8_DESCR	User Defined Field 8 Description		

Target Field	Description	Source Field	Transformation Logic
UDF9_CD	User Defined Field 9 Code		
UDF9_DESCR	User Defined Field 9 Description		
UDF10_CD	User Defined Field 10 Code		
UDF10_DESCR	User Defined Field 10 Description		
<b>Data Load Attributes</b>			
UPDATE_DTTM	Update Date/Time	TE_STATUSES.JRN_UPD ATE_DTTM  TE_STATUS_GROUPS.JR N_UPDATE_DTTM	Populated with the updated timestamp value.
DATA_LOAD_DTTM	Data Load Date/Time		Populated with the load timestamp value.
DATA_SOURCE_IND	Data Source Indicator	CES_PARAMETER. VALUE	Populated with the DSI value on the source product instance configuration.  The table is populated as part of the initial setup and the DSI value is extracted from the source system.
JOB_NBR	Job Number		Populated with the ODI job execution session number.

## Exclusion Detail

Captures exclusion period details of a storm from the source system.

### Properties

Property	Value
Target Table	CD_EXCL_DETAIL
Table Type	Dimension
SCD Type	Type 1
Source System Driver Table	STORMMAN_STORMS
ODI Package	B1_PKG_CD_EXCL_DETAIL
ETL View	B1_D_EXCL_DETAIL_VW

## Fields

Target Field	Description	Source Field	Transformation Logic
<b>Surrogate Key</b>			
EXCL_DETAIL_KEY	Excludable Storm Dimension Surrogate Key		Populated from the B1_EXCL_DETAIL_SEQ sequence.
<b>Natural Keys</b>			
SRC_NCG_ID	Strom Level NCG	STORMMAN_STORMS.Z ONE_IDX	
SRC_STORM_NAME	Storm Name	STORMMAN_STORMS.S TORM_NAME	
<b>Attributes</b>			
SRC_STORM_NAME_SFX	Storm Name Suffix	STORMMAN_STORMS.S TORM_DATE	
EXCL_PERIOD_ COMMENTS	Exclusion Period Comments	STORMMAN_STORMS.E X_STORM_COMMENT	
<b>User Defined Attributes</b>			
UDF1_CD	User Defined Field 1 Code		
UDF1_DESCR	User Defined Field 1 Description		
UDF2_CD	User Defined Field 2 Code		
UDF2_DESCR	User Defined Field 2 Description		
UDF3_CD	User Defined Field 3 Code		
UDF3_DESCR	User Defined Field 3 Description		
UDF4_CD	User Defined Field 4 Code		
UDF4_DESCR	User Defined Field 4 Description		
UDF5_CD	User Defined Field 5 Code		
UDF5_DESCR	User Defined Field 5 Description		
UDF6_CD	User Defined Field 6 Code		
UDF6_DESCR	User Defined Field 6 Description		
UDF7_CD	User Defined Field 7 Code		
UDF7_DESCR	User Defined Field 7 Description		

Target Field	Description	Source Field	Transformation Logic
UDF8_CD	User Defined Field 8 Code		
UDF8_DESCR	User Defined Field 8 Description		
UDF9_CD	User Defined Field 9 Code		
UDF9_DESCR	User Defined Field 9 Description		
UDF10_CD	User Defined Field 10 Code		
UDF10_DESCR	User Defined Field 10 Description		
<b>Data Load Attributes</b>			
UPDATE_DTTM	Update Date/Time		Populated with the updated timestamp value.
DATA_LOAD_DTTM	Data Load Date/Time		Populated with the load timestamp value.
DATA_SOURCE_IND	Data Source Indicator	CES_PARAMETER.VALUE	Populated with the DSI value on the source product instance configuration.  The table is populated as part of the initial setup and the DSI value is extracted from the source system.
JOB_NBR	Job Number		Populated with the ODI job execution session number.

## Feeder

Extracts feeder and corresponding substation information from the FEEDERS table.

### Properties

Property	Value
Target Table	CD_FEEDER
Table Type	Dimension
SCD Type	Type 2
Source System Driver Table	FEEDERS
ODI Package	B1_PKG_CD_FEEDER
ETL View	B1_D_FEEDER_VW

## Fields

Target Field	Description	Source Field	Transformation Logic
<b>Surrogate Key</b>			
FEEDER_KEY	Feeder Duration Dimension Surrogate Key		Populated with the sequence from SPL_FEEDER_SEQ.NEXT_ VAL.
<b>Natural Keys</b>			
SRC_FEEDER_IDX	Feeder Index	FEEDERS.H_IDX	
SRC_FEEDER_CLS	Feeder Class	FEEDERS.H_CLS	
<b>Attributes</b>			
FEEDER_NAME	Feeder Name	FEEDERS.FEEDER_NAME  FEEDERS.H_CLS  FEEDERS.H_IDX	Use the feeder name if available. Else, use the combination of class and index.
SUBSTN_CD	Substation Code	FEEDERS.SUBSTATION_NAME	
SUBSTN_DESCR	Substation Name	FEEDERS.SUBSTATION_NAME	
<b>User Defined Attributes</b>			
UDF1_CD	User Defined Field 1 Code		
UDF1_DESCR	User Defined Field 1 Description		
UDF2_CD	User Defined Field 2 Code		
UDF2_DESCR	User Defined Field 2 Description		
UDF3_CD	User Defined Field 3 Code		
UDF3_DESCR	User Defined Field 3 Description		
UDF4_CD	User Defined Field 4 Code		
UDF4_DESCR	User Defined Field 4 Description		
UDF5_CD	User Defined Field 5 Code		
UDF5_DESCR	User Defined Field 5 Description		
UDF6_CD	User Defined Field 6 Code		

Target Field	Description	Source Field	Transformation Logic
UDF6_DESCR	User Defined Field 6 Description		
UDF7_CD	User Defined Field 7 Code		
UDF7_DESCR	User Defined Field 7 Description		
UDF8_CD	User Defined Field 8 Code		
UDF8_DESCR	User Defined Field 8 Description		
UDF9_CD	User Defined Field 9 Code		
UDF9_DESCR	User Defined Field 9 Description		
UDF10_CD	User Defined Field 10 Code		
UDF10_DESCR	User Defined Field 10 Description		
<b>Data Load Attributes</b>			
DATA_LOAD_DTTM	Data Load Date/Time		Populated with the load timestamp value.
EFF_START_DTTM	Effective Start Date/ Time		
EFF_END_DTTM	Effective End Date/ Time	FEEDERS.DEATH	
DATA_SOURCE_IND	Data Source Indicator	CES_PARAMETER. VALUE	Populated with the DSI value on the source product instance configuration.  The table is populated as part of the initial setup and the DSI value is extracted from the source system.
JOB_NBR	Job Number		Populated with the ODI job execution session number.

## Major Event Snapshot Type

Holds three static values to be used for classifying the type of snapshot data being captured in the City and Control Zone Outage facts.

**Note:** This dimension holds static data inserted by the initial setup procedure.



## Properties

Property	Value
Target Table	CD_MAJ_EVT_SNAP_TYPE
Table Type	Dimension
SCD Type	Type 1
Source System Driver Table	n/a
ODI Package	n/a
ETL View	n/a

## Fields

Target Field	Description	Source Field	Transformation Logic
<b>Surrogate Key</b>			
SNAP_TYPE_CD	Snapshot Type Dimension Surrogate Key		Populated with one of the static values below: <ul style="list-style-type: none"> <li>• BLUE_SKY - If the Begin DTTM falls outside the exclusion period of the STORM (storm does not have any impact).</li> <li>• MAJ_EVT - If the Begin DTTM falls within the exclusion period (storm has an impact).</li> <li>• ALL - MAJOR EVENT + BLUE SKY</li> </ul>
<b>Natural Keys</b>			
There are no natural keys in this dimension.			
<b>Attributes</b>			

Target Field	Description	Source Field	Transformation Logic
SNAP_TYPE_DESCR	Snapshot Type Description		Populated with one of the static values below: <ul style="list-style-type: none"> <li>• BLUE_SKY - If the Begin DTTM falls outside the exclusion period of the STORM (storm does not have any impact).</li> <li>• MAJ_EVT - If the Begin DTTM falls within the exclusion period (storm has an impact).</li> <li>• ALL - MAJOR EVENT + BLUE SKY</li> </ul>

#### User Defined Attributes

There are no user defined attributes in this dimension.

#### Data Load Attributes

There are no data load attributes in this dimension.

## Meter

Extracts meter ID and meter type details from CU\_METERS table in the Network Management System source database.

### Properties

Property	Value
Target Table	CD_METER
Table Type	Dimension
SCD Type	Type 2
Source System Driver Table	CU_METERS
ODI Package	B1_PKG_CD_METER
ETL View	B1_D_METER_VW

---

**Fields**


---

Target Field	Description	Source Field	Transformation Logic
<b>Surrogate Key</b>			
METER_KEY	Meter Dimension Surrogate Key		Populated with the sequence from SPL_METER_SEQ.NEXT_VAL.
<b>Natural Keys</b>			
SRC_METER_ID	Meter ID	CU_METERS.METER_ID	
<b>Attributes</b>			
METER_INFO	Meter Number	CU_METERS.METER_NO	
METER_TYPE_CD	Meter Type Code	CU_METERS.METER_TYPE	
AMR_ENABLED_IND	AMR Enabled Indicator	CU_METERS.METER_AMR_ENABLED	
MANUFACTURER_NAME	Manufacturer Name	CU_METERS.METER_MANUFACTURER	
METER_NBR	Meter Number	CU_METERS.METER_NO	
NBR_PHASES	Number of Phases	CU_METERS.METER_PHASES	
RATE_CD	Rate Code	CU_METERS.METER_RATE_CODE	
SERIAL_NBR	Serial Number	CU_METERS.METER_SERIAL_NUMBER	
<b>User Defined Attributes</b>			
UDF1_CD	User Defined Field 1 Code		
UDF1_DESCR	User Defined Field 1 Description		
UDF2_CD	User Defined Field 2 Code		
UDF2_DESCR	User Defined Field 2 Description		
UDF3_CD	User Defined Field 3 Code		
UDF3_DESCR	User Defined Field 3 Description		
UDF4_CD	User Defined Field 4 Code		

Target Field	Description	Source Field	Transformation Logic
UDF4_DESCR	User Defined Field 4 Description		
UDF5_CD	User Defined Field 5 Code		
UDF5_DESCR	User Defined Field 5 Description		
UDF6_CD	User Defined Field 6 Code		
UDF6_DESCR	User Defined Field 6 Description		
UDF7_CD	User Defined Field 7 Code		
UDF7_DESCR	User Defined Field 7 Description		
UDF8_CD	User Defined Field 8 Code		
UDF8_DESCR	User Defined Field 8 Description		
UDF9_CD	User Defined Field 9 Code		
UDF9_DESCR	User Defined Field 9 Description		
UDF10_CD	User Defined Field 10 Code		
UDF10_DESCR	User Defined Field 10 Description		
<b>Data Load Attributes</b>			
DATA_LOAD_DTTM	Data Load Date/Time		Populated with the load timestamp value.
EFF_START_DTTM	Effective Start Date/ Time		
EFF_END_DTTM	Effective End Date/ Time		
DATA_SOURCE_IND	Data Source Indicator	CES_PARAMETER. VALUE	Populated with the DSI value on the source product instance configuration.  The table is populated as part of the initial setup and the DSI value is extracted from the source system.
JOB_NBR	Job Number		Populated with the ODI job execution session number.

## Network Premise

Captures additional information of service locations such as the criticality types based on the priority indicators defined on service locations from the source system.

### Properties

Property	Value
Target Table	CD_NETWORK_PREM
Table Type	Dimension
SCD Type	Type 2
Source System Driver Table	CU_SERVICE_LOCATIONS
ODI Package	B1_PKG_CD_NETWORK_PREM
ETL View	B1_D_NETWORK_PREM_VW

### Fields

Target Field	Description	Source Field	Transformation Logic
<b>Surrogate Key</b>			
NETWORK_PREM_KEY	Network Premise Dimension Surrogate Key		Populated from the B1_NETWORK_PREM_SEQ Q sequence.
<b>Natural Keys</b>			
SRC_NETWORK_PREM_ID	Source Network Premise ID	CU_SERVICE_LOCATIONS.SERV_LOC_ID	
<b>Attributes</b>			
PRIORITY_A_IND	A Priority	CU_SERVICE_LOCATIONS.SERV_A_PRIORITY	
PRIORITY_B_IND	B Priority	CU_SERVICE_LOCATIONS.SERV_B_PRIORITY	
PRIORITY_C_IND	Critical Priority	CU_SERVICE_LOCATIONS.SERV_C_PRIORITY	
PRIORITY_D_IND	Medical Priority	CU_SERVICE_LOCATIONS.SERV_D_PRIORITY	
PRIORITY_E_IND	Entertainment Priority	CU_SERVICE_LOCATIONS.SERV_E_PRIORITY	
PRIORITY_F_IND	Fire Priority	CU_SERVICE_LOCATIONS.SERV_F_PRIORITY	

Target Field	Description	Source Field	Transformation Logic
PRIORITY_G_IND	Government Priority	CU_SERVICE_LOCATIO NS.SERV_G_PRIORITY	
PRIORITY_H_IND	Hospital Priority	CU_SERVICE_LOCATIO NS.SERV_H_PRIORITY	
PRIORITY_I_IND	I Priority	CU_SERVICE_LOCATIO NS.SERV_I_PRIORITY	
PRIORITY_J_IND	J Priority	CU_SERVICE_LOCATIO NS.SERV_J_PRIORITY	
PRIORITY_K_IND	Key Priority	CU_SERVICE_LOCATIO NS.SERV_K_PRIORITY	
PRIORITY_L_IND	Life Support Priority	CU_SERVICE_LOCATIO NS.SERV_L_PRIORITY	
PRIORITY_M_IND	Manufacturing Priority	CU_SERVICE_LOCATIO NS.SERV_M_PRIORITY	
PRIORITY_N_IND	Nursing Home Priority	CU_SERVICE_LOCATIO NS.SERV_N_PRIORITY	
PRIORITY_O_IND	O Priority	CU_SERVICE_LOCATIO NS.SERV_O_PRIORITY	
PRIORITY_P_IND	Police Priority	CU_SERVICE_LOCATIO NS.SERV_P_PRIORITY	
PRIORITY_Q_IND	Q Priority	CU_SERVICE_LOCATIO NS.SERV_Q_PRIORITY	
PRIORITY_R_IND	R Priority	CU_SERVICE_LOCATIO NS.SERV_R_PRIORITY	
PRIORITY_S_IND	Sensitive Priority	CU_SERVICE_LOCATIO NS.SERV_S_PRIORITY	
PRIORITY_T_IND	Transportation Priority	CU_SERVICE_LOCATIO NS.SERV_T_PRIORITY	
PRIORITY_U_IND	U Priority	CU_SERVICE_LOCATIO NS.SERV_U_PRIORITY	
PRIORITY_V_IND	V Priority	CU_SERVICE_LOCATIO NS.SERV_V_PRIORITY	
PRIORITY_W_IND	W Priority	CU_SERVICE_LOCATIO NS.SERV_W_PRIORITY	
PRIORITY_X_IND	X Priority	CU_SERVICE_LOCATIO NS.SERV_X_PRIORITY	
PRIORITY_Y_IND	Y Priority	CU_SERVICE_LOCATIO NS.SERV_Y_PRIORITY	
PRIORITY_Z_IND	911 Priority	CU_SERVICE_LOCATIO NS.SERV_Z_PRIORITY	

Target Field	Description	Source Field	Transformation Logic
<b>User Defined Attributes</b>			
UDF1_CD	User Defined Field 1 Code		
UDF1_DESCR	User Defined Field 1 Description		
UDF2_CD	User Defined Field 2 Code		
UDF2_DESCR	User Defined Field 2 Description		
UDF3_CD	User Defined Field 3 Code		
UDF3_DESCR	User Defined Field 3 Description		
UDF4_CD	User Defined Field 4 Code		
UDF4_DESCR	User Defined Field 4 Description		
UDF5_CD	User Defined Field 5 Code		
UDF5_DESCR	User Defined Field 5 Description		
UDF6_CD	User Defined Field 6 Code		
UDF6_DESCR	User Defined Field 6 Description		
UDF7_CD	User Defined Field 7 Code		
UDF7_DESCR	User Defined Field 7 Description		
UDF8_CD	User Defined Field 8 Code		
UDF8_DESCR	User Defined Field 8 Description		
UDF9_CD	User Defined Field 9 Code		
UDF9_DESCR	User Defined Field 9 Description		
UDF10_CD	User Defined Field 10 Code		
UDF10_DESCR	User Defined Field 10 Description		
<b>Data Load Attributes</b>			
DATA_LOAD_DTTM	Data Load Date/Time		Populated with the load timestamp value.
EFF_START_DTTM	Effective Start Date/ Time		

Target Field	Description	Source Field	Transformation Logic
EFF_END_DTTM	Effective End Date/ Time		
DATA_SOURCE_IND	Data Source Indicator	CES_PARAMETER. VALUE	Populated with the DSI value on the source product instance configuration.  The table is populated as part of the initial setup and the DSI value is extracted from the source system.
JOB_NBR	Job Number		Populated with the ODI job execution session number.

## Outage Duration

Extracts the outage duration age bucket information.

### Properties

Property	Value
Target Table	CD_OUTG_DUR
Table Type	Dimension
SCD Type	Type 1
Source System Driver Table	
ODI Package	B1_PKG_CD_OUTG_DUR
ETL View	B1_D_OUTG_DUR_VW

### Fields

Target Field	Description	Source Field	Transformation Logic
<b>Surrogate Key</b>			
OUTG_DUR_KEY	Outage Duration Dimension Surrogate Key		Populated from the B1_OUTG_DUR_SEQ sequence.
<b>Natural Keys</b>			
RANGE_START	Start Range	B1_RANGE_LOOKUP. START_RANGE	



Target Field	Description	Source Field	Transformation Logic
RANGE_END	End Range	B1_RANGE_LOOKUP. END_RANGE	
<b>Attributes</b>			
OUTG_DUR_DESCR	Outage Duration Description	B1_RANGE_LOOKUP. DESCR	
<b>User Defined Attributes</b>			
UDF1_CD	User Defined Field 1 Code		
UDF1_DESCR	User Defined Field 1 Description		
UDF2_CD	User Defined Field 2 Code		
UDF2_DESCR	User Defined Field 2 Description		
UDF3_CD	User Defined Field 3 Code		
UDF3_DESCR	User Defined Field 3 Description		
UDF4_CD	User Defined Field 4 Code		
UDF4_DESCR	User Defined Field 4 Description		
UDF5_CD	User Defined Field 5 Code		
UDF5_DESCR	User Defined Field 5 Description		
UDF6_CD	User Defined Field 6 Code		
UDF6_DESCR	User Defined Field 6 Description		
UDF7_CD	User Defined Field 7 Code		
UDF7_DESCR	User Defined Field 7 Description		
UDF8_CD	User Defined Field 8 Code		
UDF8_DESCR	User Defined Field 8 Description		
UDF9_CD	User Defined Field 9 Code		
UDF9_DESCR	User Defined Field 9 Description		
UDF10_CD	User Defined Field 10 Code		
UDF10_DESCR	User Defined Field 10 Description		
<b>Data Load Attributes</b>			

Target Field	Description	Source Field	Transformation Logic
DATA_LOAD_DTTM	Data Load Date/Time		Populated with the load timestamp value.
UPDATE_DTTM	Update Date/Time		
DATA_SOURCE_IND	Data Source Indicator	CES_PARAMETER.VALUE	Populated with the DSI value on the source product instance configuration.  The table is populated as part of the initial setup and the DSI value is extracted from the source system.
JOB_NBR	Job Number		Populated with the ODI job execution session number.

## Outage Duration Deviation

Contains bucket ranges used for grouping the deviation between estimated and actual outage duration.

### Properties

Property	Value
Target Table	CD_DURATION_DEVIATION
Table Type	Dimension
SCD Type	Type 1
Source System Driver Table	B1_RANGE_LOOKUP
ODI Package	B1_PKG_CD_DURATION_DEVIATION
ETL View	B1_D_DURATION_DEVIATION_VW

### Fields

Target Field	Description	Source Field	Transformation Logic
<b>Surrogate Key</b>			
DURATION_DEVIATION_KEY	Estimated VS Actual Duration Dimension Surrogate Key		Populated with the sequence from B1_DURATION_DEVIATION_SEQ.NEXT_VAL.
<b>Natural Keys</b>			

Target Field	Description	Source Field	Transformation Logic
RANGE_START	Duration Deviation Start Range	B1_RANGE_LOOKUP.ST ART_RANGE	
RANGE_END	Outage Duration Deviation End Range	B1_RANGE_LOOKUP.E ND_RANGE	
<b>Attributes</b>			
DURATION_DEVIATION_DESCR	Outage Duration Deviation Description	B1_RANGE_LOOKUP.D ESCR	
<b>User Defined Attributes</b>			
UDF1_CD	User Defined Field 1 Code		
UDF1_DESCR	User Defined Field 1 Description		
UDF2_CD	User Defined Field 2 Code		
UDF2_DESCR	User Defined Field 2 Description		
UDF3_CD	User Defined Field 3 Code		
UDF3_DESCR	User Defined Field 3 Description		
UDF4_CD	User Defined Field 4 Code		
UDF4_DESCR	User Defined Field 4 Description		
UDF5_CD	User Defined Field 5 Code		
UDF5_DESCR	User Defined Field 5 Description		
UDF6_CD	User Defined Field 6 Code		
UDF6_DESCR	User Defined Field 6 Description		
UDF7_CD	User Defined Field 7 Code		
UDF7_DESCR	User Defined Field 7 Description		
UDF8_CD	User Defined Field 8 Code		
UDF8_DESCR	User Defined Field 8 Description		
UDF9_CD	User Defined Field 9 Code		
UDF9_DESCR	User Defined Field 9 Description		
UDF10_CD	User Defined Field 10 Code		

Target Field	Description	Source Field	Transformation Logic
UDF10_DESCR	User Defined Field 10 Description		
<b>Data Load Attributes</b>			
UPDATE_DTTM	Update Date/Time		
DATA_LOAD_DTTM	Data Load Date/Time		Populated with the load timestamp value.
DATA_SOURCE_IND	Data Source Indicator	CES_PARAMETER.VALUE	Populated with the DSI value on the source product instance configuration.  The table is populated as part of the initial setup and the DSI value is extracted from the source system.
JOB_NBR	Job Number		Populated with the ODI job execution session number.

## Phase

Extracts phase data from the Network Management System source system with all related attributes.

### Properties

Property	Value
Target Table	CD_PHASE
Table Type	Dimension
SCD Type	Type 2
Source System Driver Table	PHASE_BITMAP_LOOKUP
ODI Package	B1_PKG_CD_PHASE
ETL View	B1_D_PHASE_VW

### Fields

Target Field	Description	Source Field	Transformation Logic
<b>Surrogate Key</b>			

Target Field	Description	Source Field	Transformation Logic
PHASE_KEY	Phase Dimension Surrogate Key		Populated with the sequence from SPL_PHASE_SEQ.NEXT_VAL.
<b>Natural Keys</b>			
SRC_PHASE_ID	Phase ID	PHASE_BITMAP_LOOKUP.PHASE_BITS	
<b>Attributes</b>			
PHASE_CD		PHASE_BITMAP_LOOKUP.PHASE_STRING	
PHASE_DESCR	Phase	PHASE_BITMAP_LOOKUP.PHASE_STRING	
<b>User Defined Attributes</b>			
UDF1_CD	User Defined Field 1 Code		
UDF1_DESCR	User Defined Field 1 Description		
UDF2_CD	User Defined Field 2 Code		
UDF2_DESCR	User Defined Field 2 Description		
UDF3_CD	User Defined Field 3 Code		
UDF3_DESCR	User Defined Field 3 Description		
UDF4_CD	User Defined Field 4 Code		
UDF4_DESCR	User Defined Field 4 Description		
UDF5_CD	User Defined Field 5 Code		
UDF5_DESCR	User Defined Field 5 Description		
<b>Data Load Attributes</b>			
DATA_LOAD_DTTM	Data Load Date/Time		Populated with the load timestamp value.
EFF_START_DTTM	Effective Start Date/Time		
EFF_END_DTTM	Effective End Date/Time		

Target Field	Description	Source Field	Transformation Logic
DATA_SOURCE_IND	Data Source Indicator	CES_PARAMETER. VALUE	Populated with the DSI value on the source product instance configuration.  The table is populated as part of the initial setup and the DSI value is extracted from the source system.
JOB_NBR	Job Number		Populated with the ODI job execution session number.

## Storm

Extracts storm specific data from the Network Management System with all related attributes.

### Properties

Property	Value
Target Table	CD_STORM
Table Type	Dimension
SCD Type	Type 1
Source System Driver Table	STORMMAN_STORMS
ODI Package	B1_PKG_CD_STORM
ETL View	B1_D_STORM_VW

### Fields

Target Field	Description	Source Field	Transformation Logic
<b>Surrogate Key</b>			
STORM_KEY	Storm Dimension Surrogate Key		Populated with the sequence from SPL_STORM_SEQ.
<b>Natural Keys</b>			
SRC_STORM_NAME	Storm Name	STORMMAN_STORMS. STORM_NAME	
SRC_STORM_NAME_SFX	Storm Name Suffix	STORMMAN_STORMS. STORM_DATE	

Target Field	Description	Source Field	Transformation Logic
SRC_NCG_ID	Storm Control Zone	STORMMAN_STORMS. ZONE_IDX	
<b>Attributes</b>			
STORM_TYPE_CD	Storm Type Code	STORMMAN_STORMS. STORM_TYPE	
STORM_TYPE_DESCR	Storm Type Description	STORMMAN_STORM_ TYPES.STORM_TYPE_ NAME	
STORM_LEVEL_CD	Storm Level Code	STORMMAN_STORMS. STORM_LEVEL	
STORM_LEVEL_DESCR	Storm Level Description	STORMMAN_STORMS.S TORM_LEVEL	
STORM_START_DTTM	Date/Time the Storm Started	STORMMAN_STORMS.S TORM_START	
STORM_END_DTTM	Date/Time the Storm Ended	STORMMAN_STORMS.S TORM_END	
<b>User Defined Attributes</b>			
UDF1_CD	User Defined Field 1 Code		
UDF1_DESCR	User Defined Field 1 Description		
UDF2_CD	User Defined Field 2 Code		
UDF2_DESCR	User Defined Field 2 Description		
UDF3_CD	User Defined Field 3 Code		
UDF3_DESCR	User Defined Field 3 Description		
UDF4_CD	User Defined Field 4 Code		
UDF4_DESCR	User Defined Field 4 Description		
UDF5_CD	User Defined Field 5 Code		
UDF5_DESCR	User Defined Field 5 Description		
UDF6_CD	User Defined Field 6 Code		
UDF6_DESCR	User Defined Field 6 Description		
UDF7_CD	User Defined Field 7 Code		
UDF7_DESCR	User Defined Field 7 Description		

Target Field	Description	Source Field	Transformation Logic
UDF8_CD	User Defined Field 8 Code		
UDF8_DESCR	User Defined Field 8 Description		
UDF9_CD	User Defined Field 9 Code		
UDF9_DESCR	User Defined Field 9 Description		
UDF10_CD	User Defined Field 10 Code		
UDF10_DESCR	User Defined Field 10 Description		
<b>Data Load Attributes</b>			
DATA_LOAD_DTTM	Data Load Date/Time		Populated with the load timestamp value.
UPDATE_DTTM	Update Date/Time		
DATA_SOURCE_IND	Data Source Indicator	CES_PARAMETER.VALUE	Populated with the DSI value on the source product instance configuration.  The table is populated as part of the initial setup and the DSI value is extracted from the source system.
JOB_NBR	Job Number		Populated with the ODI job execution session number.

## Storm Outage Type

Extracts the storm outage type data from Network Management System with all related attributes.

### Properties

Property	Value
Target Table	CD_STORM_OUTAGE_TYPE
Table Type	Dimension
SCD Type	Type 1
Source System Driver Table	STORMMAN_OUTAGE_TYPES
ODI Package	B1_PKG_CD_STORM_OUTAGE_TYPE
ETL View	B1_D_STORM_OUTAGE_TYPE_VW



## Fields

Target Field	Description	Source Field	Transformation Logic
<b>Surrogate Key</b>			
STORM_OUTAGE_TYPE_KEY	Storm Outage Type Dimension Surrogate Key		Populated with the sequence from SPL_STORM_OUTAGE_TYPE_SEQ.NEXT_VAL.
<b>Natural Keys</b>			
SRC_OUTAGE_TYPE	Outage Type	STORMMAN_OUTAGE_TYPES.OUTAGE_TYPE	
<b>Attributes</b>			
OUTAGE_TYPE_CD	Outage Type Code	STORMMAN_OUTAGE_TYPES.OUTAGE_TYPE	
OUTAGE_TYPE_DESCR	Outage Type Description	STORMMAN_OUTAGE_TYPES.OUTAGE_TYPE_NAME	If null, this is populated with “-”.
<b>User Defined Attributes</b>			
UDF1_CD	User Defined Field 1 Code		
UDF1_DESCR	User Defined Field 1 Description		
UDF2_CD	User Defined Field 2 Code		
UDF2_DESCR	User Defined Field 2 Description		
UDF3_CD	User Defined Field 3 Code		
UDF3_DESCR	User Defined Field 3 Description		
UDF4_CD	User Defined Field 4 Code		
UDF4_DESCR	User Defined Field 4 Description		
UDF5_CD	User Defined Field 5 Code		
UDF5_DESCR	User Defined Field 5 Description		
<b>Data Load Attributes</b>			
DATA_LOAD_DTTM	Data Load Date/Time		Populated with the load timestamp value.
UPDATE_DTTM	Update Date/Time		

Target Field	Description	Source Field	Transformation Logic
DATA_SOURCE_IND	Data Source Indicator	CES_PARAMETER.VALUE	Populated with the DSI value on the source product instance configuration.  The table is populated as part of the initial setup and the DSI value is extracted from the source system.
JOB_NBR	Job Number		Populated with the ODI job execution session number.

## Supply Node Lookup

Extracts the distinct service point (premise, person, and meter) information, along with the device they are attached to.

**Note:** This dimension is no longer referenced as part of any fact ETL. It is used only for reports.

### Properties

Property	Value
Target Table	CD_SNL
Table Type	Dimension
SCD Type	Type 2
Source System Driver Table	CES_CUSTOMERS_HISTORY
ODI Package	B1_PKG_CD_SNL
ETL View	B1_D_SNL_VW

### Fields

Target Field	Description	Source Field	Transformation Logic
<b>Surrogate Key</b>			
SNL_KEY	Supply Node Lookup Dimension Surrogate Key		Populated with the sequence from SPL_SNL_SEQ.NEXT_VAL.
<b>Natural Keys</b>			
SRC_METER_ID	Meter ID (Natural Key)	CES_CUSTOMERS_HISTORY.METER_ID	
SRC_PERSON_ID	Person ID (Natural Key)	CES_CUSTOMERS_HISTORY.CUST_ID	

Target Field	Description	Source Field	Transformation Logic
SRC_PREMISE_ID	Premise ID (Natural Key)	CES_CUSTOMERS_HISTORY.SERV_LOC_ID	
SRC_ACCOUNT_ID	Account ID	CES_CUSTOMERS_HISTORY.ACCOUNT_NUMBER	
SRC_ADDR_ID	Address	CES_CUSTOMERS_HISTORY.SERV_LOC_ID	
<b>Attributes</b>			
DEVICE_ID	Device ID	CES_CUSTOMERS_HISTORY.NEW_DEVICE_ID	
FEEDER_ID	Feeder ID	CES_CUSTOMERS_HISTORY.FEEDER_ID	
NCG_ID	NCG ID	CES_CUSTOMERS_HISTORY.NEW_NCG	
DEVICE_CLS	Device Class	CES_CUSTOMERS_HISTORY.NEW_H_CLS	
DEVICE_IDX	Device Index	CES_CUSTOMERS_HISTORY.NEW_H_IDX	
<b>User Defined Attributes</b>			
There are no user defined attributes in this dimension.			
<b>Data Load Attributes</b>			
DATA_LOAD_DTTM	Data Load Date/Time		Populated with the load timestamp value.
EFF_START_DTTM	Effective Start Date/Time	CES_CUSTOMERS_HISTORY.BIRTH	
EFF_END_DTTM	Effective End Date/Time	CES_CUSTOMERS_HISTORY.DEATH	
DATA_SOURCE_IND	Data Source Indicator	CES_PARAMETER.VALUE	Populated with the DSI value on the source product instance configuration.  The table is populated as part of the initial setup and the DSI value is extracted from the source system.
JOB_NBR	Job Number		Populated with the ODI job execution session number.

## Switch Plan

Extracts switch plan data from the Network Management System with all related attributes.

### Properties

Property	Value
Target Table	CD_SW_PLAN
Table Type	Dimension
SCD Type	Type 1
Source System Driver Table	SWMAN_SHEET
ODI Package	B1_PKG_CD_SW_PLAN
ETL View	B1_D_SW_PLAN_VW

### Fields

Target Field	Description	Source Field	Transformation Logic
<b>Surrogate Key</b>			
SW_PLAN_KEY	Switch Plan Dimension Surrogate Key		Populated with the sequence from SPL_SW_PLAN_SEQ.
<b>Natural Keys</b>			
SRC_SW_PLAN_CLS	Switch Plan Class	SWMAN_SHEET.SWITCH_SHEET_CLS	
SRC_SW_PLAN_IDX	Switch Plan Index	SWMAN_SHEET.SWITCH_SHEET_IDX	
<b>Attributes</b>			
CHARGE_NBR1	Charge Number 1	SWMAN_SHEET.CHARGE_NUMBER1	
CHARGE_NBR2	Charge Number 2	SWMAN_SHEET.CHARGE_NUMBER2	
CHARGE_NBR3	Charge Number 3	SWMAN_SHEET.CHARGE_NUMBER3	
DESCR	Description	SWMAN_SHEET.DESCRPTION	
DEVICE_ALIAS	Device Alias	SWMAN_SHEET.DEVICE_ALIAS	
INS_USER	Inserted User	SWMAN_SHEET.INSERT_USER	

Target Field	Description	Source Field	Transformation Logic
LOCATION	Location	SWMAN_SHEET.LOCATION	
OFFICE	Office	SWMAN_SHEET.OFFICE	
REQUESTED_CUST_NAME	Requested Customer Name	SWMAN_SHEET.CUSTOMERREQUESTEDNAME	
REQUESTED_CUST_PHONE_NBR	Requested Customer Phone Number	SWMAN_SHEET.CUSTOMERREQUESTEDPHONENUMBER	
SW_SHEET_TYPE	Switch Sheet Type	SWMAN_SHEET.CLS.SWITCH_SHEET_TYPE	
SW_SHEET_TYPE_DESCR	Switch Sheet Type Description	SWMAN_SHEET.CLS.DESCRPTION	
OWNER	Owner	SWMAN_SHEET.OWNER	
CREW_WILL_SWITCH_IND	Crew Will Switch Indicator	SWMAN_SHEET.CREWWILLSWITCH	
CREW_WILL_RST_IND	Crew Will Restore Indicator	SWMAN_SHEET.CREW_WILLRESTORE	
GROUNDS_REQUIRED_IND	Grounds Required Indicator	SWMAN_SHEET.GROUNDSREQUIRED	
SHEET_ID	Sheet ID	SWMAN_SHEET.SEQ_SHEET_ID	
VERIFY_IND	Verify Indicator	SWMAN_SHEET.MB_EDIT	
VOLTAGE	Voltage	SWMAN_SHEET.VOLTAGE	
<b>User Defined Attributes</b>			
UDF1_CD	User Defined Field 1 Code		
UDF1_DESCR	User Defined Field 1 Description		
UDF2_CD	User Defined Field 2 Code		
UDF2_DESCR	User Defined Field 2 Description		
UDF3_CD	User Defined Field 3 Code		
UDF3_DESCR	User Defined Field 3 Description		
UDF4_CD	User Defined Field 4 Code		
UDF4_DESCR	User Defined Field 4 Description		

Target Field	Description	Source Field	Transformation Logic
UDF5_CD	User Defined Field 5 Code		
UDF5_DESCR	User Defined Field 5 Description		
UDF6_CD	User Defined Field 6 Code		
UDF6_DESCR	User Defined Field 6 Description		
UDF7_CD	User Defined Field 7 Code		
UDF7_DESCR	User Defined Field 7 Description		
UDF8_CD	User Defined Field 8 Code		
UDF8_DESCR	User Defined Field 8 Description		
UDF9_CD	User Defined Field 9 Code		
UDF9_DESCR	User Defined Field 9 Description		
UDF10_CD	User Defined Field 10 Code		
UDF10_DESCR	User Defined Field 10 Description		
UDF11_CD	User Defined Field 11 Code		
UDF11_DESCR	User Defined Field 11 Description		
UDF12_CD	User Defined Field 12 Code		
UDF12_DESCR	User Defined Field 12 Description		
UDF13_CD	User Defined Field 13 Code		
UDF13_DESCR	User Defined Field 13 Description		
UDF14_CD	User Defined Field 14 Code		
UDF14_DESCR	User Defined Field 14 Description		
UDF15_CD	User Defined Field 15 Code		
UDF15_DESCR	User Defined Field 15 Description		
UDF16_CD	User Defined Field 16 Code		
UDF16_DESCR	User Defined Field 16 Description		
UDF17_CD	User Defined Field 17 Code		

Target Field	Description	Source Field	Transformation Logic
UDF17_DESCR	User Defined Field 17 Description		
UDF18_CD	User Defined Field 18 Code		
UDF18_DESCR	User Defined Field 18 Description		
UDF19_CD	User Defined Field 19 Code		
UDF19_DESCR	User Defined Field 19 Description		
UDF20_CD	User Defined Field 20 Code		
UDF20_DESCR	User Defined Field 20 Description		
UDF21_CD	User Defined Field 21 Code		
UDF21_DESCR	User Defined Field 21 Description		
UDF22_CD	User Defined Field 22 Code		
UDF22_DESCR	User Defined Field 22 Description		
UDF23_CD	User Defined Field 23 Code		
UDF23_DESCR	User Defined Field 23 Description		
UDF24_CD	User Defined Field 24 Code		
UDF24_DESCR	User Defined Field 24 Description		
UDF25_CD	User Defined Field 25 Code		
UDF25_DESCR	User Defined Field 25 Description		
UDF26_CD	User Defined Field 26 Code		
UDF26_DESCR	User Defined Field 26 Description		
UDF27_CD	User Defined Field 27 Code		
UDF27_DESCR	User Defined Field 27 Description		
UDF28_CD	User Defined Field 28 Code		
UDF28_DESCR	User Defined Field 28 Description		
UDF29_CD	User Defined Field 29 Code		
UDF29_DESCR	User Defined Field 29 Description		

<b>Target Field</b>	<b>Description</b>	<b>Source Field</b>	<b>Transformation Logic</b>
UDF30_CD	User Defined Field 30 Code		
UDF30_DESCR	User Defined Field 30 Description		
UDF31_CD	User Defined Field 31 Code		
UDF31_DESCR	User Defined Field 31 Description		
UDF32_CD	User Defined Field 32 Code		
UDF32_DESCR	User Defined Field 32 Description		
UDF33_CD	User Defined Field 33 Code		
UDF33_DESCR	User Defined Field 33 Description		
UDF34_CD	User Defined Field 34 Code		
UDF34_DESCR	User Defined Field 34 Description		
UDF35_CD	User Defined Field 35 Code		
UDF35_DESCR	User Defined Field 35 Description		
UDF36_CD	User Defined Field 36 Code		
UDF36_DESCR	User Defined Field 36 Description		
UDF37_CD	User Defined Field 37 Code		
UDF37_DESCR	User Defined Field 37 Description		
UDF38_CD	User Defined Field 38 Code		
UDF38_DESCR	User Defined Field 38 Description		
UDF39_CD	User Defined Field 39 Code		
UDF39_DESCR	User Defined Field 39 Description		
UDF40_CD	User Defined Field 40 Code		
UDF40_DESCR	User Defined Field 40 Description		
UDF41_CD	User Defined Field 41 Code		
UDF41_DESCR	User Defined Field 41 Description		
UDF42_CD	User Defined Field 42 Code		



Target Field	Description	Source Field	Transformation Logic
UDF42_DESCR	User Defined Field 42 Description		
UDF43_CD	User Defined Field 43 Code		
UDF43_DESCR	User Defined Field 43 Description		
UDF44_CD	User Defined Field 44 Code		
UDF44_DESCR	User Defined Field 44 Description		
UDF45_CD	User Defined Field 45 Code		
UDF45_DESCR	User Defined Field 45 Description		
UDF46_CD	User Defined Field 46 Code		
UDF46_DESCR	User Defined Field 46 Description		
UDF47_CD	User Defined Field 47 Code		
UDF47_DESCR	User Defined Field 47 Description		
UDF48_CD	User Defined Field 48 Code		
UDF48_DESCR	User Defined Field 48 Description		
UDF49_CD	User Defined Field 49 Code		
UDF49_DESCR	User Defined Field 49 Description		
UDF50_CD	User Defined Field 50 Code		
UDF50_DESCR	User Defined Field 50 Description		
<b>Data Load Attributes</b>			
DATA_LOAD_DTTM	Data Load Date/Time		Populated with the load timestamp value.
UPDATE_DTTM	Update Date/Time		
DATA_SOURCE_IND	Data Source Indicator	CES_PARAMETER. VALUE	Populated with the DSI value on the source product instance configuration.  The table is populated as part of the initial setup and the DSI value is extracted from the source system.

Target Field	Description	Source Field	Transformation Logic
JOB_NBR	Job Number		Populated with the ODI job execution session number.

## Switch Plan Jobs Relation

Holds the relation between the switch plan and jobs in the Network Management System. This entity acts as a bridge table that provides the relation between switch plan and jobs, as well as jobs and switch plan.

Note that this dimension is not referenced in any of the facts.

### Properties

Property	Value
Target Table	CD_SWP_JOBS
Table Type	Dimension
SCD Type	Type 1
Source System Driver Table	JOBS SWITCH_SHEET_OUTAGE_EVENTS
ODI Package	n/a
ETL View	B1_D_SWP_JOBS_VW

### Fields

Target Field	Description	Source Field	Transformation Logic
<b>Surrogate Key</b>			
SWP_JOBS_KEY	Switch Plan Jobs Dimension Surrogate Key		Populated with the sequence from B1_SWP_JOBS_SEQ.
<b>Natural Keys</b>			
SWITCH_SHEET_CLS	Switch Sheet CLS	JOBS.SWSHEET_CLS SWITCH_SHEET_OUTA GE_EVENTS.SWITCH_S HEET_CLS	

Target Field	Description	Source Field	Transformation Logic
SWITCH_SHEET_IDX	Switch Sheet IDX	JOBS.SWSHEET_IDX	SWITCH_SHEET_OUTA GE_EVENTS.SWITCH_S HEET_IDX
<b>Attributes</b>			
ASSOC_TYPE	Association Type		
ASSOC_NAME	Association Name		
<b>User Defined Attributes</b>			
There are no user defined attributes in this table.			
<b>Data Load Attributes</b>			
DATA_LOAD_DTTM	Data Load Date/Time		Populated with the load timestamp value.
UPDATE_DTTM	Update Date/Time	TE_VALID_STATES.UPD ATE_DTTM	Populated with the updated timestamp value.
DATA_SOURCE_IND	Data Source Indicator	CES_PARAMETER. VALUE	Populated with the DSI value on the source product instance configuration.  The table is populated as part of the initial setup and the DSI value is extracted from the source system.
JOB_NBR	Job Number		Populated with the ODI job execution session number.

## Switch Plan State

Extracts switch plan data from the Network Management System with all related attributes.

### Properties

Property	Value
Target Table	CD_SW_PLAN_STATE
Table Type	Dimension
SCD Type	Type 1
Source System Driver Table	TE_VALID_STATES
ODI Package	B1_PKG_CD_SW_PLAN_STATE

Property	Value
ETL View	B1_D_SW_PLAN_STATE_VW

### Fields

Target Field	Description	Source Field	Transformation Logic
<b>Surrogate Key</b>			
SW_PLAN_STATE_KEY	Switch Plan State Dimension Surrogate Key		Populated with the sequence from SPL_SW_PLAN_STATE_SE Q.NEXT_VAL.
<b>Natural Keys</b>			
SRC_STATE_KEY	Switch Plan State Key	TE_VALID_STATES.STA TE_KEY	
<b>Attributes</b>			
STATE_CD	Switch Plan State Code	TE_VALID_STATES.STA TE_NAME	
STATE_DESCR	Switch Plan State	TE_VALID_STATES.DES CRPTION	
<b>User Defined Attributes</b>			
UDF1_CD	User Defined Field 1 Code		
UDF1_DESCR	User Defined Field 1 Description		
UDF2_CD	User Defined Field 2 Code		
UDF2_DESCR	User Defined Field 2 Description		
UDF3_CD	User Defined Field 3 Code		
UDF3_DESCR	User Defined Field 3 Description		
UDF4_CD	User Defined Field 4 Code		
UDF4_DESCR	User Defined Field 4 Description		
UDF5_CD	User Defined Field 5 Code		
UDF5_DESCR	User Defined Field 5 Description		
<b>Data Load Attributes</b>			
DATA_LOAD_DTTM	Data Load Date/Time		Populated with the load timestamp value.

---

Target Field	Description	Source Field	Transformation Logic
UPDATE_DTTM	Update Date/Time	TE_VALID_STATES.UPDATE_DTTM	Populated with the updated timestamp value.
DATA_SOURCE_IND	Data Source Indicator	CES_PARAMETER.VALUE	Populated with the DSI value on the source product instance configuration.  The table is populated as part of the initial setup and the DSI value is extracted from the source system.
JOB_NBR	Job Number		Populated with the ODI job execution session number.

---

# Shared Dimensions

Shared dimensions are used and populated in the star schemas of other source products as well. The data source indicator (DSI) column is used to identify which records are owned by which source product.

The list of shared dimensions in Oracle Utilities Network Management System is as follows:

- [Account](#)
- [Address](#)
- [Fields](#)
- [Premise](#)
- [User](#)

## Account

Contains the account data from service locations in the source system.

### Properties

Property	Value
Target Table	CD_ACCT
Table Type	Dimension
SCD Type	Type 2
Source System Driver Table	NMS_ACCOUNTS_HISTORY
ODI Package	B1_PKG_CD_ACCT
ETL View	B1_D_ACCT_VW

### Fields

Target Field	Description	Source Field	Transformation Logic
<b>Surrogate Key</b>			
ACCT_KEY	Account Dimension		Populated with the SPL_ACCT_SEQ.NEXTVAL sequence.
<b>Natural Keys</b>			
SRC_ACCT_ID	Account ID	NMS_ACCOUNTS_HISTORY.SERV_ACCOUNT_NUMBER	

Target Field	Description	Source Field	Transformation Logic
<b>Attributes</b>			
ACCT_INFO	Account Information	NMS_ACCOUNTS_HISTORY.SERV_LOC_ID	
REVENUE_CLASS_CD	Service Revenue Class Code	NMS_ACCOUNTS_HISTORY.SERV_REVENUE_CLASS	
<b>User Defined Attributes</b>			
UDF1_CD	User Defined Field 1 Code		
UDF1_DESCR	User Defined Field 1 Description		
UDF2_CD	User Defined Field 2 Code		
UDF2_DESCR	User Defined Field 2 Description		
UDF3_CD	User Defined Field 3 Code		
UDF3_DESCR	User Defined Field 3 Description		
UDF4_CD	User Defined Field 4 Code		
UDF4_DESCR	User Defined Field 4 Description		
UDF5_CD	User Defined Field 5 Code		
UDF5_DESCR	User Defined Field 5 Description		
UDF6_CD	User Defined Field 6 Code		
UDF6_DESCR	User Defined Field 6 Description		
UDF7_CD	User Defined Field 7 Code		
UDF7_DESCR	User Defined Field 7 Description		
UDF8_CD	User Defined Field 8 Code		
UDF8_DESCR	User Defined Field 8 Description		
UDF9_CD	User Defined Field 9 Code		
UDF9_DESCR	User Defined Field 9 Description		
UDF10_CD	User Defined Field 10 Code		
UDF10_DESCR	User Defined Field 10 Description		

Target Field	Description	Source Field	Transformation Logic
UDF11_CD	User Defined Field 11 Code		
UDF11_DESCR	User Defined Field 11 Description		
UDF12_CD	User Defined Field 12 Code		
UDF12_DESCR	User Defined Field 12 Description		
UDF13_CD	User Defined Field 13 Code		
UDF13_DESCR	User Defined Field 13 Description		
UDF14_CD	User Defined Field 14 Code		
UDF14_DESCR	User Defined Field 14 Description		
UDF15_CD	User Defined Field 15 Code		
UDF15_DESCR	User Defined Field 15 Description		
UDF1_NUM	User Defined Field 1 Number		
UDF2_NUM	User Defined Field 2 Number		
UDF3_NUM	User Defined Field 3 Number		
UDF4_NUM	User Defined Field 4 Number		
UDF5_NUM	User Defined Field 5 Number		
UDF6_NUM	User Defined Field 6 Number		
UDF7_NUM	User Defined Field 7 Number		
UDF8_NUM	User Defined Field 8 Number		
UDF9_NUM	User Defined Field 9 Number		
UDF10_NUM	User Defined Field 10 Number		
UDF1_DATE	User Defined Field 1 Date		
UDF2_DATE	User Defined Field 2 Date		
UDF3_DATE	User Defined Field 3 Date		
UDF4_DATE	User Defined Field 4 Date		



Target Field	Description	Source Field	Transformation Logic
UDF5_DATE	User Defined Field 5 Date		
UDF6_DATE	User Defined Field 6 Date		
UDF7_DATE	User Defined Field 7 Date		
UDF8_DATE	User Defined Field 8 Date		
UDF9_DATE	User Defined Field 9 Date		
UDF10_DATE	User Defined Field 10 Date		
FLEXFIELD1	Flex Field 1		
FLEXFIELD2	Flex Field 2		
FLEXFIELD3	Flex Field 3		
FLEXFIELD4	Flex Field 4		
FLEXFIELD5	Flex Field 5		
FLEXFIELD6	Flex Field 6		
FLEXFIELD7	Flex Field 7		
FLEXFIELD8	Flex Field 8		
FLEXFIELD9	Flex Field 9		
FLEXFIELD10	Flex Field 10		
<b>Data Load Attributes</b>			
DATA_LOAD_DTTM	Data Load Date/Time		Populated with the load timestamp value.
EFF_START_DTTM	Effective Start Date/Time		
EFF_END_DTTM	Effective End Date/Time		
DATA_SOURCE_IND	Data Source Indicator	CES_PARAMETER. VALUE	Populated with the DSI value on the source product instance configuration.  The table is populated as part of the initial setup and the DSI value is extracted from the source system.
JOB_NBR	Job Number		Populated with the ODI job execution session number.

## Address

Retrieves data from service locations in the source system.

### Properties

Property	Value
Target Table	CD_ADDR
Table Type	Dimension
SCD Type	Type 2
Source System Driver Table	CU_SERVICE_LOCATIONS
ODI Package	B1_PKG_CD_ADDR
ETL View	B1_D_ADDR_VW

### Fields

Target Field	Description	Source Field	Transformation Logic
<b>Surrogate Key</b>			
ADDR_KEY	Address Dimension Surrogate Key		Populated with the sequence from SPL_ADDR_SEQ.NEXTVAL.
<b>Natural Keys</b>			
SRC_ADDR_ID	Premise ID	CU_SERVICE_LOCATIO NS.SERV_LOC_ID	
<b>Attributes</b>			
ADDR_INFO	Address		Concatenated string of SERV_ADDR_1, SERV_CITY, SERV_STATE, and SERV_POSTCODE_1, separated by a comma.
ADDR_LINE1	Address Line 1	CU_SERVICE_LOCATIO NS.SERV_ADDR_1	
ADDR_LINE2	Address Line 2	CU_SERVICE_LOCATIO NS.SERV_ADDR_2	
ADDR_LINE3	Address Line 3	CU_SERVICE_LOCATIO NS.SERV_ADDR_3	
ADDR_LINE4	Address Line 4	CU_SERVICE_LOCATIO NS.SERV_ADDR_4	
CITY	City	CU_SERVICE_LOCATIO NS.SERV_CITY	

Target Field	Description	Source Field	Transformation Logic
COUNTY	County		
POSTAL	Postal Code	CU_SERVICE_LOCATIO NS.SERV_POSTCODE_1	
STATE_CD	State Code	CU_SERVICE_LOCATIO NS.SERV_STATE	
STATE_DESCR	State	CU_SERVICE_LOCATIO NS.SERV_STATE	
COUNTRY_CD	Country Code		
COUNTRY_DESCR	Country		
GEO_CODE	Geographical Code		
CROSS_STREET	Cross Street		
SUBURB	Suburb		
APARTMENT_NBR	Apartment Number	CU_SERVICE_LOCATIO NS.SERV_APT	
LOT_NBR	Lot Number	CU_SERVICE_LOCATIO NS.SERV_LOT	
BLOCK	Block	CU_SERVICE_LOCATIO NS.SERV_STR_BLOCK	
BUILDING_ADDR	Building Address	CU_SERVICE_LOCATIO NS.SERV_STR_STRUC	
STREET_NAME	Street Name	CU_SERVICE_LOCATIO NS.SERV_STR_NAME	
STREET_PREFIX	Street Prefix	CU_SERVICE_LOCATIO NS.SERV_STR_PFIX	
STREET_SUFFIX	Street Suffix	CU_SERVICE_LOCATIO NS.SERV_STR_SFIX	
CDL_DIRECTION	Cardinal Direction	CU_SERVICE_LOCATIO NS.SERV_STR_CDL_DIR	
<b>User Defined Attributes</b>			
UDF1_CD	User Defined Field 1 Code		
UDF1_DESCR	User Defined Field 1 Description		
UDF2_CD	User Defined Field 2 Code		
UDF2_DESCR	User Defined Field 2 Description		
UDF3_CD	User Defined Field 3 Code		
UDF3_DESCR	User Defined Field 3 Description		

Target Field	Description	Source Field	Transformation Logic
UDF4_CD	User Defined Field 4 Code		
UDF4_DESCR	User Defined Field 4 Description		
UDF5_CD	User Defined Field 5 Code		
UDF5_DESCR	User Defined Field 5 Description		
UDF6_CD	User Defined Field 6 Code		
UDF6_DESCR	User Defined Field 6 Description		
UDF7_CD	User Defined Field 7 Code		
UDF7_DESCR	User Defined Field 7 Description		
UDF8_CD	User Defined Field 8 Code		
UDF8_DESCR	User Defined Field 8 Description		
UDF9_CD	User Defined Field 9 Code		
UDF9_DESCR	User Defined Field 9 Description		
UDF10_CD	User Defined Field 10 Code		
UDF10_DESCR	User Defined Field 10 Description		
UDF11_CD	User Defined Field 11 Code		
UDF11_DESCR	User Defined Field 11 Description		
UDF12_CD	User Defined Field 12 Code		
UDF12_DESCR	User Defined Field 12 Description		
UDF13_CD	User Defined Field 13 Code		
UDF13_DESCR	User Defined Field 13 Description		
UDF14_CD	User Defined Field 14 Code		
UDF14_DESCR	User Defined Field 14 Description		
UDF15_CD	User Defined Field 15 Code		
UDF15_DESCR	User Defined Field 15 Description		
UDF16_CD	User Defined Field 16 Code		

Target Field	Description	Source Field	Transformation Logic
UDF16_DESCR	User Defined Field 16 Description		
UDF1_NUM	User Defined Field 1 Number		
UDF2_NUM	User Defined Field 2 Number		
UDF3_NUM	User Defined Field 3 Number		
UDF4_NUM	User Defined Field 4 Number		
UDF5_NUM	User Defined Field 5 Number		
UDF6_NUM	User Defined Field 6 Number		
UDF7_NUM	User Defined Field 7 Number		
UDF8_NUM	User Defined Field 8 Number		
UDF9_NUM	User Defined Field 9 Number		
UDF10_NUM	User Defined Field 10 Number		
UDF1_DATE	User Defined Field 1 Date		
UDF2_DATE	User Defined Field 2 Date		
UDF3_DATE	User Defined Field 3 Date		
UDF4_DATE	User Defined Field 4 Date		
UDF5_DATE	User Defined Field 5 Date		
UDF6_DATE	User Defined Field 6 Date		
UDF7_DATE	User Defined Field 7 Date		
UDF8_DATE	User Defined Field 8 Date		
UDF9_DATE	User Defined Field 9 Date		
UDF10_DATE	User Defined Field 10 Date		
FLEXFIELD1	Flex Field 1		
FLEXFIELD2	Flex Field 2		
FLEXFIELD3	Flex Field 3		
FLEXFIELD4	Flex Field 4		
FLEXFIELD5	Flex Field 5		

Target Field	Description	Source Field	Transformation Logic
FLEXFIELD6	Flex Field 6		
FLEXFIELD7	Flex Field 7		
FLEXFIELD8	Flex Field 8		
FLEXFIELD9	Flex Field 9		
FLEXFIELD10	Flex Field 10		
<b>Data Load Attributes</b>			
DATA_LOAD_DTTM	Data Load Date/Time		Populated with the load timestamp value.
EFF_START_DTTM	Effective Start Date/Time		
EFF_END_DTTM	Effective End Date/Time		
DATA_SOURCE_IND	Data Source Indicator	CES_PARAMETER. VALUE	Populated with the DSI value on the source product instance configuration.  The table is populated as part of the initial setup and the DSI value is extracted from the source system.
JOB_NBR	Job Number		Populated with the ODI job execution session number.

## Person

Extracts person data from the source system with all related attributes.

### Properties

Property	Value
Target Table	CD_PER
Table Type	Dimension
SCD Type	Type 2
Source System Driver Table	CU_CUSTOMERS
ODI Package	B1_PKG_CD_PER
ETL View	B1_D_PER_VW

---

**Fields**

Target Field	Description	Source Field	Transformation Logic
<b>Surrogate Key</b>			
PER_KEY	Person Dimension Surrogate Key		Populated with the sequence from SPL_PER_SEQ.NEXT_VAL.
<b>Natural Keys</b>			
SRC_PER_ID	Person ID (Natural Key)	CU_CUSTOMERS.CUST_ ID	
<b>Attributes</b>			
BUSINESS_IND	Business Indicator Flag		
PER_INFO	Person Info String	CU_CUSTOMERS.CUST_ NAME	
PER_NAME	Person Name	CU_CUSTOMERS.CUST_ NAME	
PER_PHONE_NBR	Person Phone Number	CU_CUSTOMERS.CUST_ HOME_PHONE  CU_CUSTOMERS.CUST_ HOME_AC	Populated with phone number in the (XXX) XXX-XXXX format.  For example: (001) 775-0125)
DAY_PHONE_NBR	Day Phone Number	CU_CUSTOMERS.CUST_ DAY_AC  CU_CUSTOMERS.CUST_ DAY_PHONE  CU_CUSTOMERS. CUST_DAY_PHONE_EX	Populated with phone number in the (YYY) YYY-YYYYxY format.  For example: (330) 201- 4858x1)
<b>User Defined Attributes</b>			
UDF1_CD	User Defined Field 1 Code		
UDF1_DESCR	User Defined Field 1 Description		
UDF2_CD	User Defined Field 2 Code		
UDF2_DESCR	User Defined Field 2 Description		
UDF3_CD	User Defined Field 3 Code		
UDF3_DESCR	User Defined Field 3 Description		
UDF4_CD	User Defined Field 4 Code		
UDF4_DESCR	User Defined Field 4 Description		

Target Field	Description	Source Field	Transformation Logic
UDF5_CD	User Defined Field 5 Code		
UDF5_DESCR	User Defined Field 5 Description		
UDF6_CD	User Defined Field 6 Code		
UDF6_DESCR	User Defined Field 6 Description		
UDF7_CD	User Defined Field 7 Code		
UDF7_DESCR	User Defined Field 7 Description		
UDF8_CD	User Defined Field 8 Code		
UDF8_DESCR	User Defined Field 8 Description		
UDF9_CD	User Defined Field 9 Code		
UDF9_DESCR	User Defined Field 9 Description		
UDF10_CD	User Defined Field 10 Code		
UDF10_DESCR	User Defined Field 10 Description		
UDF11_CD	User Defined Field 11 Code		
UDF11_DESCR	User Defined Field 11 Description		
UDF12_CD	User Defined Field 12 Code		
UDF12_DESCR	User Defined Field 12 Description		
UDF13_CD	User Defined Field 13 Code		
UDF13_DESCR	User Defined Field 13 Description		
UDF14_CD	User Defined Field 14 Code		
UDF14_DESCR	User Defined Field 14 Description		
UDF15_CD	User Defined Field 15 Code		
UDF15_DESCR	User Defined Field 15 Description		
UDF1_NUM	User Defined Field 1 Number		
UDF2_NUM	User Defined Field 2 Number		



<b>Target Field</b>	<b>Description</b>	<b>Source Field</b>	<b>Transformation Logic</b>
UDF3_NUM	User Defined Field 3 Number		
UDF4_NUM	User Defined Field 4 Number		
UDF5_NUM	User Defined Field 5 Number		
UDF6_NUM	User Defined Field 6 Number		
UDF7_NUM	User Defined Field 7 Number		
UDF8_NUM	User Defined Field 8 Number		
UDF9_NUM	User Defined Field 9 Number		
UDF10_NUM	User Defined Field 10 Number		
UDF1_DATE	User Defined Field 1 Date		
UDF2_DATE	User Defined Field 2 Date		
UDF3_DATE	User Defined Field 3 Date		
UDF4_DATE	User Defined Field 4 Date		
UDF5_DATE	User Defined Field 5 Date		
UDF6_DATE	User Defined Field 6 Date		
UDF7_DATE	User Defined Field 7 Date		
UDF8_DATE	User Defined Field 8 Date		
UDF9_DATE	User Defined Field 9 Date		
UDF10_DATE	User Defined Field 10 Date		
FLEXFIELD1	Flex Field 1		
FLEXFIELD2	Flex Field 2		
FLEXFIELD3	Flex Field 3		
FLEXFIELD4	Flex Field 4		
FLEXFIELD5	Flex Field 5		
FLEXFIELD6	Flex Field 6		
FLEXFIELD7	Flex Field 7		
FLEXFIELD8	Flex Field 8		
FLEXFIELD9	Flex Field 9		
FLEXFIELD10	Flex Field 10		

Target Field	Description	Source Field	Transformation Logic
<b>Data Load Attributes</b>			
DATA_LOAD_DTTM	Data Load Date/Time		Populated with the load timestamp value.
EFF_START_DTTM	Effective Start Date/Time	CU_CUSTOMERS.LAST_UPDATE_TIME	
EFF_END_DTTM	Effective End Date/Time	CU_CUSTOMERS.LAST_UPDATE_TIME	
DATA_SOURCE_IND	Data Source Indicator	CES_PARAMETER.VALUE	Populated with the DSI value on the source product instance configuration.  The table is populated as part of the initial setup and the DSI value is extracted from the source system.
JOB_NBR	Job Number		Populated with the ODI job execution session number.

## Premise

Extracts premise information from CU\_SERVICE\_LOCATIONS table in the Network Management System source database.

### Properties

Property	Value
Target Table	CD_PREM
Table Type	Dimension
SCD Type	Type 2
Source System Driver Table	CU_SERVICE_LOCATIONS
ODI Package	B1_PKG_CD_PREM
ETL View	B1_D_PREM_VW

## Fields

Target Field	Description	Source Field	Transformation Logic
<b>Surrogate Key</b>			
PREM_KEY	Premise Dimension Surrogate Key		Populated with the sequence from SPL_PREM_SEQ.NEXT_VAL.
<b>Natural Keys</b>			
SRC_PREM_ID	Premise ID	CU_SERVICE_LOCATIONS.SERV_LOC_ID	
<b>Attributes</b>			
PREM_INFO	Premise Info String	CU_SERVICE_LOCATIONS.SERV_LOC_ID	
SERVICE_PRIORITY_LVL	Service Priority Code	CU_SERVICE_LOCATIONS.SERV_PRIORITY	
SERVICE_STATUS_CD	Service Status Code	CU_SERVICE_LOCATIONS.SERV_STATUS	
COMMENTS	Comments	CU_SERVICE_LOCATIONS.SERV_COMMENT	
MAP_LOC_X	Map Location X	CU_SERVICE_LOCATIONS.SERV_MAP_LOC_X	
MAP_LOC_Y	Map Location Y	CU_SERVICE_LOCATIONS.SERV_MAP_LOC_Y	
SERVICE_TYPE_CD	Service Type Code	CU_SERVICE_LOCATIONS.SERV_TYPE	
LIFE_SUPPORT_CD	Life Support Code	CU_SERVICE_LOCATIONS.SERV_LIFE_SUPPORT	
<b>User Defined Attributes</b>			
UDF1_CD	User Defined Field 1 Code		
UDF1_DESCR	User Defined Field 1 Description		
UDF2_CD	User Defined Field 2 Code		
UDF2_DESCR	User Defined Field 2 Description		
UDF3_CD	User Defined Field 3 Code		
UDF3_DESCR	User Defined Field 3 Description		
UDF4_CD	User Defined Field 4 Code		

Target Field	Description	Source Field	Transformation Logic
UDF4_DESCR	User Defined Field 4 Description		
UDF5_CD	User Defined Field 5 Code		
UDF5_DESCR	User Defined Field 5 Description		
UDF6_CD	User Defined Field 6 Code		
UDF6_DESCR	User Defined Field 6 Description		
UDF7_CD	User Defined Field 7 Code		
UDF7_DESCR	User Defined Field 7 Description		
UDF8_CD	User Defined Field 8 Code		
UDF8_DESCR	User Defined Field 8 Description		
UDF9_CD	User Defined Field 9 Code		
UDF9_DESCR	User Defined Field 9 Description		
UDF10_CD	User Defined Field 10 Code		
UDF10_DESCR	User Defined Field 10 Description		
UDF11_CD	User Defined Field 11 Code		
UDF11_DESCR	User Defined Field 11 Description		
UDF12_CD	User Defined Field 12 Code		
UDF12_DESCR	User Defined Field 12 Description		
UDF13_CD	User Defined Field 13Code		
UDF13_DESCR	User Defined Field 13 Description		
UDF14_CD	User Defined Field 14 Code		
UDF14_DESCR	User Defined Field 14 Description		
UDF15_CD	User Defined Field 15Code		
UDF15_DESCR	User Defined Field 15 Description		
UDF16_CD	User Defined Field 16 Code		
UDF16_DESCR	User Defined Field 16 Description		

Target Field	Description	Source Field	Transformation Logic
UDF17_CD	User Defined Field 17Code		
UDF17_DESCR	User Defined Field 17 Description		
UDF18_CD	User Defined Field 18 Code		
UDF18_DESCR	User Defined Field 18 Description		
UDF1_NUM	User Defined Field 1 Number		
UDF2_NUM	User Defined Field 2 Number		
UDF3_NUM	User Defined Field 3 Number		
UDF4_NUM	User Defined Field 4 Number		
UDF5_NUM	User Defined Field 5 Number		
UDF6_NUM	User Defined Field 6 Number		
UDF7_NUM	User Defined Field 7 Number		
UDF8_NUM	User Defined Field 8 Number		
UDF9_NUM	User Defined Field 9 Number		
UDF10_NUM	User Defined Field 10 Number		
UDF1_DATE	User Defined Field 1 Date		
UDF2_DATE	User Defined Field 2 Date		
UDF3_DATE	User Defined Field 3 Date		
UDF4_DATE	User Defined Field 4 Date		
UDF5_DATE	User Defined Field 5 Date		
UDF6_DATE	User Defined Field 6 Date		
UDF7_DATE	User Defined Field 7 Date		
UDF8_DATE	User Defined Field 8 Date		
UDF9_DATE	User Defined Field 9 Date		
UDF10_DATE	User Defined Field 10 Date		
FLEXFIELD1	Flex Field 1		

Target Field	Description	Source Field	Transformation Logic
FLEXFIELD2	Flex Field 2		
FLEXFIELD3	Flex Field 3		
FLEXFIELD4	Flex Field 4		
FLEXFIELD5	Flex Field 5		
FLEXFIELD6	Flex Field 6		
FLEXFIELD7	Flex Field 7		
FLEXFIELD8	Flex Field 8		
FLEXFIELD9	Flex Field 9		
FLEXFIELD10	Flex Field 10		
<b>Data Load Attributes</b>			
DATA_LOAD_DTTM	Data Load Date/Time		Populated with the load timestamp value.
EFF_START_DTTM	Effective Start Date/ Time		
EFF_END_DTTM	Effective End Date/ Time		
DATA_SOURCE_IND	Data Source Indicator	CES_PARAMETER. VALUE	Populated with the DSI value on the source product instance configuration.  The table is populated as part of the initial setup and the DSI value is extracted from the source system.
JOB_NBR	Job Number		Populated with the ODI job execution session number.

## User

Extracts the details of all users from the Network Management System source database.

### Properties

Property	Value
Target Table	CD_USER
Table Type	Dimension
SCD Type	Type 2
Source System Driver Table	CES_USER
ODI Package	B1_PKG_CD_USER
ETL View	B1_D_USER_VW

### Fields

Target Field	Description	Source Field	Transformation Logic
<b>Surrogate Key</b>			
USER_KEY	User Dimension Surrogate Key		Populated with the sequence from SPL_USER_SEQ.NEXT_VAL.
<b>Natural Keys</b>			
There are no natural keys in this dimension.			
<b>Attributes</b>			
USER_CD	User Code (Natural Key)	CES_USER.USER_NAME	
USER_DESCR	User Description	CES_USER.FULL_NAME	If null, this field is populated with “-”.
<b>User Defined Attributes</b>			
UDF1_CD	User Defined Field 1 Code		
UDF1_DESCR	User Defined Field 1 Description		
UDF2_CD	User Defined Field 2 Code		
UDF2_DESCR	User Defined Field 2 Description		
UDF3_CD	User Defined Field 3 Code		
UDF3_DESCR	User Defined Field 3 Description		

Target Field	Description	Source Field	Transformation Logic
UDF4_CD	User Defined Field 4 Code		
UDF4_DESCR	User Defined Field 4 Description		
UDF5_CD	User Defined Field 5 Code		
UDF5_DESCR	User Defined Field 5 Description		
<b>Data Load Attributes</b>			
DATA_LOAD_DTTM	Data Load Date/Time		Populated with the load timestamp value.
EFF_START_DTTM	Effective Start Date/Time	CES_USER.LAST_UPDATE_TIME	
EFF_END_DTTM	Effective End Date/Time	CES_USER.LAST_UPDATE_TIME	
DATA_SOURCE_IND	Data Source Indicator	CES_PARAMETER.VALUE	Populated with the DSI value on the source product instance configuration.  The table is populated as part of the initial setup and the DSI value is extracted from the source system.
JOB_NBR	Job Number		Populated with the ODI job execution session number.



---

# User Defined Dimensions

A user defined dimension (UDD) is a means of extension for an existing fact. These dimensions have a foreign key reference to a fact; however no out-of-box ETL is delivered. Customers can define an ODI ETL process to populate these dimensions with the source data as per their requirement. Each fact is provided with two such user defined dimensions. For details about extending using UDDs, see the *Oracle Utilities Analytics Warehouse Developer's Guide*.

All user defined dimensions have the same structure. The only technical difference is the column name of the primary key, which follows the pattern of using the fact for which it is linked to.

Below is the structure of the **Fields** table which is common to all user defined dimensions.

Following is a list of user defined dimensions in Oracle Utilities Network Management System:

- [Abnormal Device Log UDD1](#)
- [Abnormal Device Log UDD2](#)
- [Call UDD1](#)
- [Call UDD2](#)
- [City Outage UDD1](#)
- [City Outage UDD2](#)
- [Control Zone Outage UDD1](#)
- [Control Zone Outage UDD2](#)
- [Crew UDD1](#)
- [Crew UDD2](#)
- [Crew Activity UDD1](#)
- [Crew Activity UDD2](#)
- [Customer Outage UDD1](#)
- [Customer Outage UDD2](#)
- [Customer Recent Outage UDD1](#)
- [Customer Recent Outage UDD2](#)
- [Damage Assessment UDD1](#)
- [Damage Assessment UDD2](#)
- [Damage Assessment Detail UDD1](#)
- [Damage Assessment Detail UDD2](#)
- [Job UDD1](#)
- [Job UDD2](#)
- [Outage UDD1](#)
- [Outage UDD2](#)

- 
- 
- Recent Call UDD1
- Recent Call UDD2
- Recent Crew UDD1
- Recent Crew UDD2
- Recent Job UDD1
- Recent Job UDD2
- Storm UDD1
- Storm UDD2
- Switch Plan UDD1
- Switch Plan UDD2
- Switch Plan Segmentation UDD1
- Switch Plan Segmentation UDD2
- Switch Plan State UDD1
- Switch Plan State UDD2

## Fields

Target Field	Description
<b>Surrogate Key</b>	
<Fact_name_prefix>_UDDn_KEY	<Fact name> User Defined Dimension n Dimension Surrogate Key
For example: The surrogate key for Asset Location UDD is ASSET_LOC_UDD1_KEY	For example: Asset Location User Defined Dimension 1 Dimension Surrogate Key
<b>Natural Keys</b>	
UDD1_CD	User Defined Dimension 1 Code
<b>Attributes</b>	
UDD1_DESCR	User Defined Dimension 1 Description
<b>User Defined Attributes</b>	
UDF1_CD	User Defined Field 1 Code
UDF1_DESCR	User Defined Field 1 Description
UDF2_CD	User Defined Field 2 Code
UDF2_DESCR	User Defined Field 2 Description
UDF3_CD	User Defined Field 3 Code
UDF3_DESCR	User Defined Field 3 Description
UDF4_CD	User Defined Field 4 Code
UDF4_DESCR	User Defined Field 4 Description
UDF5_CD	User Defined Field 5 Code
UDF5_DESCR	User Defined Field 5 Description
UDL1_CD	User Defined Field Long 1 Code
UDL1_DESCR	User Defined Field Long 1 Description
UDL2_CD	User Defined Field Long 2 Code
UDL2_DESCR	User Defined Field Long 2 Description
UDL3_CD	User Defined Field Long 3 Code
UDL3_DESCR	User Defined Field Long 3 Description
UDL4_CD	User Defined Field Long 4 Code
UDL4_DESCR	User Defined Field Long 4 Description
UDL5_CD	User Defined Field Long 5 Code
UDL5_DESCR	User Defined Field Long 5 Description
COMMENT1	Comment 1

Target Field	Description
COMMENT2	Comment 2
COMMENT3	Comment 3
COMMENT4	Comment 4
COMMENT5	Comment 5
<b>Data Load Attributes</b>	
EFF_START_DTTM	Effective Start Date/Time
EFF_END_DTTM	Effective End Date/Time
DATA_LOAD_DTTM	Data Load Date/Time
DATA_SOURCE_IND	Data Source Indicator
JOB_NBR	Job Number

## Abnormal Device Log UDD1

Property	Value
Target Table	CD_ABNORMAL_DEVICE_LOG_UDD1
Table Type	Dimension
SCD Type	Type 2

## Abnormal Device Log UDD2

Property	Value
Target Table	CD_ABNORMAL_DEVICE_LOG_UDD2
Table Type	Dimension
SCD Type	Type 2

**Call UDD1**

<b>Property</b>	<b>Value</b>
Target Table	CD_CALL_UDD1
Table Type	Dimension
SCD Type	Type 2

**Call UDD2**

<b>Property</b>	<b>Value</b>
Target Table	CD_CALL_UDD2
Table Type	Dimension
SCD Type	Type 2

**City Outage UDD1**

<b>Property</b>	<b>Value</b>
Target Table	CD_CITY_OUTG_UDD1
Table Type	Dimension
SCD Type	Type 2

**City Outage UDD2**

<b>Property</b>	<b>Value</b>
Target Table	CD_CITY_OUTG_UDD2
Table Type	Dimension
SCD Type	Type 2

## Control Zone Outage UDD1

Property	Value
Target Table	CD_CTRL_ZONE_OUTG_UDD1
Table Type	Dimension
SCD Type	Type 2

## Control Zone Outage UDD2

Property	Value
Target Table	CD_CTRL_ZONE_OUTG_UDD2
Table Type	Dimension
SCD Type	Type 2

## Crew UDD1

Property	Value
Target Table	CD_CREW_UDD1
Table Type	Dimension
SCD Type	Type 2

## Crew UDD2

Property	Value
Target Table	CD_CREW_UDD2
Table Type	Dimension
SCD Type	Type 2

## Crew Activity UDD1

Property	Value
Target Table	CD_CREW_ACTIVITY_UDD1
Table Type	Dimension
SCD Type	Type 2

## Crew Activity UDD2

Property	Value
Target Table	CD_CREW_ACTIVITY_UDD2
Table Type	Dimension
SCD Type	Type 2

## Customer Outage UDD1

Property	Value
Target Table	CD_CUST_OUTG_UDD1
Table Type	Dimension
SCD Type	Type 2

## Customer Outage UDD2

Property	Value
Target Table	CD_CUST_OUTG_UDD2
Table Type	Dimension
SCD Type	Type 2

## Customer Recent Outage UDD1

Property	Value
Target Table	CD_CUST_OUTG_UDD1
Table Type	Dimension
SCD Type	Type 2

## Customer Recent Outage UDD2

Property	Value
Target Table	CD_CUST_OUTG_UDD2
Table Type	Dimension
SCD Type	Type 2

## Damage Assessment UDD1

Property	Value
Target Table	CD_DAMAGE_ASMT_UDD1
Table Type	Dimension
SCD Type	Type 2

## Damage Assessment UDD2

Property	Value
Target Table	CD_DAMAGE_ASMT_UDD2
Table Type	Dimension
SCD Type	Type 2



## Damage Assessment Detail UDD1

Property	Value
Target Table	CD_DAMAGE_ASMT_DETAIL_UDD1
Table Type	Dimension
SCD Type	Type 2

## Damage Assessment Detail UDD2

Property	Value
Target Table	CD_DAMAGE_ASMT_DETAIL_UDD2
Table Type	Dimension
SCD Type	Type 2

## Job UDD1

Property	Value
Target Table	CD_JOB_UDD1
Table Type	Dimension
SCD Type	Type 2

## Job UDD2

Property	Value
Target Table	CD_JOB_UDD2
Table Type	Dimension
SCD Type	Type 2

## Outage UDD1

Property	Value
Target Table	CD_OUTG_UDD1
Table Type	Dimension
SCD Type	Type 2

## Outage UDD2

Property	Value
Target Table	CD_OUTG_UDD2
Table Type	Dimension
SCD Type	Type 2

## Outage History UDD1

Property	Value
Target Table	CD_OUTG_HIST_UDD1
Table Type	Dimension
SCD Type	Type 2

## Outage History UDD2

Property	Value
Target Table	CD_OUTG_HIST_UDD2
Table Type	Dimension
SCD Type	Type 2

## Recent Call UDD1

Property	Value
Target Table	CD_CALL_UDD1
Table Type	Dimension
SCD Type	Type 2

## Recent Call UDD2

Property	Value
Target Table	CD_CALL_UDD2
Table Type	Dimension
SCD Type	Type 2

## Recent Crew UDD1

Property	Value
Target Table	CD_CREW_UDD1
Table Type	Dimension
SCD Type	Type 2

## Recent Crew UDD2

Property	Value
Target Table	CD_CREW_UDD2
Table Type	Dimension
SCD Type	Type 2

## Recent Job UDD1

Property	Value
Target Table	CD_JOB_UDD1
Table Type	Dimension
SCD Type	Type 2

## Recent Job UDD2

Property	Value
Target Table	CD_JOB_UDD2
Table Type	Dimension
SCD Type	Type 2

## Storm UDD1

Property	Value
Target Table	CD_STORM_UDD1
Table Type	Dimension
SCD Type	Type 2

## Storm UDD2

Property	Value
Target Table	CD_STORM_UDD2
Table Type	Dimension
SCD Type	Type 2

## Switch Plan UDD1

Property	Value
Target Table	CD_SW_PLAN_UDD1
Table Type	Dimension
SCD Type	Type 2

## Switch Plan UDD2

Property	Value
Target Table	CD_SW_PLAN_UDD2
Table Type	Dimension
SCD Type	Type 2

## Switch Plan Segmentation UDD1

Property	Value
Target Table	CD_SW_PLAN_SEG_UDD1
Table Type	Dimension
SCD Type	Type 2

## Switch Plan Segmentation UDD2

Property	Value
Target Table	CD_SW_PLAN_SEG_UDD2
Table Type	Dimension
SCD Type	Type 2

---

**Switch Plan State UDD1**

<b>Property</b>	<b>Value</b>
Target Table	CD_SW_PLAN_STATE_UDD1
Table Type	Dimension
SCD Type	Type 2

**Switch Plan State UDD2**

<b>Property</b>	<b>Value</b>
Target Table	CD_SW_PLAN_STATE_UDD2
Table Type	Dimension
SCD Type	Type 2

---

# Facts

**Important!** As of the v2.7.0.1 release, all materialized views are removed from Oracle Utilities Analytics Warehouse.

This section lists all the Oracle Utilities Network Management System star schemas.

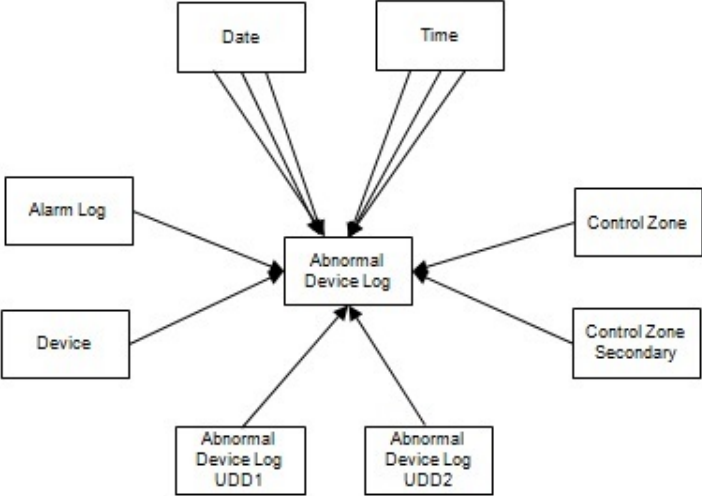
- [Abnormal Device Log](#)
- [Call](#)
- [City Outage](#)
- [Control Zone Outage](#)
- [Crew](#)
- [Crew Activity](#)
- [Customer Outage](#)
- [Damage Assessment](#)
- [Damage Assessment Detail](#)
- [Feeder Delivered Load](#)
- [Job](#)
- [Outage](#)
- [Outage History](#)
- [Recent Call](#)
- [Recent Crew](#)
- [Recent Customer Outage](#)
- [Recent Job](#)
- [Switch Plan](#)
- [Switch Plan Segmentation](#)
- [Switch Plan State](#)

# Abnormal Device Log

Captures details of devices that go into an abnormal state and end up with an alarm log in the source system.

**Note:** This fact is designed to cater to various KPI requirements about abnormal devices in the **Switching** dashboard in Oracle Utilities Analytics Warehouse.

## Entity Relationship Diagram



## Properties

Property	Value
Target Table Name	CF_ABNORMAL_DEVICE_LOG
Table Type	Fact
Fact Type	Accumulation
Driver Table	DDS_ALARM_LOG
ODI Package Name	B1_PKG_CF_ABNORMAL_DEVICE_LOG
ETL View Name	B1_F_ABNORMAL_DEVICE_LOG_VW



## Fields

Target Field	OAS Field	Source Field	Transformation Logic
<b>Surrogate Key</b>			
ABNORMAL_DEVICE_LOG_KEY	Abnormal Device Log Surrogate Key		Populated with the sequence from B1_ABNORMAL_DEVICE_LOG_SEQ.NEXTVAL.
<b>Natural Keys</b>			
SRC_ALARM_CLS	Alarm Message Class	DDS_ALARM_LOG.ALARM_CLS	
SRC_ALARM_IDX	Alarm Message Index	DDS_ALARM_LOG.ALARM_IDX	
<b>Measures</b>			
FACT_CNT	Count		Populated with the standard value of '1'.
<b>Degenerate Dimensions</b>			
ABNORMAL_DTTM	Abnormal Date/Time	DDS_ALARM_LOG.USER_TIME	
ACK_DTTM	Acknowledgment Date/Time	DDS_ALARM_LOG.TIME_ACK	
DEACT_DTTM	Deactivation Date/Time	DDS_ALARM_LOG.WHEN_DEACTIVATED	
SYSTEM_TIME	System Date/Time	DDS_ALARM_LOG.SYSTEM_TIME	
<b>Foreign Keys</b>			
ABNORMAL_DATE_KEY	Abnormal Date Key	DDS_ALARM_LOG.USER_TIME	Populated based on the Date part of ABNORMAL_DTTM.
ABNORMAL_TIME_KEY	Abnormal Time Key	DDS_ALARM_LOG.USER_TIME	Populated based on the Time of ABNORMAL_DTTM.
ACK_DATE_KEY	Acknowledgment Date Key	DDS_ALARM_LOG.TIME_ACK	Populated based on the Date part of ACK_DTTM.
ACK_TIME_KEY	Acknowledgment Time Key	DDS_ALARM_LOG.TIME_ACK	Populated based on the Time part of ACK_DTTM.
DEACT_DATE_KEY	Deactivation Date Key	DDS_ALARM_LOG.WHEN_DEACTIVATED	Populated based on the Date part of DEACT_DTTM.
DEACT_TIME_KEY	Deactivation Time Key	DDS_ALARM_LOG.WHEN_DEACTIVATED	Populated based on the Time part of DEACT_DTTM.

Target Field	OAS Field	Source Field	Transformation Logic
ALARM_LOG_KEY	Alarm Log Key	DDS_ALARM_LOG.ALARM_CLS  DDS_ALARM_LOG.ALARM_IDX	Populated based on ALARM_CLS and ALARM_IDX from DDS_ALARM_LOG table.  If any (either alarm class or index) of the values is 0, then map to the zeroth key.
DEVICE_KEY	Device Dimension Surrogate Key	DDS_ALARM_LOG.DEVICE_CLS  DDS_ALARM_LOG.DEVICE_IDX	Populated based on DEVICE_CLS and DEVICE_IDX from DDS_ALARM_LOG table.  If any (either device class or index) of the values is 0, then map to the zeroth key.  In case of non-electrical devices, devices will not be available in the Device dimension. Facts referring to these devices will be populated with 0 instead of -99.
CTRL_ZONE_KEY	Control Zone Dimension Surrogate Key	DDS_ALARM_LOG.NCG	Populated based on the primary control zone hierarchy of NCG from the DDS_ALARM_LOG table.
CTRL_ZONE_SEC_KEY	Control Zone Sec Dimension Surrogate Key	DDS_ALARM_LOG.NCG	Populated based on the secondary control zone hierarchy of NCG from DDS_ALARM_LOG table.
ABNORMAL_DEVICE_LOG_UDD1_KEY	Abnormal Device Log User Defined Dimension 1 Surrogate Key		
ABNORMAL_DEVICE_LOG_UDD2_KEY	Abnormal Device Log User Defined Dimension 2 Surrogate Key		
SYSTEM_DATE_KEY	System Date Key	DDS_ALARM_LOG.SYSTEM_EM_TIME	Populated based on the SYSTEM_DTTM part from the CD_DATE table.
SYSTEM_TIME_KEY	System Time Key	DDS_ALARM_LOG.SYSTEM_EM_TIME	Populated based on the SYSTEM_DTTM part from the CD_TIME table.
<b>User Defined Attributes</b>			
UDM1	User Defined Measure 1		
UDM2	User Defined Measure 2		

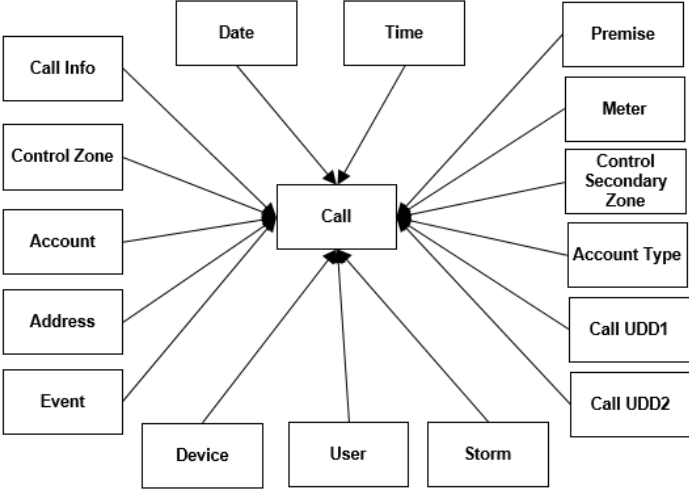
Target Field	OAS Field	Source Field	Transformation Logic
UDM3	User Defined Measure 3		
UDM4	User Defined Measure 4		
UDM5	User Defined Measure 5		
UDM6	User Defined Measure 6		
UDM7	User Defined Measure 7		
UDM8	User Defined Measure 8		
UDM9	User Defined Measure 9		
UDM10	User Defined Measure 10		
UDM11	User Defined Measure 11		
UDM12	User Defined Measure 12		
UDM13	User Defined Measure 13		
UDM14	User Defined Measure 14		
UDM15	User Defined Measure 15		
UDM16	User Defined Measure 16		
UDM17	User Defined Measure 17		
UDM18	User Defined Measure 18		
UDM19	User Defined Measure 19		
UDM20	User Defined Measure 20		
UDDGEN1	User Defined Degenerate Dimension 1		
UDDGEN2	User Defined Degenerate Dimension 2		
UDDGEN3	User Defined Degenerate Dimension 3		
UDDGEN4	User Defined Degenerate Dimension 4		
UDDGEN5	User Defined Degenerate Dimension 5		
UDDGENL1	User Defined Long Degenerate Dimension 1		
UDDGENL2	User Defined Long Degenerate Dimension 2		
UDDGENL3	User Defined Long Degenerate Dimension 3		
UDDGENL4	User Defined Long Degenerate Dimension 4		

Target Field	OAS Field	Source Field	Transformation Logic
UDDGENL5	User Defined Long Degenerate Dimension 5		
UDDFK1_KEY	User Defined Dimension Foreign Key 1		
UDDFK2_KEY	User Defined Dimension Foreign Key 2		
UDDFK3_KEY	User Defined Dimension Foreign Key 3		
UDDFK4_KEY	User Defined Dimension Foreign Key 4		
UDDFK5_KEY	User Defined Dimension Foreign Key 5		
<b>Data Load Attributes</b>			
DATA_SOURCE_IND	Data Source Indicator	CES_PARAMETER.VALUE	<p>Populated with the DSI value on the source product instance configuration.</p> <p>The table is populated as part of the initial setup and the DSI value is extracted from the source system.</p>
JOB_NBR	Job Number		Populated with the ODI job execution session number.

# Call

Stores details about the incidents created in the source system and also captures details about the associated jobs. The data is stored for all restored and un-restored jobs.

## Entity Relationship Diagram



## Properties

Property	Value
Target Table Name	CF_RST_CALL
Table Type	Fact
Fact Type	Accumulation
Driver Table Name	INCIDENTS
ODI Package Name	B1_PKG_CF_RST_CALL
ETL View Name	B1_F_RECENT_CALL_VW

## Fields

Target Field	OAS Field	Source Field	Transformation Logic
<b>Surrogate Key</b>			
RST_CALL_KEY	Restored Call Fact Surrogate Key		Populated with the sequence from SPL_RST_CALL_SEQ.

Target Field	OAS Field	Source Field	Transformation Logic
<b>Natural Keys</b>			
SRC_INCIDENT_ID	Source Incident ID	INCIDENTS.DECODE(NVL(ASSOCIATE_IDX, 0), 0, NU=MB, ASSOCIATE_IDX)	Populated with NUMB if the Associate Index value is 0. Else, Associated Index value is populated.
<b>Measures</b>			
FACT_CNT	Count		Populated with the standard value of '1'.
<b>Degenerate Dimensions</b>			
PRIORITY_IND	Priority Indicator	INCIDENTS.DECODE(SUBSTR(INCIDENTS.COMPLAINT, 7, 1), '1', '1', '2', '1' = '0')	Populate from the extracted nth character of the COMPLAINT column of INCIDENTS table, where 'n' is defined by the configuration parameter B1_PRTY_BIT.  If the extracted value is 1 or 2, populate as 1, else populate as 0.
RST_IND	Restored Indicator	JOBS.RESTORE_TIME	If RESTORE_TIME is populated in the JOBS table, then this field is populated as 1; else as 0.
<b>Foreign Keys</b>			
EVENT_KEY	Event Key	JOBS.NUMB	Populated from CD_EVENT's surrogate key using NUMB column JOBS table.
ACCT_KEY	Account Key	CES_CUSTOMERS_HISTORY.ACCOUNT_NUMBER	Populated based on the account in the CD_ACCOUNT dimension.
CALL_DATE_KEY	Call Date Key	INCIDENTS.INPUT_TIME	Populated based on the date part in the CD_DATE dimension.
CALL_TIME_KEY	Call Time Key	INCIDENTS.INPUT_TIME	Populated based on the Time part in the CD_TIME dimension.
CTRL_ZONE_KEY	Control Zone Key	INCIDENTS.NCG	Populated based on the primary control zone hierarchy of NCG from the DDS_ALARM_LOG table.
USER_KEY	User Key	CES_USER.USER_NAME	Populated with user name in the CD_USER table.

Target Field	OAS Field	Source Field	Transformation Logic
CALL_INFO_KEY	Call Info Key	INCIDENTS.DECODE(NVL(ASSOCIATE_IDX, 0),0,NUMB,ASSOCIATE_IDX)	If the Associate Index value is 0, this field is populated with NUMB. Else, it is populated with Associated Index value.
PREM_KEY	Premise Key	CES_CUSTOMERS_HISTORY.SERV_LOC_ID	Populated with the service location ID in the CD_PREM table.
ADDR_KEY	Address Key	CES_CUSTOMERS_HISTORY.SERV_LOC_ID	Populated with the service location ID in the CD_PREM table.
DEVICE_KEY	Device Key	INCIDENTS.H_IDX INCIDENTS.H_CLS	Populated based on H_IDX and H_CLS in the CD_DEVICE table.
ACCT_TYPE_KEY	Account Type Key	CES_CUSTOMERS_HISTORY.ACCOUNT_TYPE	Populated with the account type.
METER_KEY	Meter Key	CES_CUSTOMERS_HISTORY.METER_ID	Populated with the meter ID in the CD_METER table.
NETWORK_PREMISE_KEY	Network Premise Key	CES_CUSTOMERS_HISTORY.SERV_LOC_ID	Populated with the service location ID in the CD_NETWORK_PREM table.
CTRL_ZONE_SEC_KEY	Control Zone Secondary Key	INCIDENTS.NCG	Populate from CD_CTRL_ZONE_SEC dimension's surrogate key based on NCG ID and records effective date/time is between effective start and end date/time of dimension.
STORM_KEY	Storm Key	STORMMAN_STORMS.STORM_NAME STORMMAN_STORMS.STORM_DATE STORMMAN_STORMS.ZONE_IDX	Populated based on the storm name, date and control zone.
STORM2_KEY	Storm 2 Key	STORMMAN_STORMS.STORM_NAME STORMMAN_STORMS.STORM_DATE STORMMAN_STORMS.ZONE_IDX	Populated based on the storm name, date and control zone.

Target Field	OAS Field	Source Field	Transformation Logic
STORM3_KEY	Storm 3 Key	STORMAN_STORMS. STORM_NAME  STORMAN_STORMS. STORM_DATE  STORMMAN_STORMS. ZONE_IDX	Populated based on the storm name, date and control zone.
CALL_UDD1_KEY	User Defined Dimension 1 Key		
CALL_UDD2_KEY	User Defined Dimension 2 Key		
<b>User Defined Attributes</b>			
UDM1	User Defined Measure 1		
UDM2	User Defined Measure 2		
UDM3	User Defined Measure 3		
UDM4	User Defined Measure 4		
UDM5	User Defined Measure 5		
UDM6	User Defined Measure 6		
UDM7	User Defined Measure 7		
UDM8	User Defined Measure 8		
UDM9	User Defined Measure 9		
UDM10	User Defined Measure 10		
UDM11	User Defined Measure 11		
UDM12	User Defined Measure 12		
UDM13	User Defined Measure 13		
UDM14	User Defined Measure 14		
UDM15	User Defined Measure 15		
UDM16	User Defined Measure 16		
UDM17	User Defined Measure 17		
UDM18	User Defined Measure 18		
UDM19	User Defined Measure 19		
UDM20	User Defined Measure 20		
UDDGEN1	User Defined Degenerate Dimension 1		
UDDGEN2	User Defined Degenerate Dimension 2		



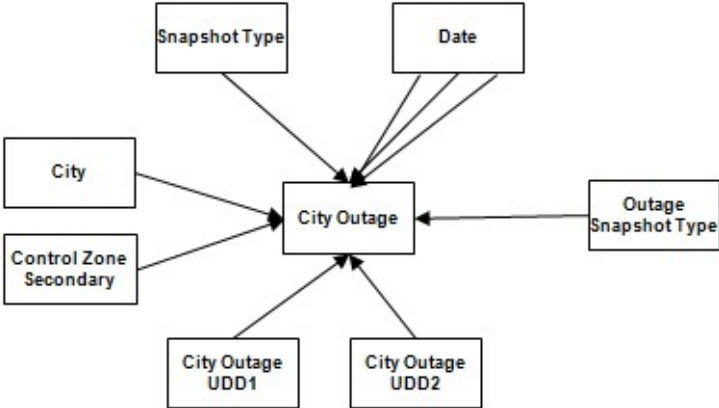
Target Field	OAS Field	Source Field	Transformation Logic
UDDGEN3	User Defined Degenerate Dimension 3		
UDDGEN4	User Defined Degenerate Dimension 4		
UDDGEN5	User Defined Degenerate Dimension 5		
UDDGENL1	User Defined Long Degenerate Dimension 1		
UDDGENL2	User Defined Long Degenerate Dimension 2		
UDDGENL3	User Defined Long Degenerate Dimension 3		
UDDGENL4	User Defined Long Degenerate Dimension 4		
UDDGENL5	User Defined Long Degenerate Dimension 5		
UDDFK1_KEY	User Defined Dimension Surrogate Key 1		
UDDFK2_KEY	User Defined Dimension Surrogate Key 2		
UDDFK3_KEY	User Defined Dimension Surrogate Key 3		
UDDFK4_KEY	User Defined Dimension Surrogate Key 4		
UDDFK5_KEY	User Defined Dimension Surrogate Key 5		
<b>Data Load Attributes</b>			
DATA_SOURCE_IND	Data Source Indicator	CES_PARAMETER.VALUE	Populated with the DSI value on the source product instance configuration.  The table is populated as part of the initial setup and the DSI value is extracted from the source system.
JOB_NBR	Job Number		Populated with the ODI job execution session number.

# City Outage

A monthly snapshot fact that stores various measures (such as CMI, SAIDI, SAIFI, number of customers, number of interruptions, etc) at the city and major event type level.

This fact is unusual in the sense that its data is not populated directly from the source tables in the replication schema. It is a calculated fact whose data is derived from the data in the Customer restored facts.

## Entity Relationship Diagram



## Properties

Property	Value
Target Table Name	CF_CITY_OUTG
Table Type	Fact
Fact Type	Snapshot
Driver Table	CD_CITY
ODI Package Name	B1_PKG_CF_CITY_OUTG
ETL View Name	n/a

## Fields

Target Field	OAS Field	Source Field	Transformation Logic
<b>Surrogate Key</b>			
CITY_OUTG_KEY	City Outage Snapshot Fact Key		Populated with the sequence from SPL_CITY_OUTG_SEQ.

Target Field	OAS Field	Source Field	Transformation Logic
<b>Natural Keys</b>			
SRC_CITY	City	CD_CITY.SRC_CITY	Loaded with city information from the City dimension that is active during the slice period.
SRC_STATE	State	CD_CITY.SRC_STATE	Loaded with state information from the City dimension that is active during the slice period.
SRC_COUNTRY	Country	CD_CITY.SRC_COUNTRY	Loaded with country information from the City dimension that is active during the slice period.
SNAP_TYPE_CD	Snapshot Type Code	B1_DSI_CONFIG_VW.SNAP_TYPE_CD	Populated with snapshot type from DSI config view based on the configuration of the snapshot defined in the target entity table.
MAJ_EVT_SNAP_TYPE_CD	Major Event Snapshot Type Code	CD_MJR_EVT_SNAP_TYPE.SNAP_TYPE_CD	Populated with all combinations of control zone.
<b>Measures</b>			
NUM_CUST_SERVED	Number of Customers Served	CES_CUSTOMERS_HISTORY.NUM_CUST_SERVED	Populated with the number of active customers served within the City during the snapshot period.
NUM_SUST_INTRPT	Number of Sustained Interruptions	CF_CUST_RST_OUTG.NUM_SUST_INTRPT	Populated with the count of sustained outages during the snapshot period.  An outage is considered sustained if the difference between the beginning and ending time of the outage (in minutes) is greater than the configured momentary threshold in minutes.
NUM_MOM_INTRPT	Numb. Mom. Interruptions	CF_CUST_RST_OUTG.NUM_MOM_INTRPT	Populated with the count of momentary outages during the snapshot period.  An outage is considered momentary if the difference between the beginning and ending time of the outage (in minutes) is less than or equal to the configured momentary threshold in minutes.

Target Field	OAS Field	Source Field	Transformation Logic
CMI	CMI	CF_CUST_RST_OUTG. CMI	Populated with the sum of customer minutes interrupted (in minutes) for sustained outages.
NUM_MULT_SUST_INTRPT	Number of Multiple Sustained Interruptions	CF_CUST_RST_OUTG. NUM_MULT_SUST_INTRPT	Populated with the count of sustained outages greater than the configured CEMI count.
NUM_MULT_CUST_INTRPT	Number of Multiple Customer Interruptions	CF_CUST_RST_OUTG. NUM_MULT_CUST_INTRPT	Populated with the count of sustained and momentary outages greater than the configured CEMI count.
SAIDI	SAIDI	CF_CUST_RST_OUTG. BEGIN_DTTM  CF_CUST_RST_OUTG. RST_DTTM	Populated with the customer minutes interrupted by number of customers served.
CAIDI	CAIDI	CF_CUST_RST_OUTG. CAIDI	Populated with the customer minutes interrupted divided by the number of customers interrupted.
SAIFI	SAIFI	CF_CUST_RST_OUTG. SAIFI	Populated with the number of customer interruptions divided by the number of customers served.
MAIFIE	MAIFIE	CF_CUST_RST_OUTG. MAIFIE	Populated with the momentary customer interruptions divided by the number of customers served.  <b>Note:</b> This metric is for momentary events - if there were multiple reclose attempts to clear a fault, it only counts as a single event.
NUM_CUST_INTRPT	Customers Interrupted	CF_CUST_RST_OUTG. NUM_CUST_INTRPT	Populated with the number of sustained customer interruptions.  <b>Note:</b> If a customer has had multiple sustained interruptions, each one is counted.
NUM_MOM_E_INTRPT	Number of Momentary Events Preceding a Sustained Interruption	CF_CUST_RST_OUTG. NUM_MOM_E_INTRPT	Populated with the number of momentary events during the period, excluding the events that immediately precede a sustained interruption.

Target Field	OAS Field	Source Field	Transformation Logic
NUM_EVENT	Number of Events	CF_CUST_RST_OUTG. NUM_EVENT	Populated with the number of events during the period.  It is the sum of number of sustained interruptions and number of momentary interruptions.
NUM_CUST_SUST_INTRPT	Number of Customers who experienced a Sustained Interruption	CF_CUST_RST_OUTG. NUM_CUST_SUST_INTRPT	Populated with the number of customers who experienced a sustained interruption during the period.
FACT_CNT	Count		Populated with the standard value of '1'.
<b>Degenerate Dimensions</b>			
SNAPSHOT_DT	Snapshot Date	B1_JOB_EXEC.SLICE_END_DTTM	Consider one second less than the slice end date (<date>23:59:59).
<b>Foreign Keys</b>			
SNAPSHOT_DATE_KEY	Snapshot Date Surrogate Key	B1_JOB_EXEC.SLICE_END_DTTM	Populated with the last date of current snapshot period (populates only the date part).
CITY_KEY	City Surrogate Key	CD_CITY.CITY_KEY	Populated based on the customers active during the snapshot period.
BEGIN_DATE_KEY	Snapshot Begin Date Surrogate Key	B1_JOB_EXEC.SLICE_START_DTTM	Populated based on the slice start date from the B1_JOB_EXEC table.
END_DATE_KEY	Snapshot End Date Surrogate Key	B1_JOB_EXEC.SLICE_END_DTTM	Populated based on the difference between slice end date and one second from the B1_JOB_EXEC table.
CITY_OUTG_UDD1_KEY	City outage User Defined Dimension 1 Surrogate Key		
CITY_OUTG_UDD2_KEY	City outage User Defined Dimension 2 Surrogate Key		
<b>User Defined Attributes</b>			
UDM1	User Defined Measure 1		
UDM2	User Defined Measure 2		
UDM3	User Defined Measure 3		
UDM4	User Defined Measure 4		
UDM5	User Defined Measure 5		

Target Field	OAS Field	Source Field	Transformation Logic
UDM6	User Defined Measure 6		
UDM7	User Defined Measure 7		
UDM8	User Defined Measure 8		
UDM9	User Defined Measure 9		
UDM10	User Defined Measure 10		
UDM11	User Defined Measure 11		
UDM12	User Defined Measure 12		
UDM13	User Defined Measure 13		
UDM14	User Defined Measure 14		
UDM15	User Defined Measure 15		
UDM16	User Defined Measure 16		
UDM17	User Defined Measure 17		
UDM18	User Defined Measure 18		
UDM19	User Defined Measure 19		
UDM20	User Defined Measure 20		
UDDGEN1	User Defined Degenerate Dimension 1		
UDDGEN2	User Defined Degenerate Dimension 2		
UDDGEN3	User Defined Degenerate Dimension 3		
UDDGEN4	User Defined Degenerate Dimension 4		
UDDGEN5	User Defined Degenerate Dimension 5		
UDDGENL1	User Defined Long Degenerate Dimension 1		
UDDGENL2	User Defined Long Degenerate Dimension 2		
UDDGENL3	User Defined Long Degenerate Dimension 3		

---

Target Field	OAS Field	Source Field	Transformation Logic
<b>Data Load Attributes</b>			
DATA_SOURCE_IND	Data Source Indicator	CES_PARAMETER. VALUE	Populated with the DSI value on the source product instance configuration.  The table is populated as part of the initial setup and the DSI value is extracted from the source system.
JOB_NBR	Job Number		Populated with the ODI job execution session number.

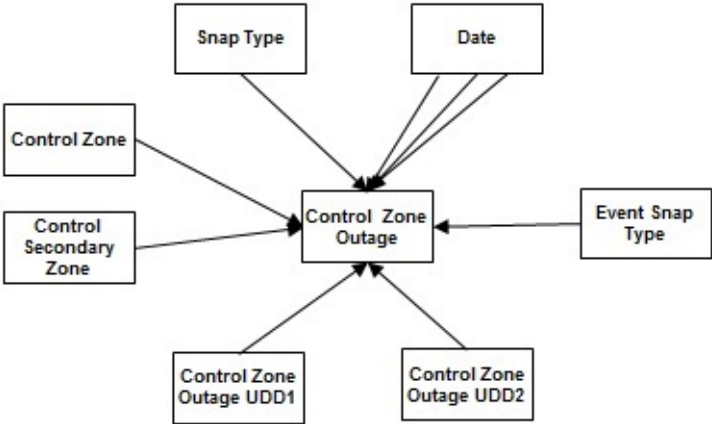
---

# Control Zone Outage

An accumulation fact that captures all reliability metrics for leaf level NCG daily.

This fact is unusual in the sense that its data is not populated directly from the source tables in the replication schema. It is a calculated fact whose data is derived from the data in the Customer restored facts.

## Entity Relationship Diagram



## Properties

Property	Value
Target Table Name	CF_CTRL_ZONE_OUTG
Table Type	Fact
Fact Type	Accumulation
Driver Table	CD_CTRL_ZONE
ODI Package Name	B1_PKG_CF_CTRL_ZONE_OUTG
ETL View Name	n/a

## Fields

Target Field	OAS Field	Source Field	Transformation Logic
<b>Surrogate Key</b>			
CTRL_ZONE_OUTG_KEY	Control Zone Outage Fact Key		Populated with the sequence from SPL_CTRL_ZONE_OUTG_SEQ.



Target Field	OAS Field	Source Field	Transformation Logic
<b>Natural Keys</b>			
SRC_NCG_ID	NCG ID	CD_CTRL_ZONE.NCG_ID	Loaded with control zone details from Control Zone dimension that are active during the slice period.
<b>Measures</b>			
NUM_CUST_SERVED	Number of Customers Served	CES_CUSTOMERS_HISTORY	<p>Populated with the number of active customers served in the control zone during the snapshot period.</p> <ol style="list-style-type: none"> <li>Joins with CES_CUSTOMERS_HISTORY on NCG and the BIRTH and DEATH effective for that snapshot period.</li> <li>Counts the number of records.</li> </ol>
NUM_SUST_EVENT	Number of Sustained Events		<p>Populated with the count of events that are momentary within the statistics period.</p> <p>A sustained event can be identified when the difference between begin and end time of the outage (outage duration in minutes) is greater than the configured number of momentary minutes.</p>
NUM_SUST_INTRPT	Number of Sustained Interruptions	CF_CUST_RST_OUTG.BEGIN_DTTM  CF_CUST_RST_OUTG.RST_DTTM	<p>Populated with the count of sustained outages during the period.</p> <p>An outage is considered sustained if the difference between the beginning and ending time of the outage (in minutes) is greater than the configured number of momentary minutes.</p>

Target Field	OAS Field	Source Field	Transformation Logic
NUM_MOM_EVENT	Number of Momentary Event		<p>Populated with the count of momentary events during the period.</p> <p>A momentary event can be identified when the difference between begin and end time of the outage (the outage duration in minutes) is less than the configured number of momentary minutes.</p>
NUM_MOM_INTRPT	Numb. Mom. Interruptions	CF_CUST_RST_OUTG.BEGIN_DTTM  CF_CUST_RST_OUTG.RST_DTTM	<p>Populated with the count of momentary outages during the snapshot period.</p> <p>An outage is considered momentary if the difference between the beginning and ending time of the outage (in minutes) is less than or equal to the configured number of momentary minutes.</p>
CMI	CMI	CF_CUST_RST_OUTG.BEGIN_DTTM  CF_CUST_RST_OUTG.RST_DTTM	<p>Populated with the sum of customer minutes interrupted (in minutes) for sustained outages.</p>
NUM_MULT_SUST_INTRPT	Number of Multiple Sustained Interruptions	CF_CUST_RST_OUTG.PER.SRC_PER_ID  CF_CUST_RST_OUTG.PREM.SRC_PREM_ID  CF_CUST_RST_OUTG.METER.SRC_METER_ID	<p>Populated with the count of sustained outages that are greater than the configured CEMI count.</p>
NUM_MULT_CUST_INTRPT	Number of Multiple Customer Interruptions	CF_CUST_RST_OUTG.PER.SRC_PER_ID  CF_CUST_RST_OUTG.PREM.SRC_PREM_ID  CF_CUST_RST_OUTG.METER.SRC_METER_ID	<p>Populated with the count of sustained and momentary outages that are greater than the configured CEMI count.</p>
SAIDI	SAIDI	CF_CUST_RST_OUTG.BEGIN_DTTM  CF_CUST_RST_OUTG.RST_DTTM	<p>Populated with the customer minutes interrupted by number of customers served.</p>

Target Field	OAS Field	Source Field	Transformation Logic
CAIDI	CAIDI		Populated with the number of customer minutes interrupted divided by the number of customers interrupted.
SAIFI	SAIFI		Populated with the number of customers interrupted divided by the number of customers served.
MAIFIE	MAIFIE		Populated with the number of momentary customer interruption events divided by the number of customers served.
NUM_CUST_INTRPT	Customers Interrupted		Populated with the sum of customer interruptions during the period.  If a customer experiences multiple interruptions, each should be counted.
NUM_MOM_E_INTRPT	Number of Momentary Events		Populated with the number of momentary events during the period, excluding the events that immediately precede a sustained interruption.
NUM_EVENT	Number of Events		Populated with the number of events during the period.
NUM_CUST_SUST_INTRPT	Number of Customers who experienced a Sustained Interruption		Populated with the count of customers who experienced more than P_CEMI_COUNT sustained interruptions during the period.
FACT_CNT	Count		Populated with the standard value of '1'.
<b>Degenerate Dimensions</b>			
STATISTICS_DTTM	Statistics Date/Time		Populated with job processing date end time in the DD-MON-YYYY HH24:MI:SS format.
<b>Foreign Keys</b>			
CTRL_ZONE_KEY	Control Zone Surrogate Key	CD_CTRL_ZONE.CTRL_ZONE_KEY	Populated based on the primary control zone hierarchy of NCG from the DDS_ALARM_LOG table.

Target Field	OAS Field	Source Field	Transformation Logic
CTRL_ZONE_SEC_KEY	Control Zone Secondary Surrogate Key	CD_CTRL_ZONE_SEC.CTRL_ZONE_SEC_KEY	Populated based on the secondary control zone hierarchy of NCG from DDS_ALARM_LOG table.
BEGIN_DATE_KEY	Snapshot Begin Date Surrogate Key	B1_JOB_EXEC.SLICE_START_DTTM	Populated based on the slice start date from the B1_JOB_EXEC table.
END_DATE_KEY	Snapshot End Date Surrogate Key	B1_JOB_EXEC.SLICE_END_DTTM	Populated based on the difference between slice end date and one second from the B1_JOB_EXEC table.
CTRL_ZONE_OUTG_UDD1_KEY	Control Zone outage User Defined Dimension 1 Surrogate Key		
CITY_OUTG_UDD2_KEY	City outage User Defined Dimension 2 Surrogate Key		
<b>User Defined Attributes</b>			
UDM1	User Defined Measure 1		
UDM2	User Defined Measure 2		
UDM3	User Defined Measure 3		
UDM4	User Defined Measure 4		
UDM5	User Defined Measure 5		
UDM6	User Defined Measure 6		
UDM7	User Defined Measure 7		
UDM8	User Defined Measure 8		
UDM9	User Defined Measure 9		
UDM10	User Defined Measure 10		
UDM11	User Defined Measure 11		
UDM12	User Defined Measure 12		
UDM13	User Defined Measure 13		
UDM14	User Defined Measure 14		
UDM15	User Defined Measure 15		
UDM16	User Defined Measure 16		
UDM17	User Defined Measure 17		
UDM18	User Defined Measure 18		
UDM19	User Defined Measure 19		
UDM20	User Defined Measure 20		

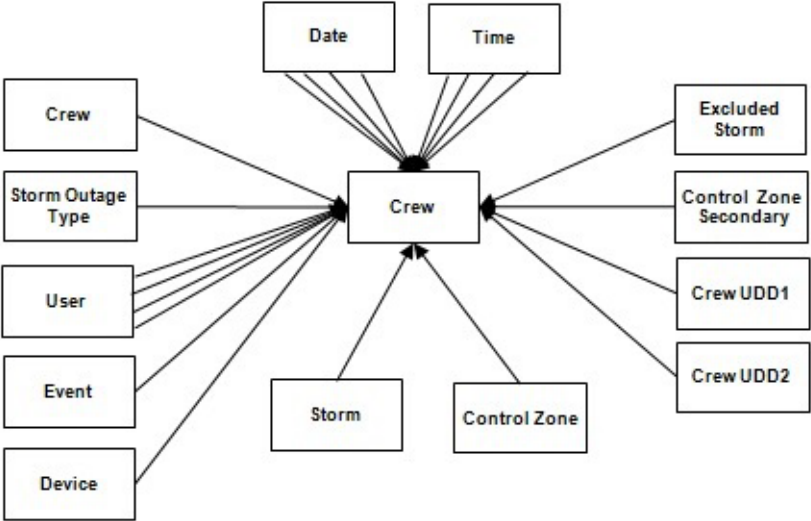
Target Field	OAS Field	Source Field	Transformation Logic
UDDGEN1	User Defined Degenerate Dimension 1		
UDDGEN2	User Defined Degenerate Dimension 2		
UDDGEN3	User Defined Degenerate Dimension 3		
<b>Data Load Attributes</b>			
DATA_SOURCE_IND	Data Source Indicator	CES_PARAMETER.VALUE	<p>Populated with the DSI value on the source product instance configuration.</p> <p>The table is populated as part of the initial setup and the DSI value is extracted from the source system.</p>
JOB_NBR	Job Number		Populated with the ODI job execution session number.

# Crew

For all jobs created in the source system, several activities (such as assignment, un-assignment, dispatch, arrival and completion) are performed to complete them. Each of these activities are carried out by the corresponding crew.

This fact stores all such crew activity information for every job created in the source system. The data is stored for all restored and un-restored jobs.

## Entity Relationship Diagram



## Properties

Property	Value
Target Table Name	CF_RST_CREW
Table Type	Fact
Fact Type	Accumulation
Driver Table Name	CREW_ASSIGNMENTS CREW_DISPATCHES STORMMAN_STORMS
ODI Package Name	B1_PKG_CF_RST_CREW
ETL View Name	B1_F_RST_CREW_VW

---

**Fields**


---

Target Field	OAS Field	Source Field	Transformation Logic
<b>Surrogate Key</b>			
RST_CREW_KEY	Recent Crew Key		Populated with the sequence from SPL_RECENT_CREW_SEQ.
<b>Natural Keys</b>			
SRC_CREW_ID	Source Crew ID	CREW_ASSIGNMENTS.CREW_KEY  CREW_DISPATCHES.CREW_KEY	
<b>Measures</b>			
FACT_CNT	Count		Populated with the standard value of '1'.
INROUTE_DURATION	Inroute Duration	CREW_DISPATCHES.WHEN_HAPPENED	Populated with the total time spent by the crew in 'Dispatch' state for a particular event.
WORK_DURATION	Work Duration	CREW_DISPATCHES.WHEN_HAPPENED	Populated with the total time spent by the crew in 'Arrive' state for a particular event.
ASSIGN_DURATION	Assign Duration	CREW_ASSIGNMENT.WHEN_HAPPENED	Populated with the total time spent by the crew in 'Assign' state for a particular event.
DISPATCH_DURATION	Dispatch Duration	CREW_DISPATCHES.WHEN_HAPPENED  CREW_ASSIGNMENTS.WHEN_HAPPENED	Populated with the total time spent by the crew while assigned, en route and working on the event.  Dispatch Duration = En Route Duration + Work Duration + Assign Duration
<b>Degenerate Dimensions</b>			
SRC_EVENT_NBR	Source Event Number	INCIDENTS.DECODE(NVL(ASSOCIATE_IDX, 0), 0, NUMB, ASSOCIATE_IDX)	If the Associate Index value is 0, populate this field with NUMB. Else, populate Associated Index value.
EXCL_PERIOD_START_DTTM	Exclusion Period End Date/Time	STORMMAN_STORMS.EX_STORM_START	If a storm is present and it has an exclusion period defined within which the begin date/time of the job falls, then populate this field with the exclusion period start date/time.

---

Target Field	OAS Field	Source Field	Transformation Logic
EXCL_PERIOD_END_DTTM	Exclusion Period Start Date/Time	STORMMAN_STORMS.EX_STORM_END	If a storm is present and it has an exclusion period defined within which the begin date/time of the job falls, then populate this field with the exclusion period end date/time.
<b>Foreign Keys</b>			
EVENT_KEY	Event Key	JOBS.NUMB	Populated from CD_EVENT's surrogate key using NUMB column in the JOBS table.
ASSIGN_DATE_KEY	Last Assign Date Key	CREW_ASSIGNMENTS.WHEN_HAPPENED	Populate with the surrogate key of the CD_DATE dimension by looking up with the date part of the latest assignment date of the crew. In case of no assignments for the crew, populate as 0.
ASSIGN_TIME_KEY	Last Assign Time Key	CREW_ASSIGNMENTS.WHEN_HAPPENED	Populate with the surrogate key of the CD_TIME dimension by looking up with the time part of the latest assignment date of the crew. In case of no assignments for the crew, populate as 0.
CTRL_ZONE_KEY	Control Zone Key	JOBS.NCG	Populated based on the primary control zone hierarchy of NCG from the DDS_ALARM_LOG table.
ASSIGN_USER_KEY	Last Assign User Key	CREW_ASSIGNMENTS.CES_USER	Populated with the last user who assigned the crew.
CREW_KEY	Crew Key	CREW_ASSIGNMENTS.CREW_KEY CREW_DISPATCHES.CREW_KEY	Populated with the crew details in the CREW_ASSIGNMENTS dimension.
DEVICE_KEY	Device Key	JOBS.H_IDX JOBS.H_CLS	Populated based on H_IDX and H_CLS in the CD_DEVICE table.
UNASSIGN_DATE_KEY	Unassign Date Key	CREW_ASSIGNMENTS.WHEN_HAPPENED	Populate with the surrogate key of the CD_DATE dimension by looking up with the date part of the latest un-assignment date of the crew. In case of no un-assignments for the crew, populate as 0.



Target Field	OAS Field	Source Field	Transformation Logic
UNASSIGN_TIME_KEY	Unassign Time Key	CREW_ASSIGNMENTS.WHEN_HAPPENED	Populate with the surrogate key of the CD_TIME dimension by looking up with the time part of the latest un-assignment date of the crew. In case of no un-assignments for the crew, populate as 0.
UNASSIGN_USER_KEY	Unassign User Key	CREW_ASSIGNMENTS.CES_USER	Look up the CD_USER dimension with the last user who unassigned the crew and populate with surrogate key.
ACCEPT_DATE_KEY	Unassign Date Key	CREW_DISPATCHES.WHEN_HAPPENED	Populated based on the date part of the latest dispatch date of the crew. In case of no dispatches for the crew, populate as 0.
ACCEPT_TIME_KEY	Accept Time Key	CREW_DISPATCHES.WHEN_HAPPENED	Populated based on the time part of the latest dispatch date of the crew and lookup the CD_TIME dimension. In case of no dispatches for the crew, populate as 0.
ACCEPT_USER_KEY	Accept User Key	CREW_DISPATCHES.CES_USER	Populate with the last user who dispatched the crew, by looking up the CD_USER dimension.
ARRIVE_DATE_KEY	Arrive Date Key	CREW_DISPATCHES.WHEN_HAPPENED	Populate with the surrogate key of the CD_DATE dimension by looking up with the date part of the latest arrival date of the crew. In case of no completions for the crew, populate as 0.
ARRIVE_TIME_KEY	Arrive Time Key	CREW_DISPATCHES.WHEN_HAPPENED	Populated based on the time part of the latest arrival date of the crew and lookup the CD_TIME dimension. In case of no completions for the crew, populate as 0.
ARRIVE_USER_KEY	Arrive User Key	CREW_DISPATCHES.CES_USER	Populate with the last user who marked the crew activity as arrived, by looking up the CD_USER dimension.
CMPL_DATE_KEY	Completed Date Key	CREW_DISPATCHES.WHEN_HAPPENED	Extract the date part of the latest completion date of the crew and lookup the CD_DATE dimension. In case of no completions for the crew, populate as 0.

Target Field	OAS Field	Source Field	Transformation Logic
CMPL_TIME_KEY	Completed Time Key	CREW_DISPATCHES.WHEN_HAPPENED	Extract the time part of the latest completion date of the crew and lookup the CD_TIME dimension. In case of no completions for the crew, populate as 0.
CMPL_USER_KEY	Completed User Key	CREW_DISPATCHES.CES_USER	Populate with the last user who marked the crew activity as completed, by looking up the CD_USER dimension.
STORM_KEY	Storm Key	STORMMAN_STORMS.S TORM_NAME  STORMMAN_STORMS.S TORM_DATE  STORMMAN_STORMS.Z ONE_IDX	Populated based on the storm name, date and control zone.
STORM2_KEY	Storm 2 Key	STORMMAN_STORMS.S TORM_NAME  STORMMAN_STORMS.S TORM_DATE  STORMMAN_STORMS.Z ONE_IDX	Populated based on the storm name, date and control zone.
STORM3_KEY	Storm 3 Key	STORMMAN_STORMS.S TORM_NAME  STORMMAN_STORMS.S TORM_DATE  STORMMAN_STORMS.Z ONE_IDX	Populated based on the storm name, date and control zone.
EXCL2_DETAIL_KEY	Excludable 2 Detail Key	STORMMAN_STORMS.S TORM_NAME  STORMMAN_STORMS.S TORM_DATE  STORMMAN_STORMS.Z ONE_IDX	Populated based on the storm name, date and control zone.
EXCL3_DETAIL_KEY	Excludable 3 Detail Key	STORMMAN_STORMS.S TORM_NAME  STORMMAN_STORMS.S TORM_DATE  STORMMAN_STORMS.Z ONE_IDX	Populated based on the storm name, date and control zone.

Target Field	OAS Field	Source Field	Transformation Logic
STORM_OUTAGE_TYPE_KEY	Storm Outage Type Key	JOBS.STORMMAN_TYPE	Populated based on the storm outage type in the Jobs table.
CTRL_ZONE_SEC_KEY	Control Zone Key	JOBS.NCG	Populated from CD_CTRL_ZONE_SEC dimension's surrogate key based on NCG ID and records effective date/time is between effective start and end date/time of dimension.
EXCL_DETAIL_KEY	Excludable Detail Key	STORMMAN_STORMS.ZONE_IDX STORMMAN_STORMS.STORM_NAME STORMMAN_STORMS.STORM_DATE	Populated based on the storm level NCG, storm name, and storm name suffix from the CD_EXCL_DETAIL table.
EXCL_START_DATE_KEY	Exclusion Period Start Date Key	STORMMAN_STORMS.EX_STORM_START	Populated based on the date part in the CD_DATE table.
EXCL_END_DATE_KEY	Exclusion Period End Date Key	STORMMAN_STORMS.EX_STORM_END	Populated based on the date part from the CD_DATE dimension.
EXCL_START_TIME_KEY	Exclusion Period Start Time Key	STORMMAN_STORMS.EX_STORM_START	Populated based on the time part from the CD_TIME dimension.
EXCL_END_TIME_KEY	Exclusion Period End Time Key	STORMMAN_STORMS.EX_STORM_END	Populated based on the time part from the CD_TIME dimension.
CURR_ACCEPT_TIME_KEY	Current Crew Accept Time Key	CREW_DISPATCHES.WHEN_HAPPENED	If the accept time is before the assign time, populate null. Else, populate accept time in the fact tables CF_RST_CREW and CF_RECENT_CREW.
CURR_ACCEPT_DATE_KEY	Current Crew Accept Date Key	CREW_DISPATCHES.WHEN_HAPPENED	If the accept date is before the assign date, populate null. Else, populate accept date in the fact tables CF_RST_CREW and CF_RECENT_CREW.
CURR_ARRIVE_TIME_KEY	Current Crew Arrive Time Key	CREW_DISPATCHES.WHEN_HAPPENED	If the arrive time is before the assign time, populate null or if arrive time is before the accept time, populate null. Else, populate the arrive time in the fact tables CF_RST_CREW and CF_RECENT_CREW.

Target Field	OAS Field	Source Field	Transformation Logic
CURR_ARRIVE_DATE_KEY	Current Crew Arrive Date Key	CREW_DISPATCHES.WHEN_HAPPENED	If the arrive date is before the assign date, populate null or if arrive date is before the accept date, populate null. Else, populate the arrive date in the fact tables CF_RST_CREW and CF_RECENT_CREW.
CURR_CMPL_TIME_KEY	Current Crew Completed Time Key	CREW_DISPATCHES.WHEN_HAPPENED	If the complete time is before the assign time, populate null, or if complete time is before the accept time, populate null, or complete time is before the arrive time, then populate null. Else, populate the complete time in the fact tables CF_RST_CREW and CF_RECENT_CREW.
CURR_CMPL_DATE_KEY	Current Crew Completed Date Key	CREW_DISPATCHES.WHEN_HAPPENED	If the complete date is before the assign date, populate null, or if complete date is before the accept date, populate null, or complete date is before the arrive date, then populate null. Else, populate the complete date in the fact tables CF_RST_CREW and CF_RECENT_CREW.
CREW_UDD1_KEY	User Defined Dimension 1 Key		
CREW_UDD2_KEY	User Defined Dimension 2 Key		
<b>User Defined Attributes</b>			
UDM1	User Defined Measure 1		
UDM2	User Defined Measure 2		
UDM3	User Defined Measure 3		
UDM4	User Defined Measure 4		
UDM5	User Defined Measure 5		
UDM6	User Defined Measure 6		
UDM7	User Defined Measure 7		
UDM8	User Defined Measure 8		
UDM9	User Defined Measure 9		
UDM10	User Defined Measure 10		
UDM11	User Defined Measure 11		

Target Field	OAS Field	Source Field	Transformation Logic
UDM12	User Defined Measure 12		
UDM13	User Defined Measure 13		
UDM14	User Defined Measure 14		
UDM15	User Defined Measure 15		
UDM16	User Defined Measure 16		
UDM17	User Defined Measure 17		
UDM18	User Defined Measure 18		
UDM19	User Defined Measure 19		
UDM20	User Defined Measure 20		
UDDGEN1	User Defined Degenerate Dimension 1		
UDDGEN2	User Defined Degenerate Dimension 2		
UDDGEN3	User Defined Degenerate Dimension 3		
UDDGEN4	User Defined Degenerate Dimension 4		
UDDGEN5	User Defined Degenerate Dimension 5		
UDDGENL1	User Defined Long Degenerate Dimension 1		
UDDGENL2	User Defined Long Degenerate Dimension 2		
UDDGENL3	User Defined Long Degenerate Dimension 3		
UDDGENL4	User Defined Long Degenerate Dimension 4		
UDDGENL5	User Defined Long Degenerate Dimension 5		
UDDFK1_KEY	User Defined Dimension Surrogate Key 1		
UDDFK2_KEY	User Defined Dimension Surrogate Key 2		
UDDFK3_KEY	User Defined Dimension Surrogate Key 3		
UDDFK4_KEY	User Defined Dimension Surrogate Key 4		

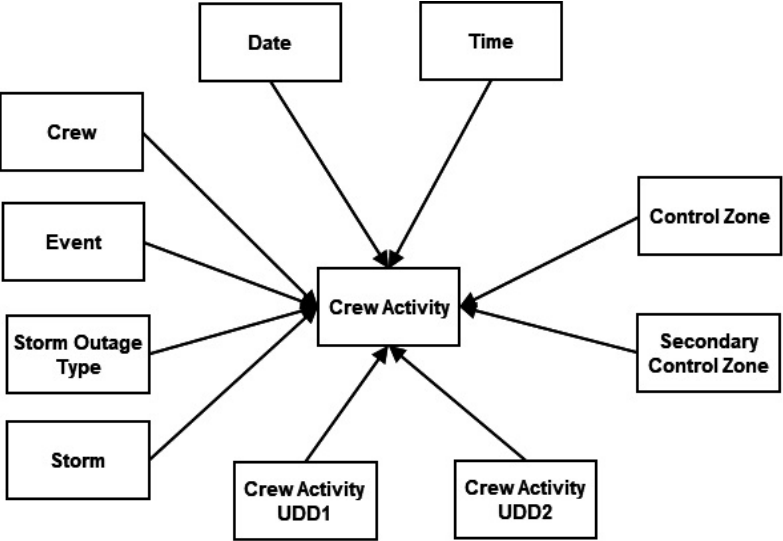
Target Field	OAS Field	Source Field	Transformation Logic
UDDFK5_KEY	User Defined Dimension Surrogate Key 5		
<b>Data Load Attributes</b>			
DATA_SOURCE_IND	Data Source Indicator	CES_PARAMETER. VALUE	Populated with the DSI value on the source product instance configuration.  The table is populated as part of the initial setup and the DSI value is extracted from the source system.
JOB_NBR	Job Number		Populated with the ODI job execution session number.
DATA_LOAD_DTTM	Data Load Date/Time		Populated with the load timestamp value.

# Crew Activity

Captures the complete history of all the crews that worked on an event, including multiple assignments of the same crew to the same event.

**Note:** The data for this fact is captured from both the driver tables (CREW\_ASSIGNMENTS and CREW\_DISPATCHES) in a mutually exclusive manner. All columns of the table are separately populated from each of these driver tables.

## Entity Relationship Diagram



## Properties

Property	Value
Target Table Name	CF_CREW_ACTIVITY
Table Type	Fact
Fact Type	Accumulation
Driver Table	CREW_ASSIGNMENTS CREW_DISPATCHES STORMMAN_STORMS
ODI Package Name	B1_PKG_CF_CREW_ACTIVITY
ETL View Name	B1_F_CREW_ACTIVITY_VW

**Fields**

Target Field	OAS Field	Source Field	Transformation Logic
<b>Surrogate Key</b>			
CREW_ACTIVITY_KEY	Crew Activity Fact Surrogate Key		Populated with the sequence from B1_CREW_ACTIVITY_SEQ. NEXTVAL.
<b>Natural Keys</b>			
SRC_IND	Source Indicator		Populated based on the table the data is being loaded from. <ul style="list-style-type: none"> <li>• 'A' if the source table is CREW_ASSIGNMENTS</li> <li>• 'D' if the source is CREW_DISPATCHES</li> </ul>
SEQ_NUM	Sequence Number	CREW_ASSIGNMENTS. SEQ_NUM  CREW_DISPATCHES. SEQ_NUM	
ACTIVE_FLG	Active Flag	CREW_ASSIGNMENTS. ACTIVE  CREW_DISPATCHES. ACTIVE	
ACTION_CD	Action Code	CREW_ASSIGNMENTS. ACTION  CREW_DISPATCHES. ACTION	
<b>Measures</b>			
FACT_CNT	Count		Populated with the standard value of '1'.
<b>Degenerate Dimensions</b>			
ACTION_DTTM	Action Date/Time	CREW_ASSIGNMENTS. WHEN_HAPPENED  CREW_DISPATCHES. WHEN_HAPPENED	



Target Field	OAS Field	Source Field	Transformation Logic
<b>Foreign Keys</b>			
ACTION_DATE_KEY	Action Date Key	CREW_ASSIGNMENTS. WHEN_HAPPENED  CREW_DISPATCHES. WHEN_HAPPENED	Populated based on the date part of ACTION_DTTM.
ACTION_TIME_KEY	Action Time Key	CREW_ASSIGNMENTS. WHEN_HAPPENED  CREW_DISPATCHES. WHEN_HAPPENED	Populated based on the time of ACTION_DTTM.
CREW_KEY	Crew Key	CREW_ASSIGNMENTS.C REW_KEY  CREW_DISPATCHES.CR EW_KEY	Populated based on the CREW_KEY from the CREW_ASSIGNMENTS/ CREW_DISPATCHES tables.
EVENT_KEY	Event Key	JOBS.NUMB	Populated based on NUMB from the JOBS table.
CTRL_ZONE_KEY	Control Zone Dimension Surrogate Key	JOBS.NCG	Populated based on the primary control zone hierarchy of NCG from the DDS_ALARM_LOG table.
CTRL_ZONE_SEC_KEY	Control Zone Sec Dimension Surrogate Key	JOBS.NCG	Populated based on the secondary control zone hierarchy of NCG from DDS_ALARM_LOG table.
STORM_KEY	Storm Dimension Surrogate Key	STORMMAN_STORMS.S TORM_NAME  STORMMAN_STORMS.S TORM_DATE  STORMMAN_STORMS.Z ONE_IDX	Populated based on the storm name, date and control zone.
STORM2_KEY	Storm 2 Key	STORMMAN_STORMS.S TORM_NAME  STORMMAN_STORMS.S TORM_DATE  STORMMAN_STORMS.Z ONE_IDX	Populated based on the storm name, date and control zone.

Target Field	OAS Field	Source Field	Transformation Logic
STORM3_KEY	Storm 3 Key	STORMMAN_STORMS.S TORM_NAME  STORMMAN_STORMS.S TORM_DATE  STORMMAN_STORMS.Z ONE_IDX	Populated based on the storm name, date and control zone.
STORM_OUTAGE_TYPE_KEY	Storm Outage Type Dimension Surrogate Key	JOBS.STORMMAN_TYPE	Populated based on jobs STORMMAN_TYP.
DEVICE_KEY	Device Key	JOBS.H_IDX  JOBS.H_CLS	Populated based on H_IDX and H_CLS from JOBS table.  If any (either device class or index) value is 0, then map to the zeroth key.  In case of non-electrical devices, devices are not available in Device dimension. Facts referring to these devices will be populated with 0 instead of -99.
ASSIGN_USER_KEY	Assigned User Key	CREW_ASSIGNMENTS.C ES_USER	Populated based on CES_USER from CREW_ASSIGNMENTS.
CREW_ACTIVITY_UDD1_KEY	Crew Activity User Defined Dimension 1 Surrogate Key		
CREW_ACTIVITY_UDD2_KEY	Crew Activity User Defined Dimension 2 Surrogate Key		
<b>User Defined Attributes</b>			
UDM1	User Defined Measure 1		
UDM2	User Defined Measure 2		
UDM3	User Defined Measure 3		
UDM4	User Defined Measure 4		
UDM5	User Defined Measure 5		
UDM6	User Defined Measure 6		
UDM7	User Defined Measure 7		
UDM8	User Defined Measure 8		
UDM9	User Defined Measure 9		
UDM10	User Defined Measure 10		
UDM11	User Defined Measure 11		

Target Field	OAS Field	Source Field	Transformation Logic
UDM12	User Defined Measure 12		
UDM13	User Defined Measure 13		
UDM14	User Defined Measure 14		
UDM15	User Defined Measure 15		
UDM16	User Defined Measure 16		
UDM17	User Defined Measure 17		
UDM18	User Defined Measure 18		
UDM19	User Defined Measure 19		
UDM20	User Defined Measure 20		
UDDGEN1	User Defined Degenerate Dimension 1		
UDDGEN2	User Defined Degenerate Dimension 2		
UDDGEN3	User Defined Degenerate Dimension 3		
UDDGEN4	User Defined Degenerate Dimension 4		
UDDGEN5	User Defined Degenerate Dimension 5		
UDDGENL1	User Defined Long Degenerate Dimension 1		
UDDGENL2	User Defined Long Degenerate Dimension 2		
UDDGENL3	User Defined Long Degenerate Dimension 3		
UDDGENL4	User Defined Long Degenerate Dimension 4		
UDDGENL5	User Defined Long Degenerate Dimension 5		
UDDFK1_KEY	User Defined Dimension Foreign Key 1		
UDDFK2_KEY	User Defined Dimension Foreign Key 2		
UDDFK3_KEY	User Defined Dimension Foreign Key 3		
UDDFK4_KEY	User Defined Dimension Foreign Key 4		
UDDFK5_KEY	User Defined Dimension Foreign Key 5		

---

Target Field	OAS Field	Source Field	Transformation Logic
<b>Data Load Attributes</b>			
DATA_SOURCE_IND	Data Source Indicator	CES_PARAMETER. VALUE	Populated with the DSI value on the source product instance configuration.  The table is populated as part of the initial setup and the DSI value is extracted from the source system.
JOB_NBR	Job Number		Populated with the ODI job execution session number.

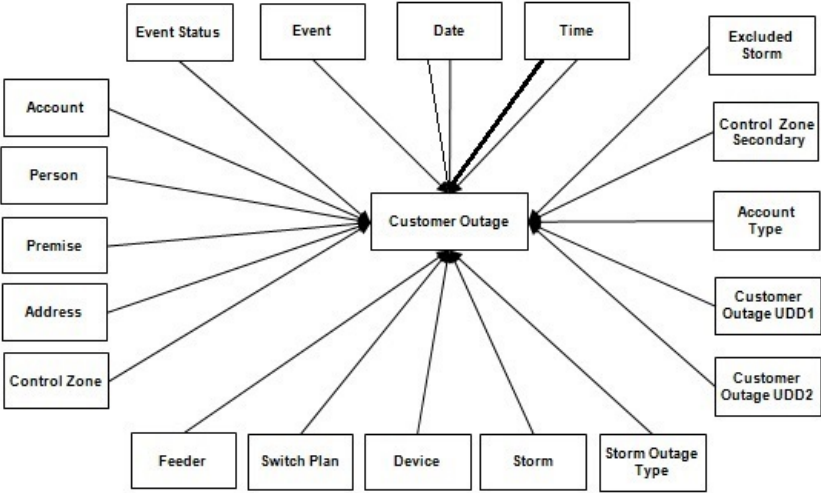
---

# Customer Outage

Stores the details of customers experiencing service interruptions based on the supply node log information from the source system. The supply node log data will be mapped to the [Supply Node Lookup](#) dimension to determine the actual list of customers experiencing the outage.

Few measures captured in this fact are outage duration, CMI, number of momentary outages, etc. The data is stored for all restored and un-restored jobs.

## Entity Relationship Diagram



## Properties

Property	Value
Target Table Name	CF_CUST_RST_OUTG
Table Type	Fact
Fact Type	Accumulation
Driver Table Name	SUPPLY_NODE_LOG JOBS STORMMAN_STORMS
ODI Package Name	B1_PKG_CF_CUST_RST_OUTG
ETL View Name	B1_F_CUST_RECENT_OUTG_VW

---

**Fields**


---

Target Field	OAS Field	Source Field	Transformation Logic
<b>Surrogate Key</b>			
CUST_RST_OUTG_KEY	Customer Restored Outage Fact Surrogate Key		Populated with the sequence from SPL_CUST_RST_OUTG_SE Q.
<b>Natural Keys</b>			
SRC_ID	Source Outage ID	SUPPLY_NODE_LOG.ID	
<b>Measures</b>			
FACT_CNT	Count		Populated with the standard value of '1'.
OUTG_DURATION	Outage Duration	SUPPLY_NODE_LOG.O UTAGE_TIME  SUPPLY_NODE_LOG.R ESTORE_TIME	Populated with the difference between restore time and outage time.
NUM_MOMENTARY	Number of Momentaries Covered	JOBS.MOMENTARIES	Populated with the number of momentaries covered.
CMI	Customer Minutes Interrupted	SUPPLY_NODE_LOG. OUTAGE_TIME  SUPPLY_NODE_LOG. RESTORE_TIME	Populated with difference between restored time and outage time, in minutes.
EST_RST_DUR	Estimated Restoration Duration	JOBS.BEGIN_TIME  JOBS.EST_REST_TIME	Populated with the difference between estimated restore time and begin time, in minutes.
DURATION_ DEVIATION	Duration Deviation	JOBS.RESTORE_TIME  JOBS.EST_REST_TIME	Populated with the difference between restore time and estimated restore time, in minutes.
<b>Degenerate Dimensions</b>			
BEGIN_DTTM	Begin Date Time	SUPPLY_NODE_LOG. OUTAGE_TIME	
RST_DTTM	Restored Date Time	SUPPLY_NODE_LOG. RESTORE_TIME	
RST_IND	Restored Indicator	SUPPLY_NODE_LOG.R ESTORE_TIME	Populated based on JOBS.RESTORE_TIME.  If the restored date/time exists, then this field is populated with 1. Else, with 0.

---

Target Field	OAS Field	Source Field	Transformation Logic
PLANNED_IND	Planned Indicator	SWMAN_SHEET.SHEET_CATEGORY_NAME	Populated based on SHEET_CATEGORY_NAME.  If the sheet category is planned, then this field is populated with 1. Else, 0.
EXCLUDE_IND	Exclude Indicator	JOBS.J.STATE_VALUE  PICKLIST_INFO_UPD_TR.P.NO_DTR_FLAG  SWMAN_SHEET_CATEGORYSSCA.SHEET_CATEGORY_NAME	Populated based on STATE_VALUE '1024, NO_DTR_FLAG 'Y' and SHEET_CATEGORY_NAME 'Planned.
OMS_EXCLUDE_IND	OMS Exclude Indicator	PICKLIST_INFO_UPD_TR.NO_DTR_FLAG	Populated based on NO_DTR_FLAG.  If it is set to 'Y', then this field is populated with 1. Else, with 0.
CANCELLED_IND	Cancelled Indicator	JOBS.STATE_VALUE	Populated based on STATE_VALUE.  if set to 1024, then the indicator is populated with 1. Else, with 0.
SRC_PREMISE_ID	Premise ID	CD_PREM.SRC_PREM_ID	
SRC_PERSON_ID	Person ID	CD_PER.SRC_PER_ID	
SRC_METER_ID	Meter ID	CD_METER.SRC_METER_ID	
DEVICE_ID	Device ID	CD_DEVICE.DEVICE_ID	
<b>Foreign Keys</b>			
EVENT_KEY	Event Key	JOBS.NUMB	Populated from CD_EVENT's surrogate key using NUMB column in the JOBS table.
EVENT_STATUS_KEY	Event Status Key	JOBS.STATUS	Populated based on the jobs status.

Target Field	OAS Field	Source Field	Transformation Logic
ACCT_KEY	Account Key	CD_ACCT.SRC_ACCT_ID  INCIDENTS.ACCOUNT_NUM  CES_CUSTOMERS.ACCOUNT_NUMBER	Populated based on the account ID retrieved from the CES_CUSTOMER_HISTORY table.
PREM_KEY	Premise Key	CD_PREM.SRC_PREM_ID	Populated based on the service location retrieved from CES_CUSTOMER_HISTORY.
PER_KEY	Person Key	CD_PER.SRC_PER_ID	Populated based on the CUST_ID retrieved from CES_CUSTOMER_HISTORY.
METER_KEY	Meter Key	CD_METER.SRC_METER_ID	Populated based on METER_ID retrieved from CES_CUSTOMER_HISTORY.
ADDR_KEY	Address Key	CD_ADDR.SRC_ADDR_ID	Populated based on service location retrieved from CES_CUSTOMER_HISTORY.
BEGIN_DATE_KEY	Begin Date Key	SUPPLY_NODE_LOG.OUTAGE_TIME	Populated based on the outage begin date.
BEGIN_TIME_KEY	Begin Time Key	SUPPLY_NODE_LOG.OUTAGE_TIME	Populated based on the outage begin time.
RST_DATE_KEY	Restored Time Key	SUPPLY_NODE_LOG.RESTORE_TIME	Populated based on the restored date.
RST_TIME_KEY	Restored Date Key	SUPPLY_NODE_LOG.RESTORE_TIME	Populated based on the restored time.
EST_RST_TIME_KEY	Estimated Restored Time Key	JOBS.EST_REST_TIME	Populate based on the estimated restored date.
EST_RST_DATE_KEY	Estimated Restored Date Key	JOBS.EST_REST_TIME	Populate based on the estimated restored time.
CTRL_ZONE_KEY	Control Zone Key	SUPPLY_NODE_LOG.NCG	Populated based on the primary control zone hierarchy of NCG from the DDS_ALARM_LOG table.
CAUSE_CTRL_ZONE_KEY	Cause Control Zone Key	JOBS.NCG	Populated based on jobs NCG.



Target Field	OAS Field	Source Field	Transformation Logic
AFF_DEVICE_KEY	AFF Device Key	SUPPLY_NODES. DEVICE_IDX  SUPPLY_NODES. DEVICE_CLS	If H_IDX and H_CLS are '0', '0' is populated.
CAUSE_DEVICE_KEY	Cause Device Key	JOBS.H_IDX  JOBS.H_CLS	If H_IDX and H_CLS are '0', '0' is populated.
FEEDER_KEY	Feeder Key	SUPPLY_NODES.FEEDER	If FEEDER_IDX and FEEDER_CLS are '0', '0' is populated.
SW_PLAN_KEY	Switch Plan Key	JOBS.SWSHEET_IDX  JOBS.SWSHEET_CLS	If SWSHEET_IDX and SWSHEET_CLS are '0', '0' is populated.
STORM_KEY	Storm Key	STORMMAN_STORMS.S TORM_NAME  STORMMAN_STORMS.S TORM_DATE  STORMMAN_STORMS.Z ONE_IDX	Populated based on the storm name, date and control zone.
STORM2_KEY	Storm 2 Key	STORMMAN_STORMS.S TORM_NAME  STORMMAN_STORMS.S TORM_DATE  STORMMAN_STORMS.Z ONE_IDX	Populated based on the storm name, date and control zone.
STORM3_KEY	Storm 3 Key	STORMMAN_STORMS.S TORM_NAME  STORMMAN_STORMS.S TORM_DATE  STORMMAN_STORMS.Z ONE_IDX	Populated based on the storm name, date and control zone.
EXCL_DETAIL_KEY	Excludable Detail Key	STORMMAN_STORMS.S TORM_NAME  STORMMAN_STORMS.S TORM_DATE  STORMMAN_STORMS.Z ONE_IDX	Populated based on the storm name, date and control zone.

Target Field	OAS Field	Source Field	Transformation Logic
EXCL2_DETAIL_KEY	Excludable 2 Detail Key	STORMMAN_STORMS.S TORM_NAME  STORMMAN_STORMS.S TORM_DATE  STORMMAN_STORMS.Z ONE_IDX	Populated based on the storm name, date and control zone.
EXCL3_DETAIL_KEY	Excludable 3 Detail Key	STORMMAN_STORMS.S TORM_NAME  STORMMAN_STORMS.S TORM_DATE  STORMMAN_STORMS.Z ONE_IDX	Populated based on the storm name, date and control zone.
STORM_OUTG_TYPE_KEY	Storm Outage Type Key	JOBS.STORMMAN_TYPE	Populated based on jobs STORMMAN_TYPE.
PARENT_EVENT_KEY	Parent Event Key	PARENT_EVENT.NUMB	Populated based on PARENT_EVENT.NUMB.
OUTG_DUR_KEY	Outage Duration Key	SUPPLY_NODE_LOG.O UTAGE_TIME  SUPPLY_NODE_LOG.R ESTORE_TIME	Populated with the difference between restore time and outage time.
EST_RST_DUR_KEY	Estimated Restore Duration Key	JOBS.BEGIN_TIME  JOBS.EST_REST_TIME	Populated with the difference between estimated restoration time and begin time.
DURATION_DEVIATION_KEY	Duration Deviation Key	JOBS.RESTORE_TIME  JOBS.EST_REST_TIME	Populated with the difference between restoration time and estimated restore time.
CREW_KEY		CREW_DISPATCHES.CR EW_KEY  CREW_ASSIGNMENT.C REW_KEY	Lookup in CREW_DISPATCHES and populate the surrogate key.
CUST_OUTG_UDD1_KEY	User Defined Dimension 1 Key		
CUST_OUTG_UDD2_KEY	User Defined Dimension 2 Key		
<b>User Defined Attributes</b>			
UDM1	User Defined Measure 1		
UDM2	User Defined Measure 2		
UDM3	User Defined Measure 3		

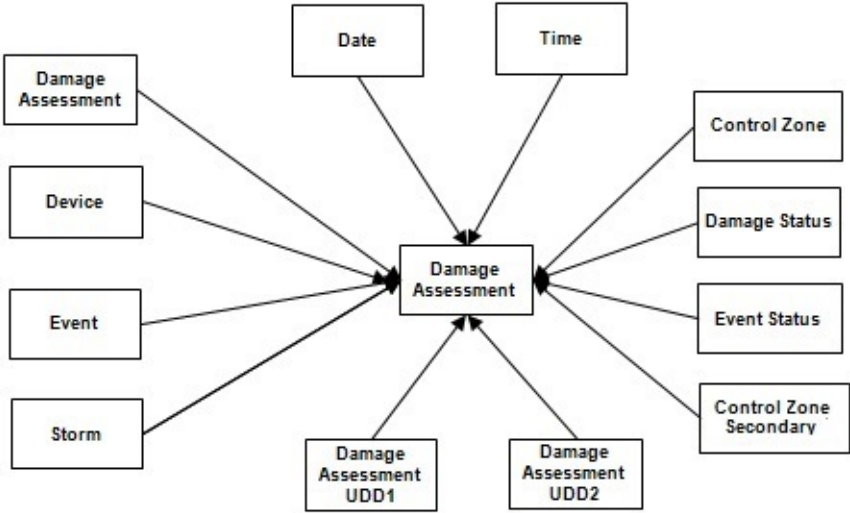
Target Field	OAS Field	Source Field	Transformation Logic
UDM4	User Defined Measure 4		
UDM5	User Defined Measure 5		
UDM6	User Defined Measure 6		
UDM7	User Defined Measure 7		
UDM8	User Defined Measure 8		
UDM9	User Defined Measure 9		
UDM10	User Defined Measure 10		
UDM11	User Defined Measure 11		
UDM12	User Defined Measure 12		
UDM13	User Defined Measure 13		
UDM14	User Defined Measure 14		
UDM15	User Defined Measure 15		
UDM16	User Defined Measure 16		
UDM17	User Defined Measure 17		
UDM18	User Defined Measure 18		
UDM19	User Defined Measure 19		
UDM20	User Defined Measure 20		
UDDGEN1	User Defined Degenerate Dimension 1		
UDDGEN2	User Defined Degenerate Dimension 2		
UDDGEN3	User Defined Degenerate Dimension 3		
UDDGEN4	User Defined Degenerate Dimension 4		
UDDGEN5	User Defined Degenerate Dimension 5		
UDDGENL1	User Defined Long Degenerate Dimension 1		
UDDGENL2	User Defined Long Degenerate Dimension 2		
UDDGENL3	User Defined Long Degenerate Dimension 3		
UDDGENL4	User Defined Long Degenerate Dimension 4		

Target Field	OAS Field	Source Field	Transformation Logic
UDDGENL5	User Defined Long Degenerate Dimension 5		
UDDFK1_KEY	User Defined Dimension Surrogate Key 1		
UDDFK2_KEY	User Defined Dimension Surrogate Key 2		
UDDFK3_KEY	User Defined Dimension Surrogate Key 3		
UDDFK4_KEY	User Defined Dimension Surrogate Key 4		
UDDFK5_KEY	User Defined Dimension Surrogate Key 5		
<b>Data Load Attributes</b>			
DATA_SOURCE_IND	Data Source Indicator	CES_PARAMETER.VALUE	<p>Populated with the DSI value on the source product instance configuration.</p> <p>The table is populated as part of the initial setup and the DSI value is extracted from the source system.</p>
JOB_NBR	Job Number		Populated with the ODI job execution session number.

# Damage Assessment

Captures information about the damage assessment (such as what parts are damaged).

## Entity Relationship Diagram



## Properties

Property	Value
Target Table Name	CF_DAMAGE_ASMT
Table Type	Fact
Fact Type	Accumulation
Driver Table	DAMAGE_REPORT
	STROMMAN_STORMS
ODI Package Name	B1_PKG_CF_DAMAGE_ASMT
ETL View Name	B1_F_DAMAGE_ASMT_VW

## Fields

Target Field	OAS Field	Source Field	Transformation Logic
<b>Surrogate Key</b>			
DAMAGE_ASMT_F_KEY	Damage Assessment Fact Surrogate Key		Populated with the sequence from B1_DAMAGE_ASMT_F_ SEQ.

Target Field	OAS Field	Source Field	Transformation Logic
<b>Natural Keys</b>			
SRC_DAMAGE_ASMT_ID	Damage Assessment ID	DAMAGE_REPORT.REP ORT_ID	Populated with the primary key of the Damage Assessment Report.
<b>Measures</b>			
EST_REPAIR_DUR	Estimated Repair Duration	DAMAGE_REPORT.REP AIR_MINUTES	Populated with the estimated repair duration.
FACT_CNT	Count		Populated with the standard value of '1'.
<b>Degenerate Dimensions</b>			
REPORT_DTTM	Reported Date/Time	DAMAGE_REPORT.REP ORT_TIME	Populated with the reported date/time of the Damage Assessment Report.
<b>Foreign Keys</b>			
REPORT_DATE_KEY	Reported Date Key	CD_DATE.DATE_KEY	Populated based on the date part of REPORT_DTTM.
REPORT_TIME_KEY	Reported Time Key	CD_TIME.TIME_KEY	Populated based on the time part of REPORT_DTTM.
DAMAGE_ASMT_KEY	Damage Assessment Dimension Surrogate Key	DAMAGE_REPORT.REP ORT_ID	Populated based on the Damage Report ID.
DAMAGE_ASMT_ STATUS_KEY	Damage Assessment Status Dimension Surrogate Key	DAMAGE_REPORT.STA TE_KEY	Populated based on the Damage Report State Key Value.
DEVICE_KEY	Device Dimension Surrogate Key	JOBS.H_CLS  JOBS.H_IDX	Populated based on Jobs Device Class and Index.  If the Damage Report is mapped to a non-electrical device, this field will be populated with 0.
EVENT_KEY	Event Dimension Surrogate Key	JOBS.NUMB	Populated based on the Jobs Number.  Jobs number is retrieved from event class and index from the incident based on the Damage Report incident number.
EVENT_STATUS_KEY	Event Status Dimension Surrogate Key	JOBS.STATUS	Populated based on the Jobs Status.
CTRL_ZONE_KEY	Control Zone Dimension Surrogate Key	INCIDENTS.NCG	Populated based on the primary control zone hierarchy of NCG from the DDS_ALARM_LOG table.

Target Field	OAS Field	Source Field	Transformation Logic
CTRL_ZONE_SEC_KEY	Control Zone Sec Dimension Surrogate Key	INCIDENTS.NCG	Populated based on the secondary control zone hierarchy of NCG from DDS_ALARM_LOG table.
STORM_KEY	Storm Dimension Surrogate Key	STORMMAN_STORMS.STORM_NAME  STORMMAN_STORMS.STORM_DATE  STORMMAN_STORMS.ZONE_IDX	Populated based on the storm name, date and control zone.  Storm will affect zones at higher level. Damage Report mapped to NCG falls within the same zone and jobs begin time within the storm period will be populated with storm key.
STORM2_KEY	Storm 2 Key	STORMMAN_STORMS.STORM_NAME  STORMMAN_STORMS.STORM_DATE  STORMMAN_STORMS.ZONE_IDX	Populated based on the storm name, date and control zone.
STORM3_KEY	Storm 3 Key	STORMMAN_STORMS.STORM_NAME  STORMMAN_STORMS.STORM_DATE  STORMMAN_STORMS.ZONE_IDX	Populated based on the storm name, date and control zone.
DAMAGE_ASMT_DETAIL_UDD1_KEY	Damage Assessment Detail User Defined Dimension 1 Surrogate Key		
DAMAGE_ASMT_DETAIL_UDD2_KEY	Damage Assessment Detail User Defined Dimension 2 Surrogate Key		
<b>User Defined Attributes</b>			
UDM1	User Defined Measure 1		
UDM2	User Defined Measure 2		
UDM3	User Defined Measure 3		
UDM4	User Defined Measure 4		
UDM5	User Defined Measure 5		
UDM6	User Defined Measure 6		
UDM7	User Defined Measure 7		

Target Field	OAS Field	Source Field	Transformation Logic
UDM8	User Defined Measure 8		
UDM9	User Defined Measure 9		
UDM10	User Defined Measure 10		
UDM11	User Defined Measure 11		
UDM12	User Defined Measure 12		
UDM13	User Defined Measure 13		
UDM14	User Defined Measure 14		
UDM15	User Defined Measure 15		
UDM16	User Defined Measure 16		
UDM17	User Defined Measure 17		
UDM18	User Defined Measure 18		
UDM19	User Defined Measure 19		
UDM20	User Defined Measure 20		
UDDGEN1	User Defined Degenerate Dimension 1		
UDDGEN2	User Defined Degenerate Dimension 2		
UDDGEN3	User Defined Degenerate Dimension 3		
UDDGEN4	User Defined Degenerate Dimension 4		
UDDGEN5	User Defined Degenerate Dimension 5		
UDDGENL1	User Defined Long Degenerate Dimension 1		
UDDGENL2	User Defined Long Degenerate Dimension 2		
UDDGENL3	User Defined Long Degenerate Dimension 3		
UDDGENL4	User Defined Long Degenerate Dimension 4		
UDDGENL5	User Defined Long Degenerate Dimension 5		
UDDFK1_KEY	User Defined Dimension Foreign Key 1		
UDDFK2_KEY	User Defined Dimension Foreign Key 2		



Target Field	OAS Field	Source Field	Transformation Logic
UDDFK3_KEY	User Defined Dimension Foreign Key 3		
UDDFK4_KEY	User Defined Dimension Foreign Key 4		
UDDFK5_KEY	User Defined Dimension Foreign Key 5		
<b>Data Load Attributes</b>			
DATA_SOURCE_IND	Data Source Indicator	CES_PARAMETER. VALUE	Populated with the DSI value on the source product instance configuration.  The table is populated as part of the initial setup and the DSI value is extracted from the source system.
JOB_NBR	Job Number		Populated with the ODI job execution session number.

## Damage Assessment Detail

Populated with a combination of the various components involved in a damage report, namely outage parts, damage types, and crew types.

**Note:** For a single damage report, there will be a mutually exclusive fact record for each of its outage parts, damage types, and crew types. The fact records are loaded into this fact with the combination below:

1. Damage Assessment and Damage Part
2. Damage Assessment and Damage Type
3. Damage Assessment and Crew Type

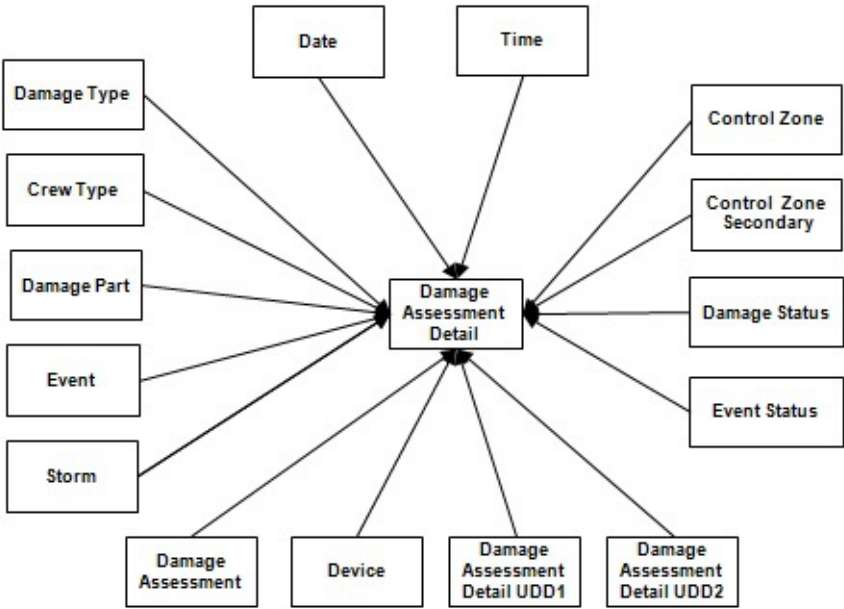
The record for the damage part only contains that damage part information, and does not include information for damage types and crew types. Similarly, a record for the damage type only contains that damage type information, and not information for damage parts and crew types. A record for the crew type only includes information for that crew type, and not for damage parts or damage types.

Measures are also populated according to the combination mentioned above. For example: Crew count is populated for those whose Crew Type ID is not null. Otherwise, it will be set to 0.

The three tables listed below are replaced with DAMAGE\_ASSETS table in Oracle Utilities Network Management System v2.4.0.1.

- DAMAGE\_OUTAGE\_TYPES
- DAMAGE\_TYPES
- DAMAGE\_OUTAGE\_PARTS

## Entity Relationship Diagram



**Properties**

Property	Value
Target Table Name	CF_DAMAGE_ASMT_DETAIL
Table Type	Fact
Fact Type	Accumulation
Driver Table	For NMS versions below 2.4.0.1: DAMAGE_REPORT DAMAGE_OUTAGE_PARTS DAMAGE_OUTAGE_TYPES DAMAGE_CREW_TYPES STORMMAN_STORMS  For NMS versions 2.4.0.1 or higher: DAMAGE_REPORT DAMAGE_ASSETS DAMAGE_CREW_TYPES STORMMAN_STORMS
ODI Package Name	B1_PKG_CF_DAMAGE_ASMT_DETAIL
ETL View Name	B1_F_DAMAGE_ASMT_DETAIL_VW

**Fields**

Target Field	OAS Field	Source Field	Transformation Logic
<b>Surrogate Key</b>			
DAMAGE_ASMT_DETAIL_KEY	Damage Assessment Detail Fact Surrogate Key		Populated with the sequence from B1_DAMAGE_ASMT_DETAIL_SEQ.NEXTVAL.
<b>Natural Keys</b>			
<b>These fields are applicable only for NMS v2.4.0.0 or lower.</b>			
SRC_DAMAGE_TYPE_ID	Damage Type ID	DAMAGE_OUTAGE_TYPES.TYPE_ID	Populate this column by retrieving data from DAMAGE_OUTAGE_TYPES.TYPE_ID based on the REPORT_ID.  Populate this column with -1 if null.

Target Field	OAS Field	Source Field	Transformation Logic
SRC_DAMAGE_PART_ID	Damage Part ID	DAMAGE_OUTAGE_PARTS.PART_ID	Populate this column by retrieving data from DAMAGE_OUTAGE_PARTS.PART_ID based on the REPORT_ID.  Populate this column with '***' if null.
SRC_DAMAGE_ASMT_ID	Damage Assessment ID	DAMAGE_REPORT.REPORT_ID	Populated with the primary key of the Damage Report.
SRC_CREW_TYPE_ID	Crew Type	DAMAGE_CREW_TYPES.S.CREW_TYPE_ID	Populated with the primary key of the Crew Type, if the fact record is for crew types. Else, it is set to 0.
<b>These fields are applicable only for NMS v2.4.0.1 or higher.</b>			
SRC_DAMAGE_TYPE_ID	Damage Assessment ID	DAMAGE_REPORT.REPORT_ID	As part of NMS v2.4.0.1, Damage Type ID is deprecated. This column will be populated with -1.
SRC_DAMAGE_PART_ID		DAMAGE_ASSETS.PART_ID	Populate this column by retrieving data from DAMAGE_ASSETS.PART_ID based on REPORT_ID identified above.  Populate this column with '***' in case null.
SRC_DAMAGE_ASMT_ID	Damage Assessment ID	DAMAGE_REPORT.REPORT_ID	Populated with the primary key of the Damage Report.
SRC_CREW_TYPE_ID	Crew Type	DAMAGE_CREW_TYPES.S.CREW_TYPE_ID	Populated with the primary key of the Crew Type, if the fact record is for crew types. Else, it is set to 0.
<b>Measures</b>			
<b>These fields are applicable only for NMS v2.4.0.0 or lower.</b>			
ACCESS_CNT	Accessible Count	DAMAGE_OUTAGE_TYPES.NUM_ACC	Retrieves the number of damaged outage access count from DAMAGE_OUTAGE_TYPES.NUM_ACC.
INACCESS_CNT	Inaccessible Count	DAMAGE_OUTAGE_TYPES.NUM_INACC	Retrieves the number of damaged outage in access count from DAMAGE_OUTAGE_TYPES.NUM_INACC.

Target Field	OAS Field	Source Field	Transformation Logic
PART_QUANTITY	Part Quantity	DAMAGE_OUTAGE_PARTS.QUANTITY	Retrieves the number of damaged outage parts from DAMAGE_OUTAGE_PARTS.QUANTITY.
CREW_NEEDED	Crews Needed	DAMAGE_CREW_TYPES.NUM_CREWS	Populated only if the fact record is for Crew Types.
FACT_CNT	Count		Populated with the standard value of '1'.
<b>These fields are applicable only for NMS v2.4.0.1 or higher.</b>			
ACCESS_CNT	Accessible Count	SUM(DAMAGE_ASSETS.QUANTITY)	Retrieve all records from DAMAGE_ASSETS table for current REPORT_ID, PART_ID with ACCESSIBLE='Y'.  Populate this column with SUM(DAMAGE_ASSETS.QUANTITY), only if Part ID is not '***'. Else, '0'.
INACCESS_CNT	Inaccessible Count	SUM(DAMAGE_ASSETS.QUANTITY)	Retrieve all records from DAMAGE_ASSETS table for current REPORT_ID, PART_ID with ACCESSIBLE='N'.  Populate this column with SUM(DAMAGE_ASSETS.QUANTITY), only if Part ID is not '***'. Else '0'.
PART_QUANTITY		ACCESS_CNT+INACCESS_CNT	Sum of ACCESS_CNT and INACCESS_CNT.  Populate this column only if Part ID is not '***'. Else '0'.
CREW_NEEDED	Crews Needed	DAMAGE_CREW_TYPES.NUM_CREWS	Populated only if the fact record is for Crew Types.
FACT_CNT	Count		Populated with the standard value of '1'.
<b>Degenerate Dimensions</b>			
REPORT_DTTM	Reported Date/Time	DAMAGE_REPORT.REPORT_TIME	
<b>Foreign Keys</b>			
REPORT_DATE_KEY	Reported Date Key		Populated based on the Damage Report date.

Target Field	OAS Field	Source Field	Transformation Logic
REPORT_TIME_KEY	Reported Time Key		Populated based on the Damage Report time.
DAMAGE_ASMT_KEY	Damage Assessment Dimension Surrogate Key		Populated based on the Damage Report ID.
DAMAGE_ASMT_STATUS_KEY	Damage Assessment Status Dimension Surrogate Key		Populated based on the Damage Report State Key value.
DAMAGE_TYPE_KEY	Damage Type Dimension Surrogate Key		Populated from CD_DAMAGE_TYPE dimension surrogate key based on Damage Type identified for SRC_DAMAGE_TYPE_ID.
CREW_TYPE_KEY	Crew Type Dimension Surrogate Key		Populated based on the damage Crew Type's Crew Type ID.
DAMAGE_PART_KEY	Damage Part Dimension Surrogate Key		Populated from CD_DAMAGE_PART dimension surrogate key based on Damage Part ID identified for target column SRC_DAMAGE_PART_ID.
DEVICE_KEY	Device Dimension Surrogate Key		Populated based on Jobs Device Class and Index.  If the damage report is mapped to a non-electrical device, then this field will be populated with 0.
EVENT_KEY	Event Dimension Surrogate Key		Populated based on the Jobs Number.  Jobs number is retrieved from event class and index from incident based on damage report incident number.
EVENT_STATUS_KEY	Event Status Dimension Surrogate Key		Populated based on the Jobs Status.
CTRL_ZONE_KEY	Control Zone Dimension Surrogate Key		Populated based on the primary control zone hierarchy of NCG from the DDS_ALARM_LOG table.
CTRL_ZONE_SEC_KEY	Control Zone Sec Dimension Surrogate Key		Populated based on the secondary control zone hierarchy of NCG from DDS_ALARM_LOG table.

Target Field	OAS Field	Source Field	Transformation Logic
STORM_KEY	Storm Dimension Surrogate Key	STORMMAN_STORMS.S TORM_NAME	Populated based on the storm name, date and control zone.
		STORMMAN_STORMS.S TORM_DATE	Storm will affect zones at higher level. Damage report mapped to NCG fall within the same zone and jobs begin time within the storm period will be populated with storm key.
		STORMMAN_STORMS.Z ONE_IDX	
STORM2_KEY	Storm 2 Key	STORMMAN_STORMS.S TORM_NAME	Populated based on the storm name, date and control zone.
		STORMMAN_STORMS.S TORM_DATE	
		STORMMAN_STORMS.Z ONE_IDX	
STORM3_KEY	Storm 3 Key	STORMMAN_STORMS.S TORM_NAME	Populated based on the storm name, date and control zone.
		STORMMAN_STORMS.S TORM_DATE	
		STORMMAN_STORMS.Z ONE_IDX	
DAMAGE_ASMT_DETAIL_UDD1_KEY	Damage Assessment Detail User Defined Dimension 1 Surrogate Key		
DAMAGE_ASMT_DETAIL_UDD2_KEY	Damage Assessment Detail User Defined Dimension 2 Surrogate Key		
<b>User Defined Attributes</b>			
UDM1	User Defined Measure 1		
UDM2	User Defined Measure 2		
UDM3	User Defined Measure 3		
UDM4	User Defined Measure 4		
UDM5	User Defined Measure 5		
UDM6	User Defined Measure 6		
UDM7	User Defined Measure 7		
UDM8	User Defined Measure 8		
UDM9	User Defined Measure 9		
UDM10	User Defined Measure 10		
UDM11	User Defined Measure 11		

Target Field	OAS Field	Source Field	Transformation Logic
UDM12	User Defined Measure 12		
UDM13	User Defined Measure 13		
UDM14	User Defined Measure 14		
UDM15	User Defined Measure 15		
UDM16	User Defined Measure 16		
UDM17	User Defined Measure 17		
UDM18	User Defined Measure 18		
UDM19	User Defined Measure 19		
UDM20	User Defined Measure 20		
UDDGEN1	User Defined Degenerate Dimension 1		
UDDGEN2	User Defined Degenerate Dimension 2		
UDDGEN3	User Defined Degenerate Dimension 3		
UDDGEN4	User Defined Degenerate Dimension 4		
UDDGEN5	User Defined Degenerate Dimension 5		
UDDGENL1	User Defined Long Degenerate Dimension 1		
UDDGENL2	User Defined Long Degenerate Dimension 2		
UDDGENL3	User Defined Long Degenerate Dimension 3		
UDDGENL4	User Defined Long Degenerate Dimension 4		
UDDGENL5	User Defined Long Degenerate Dimension 5		
UDDFK1_KEY	User Defined Dimension Foreign Key 1		
UDDFK2_KEY	User Defined Dimension Foreign Key 2		
UDDFK3_KEY	User Defined Dimension Foreign Key 3		
UDDFK4_KEY	User Defined Dimension Foreign Key 4		
UDDFK5_KEY	User Defined Dimension Foreign Key 5		



---

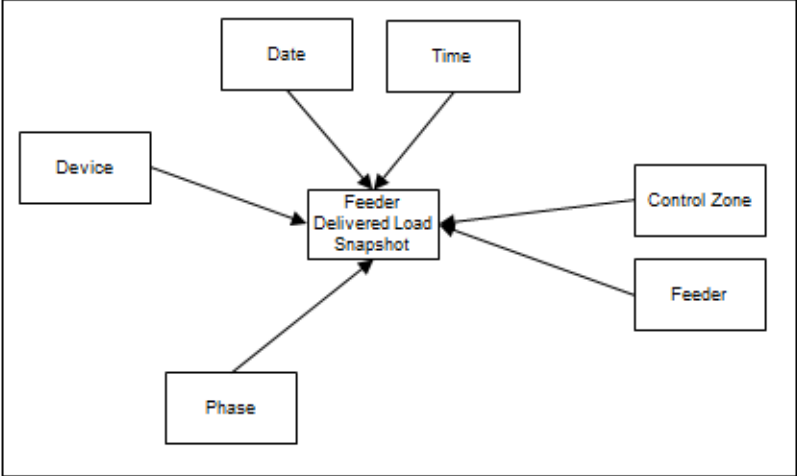
Target Field	OAS Field	Source Field	Transformation Logic
<b>Data Load Attributes</b>			
DATA_SOURCE_IND	Data Source Indicator	CES_PARAMETER. VALUE	Populated with the DSI value on the source product instance configuration.  The table is populated as part of the initial setup and the DSI value is extracted from the source system.
JOB_NBR	Job Number		Populated with the ODI job execution session number.

---

# Feeder Delivered Load

Extracts the hourly feeder delivered load information from Network Management System on a weekly or monthly schedule.

## Entity Relationship Diagram



## Properties

Property	Value
Target Table Name	CF_FEEDER_DLVRD_LOAD
Table Type	Fact
Fact Type	Snapshot
Driver Table	FLM_FDR_LOAD
ODI Package Name	B1_PKG_CF_FEEDER_DLVRD_LOAD
ETL View Name	B1_F_FEEDER_DLVRD_LOAD_VW

## Fields

Target Field	OAS Field	Source Field	Transformation Logic
<b>Surrogate Key</b>			
FEEDER_DLVRD_LOAD_KEY	Feeder Delivered Load Snapshot Fact Surrogate Key		Populated with the sequence from SPL_FEEDER_DLVRD_LOAD_SEQ.

Target Field	OAS Field	Source Field	Transformation Logic
<b>Natural Keys</b>			
SRC_FEEDER_CLS	Source Feeder Class	FLM_FDR_LOAD.FDR_CLS	
SRC_FEEDER_IDX	Source Feeder Index	FLM_FDR_LOAD.FDR_IDX	
SRC_PHASE_ID	Source Phase ID	FLM_FDR_LOAD.ANALYSIS_DATE	
<b>Measures</b>			
BRKR_AMP_LIMIT	Breaker Amp Limit	PF_SWITCHES.AMP_LIMIT	
AMP	Ampere	FLM_FDR_LOAD.AMP_A	
KW	Kilo Watt	FLM_FDR_LOAD.KW_A	
KVAR	KVAR	FLM_FDR_LOAD.KVAR_A	
KVA	Kilo	FLM_FDR_LOAD.KW_A FLM_FDR_LOAD.KVAR_A	
VOLTAGE	Voltage	FLM_FDR_LOAD.KV_A	
POWER_FACTOR	Power Factor		
FACT_CNT	Count		Populated with the standard value of '1'.
<b>Degenerate Dimensions</b>			
SRC_DTTM	Source Date		
<b>Foreign Keys</b>			
FEEDER_KEY	Feeder Dimension Surrogate Key	FLM_FDR_LOAD.FDR_CLS FLM_FDR_LOAD.FDR_IDX	
CTRL_ZONE_KEY	Control Zone Dimension Surrogate Key	NETWORK_COMPONENTS.NCG	
BRKR_DEVICE_KEY		FLM_FDR_LOAD.CB_CLS FLM_FDR_LOAD.CB_IDX	

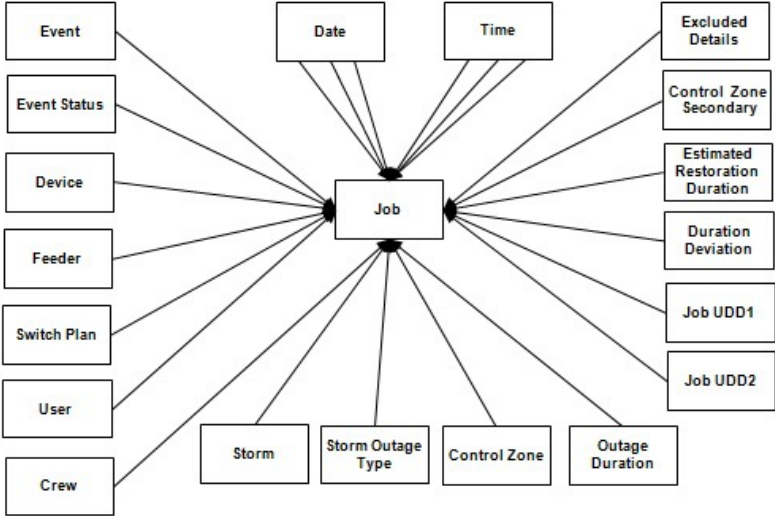
Target Field	OAS Field	Source Field	Transformation Logic
SUBSTN_DEVICE_KEY		FLM_FDR_LOAD.CB_ CLS	
		FLM_FDR_LOAD.CB_ IDX	
SNAPSHOT_DATE_KEY	Snapshot Date Key	FLM_FDR_LOAD.ANAL YSIS_DATE	
SNAPSHOT_TIME_KEY	Snapshot Time Key	FLM_FDR_LOAD.ANAL YSIS_DATE	
PHASE_KEY	Source Phase Key		
FEEDER_DLVRD_LOAD _UDD1_KEY	Feeder Delivered Load User Defined Dimension 1 Surrogate Key		
FEEDER_DLVRD_LOAD _UDD2_KEY	Feeder Delivered Load User Defined Dimension 2 Surrogate Key		
<b>User Defined Attributes</b>			
UDM1	User Defined Measure 1		
UDM2	User Defined Measure 2		
UDM3	User Defined Measure 3		
UDM4	User Defined Measure 4		
UDM5	User Defined Measure 5		
UDM6	User Defined Measure 6		
UDM7	User Defined Measure 7		
UDM8	User Defined Measure 8		
UDM9	User Defined Measure 9		
UDM10	User Defined Measure 10		
UDM11	User Defined Measure 11		
UDM12	User Defined Measure 12		
UDM13	User Defined Measure 13		
UDM14	User Defined Measure 14		
UDM15	User Defined Measure 15		
UDM16	User Defined Measure 16		
UDM17	User Defined Measure 17		
UDM18	User Defined Measure 18		
UDM19	User Defined Measure 19		

Target Field	OAS Field	Source Field	Transformation Logic
UDM20	User Defined Measure 20		
UDDGEN1	User Defined Degenerate Dimension 1		
UDDGEN2	User Defined Degenerate Dimension 2		
UDDGEN3	User Defined Degenerate Dimension 3		
UDDGEN4	User Defined Degenerate Dimension 4		
UDDGEN5	User Defined Degenerate Dimension 5		
UDDGENL1	User Defined Long Degenerate Dimension 1		
UDDGENL2	User Defined Long Degenerate Dimension 2		
UDDGENL3	User Defined Long Degenerate Dimension 3		
UDDGENL4	User Defined Long Degenerate Dimension 4		
UDDGENL5	User Defined Long Degenerate Dimension 5		
UDDFK1_KEY	User Defined Dimension Foreign Key 1		
UDDFK2_KEY	User Defined Dimension Foreign Key 2		
UDDFK3_KEY	User Defined Dimension Foreign Key 3		
UDDFK4_KEY	User Defined Dimension Foreign Key 4		
UDDFK5_KEY	User Defined Dimension Foreign Key 5		
<b>Data Load Attributes</b>			
DATA_SOURCE_IND	Data Source Indicator	CES_PARAMETER.VALUE	<p>Populated with the DSI value on the source product instance configuration.</p> <p>The table is populated as part of the initial setup and the DSI value is extracted from the source system.</p>
JOB_NBR	Job Number		Populated with the ODI job execution session number.

# Job

Stores job information from Network Management System. It populates key measures, such as outage duration, number of calls, and customers impacted. The data is stored for all restored and un-restored jobs.

## Entity Relationship Diagram



## Properties

Property	Value
Target Table Name	CF_RST_JOB
Table Type	Fact
Fact Type	Accumulation
Driver Table Name	JOBS PICKLIST_INFO_UPD_TR
ODI Package Name	B1_PKG_CF_RST_JOB
ETL View Name	B1_F_RECENT_JOB_VW

## Fields

Target Field	OAS Field	Source Field	Transformation Logic
<b>Surrogate Key</b>			
RST_JOB_KEY	Restored Job Fact Surrogate Key		Populated with the sequence from SPL_RST_JOB_SEQ.

Target Field	OAS Field	Source Field	Transformation Logic
<b>Natural Keys</b>			
SRC_JOB_NBR	Source Job Number	JOBS.NUMB	
<b>Measures</b>			
FACT_CNT	Count		Populated with the standard value of '1'.
OUTG_DURATION	Outage Duration	JOBS.RESTORE_TIME JOBS.BEGIN_TIME	Populated as the difference (in minutes) between begin date/time and the actual restoration date/time of the job.
EST_RST_DUR	Estimated Restoration Duration	JOBS.EST_REST_TIME JOBS.BEGIN_TIME	Populated with the difference (in minutes) between the begin date/time and the estimated restoration date/time of the job.
CUST_OUT	Customers Out	JOBS. NUM_CUST_OUT	
CALL_RECVD	Calls Received	INCIDENTS. NUMB	Populated with the number of calls received by counting the number of incidents associated with the job.
DURATION_DEVIATION	Duration Deviation	JOBS. RESTORE_TIME JOBS. EST_REST_TIME	Populated with the difference (in minutes) between the actual restoration date/time and the estimated restoration date/time of the job.
CRIT_A	Critical Customer A Count	JOBS.CRIT_A	Populated with the total number of customers affected with type A criticality for the outage.
CRIT_B	Critical Customer B Count	JOBS.CRIT_B	Populated with the total number of customers affected with type B criticality for the outage.
CRIT_C	Critical Customer C Count	JOBS.CRIT_C	Populated with the total number of customers affected with type C criticality for the outage.
CRIT_D	Critical Customer D Count	JOBS.CRIT_D	Populated with the total number of customers affected with type D criticality for the outage.

Target Field	OAS Field	Source Field	Transformation Logic
CRIT_E	Critical Customer E Count	JOBS.CRIT_E	Populated with the total number of customers affected with type E criticality for the outage.
CRIT_F	Critical Customer F Count	JOBS.CRIT_F	Populated with the total number of customers affected with type F criticality for the outage.
CRIT_G	Critical Customer G Count	JOBS.CRIT_G	Populated with the total number of customers affected with type G criticality for the outage.
CRIT_H	Critical Customer H Count	JOBS.CRIT_H	Populated with the total number of customers affected with type H criticality for the outage.
CRIT_I	Critical Customer I Count	JOBS.CRIT_I	Populated with the total number of customers affected with type I criticality for the outage.
CRIT_J	Critical Customer J Count	JOBS.CRIT_J	Populated with the total number of customers affected with type J criticality for the outage.
CRIT_K	Critical Customer K Count	JOBS.CRIT_K	Populated with the total number of customers affected with type K criticality for the outage.
CRIT_L	Critical Customer L Count	JOBS.CRIT_L	Populated with the total number of customers affected with type L criticality for the outage.
CRIT_M	Critical Customer M Count	JOBS.CRIT_M	Populated with the total number of customers affected with type M criticality for the outage.
CRIT_N	Critical Customer N Count	JOBS.CRIT_N	Populated with the total number of customers affected with type N criticality for the outage.
CRIT_O	Critical Customer O Count	JOBS.CRIT_O	Populated with the total number of customers affected with type O criticality for the outage.



Target Field	OAS Field	Source Field	Transformation Logic
CRIT_P	Critical Customer P Count	JOBS.CRIT_P	Populated with the total number of customers affected with type P criticality for the outage.
CRIT_Q	Critical Customer Q Count	JOBS.CRIT_Q	Populated with the total number of customers affected with type Q criticality for the outage.
CRIT_R	Critical Customer R Count	JOBS.CRIT_R	Populated with the total number of customers affected with type R criticality for the outage.
CRIT_S	Critical Customer S Count	JOBS.CRIT_S	Populated with the total number of customers affected with type S criticality for the outage.
CRIT_T	Critical Customer T Count	JOBS.CRIT_T	Populated with the total number of customers affected with type T criticality for the outage.
CRIT_U	Critical Customer U Count	JOBS.CRIT_U	Populated with the total number of customers affected with type U criticality for the outage.
CRIT_V	Critical Customer V Count	JOBS.CRIT_V	Populated with the total number of customers affected with type V criticality for the outage.
CRIT_W	Critical Customer W Count	JOBS.CRIT_W	Populated with the total number of customers affected with type W criticality for the outage.
CRIT_X	Critical Customer X Count	JOBS.CRIT_X	Populated with the total number of customers affected with type X criticality for the outage.
CRIT_Y	Critical Customer Y Count	JOBS.CRIT_Y	Populated with the total number of customers affected with type Y criticality for the outage.
CRIT_Z	Critical Customer Z Count	JOBS.CRIT_Z	Populated with the total number of customers affected with type Z criticality for the outage.

Target Field	OAS Field	Source Field	Transformation Logic
<b>Degenerate Dimensions</b>			
RST_IND	Restored Indicator	JOBS.RESTORE_TIME	Populated based on JOBS.RESTORE_TIME.  If the restored date/time exists, then this field is populated with 1. Else, with 0.
PLANNED_IND	Planned Indicator	SWMAN_SHEET_CATEGORY.SHEET_CATEGORY_NAME	Populated based on SHEET_CATEGORY_NAME.  If the sheet category is planned, then this field is populated with 1. Else, with 0.
EXCLUDE_IND	Exclude Indicator	JOBS.STATE_VALUE  PICKLIST_INFO_UPD_T R.NO_DTR_FLAG  SWMAN_SHEET_CATEGORY.SHEET_CATEGORY_NAME	Populated based on STATE_VALUE '1024', NO_DTR_FLAG 'Y' and SHEET_CATEGORY_NAME 'Planned'.
OMS_EXCLUDE_IND	OMS Exclude Indicator	PICKLIST_INFO_UPD_T R.NO_DTR_FLAG	Populated based on NO_DTR_FLAG.  If set to 'Y,' then this field is populated with 1. Else, with 0.
CANCELLED_IND	Cancelled Indicator	JOBS.STATE_VALUE	Populated based on STATE_VALUE.  If set to 1024, then the indicator is populated with 1. Else, with 0.
BEGIN_DTTM	Begin Date Time	JOBS.BEGIN_TIME	
RST_DTTM	Restored Date Time	JOBS.RESTORE_TIME	
COMPLETION_DTTM	Completion Time	JOBS.JOB_COMPLETE_TIME	
EXCL_START_DTTM	Exclusion Period Start Date/Time	STORMMAN_STORMS.EX_STORM_START	Populated with begin time only when there's excludable storm based on NCG.
EXCL_END_DTTM	Exclusion Period End Date/Time	STORMMAN_STORMS.EX_STORM_END	Populated with end time only when there's excludable storm based on NCG.
<b>Foreign Keys</b>			
EVENT_KEY	Event Key	JOBS.NUMB	Populated based on the event.

Target Field	OAS Field	Source Field	Transformation Logic
EVENT_STATUS_KEY	Event Status Key	JOBS.STATUS	Populated based on the event status.
BEGIN_DATE_KEY	Begin Date Key	JOBS.BEGIN_TIME	Populated based on the date part of the CD_DATE dimension.
BEGIN_TIME_KEY	Begin Time Key	JOBS.BEGIN_TIME	Populated based on the time part of the CD_TIME dimension.
RST_TIME_KEY	Restored Time Key	JOBS.RESTORE_TIME	Populated based on the time part of the CD_TIME dimension.
RST_DATE_KEY	Restored Date Key	JOBS.RESTORE_TIME	Populated based on the date part of the CD_DATE dimension.
EST_RST_TIME_KEY	Estimated Restored Time Key	JOBS.EST_REST_TIME	Populated based on the time part of the CD_TIME dimension.
EST_RST_DATE_KEY	Estimated Restored Date Key	JOBS.EST_REST_TIME	Populated based on the date part of the CD_DATE dimension.
CTRL_ZONE_KEY	Control Zone Key	JOBS.NCG	Populated based on the primary control zone hierarchy of NCG from the DDS_ALARM_LOG table.
DEVICE_KEY	Device Key	JOBS.H_IDX JOBS.H_CLS	If H_IDX and H_CLS is '0', then populate DEVICE_KEY as '0'.
CMPL_USER_KEY	Completed User Key	WHO_COMPLETED.USER_NAME	Populated based on the users who completed the tasks.
RESP_USER_KEY	Responsible User Key	WHO_RESPONSIBLE.USER_NAME	Populated based on the responsible user key in the CD_USER table.
CREW_KEY	Crew Key	CREW_DISPATCHES.CREW_KEY CREW_ASSIGNMENT.CREW_KEY	Populated based on the crew details in the CREW_DISPATCHES table.
FEEDER_KEY	Feeder Key	JOBS.FEEDER_CLS JOBS.FEEDER_IDX	Populated with 0 if FEEDER_IDX and FEEDER_CLS are 0.
SW_PLAN_KEY	Switch Plan Key	JOBS.SWSHEET_IDX JOBS.SWSHEET_CLS	Populated with 0 if SWSHEET_IDX and SWSHEET_CLS are 0.

Target Field	OAS Field	Source Field	Transformation Logic
STORM_KEY	Storm Key	STORMMAN_STORMS.S TORM_NAME  STORMMAN_STORMS.S TORM_DATE  STORMMAN_STORMS.Z ONE_IDX	Populated based on the storm name, date and control zone.
STORM2_KEY	Storm 2 Key	STORMMAN_STORMS.S TORM_NAME  STORMMAN_STORMS.S TORM_DATE  STORMMAN_STORMS.Z ONE_IDX	Populated based on the storm name, date and control zone.
STORM3_KEY	Storm 3 Key	STORMMAN_STORMS.S TORM_NAME  STORMMAN_STORMS.S TORM_DATE  STORMMAN_STORMS.Z ONE_IDX	Populated based on the storm name, date and control zone.
STORM_OUTAGE_TYPE_KEY	Storm Outage Type Key	JOBS.STORMMAN_TYPE	Populated based on the storm outage type from the CD_STORM_OUTAGE_TYPE table.
EXCL2_DETAIL_KEY	Excludable 2 Detail Key	STORMMAN_STORMS.S TORM_NAME  STORMMAN_STORMS.S TORM_DATE  STORMMAN_STORMS.Z ONE_IDX	
EXCL3_DETAIL_KEY	Excludable 3 Detail Key	STORMMAN_STORMS.S TORM_NAME  STORMMAN_STORMS.S TORM_DATE  STORMMAN_STORMS.Z ONE_IDX	
PARENT_EVENT_KEY	Parent Event Key	PARENT_EVENT.NUMB  JOBS.NUMB	Populated with parent event from the CD_EVENT table.

Target Field	OAS Field	Source Field	Transformation Logic
OUTG_DUR_KEY	Outage Duration	JOBS.RESTORE_TIME JOBS.BEGIN_TIME	Populated with the outage duration (different between start range and end range).
EST_RST_DUR_KEY	Est Restoration Duration	JOBS.EST_REST_TIME JOBS.BEGIN_TIME	Populated with the estimated restoration duration.
DURATION_DEVIATION_KEY	Duration Deviation	JOBS.RESTORE_TIME JOBS.EST_REST_TIME	Populated with duration deviation (outage duration is between start range and end range).
CUST_OUT_KEY	Customers Out Key	JOBS.NUM_CUST_OUT	Populated with number of customers experiencing outage.
COMPLETION_DATE_KEY	Completion Date Key	JOBS.JOB_COMPLETE_TIME	Populated with the completion date.
COMPLETION_TIME_KEY	Completion Time Key	JOBS.JOB_COMPLETE_TIME	Populated with the completion time.
CTRL_ZONE_SEC_KEY	Control Zone Sec Key	JOBS.NCG	Populated from CD_CTRL_ZON_SEC dimension surrogate key based on NCG ID and modified date/time is between effective start and end date/times
EXCL_DETAIL_KEY	Excludable Detail Key	STORMMAN_STORMS.ZONE_IDX  STORMMAN_STORMS.STORM_NAME  STORMMAN_STORMS.STORM_DATE	Populated based on the storm level NCG, storm name, and storm name suffix.
EXCL_START_DATE_KEY	Exclusion Period Start Date Key	STORMMAN_STORMS.EX_STORM_START	Populated based on the date part in the CD_DATE table.
EXCL_END_DATE_KEY	Exclusion Period End Date Key	STORMMAN_STORMS.EX_STORM_END	Populated based on the date part in the CD_DATE table.
EXCL_START_TIME_KEY	Exclusion Period Start Time Key	STORMMAN_STORMS.EX_STORM_START	Populated based on the time part in the CD_TIME table.
EXCL_END_TIME_KEY	Exclusion Period End Time Key	STORMMAN_STORMS.EX_STORM_END	Populated based on the time part in the CD_TIME table.
JOB_UDD1_KEY	User Defined Dimension 1 Key		
JOB_UDD2_KEY	User Defined Dimension 2 Key		
<b>User Defined Attributes</b>			
UDM1	User Defined Measure 1		

Target Field	OAS Field	Source Field	Transformation Logic
UDM2	User Defined Measure 2		
UDM3	User Defined Measure 3		
UDM4	User Defined Measure 4		
UDM5	User Defined Measure 5		
UDM6	User Defined Measure 6		
UDM7	User Defined Measure 7		
UDM8	User Defined Measure 8		
UDM9	User Defined Measure 9		
UDM10	User Defined Measure 10		
UDM11	User Defined Measure 11		
UDM12	User Defined Measure 12		
UDM13	User Defined Measure 13		
UDM14	User Defined Measure 14		
UDM15	User Defined Measure 15		
UDM16	User Defined Measure 16		
UDM17	User Defined Measure 17		
UDM18	User Defined Measure 18		
UDM19	User Defined Measure 19		
UDM20	User Defined Measure 21		
UDDGEN1	User Defined Degenerate Dimension 1		
UDDGEN2	User Defined Degenerate Dimension 2		
UDDGEN3	User Defined Degenerate Dimension 3		
UDDGEN4	User Defined Degenerate Dimension 4		
UDDGEN5	User Defined Degenerate Dimension 5		
UDDGENL1	User Defined Long Degenerate Dimension 1		
UDDGENL2	User Defined Long Degenerate Dimension 2		
UDDGENL3	User Defined Long Degenerate Dimension 3		

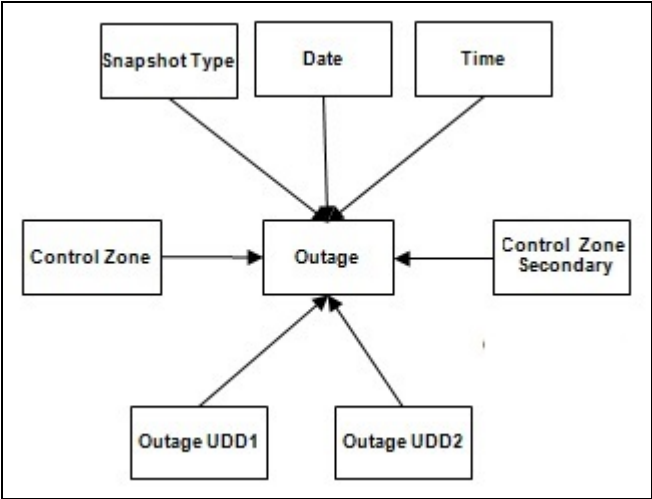
Target Field	OAS Field	Source Field	Transformation Logic
UDDGENL4	User Defined Long Degenerate Dimension 4		
UDDGENL5	User Defined Long Degenerate Dimension 5		
UDDFK1_KEY	User Defined Dimension Surrogate Key 1		
UDDFK2_KEY	User Defined Dimension Surrogate Key 2		
UDDFK3_KEY	User Defined Dimension Surrogate Key 3		
UDDFK4_KEY	User Defined Dimension Surrogate Key 4		
UDDFK5_KEY	User Defined Dimension Surrogate Key 5		
<b>Data Load Attributes</b>			
DATA_SOURCE_IND	Data Source Indicator	CES_PARAMETER. VALUE	Populated with the DSI value on the source product instance configuration.  The table is populated as part of the initial setup and the DSI value is extracted from the source system.
JOB_NBR	Job Number		Populated with the ODI job execution session number.

# Outage

A snapshot fact (that can be configured hourly, weekly, monthly etc) and stores various measures at the control zone level.

This fact is unusual in the sense that its data is not populated directly from the source tables in the replication schema. It is a calculated fact whose data is derived from the data in the restored facts ([Storm](#), [Storm](#), [Switch Plan](#), and [Storm](#)) and the recent facts ([Recent Call](#), [Recent Crew](#), [Recent Job](#), and [Storm](#)).

## Entity Relationship Diagram



## Properties

Property	Value
Target Table Name	CF_OUTG
Table Type	Fact
Fact Type	Snapshot
Driver Table	CF_RECENT_CALL CF_RECENT_CREW CF_RECENT_JOB JOB CF_CUST_RECENT_OUTG CUST
Stage Table Name	STG_CF_OUTG
ODI Package Name	B1_PKG_CF_OUTG
ETL View Name	B1_F_CF_OUTG_VW



## Fields

Target Field	OAS Field	Source Field	Transformation Logic
<b>Surrogate Key</b>			
OUTG_KEY	Outage Fact Surrogate Key		Populated with the sequence from SPL_OUTG_SEQ.
<b>Natural Keys</b>			
SNAP_TYPE_CD	Snapshot Type		Populated with 'H', 'W', or 'M' depending on whether the snapshot is configured as Hourly, Weekly, or Monthly.  The out-of-the-box solution is Hourly.
SRC_NCG_ID	Control Zone ID	CD_CTRL_ZONE.SRC_NCG_ID	
<b>Measures</b>			
NUM_CREW_ASSIGN	Number of Crew Assignments	CF_RECENT_CREW.FACT_CNT	Populated with the count of crew assignments during the hour.
NUM_CREW_DISP	Number of Crew Dispatches	CF_RECENT_CREW.FACT_CNT	Populated with the count of crew dispatches during the hour.
NUM_CUST_OUTG	Number of Customers Out	CF_CUST_RECENT_OUTG.FACT_CNT	Populated with the count of customers experiencing outage.
NUM_CUST_RST	Number of Customers Restored	CF_CUST_RECENT_OUTG.FACT_CNT	Populated with the count of customers restored during the hour.
NUM_CUST_NEW	Number of New Customers	CF_CUST_RECENT_OUTG.FACT_CNT	Populated with the count of new customers experiencing outages during the hour.
NUM_CUST_MOM	Number of Customer Momentaries	CF_RECENT_JOB.FACT_CNT	Populated with the sum of fact count from the Recent Customer Job fact suffering momentary outages during that hour.
NUM_EVENT	Number of Events	CF_RECENT_JOB.FACT_CNT	Populated with the number of events.
NUM_NEW_EVENT	Number of New Events	CF_RECENT_JOB.FACT_CNT	Populated with the number of new events started during the hour.
NUM_CLOSED_EVENT	Number of Closed Events	CF_RECENT_JOB.FACT_CNT	Populated with the number of events closed during the hour.

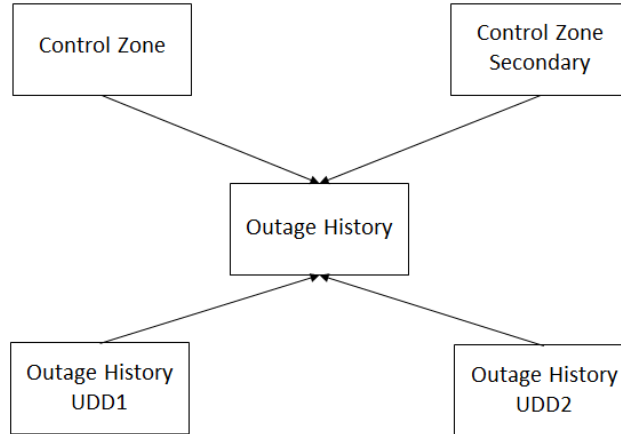
Target Field	OAS Field	Source Field	Transformation Logic
NUM_CANCELLED_EVENT	Number of Cancelled Events	CF_RECENT_JOB.CANCELLED_IND	Populated with the number of events cancelled during the hour.
NUM_CALL	Number of Calls	CF_RECENT_CALL.FACT_CNT	Populated with the number of calls received during the hour.
NUM_CUST_EST_RST	Number of Customers Estimated to be Restored	CF_CUST_RECENT_OUTG.FACT_CNT	Populated with the number of customers estimated to be restored during the hour.
FACT_CNT	Count		Populated with the standard value of '1'.
<b>Degenerate Dimensions</b>			
SNAPSHOT_DTTM	Snapshot Date/Time	B1_JOB_CONFIG.SLICE_END_DTTM	
<b>Foreign Keys</b>			
CTRL_ZONE_KEY	Control Zone Key	CD_CTRL_ZONE.CTRL_ZONE_KEY	Populated based on the primary control zone hierarchy of NCG from the DDS_ALARM_LOG table.
CTRL_ZONE_SEC_KEY	Control Zone Sec Key	JOBS.NCG	Populated based on the secondary control zone hierarchy of NCG from DDS_ALARM_LOG table.
SNAPSHOT_DATE_KEY	Snapshot Date Type		Populated based on the date part of the snapshot type key.
SNAPSHOT_TIME_KEY	Snapshot Time Type		Populated based on the time part of the snapshot type key.
OUTG_UDD1_KEY	Outage User Defined Dimension 1 Surrogate Key		
OUTG_UDD2_KEY	Outage User Defined Dimension 2 Surrogate Key		
<b>User Defined Attributes</b>			
UDM1	User Defined Measure 1		
UDM2	User Defined Measure 2		
UDM3	User Defined Measure 3		
UDM4	User Defined Measure 4		
UDM5	User Defined Measure 5		
UDM6	User Defined Measure 6		
UDM7	User Defined Measure 7		
UDM8	User Defined Measure 8		

Target Field	OAS Field	Source Field	Transformation Logic
UDM9	User Defined Measure 9		
UDM10	User Defined Measure 10		
UDM11	User Defined Measure 11		
UDM12	User Defined Measure 12		
UDM13	User Defined Measure 13		
UDM14	User Defined Measure 14		
UDM15	User Defined Measure 15		
UDM16	User Defined Measure 16		
UDM17	User Defined Measure 17		
UDM18	User Defined Measure 18		
UDM19	User Defined Measure 19		
UDM20	User Defined Measure 20		
UDDGEN1	User Defined Degenerate Dimension 1		
UDDGEN2	User Defined Degenerate Dimension 2		
UDDGEN3	User Defined Degenerate Dimension 3		
<b>Data Load Attributes</b>			
DATA_SOURCE_IND	Data Source Indicator	CES_PARAMETER.VALUE	<p>Populated with the DSI value on the source product instance configuration.</p> <p>The table is populated as part of the initial setup and the DSI value is extracted from the source system.</p>
JOB_NBR	Job Number		Populated with the ODI job execution session number.

# Outage History

An accumulation fact that calculates various measures at control zone level for every hour.

## Entity Relationship Diagram



## Properties

Property	Value
Target Table Name	CF_OUTG_HIST
Table Type	Fact
Fact Type	Accumulation
Driver Table	CD_CTRL_ZONE CF_RECENT_CALL CF_RECENT_CREW CF_RECENT_JOB CF_CUST_RECENT_OUTG CD_DATE CD_TIME CD_CTRL_ZONE_SEC CD_OUTG_HIST_UDD1 CD_OUTG_HIST_UDD2
Stage Table Name	STG_CF_OUTG_HIST
ODI Package Name	B1_PKG_CF_OUTG_HIST
ETL View Name	B1_F_CF_OUTG_HIST_VW

**Fields**

Target Field	OAS Field	Source Field	Transformation Logic
<b>Surrogate Key</b>			
OUTG_HIST_KEY	Outage Historical Fact Surrogate Key		Populated from sequence B1_OUTG_HIST_SEQ.
<b>Natural Keys</b>			
SRC_NCG_ID	Control Zone ID	CD_CTRL_ZONE.NCG_ID	All active NCGs should be loaded into this for every statistics date/time.
<b>Measures</b>			
NUM_CREW_ASSIGN	Number of Crews Assigned	SUM(CF_RECENT_CREW.FACT_CNT)	<p>Populate this column from CF_RECENT_CREW.</p> <ul style="list-style-type: none"> <li>To be calculated for each level NCG (Ctrl Zone) CD_CTRL_ZONE.CTRL_ZONE_KEY = CF_RECENT_CREW.CTRL_ZONE_KEY</li> <li>For the STATISTICS_DTTM, lookup in the CD_DATE using its Date Part and get the Date Key (Say, V_DATE_KEY)</li> <li>For the STATISTICS_DTTM, lookup in the CD_TIME using its Time Part and get the Time Key and Hour (Say, V_TIME_KEY and V_HOUR)</li> <li>Get the records from CF_RECENT_CREW whose crew assignment time fall in the statistics date hour: <ul style="list-style-type: none"> <li>CF_RECENT_CREW.ASSIGN_DATE_KEY= V_DATE_KEY</li> <li>CF_RECENT_CREW.ASSIGN_TIME_KEY=CD_TIME.TIME_KEY</li> <li>and CD_TIME.HOUR = V_HOUR</li> </ul> </li> <li>Sum all the identified records FACT_CNT. SUM(FACT_CNT)</li> </ul>

Target Field	OAS Field	Source Field	Transformation Logic
NUM_CREW_DISP	Number of Crews Dispatched	SUM(CF_RECENT_CREW.FACT_CNT)	<p>Populate this column from CF_RECENT_CREW:</p> <ul style="list-style-type: none"> <li>To be calculated for Each level NCG (Ctrl Zone)            CD_CTRL_ZONE.CTRL_ZONE_KEY =            CF_RECENT_CREW.CTRL_ZONE_KEY</li> <li>For the STATISTICS_DTTM, lookup in the CD_DATE using its Date Part and get the Date Key (Say, V_DATE_KEY)</li> <li>For the STATISTICS_DTTM, lookup in the CD_TIME using its Time Part and get the Time Key and Hour (Say, V_TIME_KEY and V_HOUR)</li> <li>Get the records from CF_RECENT_CREW whose crew dispatch(accept) time fall in the statistics date hour:               <ul style="list-style-type: none"> <li>CF_RECENT_CREW.ACCEPT_DATE_KEY = V_DATE_KEY</li> <li>CF_RECENT_CREW.ACCEPT_TIME_KEY = CD_TIME.TIME_KEY and CD_TIME.HOUR = V_HOUR</li> </ul> </li> <li>Sum all the identified records FACT_CNT               <ul style="list-style-type: none"> <li>SUM(FACT_CNT)</li> </ul> </li> </ul>

Target Field	OAS Field	Source Field	Transformation Logic
NUM_CUST_OUTG	Number of Customer impacted by Outage	SUM(CF_CUST_RECENT_OUTG.FACT_CNT)	<p>Populate from CF_CUST_RECENT_OUTG:</p> <ul style="list-style-type: none"> <li>To be calculated for Each level NCG (Ctrl Zone) <ul style="list-style-type: none"> <li>CD_CTRL_ZONE.CTRL_ZONE_KEY = CF_CUST_RECENT_OUTG.CTRL_ZONE_KEY</li> </ul> </li> <li>Identify the Records from CF_CUST_RECENT_OUTG which are not restored and the Outage begin before the statistics dtm: <ul style="list-style-type: none"> <li>RST_DTTM IS NULL and BEGIN_DTTM&lt;=STATISTICS_DTTM</li> </ul> </li> <li>Also Identify the records from CF_CUST_RECENT_OUTG which begin before the statistics dtm and are restored after the statistics dtm: <ul style="list-style-type: none"> <li>BEGIN_DTTM&lt;=STATISTICS_DTTM and RST_DTTM &gt;= STATISTICS_DTTM</li> </ul> </li> <li>From all the records identified in Step 2 and 3, Sum the FACT_CNT</li> </ul>

Target Field	OAS Field	Source Field	Transformation Logic
NUM_CUST_RST	Number of Customers Restored	SUM(CF_CUST_RECENT_OUTG.FACT_CNT)	<p>Populate from CF_CUST_RECENT_OUTG:</p> <ul style="list-style-type: none"> <li>To be calculated for Each level NCG (Ctrl Zone) CD_CTRL_ZONE.CTRL_ZONE_KEY = CF_CUST_RECENT_OUTG.CTRL_ZONE_KEY</li> <li>Identify the Records from CF_CUST_RECENT_OUTG which are restored in statistics dttm hour. TRUNC(RST_DTTM,'HH24') = TRUNC(STATISTICS_DTTM, 'HH24')</li> <li>Sum all the identified records FACT_CNT. SUM(FACT_CNT)</li> </ul>
NUM_CUST_NEW	Number of New Customers impacted by Outage	SUM(CF_CUST_RECENT_OUTG.FACT_CNT)	<p>Populate from CF_CUST_RECENT_OUTG</p> <ul style="list-style-type: none"> <li>To be calculated for Each level NCG (Ctrl Zone) <ul style="list-style-type: none"> <li>CD_CTRL_ZONE.CTRL_ZONE_KEY = CF_CUST_RECENT_OUTG.CTRL_ZONE_KEY</li> </ul> </li> <li>Identify the Records from CF_CUST_RECENT_OUTG which Begin in statistics dttm hour <ul style="list-style-type: none"> <li>TRUNC(BEGIN_DTTM,'HH24') = TRUNC(STATISTICS_DTTM, 'HH24')</li> </ul> </li> <li>Sum all the identified records FACT_CNT <ul style="list-style-type: none"> <li>SUM(FACT_CNT)</li> </ul> </li> </ul>



Target Field	OAS Field	Source Field	Transformation Logic
NUM_CUST_EST_RST	Number of Customers Estimated to be Restored	SUM(CF_CUST_RECENT_OUTG.FACT_CNT)	<p>Populate this column from CF_CUST_RECENT_OUTG</p> <ul style="list-style-type: none"> <li>To be calculated for Each level NCG (Ctrl Zone) <ul style="list-style-type: none"> <li>CD_CTRL_ZONE.CTRL_ZONE_KEY = CF_CUST_RECENT_OUTG.CTRL_ZONE_KEY</li> </ul> </li> <li>Identify the Records from CF_CUST_RECENT_OUTG which are not restored and have estimated restoration in the statistics date hour <ul style="list-style-type: none"> <li>CF_CUST_RECENT_OUTG.RST_DTTM is null and</li> <li>TRUNC(CF_CUST_RECENT_OUTG.EST_RST_DTTM,'HH24') = TRUNC(STATISTICS_DTTM, 'HH24')</li> </ul> </li> <li>Sum all the identified records FACT_CNT <ul style="list-style-type: none"> <li>SUM(FACT_CNT)</li> </ul> </li> </ul>

Target Field	OAS Field	Source Field	Transformation Logic
NUM_MOM_EVENT	Number of Momentary Events	SUM(CF_RECENT_JOB.FACT_CNT)	<p>Populate this column from CF_RECENT_JOB</p> <ul style="list-style-type: none"> <li>To be calculated for Each level NCG (Ctrl Zone) <ul style="list-style-type: none"> <li>CD_CTRL_ZONE.CTRL_ZONE_KEY = CF_RECENT_JOB.CTRL_ZONE_KEY</li> </ul> </li> <li>Identify records whose Begin time and Restoration time fall in the statistics date hour and are less than X minutes apart. <ul style="list-style-type: none"> <li>TRUNC(BEGIN_DTTM,'HH24') = TRUNC(STATISTICS_DTTM,'HH24') AND TRUNC(RST_DTTM,'HH24') = TRUNC(STATISTICS_DTTM,'HH24') AND ((RST_DTTM - BEGIN_DTTM)*24*60) &lt;= X</li> <li>(X is the value configured for the ETL parameter B1_MOM_OUTG_DURATION)</li> </ul> </li> <li>Sum all the identified records FACT_CNT. <ul style="list-style-type: none"> <li>SUM(FACT_CNT)</li> </ul> </li> </ul>

Target Field	OAS Field	Source Field	Transformation Logic
NUM_EVENT	Number of Events	SUM(CF_RECENT_JOB.FACT_CNT)	<p>Populate this column from CF_RECENT_JOB</p> <ul style="list-style-type: none"> <li>To be calculated for Each level NCG (Ctrl Zone) <ul style="list-style-type: none"> <li>CD_CTRL_ZONE.CTRL_ZONE_KEY = CF_RECENT_JOB.CTRL_ZONE_KEY</li> </ul> </li> <li>Identify the Records from CF_RECENT_JOB which are not restored and the Outage begin before the statistics dtm. <ul style="list-style-type: none"> <li>RST_DTTM IS NULL and BEGIN_DTTM&lt;=STATISTICS_DTTM</li> </ul> </li> <li>Also, identify the records from CF_RECENT_JOB that begin before the statistics dtm and are restored after the statistics dtm. <ul style="list-style-type: none"> <li>BEGIN_DTTM&lt;=STATISTICS_DTTM and RST_DTTM &gt;= STATISTICS_DTTM</li> </ul> </li> <li>From all the records identified in Step 2 and 3, sum the FACT_CNT.</li> </ul>
NUM_NEW_EVENT	Number of New Events	SUM(CF_RECENT_JOB.FACT_CNT)	<p>Populate this column from CF_RECENT_JOB</p> <ul style="list-style-type: none"> <li>To be calculated for each level NCG (Ctrl Zone) <ul style="list-style-type: none"> <li>CD_CTRL_ZONE.CTRL_ZONE_KEY = CF_RECENT_JOB.CTRL_ZONE_KEY</li> </ul> </li> <li>Identify the records from CF_RECENT_JOB that begin in statistics dtm hour. <ul style="list-style-type: none"> <li>TRUNC(BEGIN_DTTM,'HH24') = TRUNC(STATISTICS_DTTM,'HH24')</li> </ul> </li> <li>Sum all the identified records FACT_CNT. <ul style="list-style-type: none"> <li>SUM(FACT_CNT)</li> </ul> </li> </ul>

Target Field	OAS Field	Source Field	Transformation Logic
NUM_CLOSED_EVENT	Number of Closed Events	SUM(CF_RECENT_JOB.FACT_CNT)	<p>Populate this column from CF_RECENT_JOB</p> <ul style="list-style-type: none"> <li>To be calculated for each level NCG (Ctrl Zone) <ul style="list-style-type: none"> <li>CD_CTRL_ZONE.CTRL_ZONE_KEY = CF_RECENT_JOB.CTRL_ZONE_KEY</li> </ul> </li> <li>Identify the records from CF_RECENT_JOB which are restored in statistics dttm hour. <ul style="list-style-type: none"> <li>TRUNC(RST_DTTM,'HH24') = TRUNC(STATISTICS_DTTM, 'HH24')</li> </ul> </li> <li>Sum all the identified records FACT_CNT. <ul style="list-style-type: none"> <li>SUM(FACT_CNT)</li> </ul> </li> </ul>
NUM_CANCELLED_EVENT	Number of Cancelled Events	SUM(CF_RECENT_JOB.CANCELLED_IND)	<p>Populate this column from CF_RECENT_JOB</p> <ul style="list-style-type: none"> <li>To be calculated for each level NCG (Ctrl Zone): <ul style="list-style-type: none"> <li>CD_CTRL_ZONE.CTRL_ZONE_KEY = CF_RECENT_JOB.CTRL_ZONE_KEY</li> </ul> </li> <li>Identify the records from CF_RECENT_JOB which are restored in statistics dttm hour. <ul style="list-style-type: none"> <li>TRUNC(RST_DTTM,'HH24') = TRUNC(STATISTICS_DTTM, 'HH24')</li> </ul> </li> <li>Sum all the identified records CANCELLED_IND. <ul style="list-style-type: none"> <li>SUM(CANCELLED_IND)</li> </ul> </li> </ul>

Target Field	OAS Field	Source Field	Transformation Logic
NUM_CALL	Number of Calls	SUM(CF_RECENT_CALL.FACT_CNT)	<p>Populate this column from CF_RECENT_CALL</p> <ul style="list-style-type: none"> <li>To be calculated for each level NCG (Ctrl Zone): <ul style="list-style-type: none"> <li>CD_CTRL_ZONE.CTRL_ZONE_KEY = CF_RECENT_CALL.CTRL_ZONE_KEY</li> </ul> </li> <li>For the STATISTICS_DTTM, lookup in the CD_DATE using its Date Part and get the Date Key (Say, V_DATE_KEY)</li> <li>For the STATISTICS_DTTM, lookup in the CD_TIME using its Time Part and get the Time Key and Hour (Say, V_TIME_KEY and V_HOUR)</li> <li>Get the records from CF_RST_CALL whose call time fall in the statistics date hour <ul style="list-style-type: none"> <li>CF_RECENT_CALL.CALL_DATE_KEY = V_DATE_KEY and</li> <li>CF_RECENT_CALL.CALL_TIME_KEY = CD_TIME.TIME_KEY and CD_TIME.HOUR = V_HOUR</li> </ul> </li> <li>Sum all the identified records FACT_CNT. <ul style="list-style-type: none"> <li>SUM(FACT_CNT)</li> </ul> </li> </ul>
JOB_NBR	Job Number	B1_JOB_EXEC.JOB_EXE_C_ID	ODI Job number
FACT_CNT	Count		Populated with the standard value of '1'.
<b>Degenerate Dimensions</b>			
SNAPSHOT_DTTM	Snapshot Date/Time	B1_JOB_CONFIG.SLICE_END_DTTM	
STATISTICS_DTTM	Statistics Date/Time		

Target Field	OAS Field	Source Field	Transformation Logic
<b>Foreign Keys</b>			
OUTG_HIST_UDD1_KEY	Outage User Defined Dimension 1 Surrogate Key	CD_OUTG_HIST_UDD1. OUTG_HIST_UDD1_KEY	Lookup with CD_OUTG_HIST_UDD1 dimension and populate its key
OUTG_HIST_UDD2_KEY	Outage User Defined Dimension 2 Surrogate Key	CD_OUTG_HIST_UDD2. OUTG_HIST_UDD2_KEY	Lookup with CD_OUTG_HIST_UDD2 dimension and populate its key
CTRL_ZONE_KEY	Control Zone Key	CD_CTRL_ZONE. CTRL_ZONE_KEY	Populated based on the primary control zone hierarchy of NCG from the DDS_ALARM_LOG table.
CTRL_ZONE_SEC_KEY	Control Zone Sec Key	CD_CTRL_ZONE_SEC. CTRL_ZONE_SEC_KEY	Populated based on the secondary control zone hierarchy of NCG from DDS_ALARM_LOG table.
<b>User Defined Attributes</b>			
UDM1	User Defined Measure 1		
UDM2	User Defined Measure 2		
UDM3	User Defined Measure 3		
UDM4	User Defined Measure 4		
UDM5	User Defined Measure 5		
UDM6	User Defined Measure 6		
UDM7	User Defined Measure 7		
UDM8	User Defined Measure 8		
UDM9	User Defined Measure 9		
UDM10	User Defined Measure 10		
UDM11	User Defined Measure 11		
UDM12	User Defined Measure 12		
UDM13	User Defined Measure 13		
UDM14	User Defined Measure 14		
UDM15	User Defined Measure 15		
UDM16	User Defined Measure 16		
UDM17	User Defined Measure 17		
UDM18	User Defined Measure 18		
UDM19	User Defined Measure 19		
UDM20	User Defined Measure 20		

Target Field	OAS Field	Source Field	Transformation Logic
UDDGEN1	User Defined Degenerate Dimension 1		
UDDGEN2	User Defined Degenerate Dimension 2		
UDDGEN3	User Defined Degenerate Dimension 3		
UDDGEN4	User Defined Degenerate Dimension 4		
UDDGEN5	User Defined Degenerate Dimension 5		
UDDGENL1	User Defined Long Degenerate Dimension 1		
UDDGENL2	User Defined Long Degenerate Dimension 2		
UDDGENL3	User Defined Long Degenerate Dimension 3		
UDDGENL4	User Defined Long Degenerate Dimension 4		
UDDGENL5	User Defined Long Degenerate Dimension 5		
UDDFK1_KEY	User Defined Dimension Foreign Key 1		
UDDFK2_KEY	User Defined Dimension Foreign Key 2		
UDDFK3_KEY	User Defined Dimension Foreign Key 3		
UDDFK4_KEY	User Defined Dimension Foreign Key 4		
UDDFK5_KEY	User Defined Dimension Foreign Key 5		
<b>Data Load Attributes</b>			
DATA_SOURCE_IND	Data Source Indicator	CES_PARAMETER.VALUE	<p>Populated with the DSI value on the source product instance configuration.</p> <p>The table is populated as part of the initial setup and the DSI value is extracted from the source system.</p>

# Recent Call

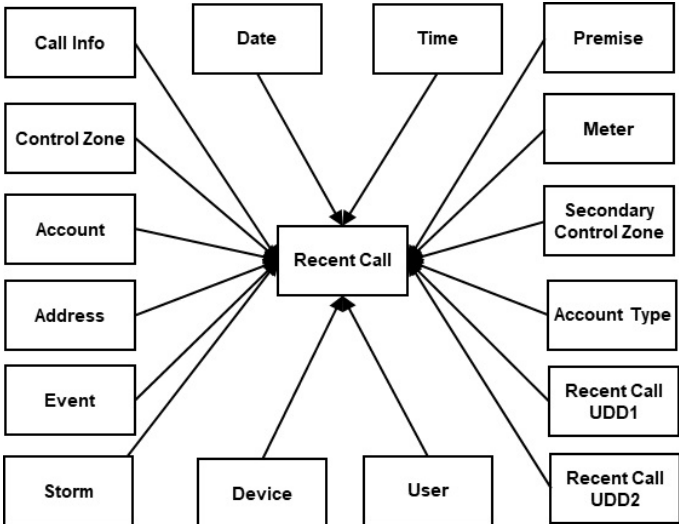
Stores the details of the incidents, including associated job details, which are created in the Network Management System. The fact stores details about all un-restored jobs, as well as jobs restored within the last 'X' number of days. The value of 'X' days has to be configured using the Oracle Utilities Administration Tool.

See the **Configuring Oracle Utilities Network Management System (NMS)** section in the *Oracle Utilities Analytics Warehouse Installation and Configuration Guide* for more details.

The ETL job for this fact is configured to load data in near real-time (NRT). The primary purpose to configure it as NRT is to support tracking current (active) and relatively recent restored outages. The NRT data store can also be used to help gauge the ability of the existing resources to deal with a current storm to help determine if external/foreign (crew) resources are or are not required.

The “recent fact” data store is not intended to be a long-term repository, and hence there is a purging mechanism based on a user configured number of days that is set in Oracle Utilities Administration Tool.

## Entity Relationship Diagram



## Properties

Property	Value
Target Table Name	CF_RECENT_CALL
Table Type	Fact
Fact Type	Accumulation
Driver Table	INCIDENTS
ODI Package Name	B1_PKG_CF_RECENT_CALL
ETL View Name	B1_F_RECENT_CALL_VW



---

**Fields**


---

Target Field	OAS Field	Source Field	Transformation Logic
<b>Surrogate Key</b>			
RECENT_CALL_KEY	Recent Call Fact Surrogate Key		Populated with the sequence from SPL_RECENT_CALL_SEQ.
<b>Natural Keys</b>			
SRC_INCIDENT_ID	Source Incident ID	INCIDENTS.DECODE(NVL(ASSOCIATE_IDX, 0), 0, NUMB, ASSOCIATE_ID X)	
<b>Measures</b>			
FACT_CNT	Count		Populated with the standard value of '1'.
<b>Degenerate Dimensions</b>			
PRIORITY_IND	Priority Indicator	INCIDENTS.DECODE(SUBSTR(INCIDENTS.COMPLAINT, 7, 1), '1', '1', '2', '1', '0')	Use parameter B1_PRTY_BIT instead of 7.
RST_IND	Restored Indicator	JOBS.RESTORE_TIME	Populated with 1 if restoration date/time is populated. Else, it is populated with 0.
<b>Foreign Keys</b>			
EVENT_KEY	Event Key	JOBS.NUMB	Populated with the event key.
ACCT_KEY	Account Key	INCIDENTS.ACCOUNT_NUM	Populated with the account key.
CALL_DATE_KEY	Call Date Key	INCIDENTS.INPUT_TIME	Populated with the date part.
CALL_TIME_KEY	Call Time Key	INCIDENTS.INPUT_TIME	Populated with the time part.
CTRL_ZONE_KEY	Control Zone Key	INCIDENTS.NCG	Populated based on the incidents NCG.
USER_KEY	User Key	CES_USER.USER_NAME	Populated based on the user key value.
CALL_INFO_KEY	Call Info Key	INCIDENTS.DECODE(NVL(ASSOCIATE_IDX, 0), 0, NUMB, ASSOCIATE_IDX)	Populated based on the call information.
PREM_KEY	Premise Key	CES_CUSTOMERS.SERV_LOC_ID	Populated with the mailing premise ID.

Target Field	OAS Field	Source Field	Transformation Logic
ADDR_KEY	Address Key	CES_CUSTOMERS.SERV _LOC_ID	Populated with the mailing address.
DEVICE_KEY	Device Key	INCIDENTS.H_IDX  INCIDENTS.H_CLS	Populated with the device key value.
ACCT_TYPE_KEY	Account Type Key	CES_CUSTOMERS_HIST ORY.ACCOUNT_TYPE	Populated with the account type value.
METER_KEY	Meter Key	CES_CUSTOMERS_HIST ORY.METER_ID	Populated with the meter key value.
NETWORK_PREMISE_ KEY	Network Premise Key	CES_CUSTOMERS_HIST ORY.SERV_LOC_ID	Populated with the network premise key value.
CTRL_ZONE_SEC_KEY	Control Zone Secondary Key	INCIDENTS.NCG	Populated based on the incidents NCG.
STORM_KEY	Storm Key	STORMAN_STORMS. STORM_NAME  STORMAN_STORMS. STORM_DATE  STORMMAN_STORMS. ZONE_IDX	Populated based on the storm name, date and control zone.
STORM2_KEY	Storm 2 Key	STORMAN_STORMS. STORM_NAME  STORMAN_STORMS. STORM_DATE  STORMMAN_STORMS. ZONE_IDX	Populated based on the storm name, date and control zone.
STORM3_KEY	Storm 3 Key	STORMAN_STORMS. STORM_NAME  STORMAN_STORMS. STORM_DATE  STORMMAN_STORMS. ZONE_IDX	Populated based on the storm name, date and control zone.
CALL_UDD1_KEY	Call User Defined Dimension 1 Key		
CALL_UDD2_KEY	Call User Defined Dimension 2 Key		
<b>User Defined Attributes</b>			
UDM1	User Defined Measure 1		
UDM2	User Defined Measure 2		

Target Field	OAS Field	Source Field	Transformation Logic
UDM3	User Defined Measure 3		
UDM4	User Defined Measure 4		
UDM5	User Defined Measure 5		
UDM6	User Defined Measure 6		
UDM7	User Defined Measure 7		
UDM8	User Defined Measure 8		
UDM9	User Defined Measure 9		
UDM10	User Defined Measure 10		
UDM11	User Defined Measure 11		
UDM12	User Defined Measure 12		
UDM13	User Defined Measure 13		
UDM14	User Defined Measure 14		
UDM15	User Defined Measure 15		
UDM16	User Defined Measure 16		
UDM17	User Defined Measure 17		
UDM18	User Defined Measure 18		
UDM19	User Defined Measure 19		
UDM20	User Defined Measure 20		
UDDGEN1	User Defined Degenerate Dimension 1		
UDDGEN2	User Defined Degenerate Dimension 2		
UDDGEN3	User Defined Degenerate Dimension 3		
UDDGEN4	User Defined Degenerate Dimension 4		
UDDGEN5	User Defined Degenerate Dimension 5		
UDDGENL1	User Defined Long Degenerate Dimension 1		
UDDGENL2	User Defined Long Degenerate Dimension 2		
UDDGENL3	User Defined Long Degenerate Dimension 3		

Target Field	OAS Field	Source Field	Transformation Logic
UDDGENL4	User Defined Long Degenerate Dimension 4		
UDDGENL5	User Defined Long Degenerate Dimension 5		
UDDFK1_KEY	User Defined Dimension Surrogate Key 1		
UDDFK2_KEY	User Defined Dimension Surrogate Key 2		
UDDFK3_KEY	User Defined Dimension Surrogate Key 3		
UDDFK4_KEY	User Defined Dimension Surrogate Key 4		
UDDFK5_KEY	User Defined Dimension Surrogate Key 5		
<b>Data Load Attributes</b>			
DATA_SOURCE_IND	Data Source Indicator	CES_PARAMETER. VALUE	Populated with the DSI value on the source product instance configuration.  The table is populated as part of the initial setup and the DSI value is extracted from the source system.
JOB_NBR	Job Number		Populated with the ODI job execution session number.

## Recent Crew

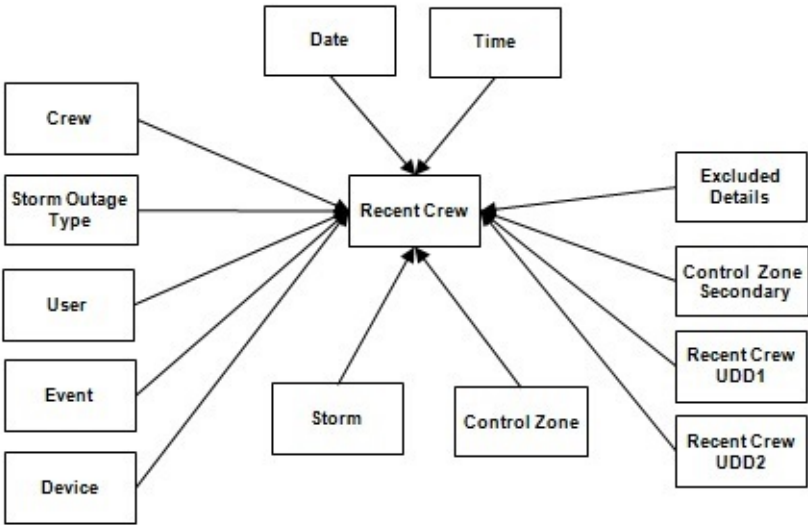
For every job created in the source system, several activities (such as assignment, un-assignment, dispatch, arrival, and completion) are performed to complete the job. Each of these activities is carried out by the corresponding crew. This fact stores the summarized information of all such crew activities for every job created in the source system. The fact stores details about all un-restored jobs as well as jobs restored within the last 'X' number of days. The value of 'X' days has to be configured using the Oracle Utilities Administration Tool.

See **Configuring Oracle Utilities Network Management System (NMS)** in the *Oracle Utilities Analytics Warehouse Installation and Configuration Guide* for more details.

The ETL job for this fact is configured to load data in near real-time (NRT). The primary purpose to configure it as NRT is to support tracking current (active) and relatively recent restored outages. The NRT data store can also be used to help gauge the ability of the existing resources to deal with a current storm to help determine if external/foreign (crew) resources are or are not required.

The “recent fact” data store is not intended to be a long-term repository and hence there is a purging mechanism based on a user configured number of days that is set in Oracle Utilities Administration Tool.

### Entity Relationship Diagram



### Properties

Property	Value
Target Table Name	CF_RECENT_CREW
Table Type	Fact
Fact Type	Accumulation

Property	Value
Driver Table	CREW_ASSIGNMENTS CREW_DISPATCHES STORMMAN_STORMS
ODI Package Name	B1_PKG_CF_RECENT_CREW
ETL View Name	n/a

**Fields**

Target Field	OAS Field	Source Field	Transformation Logic
<b>Surrogate Key</b>			
RECENT_CREW_KEY	Recent Crew Fact Surrogate Key		Populated with the sequence from SPL_RECENT_CALL_SEQ.
<b>Natural Keys</b>			
SRC_EVENT_NBR	Source Event Number	JOBS.NUMB	
SRC_CREW_ID	Source Crew ID	CREW_ASSIGNMENTS.CREW_KEY  CREW_DISPATCHES.CREW_KEY	
<b>Measures</b>			
FACT_CNT	Count		Populated with the standard value of '1'.
INROUTE_DURATION	En Route Duration	CREW_DISPATCHES.WHEN_HAPPENED	Populated with the total time spent by the crew in 'Dispatch' state for a particular event.
WORK_DURATION	Work Duration	CREW_DISPATCHES.WHEN_HAPPENED	Populated with the total time spent by the crew in 'Arrive' state for a particular event.
ASSIGN_DURATION	Assign Duration	CREW_ASSIGNMENTS.WHEN_HAPPENED	Populated with the total time spent by the crew in 'Assign' state for a particular event.
DISPATCH_DURATION	Dispatch Duration	CREW_DISPATCHES.WHEN_HAPPENED  CREW_ASSIGNMENTS.WHEN_HAPPENED	Populated with the total time spent by the crew while assigned, en route and working on the event.  Dispatch Duration = En Route Duration + Work Duration + Assign Duration

Target Field	OAS Field	Source Field	Transformation Logic
<b>Degenerate Dimensions</b>			
EXCL_PERIOD_START_DTTM	Exclusion Period End Date/Time	STORMMAN_STORMS.EX_STORM_START	If a storm is present and it has an exclusion period defined within which the begin date/time of the job falls, then populate this field with the exclusion period start date/time.
EXCL_PERIOD_END_DTTM	Exclusion Period Start Date/Time	STORMMAN_STORMS.EX_STORM_END	If a storm is present and it has an exclusion period defined within which the begin date/time of the job falls, then populate this field with the exclusion period end date/time.
<b>Foreign Keys</b>			
EVENT_KEY	Event Key	JOBS.NUMB	Populated from CD_EVENT's surrogate key using NUMB column in the JOBS table.
ASSIGN_DATE_KEY	Last Assign Date Key	CREW_ASSIGNMENTS.ASSIGN.WHEN_HAPPENED	Populate with the surrogate key of the CD_DATE dimension by looking up with the date part of the latest assignment date of the crew. In case of no assignments for the crew, populate as 0.
ASSIGN_TIME_KEY	Last Assign Time Key	CREW_ASSIGNMENTS.ASSIGN.WHEN_HAPPENED	Populate with the surrogate key of the CD_TIME dimension by looking up with the time part of the latest assignment date of the crew. In case of no assignments for the crew, populate as 0.
CTRL_ZONE_KEY	Control Zone Key	JOBS.NCG	Populated based on the primary control zone hierarchy of NCG from the DDS_ALARM_LOG table.
ASSIGN_USER_KEY	Assign User Key	CREW_ASSIGNMENTS.ASSIGN.CES_USER	Look up the CD_USER dimension with the last user who assigned the crew.
CREW_KEY	Crew Key	CREW_ASSIGNMENTS.CREW_KEY CREW_DISPATCHES.CREW_KEY	Lookup in CD_CREW dimension to populate surrogate key.

Target Field	OAS Field	Source Field	Transformation Logic
DEVICE_KEY	Device Key	JOB.S.H_IDX JOB.S.H_CLS	Populated based on H_IDX and H_CLS in the CD_DEVICE table. .
UNASSIGN_USER_KEY	Unassign User Key	CREW_ASSIGNMENTS UNASSIGN.CES_USER	Look up the CD_USER dimension with the last user who unassigned the crew and populate with surrogate key.
UNASSIGN_DATE_KEY	Unassign Date Key	CREW_ASSIGNMENTS UNASSIGN.WHEN_HAPPENED	Populate with the surrogate key of the CD_DATE dimension by looking up with the date part of the latest un-assignment date of the crew. In case of no un-assignments for the crew, populate as 0.
UNASSIGN_TIME_KEY	Unassign Time Key	CREW_ASSIGNMENTS UNASSIGN.WHEN_HAPPENED	Populate with the surrogate key of the CD_TIME dimension by looking up with the time part of the latest un-assignment date of the crew. In case of no un-assignments for the crew, populate as 0.
ACCEPT_USER_KEY	Accept User Key	CREW_DISPATCHES DISPATCH.CES_USER	Populate with the last user who dispatched the crew, by looking up the CD_USER dimension.
ACCEPT_DATE_KEY	Accept Date Key	CREW_DISPATCHES DISPATCH.WHEN_HAPPENED	Populated based on the date part of the latest dispatch date of the crew. In case of no dispatches for the crew, populate as 0.
ACCEPT_TIME_KEY	Accept Time Key	CREW_DISPATCHES DISPATCH.WHEN_HAPPENED	Populated based on the time part of the latest dispatch date of the crew and lookup the CD_TIME dimension. In case of no dispatches for the crew, populate as 0.
ARRIVE_TIME_KEY	Arrive Time Key	CREW_DISPATCHES ARRIVE.WHEN_HAPPENED	Populated based on the time part of the latest arrival date of the crew and lookup the CD_TIME dimension. In case of no completions for the crew, populate as 0.
ARRIVE_DATE_KEY	Arrive Date Key	CREW_DISPATCHES ARRIVE.WHEN_HAPPENED	Populate with the surrogate key of the CD_DATE dimension by looking up with the date part of the latest arrival date of the crew. In case of no completions for the crew, populate as 0.



Target Field	OAS Field	Source Field	Transformation Logic
ARRIVE_USER_KEY	Arrive User Key	CREW_DISPATCHES ARRIVE.CES_USER	Populate with the last user who marked the crew activity as arrived, by looking up the CD_USER dimension.
CMPL_TIME_KEY	Complete Time Key	CREW_DISPATCHES COMPLETE.WHEN_HA PPENED	Populated with the time part of the latest completion date of the crew.  In case of no completions for the crew, populate as 0.
CMPL_DATE_KEY	Completed Date Key	CREW_DISPATCHES COMPLETE.WHEN_HA PPENED	Populated with the date part of the latest completion date of the crew.  In case of no completions for the crew, populate as 0.
CMPL_USER_KEY	Completed User Key	CREW_DISPATCHES COMPLETE.CES_USER	Populate with the last user who marked the crew activity as completed, by looking up the CD_USER dimension.
STORM_KEY	Storm Key	STORMMAN_STORMS.S TORM_NAME  STORMMAN_STORMS.S TORM_DATE  STORMMAN_STORMS.Z ONE_IDX	Populated based on the storm name, date and control zone.
STORM2_KEY	Storm 2 Key	STORMMAN_STORMS.S TORM_NAME  STORMMAN_STORMS.S TORM_DATE  STORMMAN_STORMS.Z ONE_IDX	Populated based on the storm name, date and control zone.
STORM3_KEY	Storm 3 Key	STORMMAN_STORMS.S TORM_NAME  STORMMAN_STORMS.S TORM_DATE  STORMMAN_STORMS.Z ONE_IDX	Populated based on the storm name, date and control zone.

Target Field	OAS Field	Source Field	Transformation Logic
EXCL2_DETAIL_KEY	Excludable 2 Detail Key	STORMMAN_STORMS.S TORM_NAME  STORMMAN_STORMS.S TORM_DATE  STORMMAN_STORMS.Z ONE_IDX	Populated based on the storm name, date and control zone.
EXCL3_DETAIL_KEY	Excludable 3 Detail Key	STORMMAN_STORMS.S TORM_NAME  STORMMAN_STORMS.S TORM_DATE  STORMMAN_STORMS.Z ONE_IDX	Populated based on the storm name, date and control zone.
STORM_OUTAGE_TYPE_KEY	Storm Outage Type Key	JOBS.STORMMAN_TYPE	Populated based on the storm outage type in the Jobs table.
CTRL_ZONE_SEC_KEY	Control Zone Key	JOBS.NCG	Populated based on the secondary control zone hierarchy of NCG from DDS_ALARM_LOG table.
EXCL_DETAIL_KEY	Excludable Detail Key	STORMAN_STORMS.ZO NE_IDX  STORMMAN_STORMS. STORM_NAME  STORMMAN_STORMS. STORM_DATE	Populated based on the storm level NCG, storm name, and storm name suffix from the CD_EXCL_DETAIL table.
EXCL_START_DATE_KEY	Exclusion Period Start Date Key	STORMMAN_STORMS. EX_STORM_START	Populated based on the start date part of the exclusion period.
EXCL_END_DATE_KEY	Exclusion Period End Date Key	STORMMAN_STORMS. EX_STORM_END	Populated with the end date part of the exclusion period.
EXCL_START_TIME_KEY	Exclusion Period Start Time Key	STORMMAN_STORMS. EX_STORM_START	Populated with the start time part of the exclusion period.
EXCL_END_TIME_KEY	Exclusion Period End Time Key	STORMMAN_STORMS. EX_STORM_END	Populated with the end time part of the exclusion period.
CURR_ACCEPT_TIME_KEY	Current Crew Accept Time Key	CREW_DISPATCHES.WH EN_HAPPENED	If the accept time is before the assign time, populate null. Else, populate accept time in the fact tables CF_RST_CREW and CF_RECENT_CREW.

Target Field	OAS Field	Source Field	Transformation Logic
CURR_ACCEPT_DATE_KEY	Current Crew Accept Date Key	CREW_DISPATCHES.WHEN_HAPPENED	If the accept date is before the assign date, populate null. Else, populate accept date in the fact tables CF_RST_CREW and CF_RECENT_CREW.
CURR_ARRIVE_TIME_KEY	Current Crew Arrive Time Key	CREW_DISPATCHES.WHEN_HAPPENED	If the arrive time is before the assign time, populate null or if arrive time is before the accept time, populate null. Else, populate the arrive time in the fact tables CF_RST_CREW and CF_RECENT_CREW.
CURR_ARRIVE_DATE_KEY	Current Crew Arrive Date Key	CREW_DISPATCHES.WHEN_HAPPENED	If the arrive date is before the assign date, populate null or if arrive date is before the accept date, populate null. Else, populate the arrive date in the fact tables CF_RST_CREW and CF_RECENT_CREW.
CURR_CMPL_TIME_KEY	Current Crew Completed Time Key	CREW_DISPATCHES.WHEN_HAPPENED	If the complete time is before the assign time, populate null, or if complete time is before the accept time, populate null, or complete time is before the arrive time, then populate null. Else, populate the complete time in the fact tables CF_RST_CREW and CF_RECENT_CREW.
CURR_CMPL_DATE_KEY	Current Crew Completed Date Key	CREW_DISPATCHES.WHEN_HAPPENED	If the complete date is before the assign date, populate null, or if complete date is before the accept date, populate null, or complete date is before the arrive date, then populate null. Else, populate the complete date in the fact tables CF_RST_CREW and CF_RECENT_CREW.
CREW_UDD1_KEY	Crew User Defined Dimension 1 Key		
CREW_UDD2_KEY	Crew User Defined Dimension 2 Key		
<b>User Defined Attributes</b>			
UDM1	User Defined Measure 1		
UDM2	User Defined Measure 2		
UDM3	User Defined Measure 3		

Target Field	OAS Field	Source Field	Transformation Logic
UDM4	User Defined Measure 4		
UDM5	User Defined Measure 5		
UDM6	User Defined Measure 6		
UDM7	User Defined Measure 7		
UDM8	User Defined Measure 8		
UDM9	User Defined Measure 9		
UDM10	User Defined Measure 10		
UDM11	User Defined Measure 11		
UDM12	User Defined Measure 12		
UDM13	User Defined Measure 13		
UDM14	User Defined Measure 14		
UDM15	User Defined Measure 15		
UDM16	User Defined Measure 16		
UDM17	User Defined Measure 17		
UDM18	User Defined Measure 18		
UDM19	User Defined Measure 19		
UDM20	User Defined Measure 20		
UDDGEN1	User Defined Degenerate Dimension 1		
UDDGEN2	User Defined Degenerate Dimension 2		
UDDGEN3	User Defined Degenerate Dimension 3		
UDDGEN4	User Defined Degenerate Dimension 4		
UDDGEN5	User Defined Degenerate Dimension 5		
UDDGENL1	User Defined Long Degenerate Dimension 1		
UDDGENL2	User Defined Long Degenerate Dimension 2		
UDDGENL3	User Defined Long Degenerate Dimension 3		
UDDGENL4	User Defined Long Degenerate Dimension 4		

Target Field	OAS Field	Source Field	Transformation Logic
UDDGENL5	User Defined Long Degenerate Dimension 5		
UDDFK1_KEY	User Defined Dimension Surrogate Key 1		
UDDFK2_KEY	User Defined Dimension Surrogate Key 2		
UDDFK3_KEY	User Defined Dimension Surrogate Key 3		
UDDFK4_KEY	User Defined Dimension Surrogate Key 4		
UDDFK5_KEY	User Defined Dimension Surrogate Key 5		
<b>Data Load Attributes</b>			
DATA_SOURCE_IND	Data Source Indicator	CES_PARAMETER.VALUE	<p>Populated with the DSI value on the source product instance configuration.</p> <p>The table is populated as part of the initial setup and the DSI value is extracted from the source system.</p>
JOB_NBR	Job Number		Populated with the ODI job execution session number.

## Recent Customer Outage

This fact stores the details of customers experiencing service interruptions based on the supply node log information from the source system. The actual list of customers experiencing the outage is retrieved from CES Customer History. Some of the measures captured in this fact are outage duration, CMI, number of momentary outages, etc.

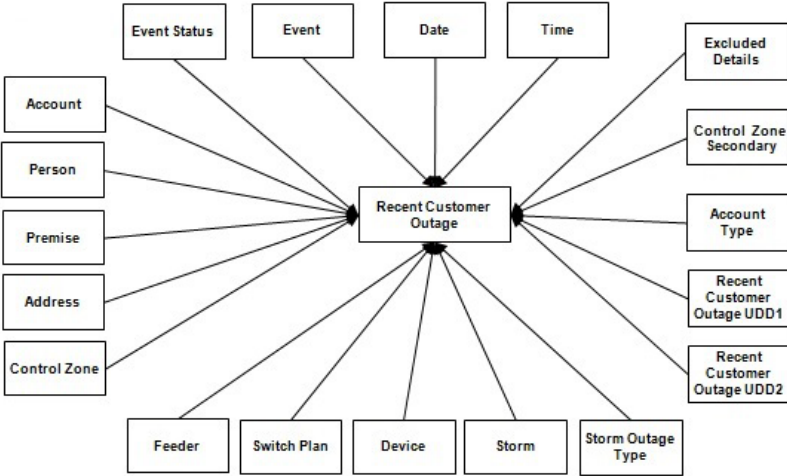
The fact stores details about all un-restored jobs as well as jobs restored within the last 'X' number of days. The value of 'X' days has to be configured using the Oracle Utilities Administration Tool.

See **Configuring Oracle Utilities Network Management System (NMS)** in the *Oracle Utilities Analytics Warehouse Installation and Configuration Guide* for more details.

The ETL job for this fact is configured to load data in near real-time (NRT). The primary purpose to configure it as NRT is to support tracking current (active) and relatively recent restored outages. The NRT data store can also be used to help gauge the ability of the existing resources to deal with a current storm to help determine if external/foreign (crew) resources are or are not required.

The “recent fact” data store is not intended to be a long-term repository and hence the purging mechanism based on a user configured 'X' number of days that is set in Oracle Utilities Administration Tool.

### Entity Relationship Diagram



### Properties

Property	Value
Target Table Name	CF_CUST_RECENT_OUTG
Table Type	Fact
Fact Type	Accumulation
Driver Table Name	JOBS J STORMMAN_STORMS

Property	Value
ODI Package Name	B1_PKG_CF_CUST_RECENT_OUTG
ETL View Name	B1_F_CUST_RECENT_OUTG_VW

**Fields**

Target Field	OAS Field	Source Field	Transformation Logic
<b>Surrogate Key</b>			
CUST_RECENT_OUTG_KEY	Recent Customer Outage Fact Surrogate Key		Populated with the sequence from SPL_CUST_RECENT_OUTG_SEQ.
<b>Natural Keys</b>			
SRC_ID	Source Outage ID	SUPPLY_NODE_LOG.ID	
<b>Measures</b>			
FACT_CNT	Count		Populated with the standard value of '1'.
OUTG_DURATION	Outage Duration		Populated with the difference between restored time and outage time, in minutes.
NUM_MOMENTARY	Number of Momentaries Covered	JOBS.NUM_MOMENTARIES	
CMI	CMI		Populated with the difference between restored time and outage time, in minutes.
EST_RST_DUR	Estimated Restoration Duration		Populated with the difference between jobs estimated restored time and begin time, in minutes.
DURATION_DEVIATION	Duration Deviation		Populated with the difference between jobs restored time and estimated restored time, in minutes.
<b>Degenerate Dimensions</b>			
BEGIN_DTTM	Begin Date Time	SUPPLY_NODE_LOG.OUTAGE_TIME	
RST_DTTM	Restored Date Time	SUPPLY_NODE_LOG.RESTORE_TIME	
EST_RST_DTTM	Estimated Restoration Date/Time	JOBS.EST_REST_TIME	

Target Field	OAS Field	Source Field	Transformation Logic
EXCL_START_DTTM	Exclusion Period Start Date/Time	STORMMAN_STORMS.EX_STORM_START	Populated based on NCG only when there is an excludable storm.
EXCL_END_DTTM	Exclusion Period End Date/Time	STORMMAN_STORMS.EX_STORM_END	Populated based on NCG only when there is an excludable storm.
RST_IND	Restored Indicator		Populated with 1 for all restored outages (supply node log restored time is not null). Else, populated with 0.
PLANNED_IND	Planned Indicator		Populated with 1 for all planned outages (SWMAN_SHEET_CATEGORY.SHEET_CATEGORY_NAME is not null). Else, it is populated with 0.
EXCLUDE_IND	Exclude Indicator	JOBS.J.STATE_VALUE  PICKLIST_INFO_UPD_TR.P.NO_DTR_FLAG  SWMAN_SHEET_CATEGORY.SHEET_CATEGORY_NAME	
OMS_EXCLUDE_IND	OMS Exclude Indicator		Populated with 1 when no_dtr_flag value is 'Y' in PICKLIST_INFO_UPD_TR table. Else, 0.
CANCELLED_IND	Cancelled Indicator		Populated with 1 based on the jobs state value. Else, it is populated with 0.
SRC_PREMISE_ID	Outage Premise ID	CES_CUSTOMER_HISTORY.SERV_LOC_ID	
SRC_PERSON_ID	Outage Person ID	CES_CUSTOMER_HISTORY.CUST_ID	
SRC_METER_ID	Outage Meter ID	CES_CUSTOMER_HISTORY.METER_ID	
DEVICE_ID	Outage Device ID	CES_CUSTOMER_HISTORY.DEVICE_ID	
MOM_OUTG_IND	Momentary Outage Indicator		Populated with 1 if outage duration is less than the momentary outage duration configured parameter value. Else, it is populated with 0.



Target Field	OAS Field	Source Field	Transformation Logic
<b>Foreign Keys</b>			
EVENT_KEY	Event Key		Populated with the event key.
EVENT_STATUS_KEY	Event Status Key		Populated with the event status.
ACCT_KEY	Account Key		Populated with the account ID.
PREM_KEY	Premise Key		Populated with the service location.
PER_KEY	Person Key		Populated with the customer ID.
METER_KEY	Meter Key		Populated with the meter ID.
ADDR_KEY	Address Key		Populated based on the service location.
BEGIN_DATE_KEY	Begin Date Key		Populated based on the outage begin date.
BEGIN_TIME_KEY	Begin Time Key		Populated based on the outage begin time.
RST_DATE_KEY	Restored Time Key		Populated based on the restored date.
RST_TIME_KEY	Restored Date Key		Populated based on the restored time.
EST_RST_TIME_KEY	Estimated Restored Time Key		Populated based on the estimated restored time.
EST_RST_DATE_KEY	Estimated Restored Date Key		Populated based on the estimated restored date.
CTRL_ZONE_KEY	Control Zone Key		Populated based on the primary control zone hierarchy of NCG from the DDS_ALARM_LOG table.
CAUSE_CTRL_ZONE_KEY	Cause Control Zone Key		Populated based on the jobs NCG.
CTRL_ZONE_SEC_KEY	Control Zone Sec Dimension Surrogate Key		Populated based on the secondary control zone hierarchy of NCG from DDS_ALARM_LOG table.
CAUSE_CTRL_ZONE_SEC_KEY	Control Zone Sec Dimension Surrogate Key		Populated based on the jobs NCG.
AFF_DEVICE_KEY	Device Dimension Surrogate Key		Populated based on the supply node device class and index.  If the damage report is mapped to a non-electrical device, then this field is populated with 0.

Target Field	OAS Field	Source Field	Transformation Logic
CAUSE_DEVICE_KEY	Device Dimension Surrogate Key		Populated based on the jobs device class and index.  If the damage report is mapped to a non-electrical device, then this field is populated with 0.
FEEDER_KEY	Feeder Key		Populated based on FEEDER_IDX and FEEDER_CLS.
SW_PLAN_KEY	Switch Plan Key		Populated based on jobs SWSHEET_IDX and SWSHEET_CLS.
STORM_KEY	Storm Key	STORMMAN_STORMS.S TORM_NAME  STORMMAN_STORMS.S TORM_DATE  STORMMAN_STORMS.Z ONE_IDX	Populated based on the storm name, date and control zone.  Storm affects the zones at higher level. Outages fall within the same zone and jobs begin time within the storm period is populated with the storm key.
STORM2_KEY	Storm 2 Key	STORMMAN_STORMS.S TORM_NAME  STORMMAN_STORMS.S TORM_DATE  STORMMAN_STORMS.Z ONE_IDX	Populated based on the storm name, date and control zone.
STORM3_KEY	Storm 3 Key	STORMMAN_STORMS.S TORM_NAME  STORMMAN_STORMS.S TORM_DATE  STORMMAN_STORMS.Z ONE_IDX	Populated based on the storm name, date and control zone.
EXCL2_DETAIL_KEY	Excludable 2 Detail Key	STORMMAN_STORMS.S TORM_NAME  STORMMAN_STORMS.S TORM_DATE  STORMMAN_STORMS.Z ONE_IDX	Populated based on the storm name, date and control zone.

Target Field	OAS Field	Source Field	Transformation Logic
EXCL3_DETAIL_KEY	Excludable 3 Detail Key	STORMMAN_STORMS.S TORM_NAME  STORMMAN_STORMS.S TORM_DATE  STORMMAN_STORMS.Z ONE_IDX	Populated based on the storm name, date and control zone.
STORM_OUTAGE_TYPE_KEY	Storm Outage Type Key		Populated based on the jobs' STORMMAN_TYPE.
PARENT_EVENT_KEY	Event Dimension Surrogate Key		Populated based on the parent event number.
OUTG_DUR_KEY	Outage Duration Key		Populated with the outage duration based on the RANGE_START and RANGE_END period.
EST_RST_DUR_KEY	Est Restoration Duration Surrogate key		Populated with the estimated restoration duration based on the RANGE_START and RANGE_END.
DURATION_DEVIATION_KEY	Duration Deviation Surrogate Key		Populated with duration deviation based on the RANGE_START and RANGE_END.
NETWORK_PREM_KEY	Network Premise Dimension Surrogate Key		Populated with the service location ID based on the customer history.
CREW_KEY	Crew Dimension Surrogate Key	CREW_DISPATCHES.CR EW_KEY  CREW_ASSIGNMENT.C REW_KEY	Populated based on the crew dispatched crew key.
ACCT_TYPE_KEY	Account Type Dimension Surrogate Key		Populated with account type based on the customer history.
EXCL_DETAIL_KEY	Excludable Detail Dimension Surrogate Key		Populated based on ZONE_IDX, NAME, DATE retrieved from STORMMAN_STORMS.
EXCL_START_DATE_KEY	Exclusion Period Start Date Key		Populated based on the exclusion detail start date.
EXCL_END_DATE_KEY	Exclusion Period End Date Key		Populated based on the exclusion detail end time.
EXCL_START_TIME_KEY	Exclusion Period Start Time Key		Populated based on the exclusion detail start time.

Target Field	OAS Field	Source Field	Transformation Logic
EXCL_END_TIME_KEY	Exclusion Period End Time Key		Populated based on the exclusion detail end time.
CUST_OUTG_UDD1_KEY	User Defined Dimension 1 Key		
CUST_OUTG_UDD2_KEY	User Defined Dimension 2 Key		
<b>User Defined Attributes</b>			
UDM1	User Defined Measure 1		
UDM2	User Defined Measure 2		
UDM3	User Defined Measure 3		
UDM4	User Defined Measure 4		
UDM5	User Defined Measure 5		
UDM6	User Defined Measure 6		
UDM7	User Defined Measure 7		
UDM8	User Defined Measure 8		
UDM9	User Defined Measure 9		
UDM10	User Defined Measure 10		
UDM11	User Defined Measure 11		
UDM12	User Defined Measure 12		
UDM13	User Defined Measure 13		
UDM14	User Defined Measure 14		
UDM15	User Defined Measure 15		
UDM16	User Defined Measure 16		
UDM17	User Defined Measure 17		
UDM18	User Defined Measure 18		
UDM19	User Defined Measure 19		
UDM20	User Defined Measure 20		
UDDGEN1	User Defined Degenerate Dimension 1		
UDDGEN2	User Defined Degenerate Dimension 2		
UDDGEN3	User Defined Degenerate Dimension 3		
UDDGEN4	User Defined Degenerate Dimension 4		

Target Field	OAS Field	Source Field	Transformation Logic
UDDGEN5	User Defined Degenerate Dimension 5		
UDDGENL1	User Defined Long Degenerate Dimension 1		
UDDGENL2	User Defined Long Degenerate Dimension 2		
UDDGENL3	User Defined Long Degenerate Dimension 3		
UDDGENL4	User Defined Long Degenerate Dimension 4		
UDDGENL5	User Defined Long Degenerate Dimension 5		
UDDFK1_KEY	User Defined Dimension Surrogate Key 1		
UDDFK2_KEY	User Defined Dimension Surrogate Key 2		
UDDFK3_KEY	User Defined Dimension Surrogate Key 3		
UDDFK4_KEY	User Defined Dimension Surrogate Key 4		
UDDFK5_KEY	User Defined Dimension Surrogate Key 5		
<b>Data Load Attributes</b>			
DATA_SOURCE_IND	Data Source Indicator	CES_PARAMETER.VALUE	Populated with the DSI value on the source product instance configuration.  The table is populated as part of the initial setup and the DSI value is extracted from the source system.
JOB_NBR	Job Number		Populated with the ODI job execution session number.
DATA_LOAD_DTTM	Data Load Date/Time		Populated with the load timestamp value.

# Recent Job

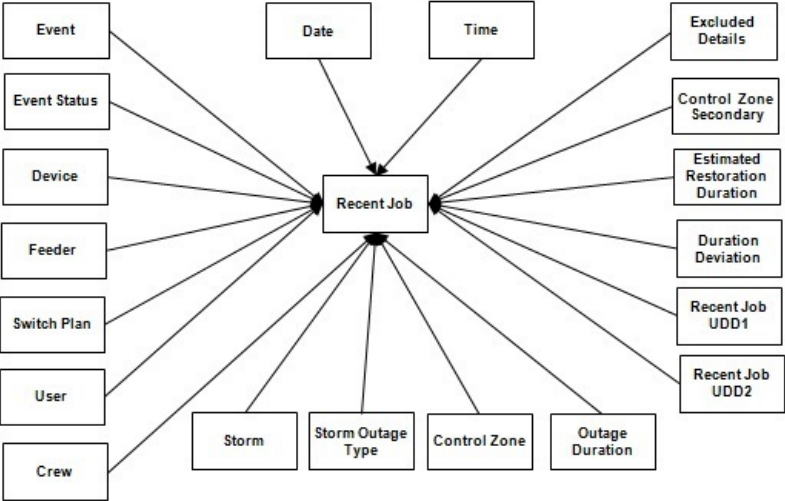
Stores job information from the source system. This fact stores KPIs, such as number of events, outage duration, restoration duration, resolved event count, etc. It also stores details about all un-restored jobs, as well as jobs restored within the last 'X' number of days. Value of 'X' days has to be configured using Oracle Utilities Administration Tool.

See **Configuring Oracle Utilities Network Management System (NMS)** in the *Oracle Utilities Analytics Warehouse Installation and Configuration Guide* for more details.

The ETL job for this fact is configured to load data in near real-time (NRT). The primary purpose to configure it as NRT is to support tracking current (active) and relatively recent restored outages. The NRT data store can also be used to help gauge the ability of the existing resources to deal with a current storm to help determine if external/foreign (crew) resources are or are not required.

The “recent fact” data store is not intended to be a long-term repository and hence there is a purging mechanism based on a user configured 'X' number of days set in the Oracle Utilities Administration Tool.

## Entity Relationship Diagram



## Properties

Property	Value
Target Table Name	CF_RECENT_JOB
Table Type	Fact
Fact Type	Accumulation
Driver Table Name	JOBS PICKLIST_INFO_UPD_TR
ODI Package Name	B1_PKG_CF_RECENT_JOB
ETL View Name	B1_F_RECENT_JOB_VW

---

**Fields**


---

Target Field	OAS Field	Source Field	Transformation Logic
<b>Surrogate Key</b>			
RECENT_JOB_KEY	Recent Job Fact Surrogate Key		Populated with the sequence from SPL_RECENT_JOB_SEQ.
<b>Natural Keys</b>			
SRC_JOB_NBR	Source Job Number	JOBS.NUMB	
<b>Measures</b>			
FACT_CNT	Count		Populated with the standard value of '1'.
OUTG_DURATION	Outage Duration	JOBS.RESTORE_TIME JOBS.BEGIN_TIME	Populated with the difference (in minutes) between the begin date/time and the actual restoration date/time of the job.
EST_RST_DUR	Outage Duration	JOBS.EST_REST_TIME JOBS.BEGIN_TIME	Populated with the difference (in minutes) between the begin date/time and the estimated restoration date/time of the job.
CUST_OUT	Customers Out	JOBS. NUM_CUST_OUT	Populated with the customer count experiencing outage.
CALL_RECVD	Calls Received	INCIDENTS. NUMB	Populated with the number of calls received by counting the number of incidents associated with the job.
DURATION_DEVIATION	Duration Deviation	JOBS. RESTORE_TIME JOBS. EST_REST_TIME	Populated with the difference (in minutes) between the actual restoration date/time and the estimated restoration date/time of the job.
CRIT_A	Critical Customer A Count	JOBS.CRIT_A	Populated with the total number of customers affected with type A criticality for the outage.
CRIT_B	Critical Customer B Count	JOBS.CRIT_B	Populated with the total number of customers affected with type B criticality for the outage.
CRIT_C	Critical Customer C Count	JOBS.CRIT_C	Populated with the total number of customers affected with type C criticality for the outage.

Target Field	OAS Field	Source Field	Transformation Logic
CRIT_D	Critical Customer D Count	JOBS.CRIT_D	Populated with the total number of customers affected with type D criticality for the outage.
CRIT_E	Critical Customer E Count	JOBS.CRIT_E	Populated with the total number of customers affected with type E criticality for the outage.
CRIT_F	Critical Customer F Count	JOBS.CRIT_F	Populated with the total number of customers affected with type F criticality for the outage.
CRIT_G	Critical Customer G Count	JOBS.CRIT_G	Populated with the total number of customers affected with type G criticality for the outage.
CRIT_H	Critical Customer H Count	JOBS.CRIT_H	Populated with the total number of customers affected with type H criticality for the outage.
CRIT_I	Critical Customer I Count	JOBS.CRIT_I	Populated with the total number of customers affected with type I criticality for the outage.
CRIT_J	Critical Customer J Count	JOBS.CRIT_J	Populated with the total number of customers affected with type J criticality for the outage.
CRIT_K	Critical Customer K Count	JOBS.CRIT_K	Populated with the total number of customers affected with type K criticality for the outage.
CRIT_L	Critical Customer L Count	JOBS.CRIT_L	Populated with the total number of customers affected with type L criticality for the outage.
CRIT_M	Critical Customer M Count	JOBS.CRIT_M	Populated with the total number of customers affected with type M criticality for the outage.
CRIT_N	Critical Customer N Count	JOBS.CRIT_N	Populated with the total number of customers affected with type N criticality for the outage.



Target Field	OAS Field	Source Field	Transformation Logic
CRIT_O	Critical Customer O Count	JOBS.CRIT_O	Populated with the total number of customers affected with type O criticality for the outage.
CRIT_P	Critical Customer P Count	JOBS.CRIT_P	Populated with the total number of customers affected with type P criticality for the outage.
CRIT_Q	Critical Customer Q Count	JOBS.CRIT_Q	Populated with the total number of customers affected with type Q criticality for the outage.
CRIT_R	Critical Customer R Count	JOBS.CRIT_R	Populated with the total number of customers affected with type R criticality for the outage.
CRIT_S	Critical Customer S Count	JOBS.CRIT_S	Populated with the total number of customers affected with type S criticality for the outage.
CRIT_T	Critical Customer T Count	JOBS.CRIT_T	Populated with the total number of customers affected with type T criticality for the outage.
CRIT_U	Critical Customer U Count	JOBS.CRIT_U	Populated with the total number of customers affected with type U criticality for the outage.
CRIT_V	Critical Customer V Count	JOBS.CRIT_V	Populated with the total number of customers affected with type V criticality for the outage.
CRIT_W	Critical Customer W Count	JOBS.CRIT_W	Populated with the total number of customers affected with type W criticality for the outage.
CRIT_X	Critical Customer X Count	JOBS.CRIT_X	Populated with the total number of customers affected with type X criticality for the outage.
CRIT_Y	Critical Customer Y Count	JOBS.CRIT_Y	Populated with the total number of customers affected with type Y criticality for the outage.

Target Field	OAS Field	Source Field	Transformation Logic
CRIT_Z	Critical Customer Z Count	JOBS.CRIT_Z	Populated with the total number of customers affected with type Z criticality for the outage.
<b>Degenerate Dimensions</b>			
RST_IND	Restored Indicator	JOBS.RESTORE_TIME	Populated with 1 for all restored outages (supply node log restored time is not null). Else, it is populated with 0.
PLANNED_IND	Planned Indicator	SWMAN_SHEET_CATE GORY.SHEET_CATEGO RY_NAME	Populated with 1 for all planned outages. Else, it is populated with 0.
EXCLUDE_IND	Exclude Indicator	JOBS.STATE_VALUE  PICKLIST_INFO_UPD_T R.NO_DTR_FLAG  SWMAN_SHEET_CATE GORY.SHEET_CATEGO RY_NAME	Populated with 1 for all excluded outages. Else, it is populated with 0.
OMS_EXCLUDE_IND	OMS Exclude Indicator	PICKLIST_INFO_UPD_T R.NO_DTR_FLAG	Populated based on the NO_DTR_FLAG. If this is 'Y', the field is populated with '1'. Else, '0'.
CANCELLED_IND	Cancelled Indicator	JOBS.STATE_VALUE	Populated based on the STATE_VALUE. If this is 1024, then the indicator is populated with '1'. Else, with '0'.
BEGIN_DTTM	Begin Date Time	JOBS.BEGIN_TIME	
RST_DTTM	Restored Date Time	JOBS.RESTORE_TIME	
COMPLETION_DTTM	Completion Time	JOBS.JOB_COMPLETE_ TIME	
EXCL_START_DTTM	Exclusion Period Start Date/Time	STORMMAN_STORMS. EX_STORM_START	Populated with begin time only when there's excludable storm based on NCG.
EXCL_END_DTTM	Exclusion Period End Date/Time	STORMMAN_STORMS. EX_STORM_END	Populated with end time only when there's excludable storm based on NCG.
<b>Foreign Keys</b>			
EVENT_KEY	Event Key	JOBS.NUMB	Populated based on the event.
EVENT_STATUS_KEY	Event Status Key	JOBS.STATUS	Populated based on the event status.

Target Field	OAS Field	Source Field	Transformation Logic
BEGIN_DATE_KEY	Begin Date Key	JOBS.BEGIN_TIME	Populated based on the data part of the CD_DATE dimension.
BEGIN_TIME_KEY	Begin Time Key	JOBS.BEGIN_TIME	Populated based on the time part of the CD_TIME dimension.
RST_TIME_KEY	Restored Time Key	JOBS.RESTORE_TIME	Populated based on the time part of the CD_TIME dimension.
RST_DATE_KEY	Restored Date Key	JOBS.RESTORE_TIME	Populated based on the date part of the CD_DATE dimension.
EST_RST_TIME_KEY	Estimated Restored Time Key	JOBS.EST_REST_TIME	Populated based on the time part of the CD_TIME dimension.
EST_RST_DATE_KEY	Estimated Restored Date Key	JOBS.EST_REST_TIME	Populated based on the date part of the CD_DATE dimension.
CTRL_ZONE_KEY	Control Zone Key	JOBS.NCG	Populated based on the primary control zone hierarchy of NCG from the DDS_ALARM_LOG table.
DEVICE_KEY	Device Key	JOBS.H_IDX JOBS.H_CLS	If H_IDX and H_CLS is '0', then populate DEVICE_KEY as '0'.
CMPL_USER_KEY	Completed User Key	WHO_COMPLETED.USER_NAME	Populated based on the users who completed the tasks.
RESP_USER_KEY	Responsible User Key	WHO_RESPONSIBLE.USER_NAME	Populated based on the responsible user key in the CD_USER table.
CREW_KEY	Crew Key	CREW_DISPATCHES.CREW_KEY CREW_ASSIGNMENT.CREW_KEY	Populated based on the crew details in the CREW_DISPATCHES table.
FEEDER_KEY	Feeder Key	JOBS.FEEDER_CLS JOBS.FEEDER_IDX	Populated with 0 if FEEDER_IDX and FEEDER_CLS are 0.
SW_PLAN_KEY	Switch Plan Key	JOBS.SWSHEET_IDX JOBS.SWSHEET_CLS	Populated with 0 if SWSHEET_IDX and SWSHEET_CLS are 0.

Target Field	OAS Field	Source Field	Transformation Logic
STORM_KEY	Storm Key	STORMMAN_STORMS.S TORM_NAME  STORMMAN_STORMS.S TORM_DATE  STORMMAN_STORMS.Z ONE_IDX	Populated based on the storm name, date and control zone.
STORM2_KEY	Storm 2 Key	STORMMAN_STORMS.S TORM_NAME  STORMMAN_STORMS.S TORM_DATE  STORMMAN_STORMS.Z ONE_IDX	Populated based on the storm name, date and control zone.
STORM3_KEY	Storm 3 Key	STORMMAN_STORMS.S TORM_NAME  STORMMAN_STORMS.S TORM_DATE  STORMMAN_STORMS.Z ONE_IDX	Populated based on the storm name, date and control zone.
STORM_OUTAGE_TYPE_KEY	Storm Outage Type Key	JOBS.STORMMAN_TYPE	Populated based on the storm outage type from the CD_STORM_OUTAGE_TYPE table.
EXCL2_DETAIL_KEY	Excludable 2 Detail Key	STORMMAN_STORMS.S TORM_NAME  STORMMAN_STORMS.S TORM_DATE  STORMMAN_STORMS.Z ONE_IDX	
EXCL3_DETAIL_KEY	Excludable 3 Detail Key	STORMMAN_STORMS.S TORM_NAME  STORMMAN_STORMS.S TORM_DATE  STORMMAN_STORMS.Z ONE_IDX	
PARENT_EVENT_KEY	Parent Event Key	PARENT_EVENT.NUMB  JOBS.NUMB	Populated with parent event from the CD_EVENT table.

Target Field	OAS Field	Source Field	Transformation Logic
OUTG_DUR_KEY	Outage Duration	JOBS.RESTORE_TIME JOBS.BEGIN_TIME	Populated with the outage duration (different between start range and end range).
EST_RST_DUR_KEY	Estimated Restoration Duration	JOBS.EST_REST_TIME JOBS.BEGIN_TIME	Populated with the estimated restoration duration.
DURATION_DEVIATION_KEY	Duration Deviation	JOBS.RESTORE_TIME JOBS.EST_REST_TIME	Populated with duration deviation (outage duration is between start range and end range).
CUST_OUT_KEY	Customers Out Key	JOBS.NUM_CUST_OUT	Populated with number of customers experiencing outage.
COMPLETION_DATE_KEY	Completion Date Key	JOBS.JOB_COMPLETE_TIME	Populated with the completion date.
COMPLETION_TIME_KEY	Completion Time Key	JOBS.JOB_COMPLETE_TIME	Populated with the completion time.
CTRL_ZONE_SEC_KEY	Control Zone Sec Key	JOBS.NCG	Populated based on the secondary control zone hierarchy of NCG from DDS_ALARM_LOG table.
EXCL_DETAIL_KEY	Excludable Detail Key	STORMMAN_STORMS.ZONE_IDX  STORMMAN_STORMS.STORM_NAME  STORMMAN_STORMS.STORM_DATE	Populated based on the storm level NCG, storm name, and storm name suffix.
EXCL_START_DATE_KEY	Exclusion Period Start Date Key	STORMMAN_STORMS.EX_STORM_START	Populated based on the date part in the CD_DATE table.
EXCL_END_DATE_KEY	Exclusion Period End Date Key	STORMMAN_STORMS.EX_STORM_END	Populated based on the date part in the CD_DATE table.
EXCL_START_TIME_KEY	Exclusion Period Start Time Key	STORMMAN_STORMS.EX_STORM_START	Populated based on the time part in the CD_TIME table.
EXCL_END_TIME_KEY	Exclusion Period End Time Key	STORMMAN_STORMS.EX_STORM_END	Populated based on the time part in the CD_TIME table.
JOB_UDD1_KEY	User Defined Dimension 1 Key		
JOB_UDD2_KEY	User Defined Dimension 2 Key		
<b>User Defined Attributes</b>			
UDM1	User Defined Measure 1		
UDM2	User Defined Measure 2		

Target Field	OAS Field	Source Field	Transformation Logic
UDM3	User Defined Measure 3		
UDM4	User Defined Measure 4		
UDM5	User Defined Measure 5		
UDM6	User Defined Measure 6		
UDM7	User Defined Measure 7		
UDM8	User Defined Measure 8		
UDM9	User Defined Measure 9		
UDM10	User Defined Measure 10		
UDM11	User Defined Measure 11		
UDM12	User Defined Measure 12		
UDM13	User Defined Measure 13		
UDM14	User Defined Measure 14		
UDM15	User Defined Measure 15		
UDM16	User Defined Measure 16		
UDM17	User Defined Measure 17		
UDM18	User Defined Measure 18		
UDM19	User Defined Measure 19		
UDM20	User Defined Measure 20		
UDDGEN1	User Defined Degenerate Dimension 1		
UDDGEN2	User Defined Degenerate Dimension 2		
UDDGEN3	User Defined Degenerate Dimension 3		
UDDGEN4	User Defined Degenerate Dimension 4		
UDDGEN5	User Defined Degenerate Dimension 5		
UDDGENL1	User Defined Long Degenerate Dimension 1		
UDDGENL2	User Defined Long Degenerate Dimension 2		
UDDGENL3	User Defined Long Degenerate Dimension 3		

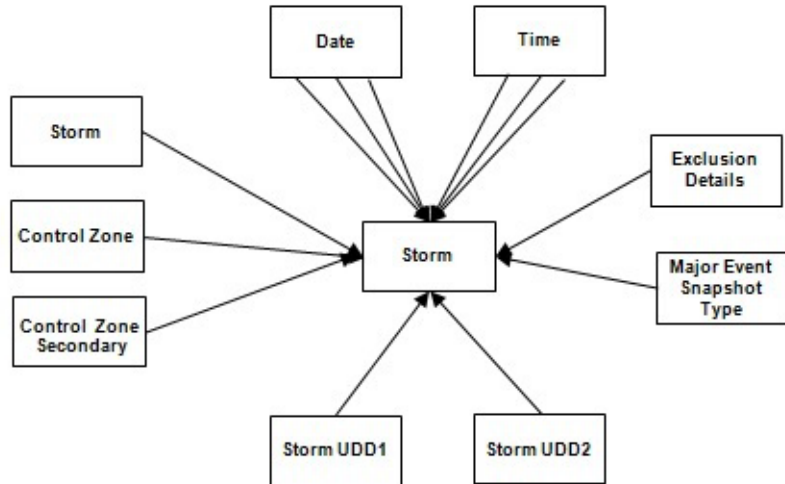
Target Field	OAS Field	Source Field	Transformation Logic
UDDGENL4	User Defined Long Degenerate Dimension 4		
UDDGENL5	User Defined Long Degenerate Dimension 5		
UDDFK1_KEY	User Defined Dimension Surrogate Key 1		
UDDFK2_KEY	User Defined Dimension Surrogate Key 2		
UDDFK3_KEY	User Defined Dimension Surrogate Key 3		
UDDFK4_KEY	User Defined Dimension Surrogate Key 4		
UDDFK5_KEY	User Defined Dimension Surrogate Key 5		
<b>Data Load Attributes</b>			
DATA_SOURCE_IND	Data Source Indicator	CES_PARAMETER. VALUE	Populated with the DSI value on the source product instance configuration.  The table is populated as part of the initial setup and the DSI value is extracted from the source system.
JOB_NBR	Job Number		Populated with the ODI job execution session number.

## Storm

Captures various metrics (such as CI, CMI, MCI, events, and damage assessments) for every hour a storm was active. This fact caters to the various KPI requirements in the **Storm Analysis** dashboard in the Oracle Utilities Analytics Warehouse application.

**Note:** Though this is an accumulation fact, all measures have to be computed on an hourly basis till the end of the storm. This helps to update the computed measures for any changes in the source system. Measures are calculated for every storm at the beginning hour (based on the storm's start date).

## Entity Relationship Diagram



## Properties

Property	Value
Target Table Name	CF_STORM
Table Type	Fact
Fact Type	Accumulation
Driver Table Name	STORMMAN_STORMS
ODI Package Name	B1_PKG_CF_STORM
ETL View Name	B1_F_STORM_VW

## Fields

Target Field	OAS Field	Source Field	Transformation Logic
<b>Surrogate Key</b>			
STORM_F_KEY	Storm Fact Surrogate Key		Populated with the sequence from B1_STORM_SEQ.
<b>Natural Keys</b>			
SRC_STORM_NAME	Storm Name	CD_STORM.SRC_STORM_NAME	
SRC_STORM_NAME_SFX	Storm Name Suffix	CD_STORM.SRC_STORM_NAME_SFX	
SRC_NCG_ID	Source NCG ID	STORMMAN_STORMS.ZONE_ID	



Target Field	OAS Field	Source Field	Transformation Logic
MAJ_EVT_SNAP_TYPE_CD	Major Event Snapshot Type	CD_MJR_EVT_SNAP_TY PE.SNAP_TYPE_CD	
<b>Measures</b>			
FACT_CNT	Count		Populated with the standard value of '1'.
CI	Customers Interrupted	CF_CUST_RST_OUTG.S UM(FACT_CNT)	Populated with the count of customers interrupted.
CMI	Customer Minutes Interrupted	CF_CUST_RST_OUTG.B EGIN_DTTM  CF_CUST_RST_OUTG.RS T_DTTM	Populated with the customer minutes interrupted.
MCI	Momentary Customers Interrupted	CF_CUST_RST_OUTG.S UM(FACT_CNT)	Populated with the count of momentary customer interruptions.
SAIDI	SAIDI	CF_CUST_RST_OUTG.B EGIN_DTTM  CF_CUST_RST_OUTG.RS T_DTTM	Populated with customer minutes interrupted by number of customers served.
SAIFI	SAIFI		Populated with the sum of customer interruptions divided by number of customer served.
MAIFI	MAIFI		Populated with the sum of momentary customer interruptions divided by number of customer served.
CAIDI	CAIDI		Populated with the number of customer minutes interrupted divided by the number of customer interruptions.
NUM_NEW_CUST_OUT	New Customers Out		Populated with count of customers that went out only during that hour (begin date/time fall in that hour).
NUM_CUST_RST	Customers Restored		Populated with count of customers restored during that hour (the RST_DTTM fall in that hour).
NUM_CUST_REMAIN_OUT	Customers Remaining Out		Populated with the remaining customers out.  Total Number of Customer Out – Customers Restored in that hour.

Target Field	OAS Field	Source Field	Transformation Logic
NUM_NEW_EVENT	New Events		Populated with the count of jobs created during that hour.
NUM_CLOSED_EVENT	Closed Events		Populated with the count of jobs restored during that hour.
NUM_REMAIN_EVENT	Remaining Events		Populated with number of remaining events.  Total Events - Closed Events
<b>Degenerate Dimensions</b>			
STATISTICS_DTTM	Statistics Date/Time	LEAST OF STORM_START AND EX_STORM_START TILL GREATEST OF STORM_END AND EX_STORM_END	Populate for every hour starting from least of (STORM_START and EX_STORM_START) till greatest of (STORM_END and EX_STORM_END) in the STORMMAN_STORMS table.  In case of an active storm, load till SYSDATE and populate the hour end time.  Example: For 9th hour, the statistics DTTM is populated as: 09:59:59.
EXCL_START_DTTM	Exclusion Period Start Date/Time	STORMMAN_STORMS. EX_STORM_START	
EXCL_END_DTTM	Exclusion Period End Date/Time	STORMMAN_STORMS. EX_STORM_END	
<b>Foreign Keys</b>			
CTRL_ZONE_KEY	Control Zone Key	JOBS.NCG	Populated based on the primary control zone hierarchy of NCG from the DDS_ALARM_LOG table.
STORM_KEY	Storm Key	STORMMAN_STORMS.S TORM_NAME  STORMMAN_STORMS.S TORM_DATE  STORMMAN_STORMS.Z ONE_IDX	Populated based on the storm name, date and control zone.

Target Field	OAS Field	Source Field	Transformation Logic
CTRL_ZONE_SEC_KEY	Control Zone Sec Key	JOBS.NCG	Populated from CD_CTRL_ZONE_SEC dimension's surrogate key based on NCG ID and records effective date/time is between effective start and end date/time of dimension.
EXCL_DETAIL_KEY	Excludable Detail Key	STORMMAN_STORMS.ZONE_IDX  STORMMAN_STORMS.STORM_NAME  STORMMAN_STORMS.STORM_DATE	Populated based on the storm level NCG, storm name, and storm name suffix from the CD_EXCL_DETAIL table.
EXCL_START_DATE_KEY	Exclusion Period Start Date Key	STORMMAN_STORMS.EX_STORM_START	Populated based on the exclusion detail start date.
EXCL_END_DATE_KEY	Exclusion Period End Date Key	STORMMAN_STORMS.EX_STORM_END	Populated based on the exclusion detail end time.
EXCL_START_TIME_KEY	Exclusion Period Start Time Key	STORMMAN_STORMS.EX_STORM_START	Populated based on the exclusion detail start time.
EXCL_END_TIME_KEY	Exclusion Period End Time Key	STORMMAN_STORMS.EX_STORM_END	Populated based on the exclusion detail end time.
STORM_UDD1_KEY	Storm User Defined Dimension 1 Surrogate Key		
STORM_UDD2_KEY	Storm User Defined Dimension 2 Surrogate Key		
<b>User Defined Attributes</b>			
UDM1	User Defined Measure 1		
UDM2	User Defined Measure 2		
UDM3	User Defined Measure 3		
UDM4	User Defined Measure 4		
UDM5	User Defined Measure 5		
UDM6	User Defined Measure 6		
UDM7	User Defined Measure 7		
UDM8	User Defined Measure 8		
UDM9	User Defined Measure 9		
UDM10	User Defined Measure 10		
UDM11	User Defined Measure 11		
UDM12	User Defined Measure 12		

Target Field	OAS Field	Source Field	Transformation Logic
UDM13	User Defined Measure 13		
UDM14	User Defined Measure 14		
UDM15	User Defined Measure 15		
UDM16	User Defined Measure 16		
UDM17	User Defined Measure 17		
UDM18	User Defined Measure 18		
UDM19	User Defined Measure 19		
UDM20	User Defined Measure 20		
UDDGEN1	User Defined Degenerate Dimension 1		
UDDGEN2	User Defined Degenerate Dimension 2		
UDDGEN3	User Defined Degenerate Dimension 3		
UDDGEN4	User Defined Degenerate Dimension 4		
UDDGEN5	User Defined Degenerate Dimension 5		
UDDGENL1	User Defined Long Degenerate Dimension 1		
UDDGENL2	User Defined Long Degenerate Dimension 2		
UDDGENL3	User Defined Long Degenerate Dimension 3		
UDDGENL4	User Defined Long Degenerate Dimension 4		
UDDGENL5	User Defined Long Degenerate Dimension 5		
UDDFK1_KEY	User Defined Dimension Surrogate Key 1		
UDDFK2_KEY	User Defined Dimension Surrogate Key 2		
UDDFK3_KEY	User Defined Dimension Surrogate Key 3		
UDDFK4_KEY	User Defined Dimension Surrogate Key 4		

---

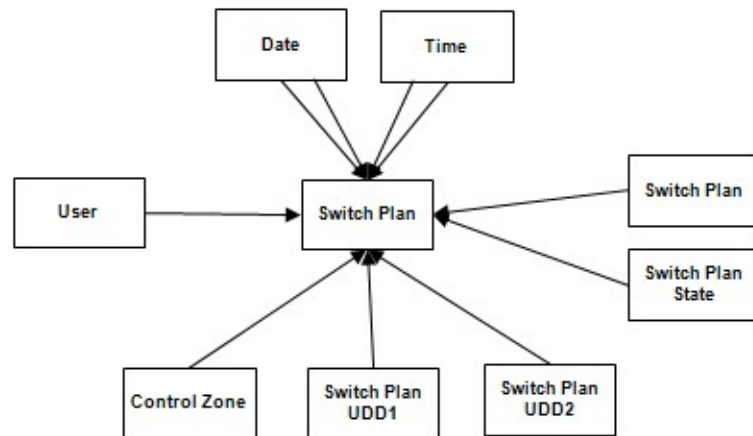
Target Field	OAS Field	Source Field	Transformation Logic
UDDFK5_KEY	User Defined Dimension Surrogate Key 5		
<b>Data Load Attributes</b>			
DATA_SOURCE_IND	Data Source Indicator	CES_PARAMETER. VALUE	Populated with the DSI value on the source product instance configuration.  The table is populated as part of the initial setup and the DSI value is extracted from the source system.
JOB_NBR	Job Number		Populated with the ODI job execution session number.

---

## Switch Plan

Supports KPIs, such as number of steps, number of aborted/failed steps, and number of safety documents.

### Entity Relationship Diagram



### Properties

Property	Value
Target Table Name	CF_SW_PLAN
Table Type	Fact
Fact Type	Accumulation
Driver Table Name	SWMAN_SHEET S
ODI Package Name	B1_PKG_CF_SW_PLAN
ETL View Name	B1_F_SW_PLAN_VW

### Fields

Target Field	OAS Field	Source Field	Transformation Logic
<b>Surrogate Key</b>			
SW_PLAN_F_KEY	Switch Plan Fact Surrogate Key		Populated with the sequence from SPL_SW_PLAN_SEQ.
<b>Natural Keys</b>			
SRC_SW_PLAN_CLS	Switch Plan Class	SWMAN_SHEET.SWITC H_SHEET_CLS	
SRC_SW_PLAN_IDX	Switch Plan Index	SWMAN_SHEET.SWITC H_SHEET_IDX	

Target Field	OAS Field	Source Field	Transformation Logic
<b>Measures</b>			
FACT_CNT	Count		Populated with the standard value of '1'.
DURATION	Duration		Populated with the difference (in minutes) between Switch Plan Begin Date and End Date.  (Switch Plan End - Switch Plan Begin) * 1440
NBR_OF_STEPS	Number of Steps		Populated with the number of steps present in SWMAN_STEP (SWMAN_STEP.COUNT(*)) for a switch plan class and index.
NBR_OF_FAILED_STEPS	Number of Failed Steps		Populated with the number of failed switching plan steps.
NBR_OF_ABORTED_STEPS	Number of Aborted Steps		Populated with the number of aborted switching plan steps.
NBR_OF_SAFETY_DOCS	Number of Safety Documents	SWMAN_SAFETY_DOCS.ID	
<b>Degenerate Dimensions</b>			
BEGIN_DTTM	Begin Date/Time	Switch Plan Begin.WHEN_ISSUED	
END_DTTM	End Date/Time	Switch Plan End.WHEN_EXECUTED	
FINISH_DTTM	Finish Date/Time	SWMAN_SHEET.FINISH_DATE	
<b>Foreign Keys</b>			
BEGIN_DATE_KEY	Begin Date Key		Populated based on the date part of switch plan begin WHEN_ISSUED.
BEGIN_TIME_KEY	Begin Time Key		Populated based on the time part of switch plan begin WHEN_ISSUED.
END_DATE_KEY	End Date Key		Populated based on the date part of Switch Plan End.WHEN_EXECUTED.
END_TIME_KEY	End Time Key		Populated based on the time part of Switch Plan End.WHEN_EXECUTED.

Target Field	OAS Field	Source Field	Transformation Logic
FINISH_DATE_KEY	Finish Date Key		Populated based on the date part of SWMAN_SHEET.FINISH_DATE.
FINISH_TIME_KEY	Finish Time Key		Populated based on the time part of SWMAN_SHEET.FINISH_DATE.
SW_PLAN_KEY	Switch Plan Key		Populated based on:  SWMAN_SHEET.SWITCH_SHEET_CLS  SWMAN_SHEET.SWITCH_SHEET_IDX
SW_PLAN_STATE_KEY	Switch Plan State Key		Populated based on SWMAN_SHEET.STATE_KEY.
USER_KEY1	User1		Populated with '0'.
USER_KEY2	User2		Populated with '0'.
USER_KEY3	User3		Populated with '0'.
USER_KEY4	User4		Populated with '0'.
USER_KEY5	User5		Populated with '0'.
USER_KEY6	User6		Populated with '0'.
USER_KEY7	User7		Populated with '0'.
USER_KEY8	User8		Populated with '0'.
CTRL_ZONE_KEY	Control Zone Dimension Surrogate Key		Populated based on the primary control zone hierarchy of NCG from the DDS_ALARM_LOG table.
CTRL_ZONE_SEC_KEY	Control Zone Sec Dimension Surrogate Key		Populate from CD_CTRL_ZONE_SEC dimension's surrogate key based on NCG ID and records effective date/time is between effective start and end date/time of dimension.
SW_PLAN_UDD1_KEY	Switch Plan User Defined Dimension 1 Surrogate Key		
SW_PLAN_UDD2_KEY	Switch Plan User Defined Dimension 2 Surrogate Key		



Target Field	OAS Field	Source Field	Transformation Logic
<b>User Defined Attributes</b>			
UDM1	User Defined Measure 1		
UDM2	User Defined Measure 2		
UDM3	User Defined Measure 3		
UDM4	User Defined Measure 4		
UDM5	User Defined Measure 5		
UDM6	User Defined Measure 6		
UDM7	User Defined Measure 7		
UDM8	User Defined Measure 8		
UDM9	User Defined Measure 9		
UDM10	User Defined Measure 10		
UDM11	User Defined Measure 11		
UDM12	User Defined Measure 12		
UDM13	User Defined Measure 13		
UDM14	User Defined Measure 14		
UDM15	User Defined Measure 15		
UDM16	User Defined Measure 16		
UDM17	User Defined Measure 17		
UDM18	User Defined Measure 18		
UDM19	User Defined Measure 19		
UDM20	User Defined Measure 20		
UDDGEN1	User Defined Degenerate Dimension 1		
UDDGEN2	User Defined Degenerate Dimension 2		
UDDGEN3	User Defined Degenerate Dimension 3		
UDDGEN4	User Defined Degenerate Dimension 4		
UDDGEN5	User Defined Degenerate Dimension 5		
UDDGENL1	User Defined Long Degenerate Dimension 1		
UDDGENL2	User Defined Long Degenerate Dimension 2		

Target Field	OAS Field	Source Field	Transformation Logic
UDDGENL3	User Defined Long Degenerate Dimension 3		
UDDGENL4	User Defined Long Degenerate Dimension 4		
UDDGENL5	User Defined Long Degenerate Dimension 5		
UDDFK1_KEY	User Defined Dimension Surrogate Key 1		
UDDFK2_KEY	User Defined Dimension Surrogate Key 2		
UDDFK3_KEY	User Defined Dimension Surrogate Key 3		
UDDFK4_KEY	User Defined Dimension Surrogate Key 4		
UDDFK5_KEY	User Defined Dimension Surrogate Key 5		
<b>Data Load Attributes</b>			
DATA_SOURCE_IND	Data Source Indicator	CES_PARAMETER. VALUE	Populated with the DSI value on the source product instance configuration.  The table is populated as part of the initial setup and the DSI value is extracted from the source system.
JOB_NBR	Job Number		Populated with the ODI job execution session number.

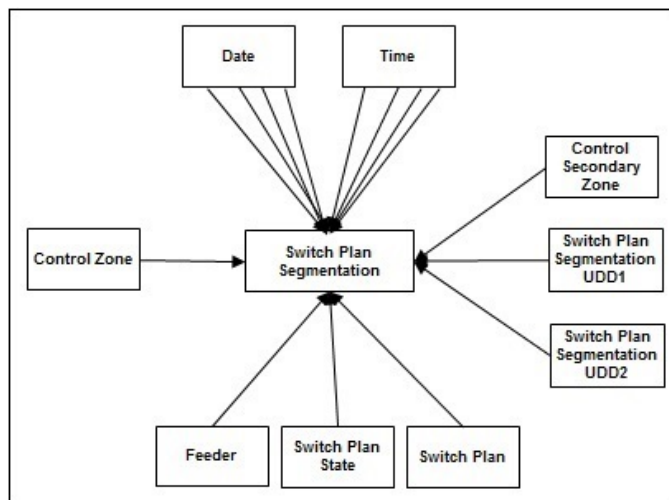
## Switch Plan Segmentation

Captures the customer related outage information at a switch plan and feeder level for switch plan segments.

A switch plan is associated to multiple events (outage associated to the switch plan). It is a time period created using the earliest starting time of the outages associated with the switch plan and updated when the number of customers out due to an outage changes due to the outage restoration or due to a new outage associated to the switch plan.

This fact stores the outage metrics for switch plan computed for every such segment. It is dependent on the [Customer Outage](#) fact (CF\_CUST\_RST\_OUTG). It should be processed when the [Outage](#) fact is processed. Since this fact stores information at a switch plan level and at a feeder level, all the measures need to be computed at the switch plan and feeder level.

### Entity Relationship Diagram



### Properties

Property	Value
Target Table Name	CF_SW_PLAN_SEG
Table Type	Fact
Fact Type	Accumulation
Driver Table Name	SWMAN_SHEET
	B1_BR_SW_PLAN_JOBS
	CF_CUST_RST_OUTG
ODI Package Name	B1_PKG_CF_SW_PLAN_SEG
ETL View Name	B1_F_SW_PLAN_SEG_VW

---

**Fields**


---

Target Field	OAS Field	Source Field	Transformation Logic
<b>Surrogate Key</b>			
SW_PLAN_SEG_KEY	Switch Plan Segmentation Key		Populated with the sequence from B1_SW_PLAN_SEG_SEQ.
<b>Natural Keys</b>			
SRC_SW_PLAN_CLS	Switch Plan Class	SWMAN_SHEET.SWITCH_SHEET_CLS	
SRC_SW_PLAN_IDX	Switch Plan Index	SWMAN_SHEET.SWITCH_SHEET_IDX	
SRC_NCG_ID	Control Zone ID	CD_CTRL_ZONE.SRC_NCG_ID	Populated based on the FEEDER_KEY from <a href="#">Customer Outage</a> fact.
<b>Measures</b>			
FACT_CNT	Count		Populated with the standard value of '1'.
SEG_SEQ	Segmentation Sequence		Populated as a sequence value (beginning with 1) for all segments of the switch plan.
NUM_NEW_CUST_OUT	Number of New Customers Out		Retrieves the customer count impacted due to outage associated with the switch plan from the <a href="#">Customer Outage</a> table.
NUM_CUST_RST	Number of Customers Restored		Retrieves the total count of customers restored for the outage associated with the switch plan.
NUM_CUST_REMAIN_OUT	Number of Customers Remaining Out		Populated with the difference in the running sum of Customer Out (NUM_NEW_CUST_OUT) and the running sum of Customer Restored (NUM_CUST_RST).
<b>Degenerate Dimensions</b>			
SEG_START_DTTM	Segmentation Start Date Time	CF_CUST_RST_OUTG.BEGIN_DTTM  CF_CUST_RST_OUTG.RST_DTTM	Populated with the start date and time of the new outage.

---

Target Field	OAS Field	Source Field	Transformation Logic
SEG_END_DTTM	Segmentation End Date Time	CF_CUST_RST_OUTG.BEGIN_DTTM  CF_CUST_RST_OUTG.RST_DTTM	Populated with the end date and time of the new outage.
SW_PLAN_BEGIN_DTTM	Switch Plan Begin Date Time	SWMAN_SHEET.START_DATE	Populated with SWMAN_SHEET.START_DATE.
SW_PLAN_END_DTTM	Switch Plan End Date Time	SWMAN_SHEET.COMPLETED_DATE	Populated with SWMAN_SHEET.COMPLETED_DATE.
<b>Foreign Keys</b>			
SW_PLAN_KEY	Switch Plan Key	SWMAN_SHEET.SRC_SWITCH_SHEET_CLS  SWMAN_SHEET.SRC_SWITCH_SHEET_IDX	Populated based on:  SWMAN_SHEET.SRC_SWITCH_SHEET_CLS  SWMAN_SHEET.SRC_SWITCH_SHEET_IDX
FEEDER_KEY	Feeder Key	CF_CUST_RST_OUTG.FEEDER_KEY	Populated with FEEDER_KEY from the <a href="#">Customer Outage</a> fact.
CTRL_ZONE_KEY	Control Zone Key	CF_CUST_RST_OUTG.CTRL_ZONE_KEY	Populated with CTRL_ZONE_KEY from the <a href="#">Customer Outage</a> fact.
SW_PLAN_STATE_KEY	Switch Plan State Key	SWMAN_SHEET.STATE_KEY	Populated based on SWMAN_SHEET.STATE_KEY.
SW_PLAN_BEGIN_DATE_KEY	Switch Plan Begin Date Key		Populated based on the date part of the start of the switch plan.
SW_PLAN_BEGIN_TIME_KEY	Switch Plan Begin Time Key		Populated based on the time part of the start of the switch plan.
SW_PLAN_END_DATE_KEY	Switch Plan End Date Key		Populated based on the date part of the end of the switch plan.
SW_PLAN_END_TIME_KEY	Switch Plan End Time Key		Populated based on the time part of the end of the switch plan.
SEG_START_DATE_KEY	Segmentation Start Date Key		Populated based on the date part of segment start.
SEG_START_TIME_KEY	Segmentation Start Time Key		Populated based on the time part of segment start.

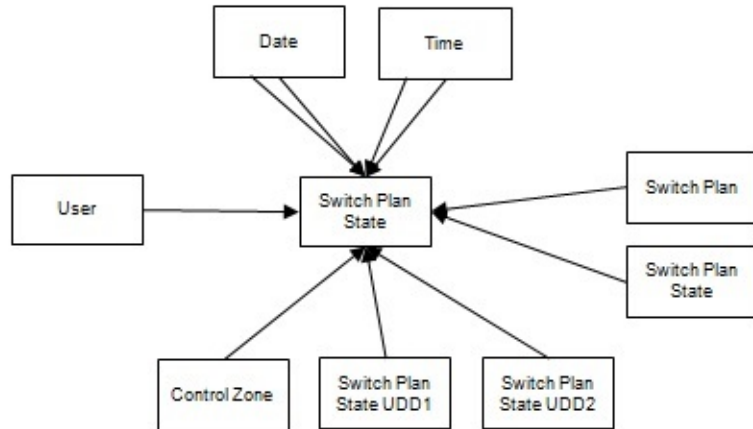
Target Field	OAS Field	Source Field	Transformation Logic
SEG_END_DATE_KEY	Segmentation End Date Key		Populated based on the date part of segment end.
SEG_END_TIME_KEY	Segmentation End Time Key		Populated based on the time part of segment end.
CTRL_ZONE_SEC_KEY	Control Zone Sec Dimension Surrogate Key	CF_CUST_RST_OUTG.CTRL_ZONE_SEC_KEY	Populated with CTRL_ZONE_KEY from the <a href="#">Customer Outage</a> fact.
SW_PLAN_SEG_UDD1_KEY	Switch Plan Segmentation User Defined Dimension 1 Surrogate Key		
SW_PLAN_SEG_UDD2_KEY	Switch Plan Segmentation User Defined Dimension 2 Surrogate Key		
<b>User Defined Attributes</b>			
UDM1	User Defined Measure 1		
UDM2	User Defined Measure 2		
UDM3	User Defined Measure 3		
UDM4	User Defined Measure 4		
UDM5	User Defined Measure 5		
UDM6	User Defined Measure 6		
UDM7	User Defined Measure 7		
UDM8	User Defined Measure 8		
UDM9	User Defined Measure 9		
UDM10	User Defined Measure 10		
UDM11	User Defined Measure 11		
UDM12	User Defined Measure 12		
UDM13	User Defined Measure 13		
UDM14	User Defined Measure 14		
UDM15	User Defined Measure 15		
UDM16	User Defined Measure 16		
UDM17	User Defined Measure 17		
UDM18	User Defined Measure 18		
UDM19	User Defined Measure 19		
UDM20	User Defined Measure 20		
UDDGEN1	User Defined Degenerate Dimension 1		

Target Field	OAS Field	Source Field	Transformation Logic
UDDGEN2	User Defined Degenerate Dimension 2		
UDDGEN3	User Defined Degenerate Dimension 3		
UDDGEN4	User Defined Degenerate Dimension 4		
UDDGEN5	User Defined Degenerate Dimension 5		
UDDGENL1	User Defined Long Degenerate Dimension 1		
UDDGENL2	User Defined Long Degenerate Dimension 2		
UDDGENL3	User Defined Long Degenerate Dimension 3		
UDDGENL4	User Defined Long Degenerate Dimension 4		
UDDGENL5	User Defined Long Degenerate Dimension 5		
UDDFK1_KEY	User Defined Dimension Surrogate Key 1		
UDDFK2_KEY	User Defined Dimension Surrogate Key 2		
UDDFK3_KEY	User Defined Dimension Surrogate Key 3		
UDDFK4_KEY	User Defined Dimension Surrogate Key 4		
UDDFK5_KEY	User Defined Dimension Surrogate Key 5		
<b>Data Load Attributes</b>			
DATA_SOURCE_IND	Data Source Indicator	CES_PARAMETER.VALUE	Populated with the DSI value on the source product instance configuration.  The table is populated as part of the initial setup and the DSI value is extracted from the source system.
JOB_NBR	Job Number		Populated with the ODI job execution session number.

## Switch Plan State

Captures details about the crews working on jobs with measures, such as in-route duration, work duration, and dispatch duration.

### Entity Relationship Diagram



### Properties

Property	Value
Target Table Name	CF_SW_PLAN_STATE
Table Type	Fact
Fact Type	Accumulation
Driver Table Name	SWMAN_AUDIT_LOG SAL1
ODI Package Name	B1_PKG_CF_SW_PLAN_STATE
ETL View Name	B1_F_SW_PLAN_STATE_VW

### Fields

Target Field	OAS Field	Source Field	Transformation Logic
<b>Surrogate Key</b>			
SW_PLAN_STATE_F_KEY	Switch Plan State Fact Surrogate Key		Populated with the sequence from SPL_SW_PLAN_STATE_SEQ.
<b>Natural Keys</b>			
SRC_LOG_ENTRY	Switch Plan Log Entry ID	SWMAN_AUDIT_LOG. SEQ_LOG_ID	



Target Field	OAS Field	Source Field	Transformation Logic
<b>Measures</b>			
FACT_CNT	Count		Populated with the standard value of '1'.
STATE_DURATION	Duration of the Switch Plan State		
<b>Degenerate Dimensions</b>			
BEGIN_DTTM	Begin Date/Time	SWMAN_AUDIT_LOG. INSERT_TIME	
END_DTTM	End Date/Time	SWMAN_AUDIT_LOG. INSERT_TIME	Populated with the difference between SWMAN_AUDIT_LOG.INSERT_TIME when state change happens * 1440.
<b>Foreign Keys</b>			
BEGIN_DATE_KEY	Begin Date Key		Populated based on the switch plan begin date.
BEGIN_TIME_KEY	Begin Time Key		Populated based on the switch plan begin time.
END_DATE_KEY	End Date Key		Populated based on the switch plan end date.
END_TIME_KEY	End Time Key		Populated based on the switch plan end time.
SW_PLAN_KEY	Switch Plan Key		Populated based on jobs SWSHEET_IDX and SWSHEET_CLS.
SW_PLAN_STATE_KEY	Switch Plan State Key		Populated based on the switch plan state key.
USER_KEY	User Key		Populated based on the CES user name.
CTRL_ZONE_KEY	Control Zone Dimension Surrogate Key		Populated based on the primary control zone hierarchy of NCG from the DDS_ALARM_LOG table.
CTRL_ZONE_SEC_KEY	Control Zone Sec Dimension Surrogate Key		Populated from CD_CTRL_ZONE_SEC dimension's surrogate key based on NCG ID and records effective date/time is between effective start and end date/time of dimension.

Target Field	OAS Field	Source Field	Transformation Logic
SW_PLAN_STATE_UDD1_KEY	Switch Plan State User Defined Dimension 1 Surrogate Key		
SW_PLAN_STATE_UDD2_KEY	Switch Plan State User Defined Dimension 2 Surrogate Key		
<b>User Defined Attributes</b>			
UDM1	User Defined Measure 1		
UDM2	User Defined Measure 2		
UDM3	User Defined Measure 3		
UDM4	User Defined Measure 4		
UDM5	User Defined Measure 5		
UDM6	User Defined Measure 6		
UDM7	User Defined Measure 7		
UDM8	User Defined Measure 8		
UDM9	User Defined Measure 9		
UDM10	User Defined Measure 10		
UDM11	User Defined Measure 11		
UDM12	User Defined Measure 12		
UDM13	User Defined Measure 13		
UDM14	User Defined Measure 14		
UDM15	User Defined Measure 15		
UDM16	User Defined Measure 16		
UDM17	User Defined Measure 17		
UDM18	User Defined Measure 18		
UDM19	User Defined Measure 19		
UDM20	User Defined Measure 20		
UDDGEN1	User Defined Degenerate Dimension 1		
UDDGEN2	User Defined Degenerate Dimension 2		
UDDGEN3	User Defined Degenerate Dimension 3		
UDDGEN4	User Defined Degenerate Dimension 4		

Target Field	OAS Field	Source Field	Transformation Logic
UDDGEN5	User Defined Degenerate Dimension 5		
UDDGENL1	User Defined Long Degenerate Dimension 1		
UDDGENL2	User Defined Long Degenerate Dimension 2		
UDDGENL3	User Defined Long Degenerate Dimension 3		
UDDGENL4	User Defined Long Degenerate Dimension 4		
UDDGENL5	User Defined Long Degenerate Dimension 5		
UDDFK1_KEY	User Defined Dimension Surrogate Key 1		
UDDFK2_KEY	User Defined Dimension Surrogate Key 2		
UDDFK3_KEY	User Defined Dimension Surrogate Key 3		
UDDFK4_KEY	User Defined Dimension Surrogate Key 4		
UDDFK5_KEY	User Defined Dimension Surrogate Key 5		
<b>Data Load Attributes</b>			
DATA_SOURCE_IND	Data Source Indicator	CES_PARAMETER.VALUE	Populated with the DSI value on the source product instance configuration.  The table is populated as part of the initial setup and the DSI value is extracted from the source system.
JOB_NBR	Job Number		Populated with the ODI job execution session number.

## Views

This section provides information about the views created in start schema for the Oracle Utilities Network Management System source tables.

- [Job Notes](#)
- [Estimated Restoration Time Change Log](#)
- [Crew Vehicles](#)
- [Crew Vehicle Mapping](#)
- [Crew Vehicle Types](#)
- [Switchman Audit Log](#)
- [Switchman Implementation Supply Nodes](#)
- [Switchman Safety Documents](#)
- [Switchman Steps](#)
- [Switchman Sheet](#)
- [Switchman Sheet CLS](#)
- [Switchman Sheet Documents](#)

## Job Notes

The fields in the B1\_JOB\_NOTES\_VW view are as follows:

Field	Type	Description
DATA_SOURCE_IND	NUMBER	Data Source Indicator
EVENT_IDX	NUMBER	Event IDX
ID	NUMBER	ID
JRN_CLEANSSED_FLAG	CHAR(1)	JRN Cleansed Flag
JRN_FLAG	CHAR(1)	JRN Flag
JRN_SCN	NUMBER	JRN SCN
JRN_SLICING_TS	DATE	JRN Slicing TS
JRN_UPDATE_DTTM	DATE	JRN Update DTTM
LOG_TIME	DATE	Log Time
NOTE	VARCHAR2(4000)	Note
USER_ID	VARCHAR2(32)	User ID

## Estimated Restoration Time Change Log

The fields in the B1\_ERT\_CHANGE\_LOG\_VW view are as follows:

Field	Type	Description
DATA_SOURCE_IND	NUMBER	Data Source Indicator
ERT	DATE	ERT
EVENT_IDX	NUMBER	Event IDX
JRN_CLEANSSED_FLAG	CHAR(1)	JRN Cleansed Flag
JRN_FLAG	CHAR(1)	JRN Flag
JRN_SCN	NUMBER	JRN SCN
JRN_SLICING_TS	DATE	JRN Slicing TS
JRN_UPDATE_DTTM	DATE	JRN Update DTTM
NUMB	NUMBER	Call Number
PREV_ERT	DATE	Previous ERT
PREV_SOURCE	VARCHAR2(1)	Previous Source
SOURCE	VARCHAR2(1)	Source
TIME_OF_EVENT	DATE	Time of Event
USERNAME	VARCHAR2(32)	User Name

## Crew Vehicles

The fields in the B1\_CREW\_VEHICLES\_VW view are as follows:

Field	Type	Description
ACTIVE	VARCHAR2(1)	Active Status
CREW_CENTER	NUMBER	Crew Center
DATA_SOURCE_IND	NUMBER	Data Source Indicator
JRN_CLEANSSED_FLAG	CHAR(1)	JRN Cleansed Flag
JRN_FLAG	CHAR(1)	JRN Flag
JRN_SCN	NUMBER	JRN SCN
JRN_SLICING_TS	DATE	JRN Slicing TS
JRN_UPDATE_DTTM	DATE	JRN Update DTTM
VEHICLE_ID	NUMBER	Vehicle ID
VEHICLE_NUMB	VARCHAR2(10)	Vehicle Number
VEHICLE_TYPE	NUMBER	Vehicle Type

## Crew Vehicle Mapping

The fields in the B1\_CREW\_VEHICLE\_MAPPING\_VW view are as follows:

Field	Type	Description
CREW_ID	NUMBER	Crew ID
DATA_SOURCE_IND	NUMBER	Data Source Indicator
JRN_CLEANSSED_FLAG	CHAR(1)	JRN Cleansed Flag
JRN_EFF_END_DTTM	DATE	JRN Effective End DTTM
JRN_EFF_START_DTTM	DATE	JRN Effective Start DTTM
JRN_FLAG	CHAR(1)	JRN Flag
JRN_SCN	NUMBER	JRN SCN
JRN_SLICING_TS	DATE	JRN Slicing TS
VEHICLE_ID	NUMBER	Vehicle ID

## Crew Vehicle Types

The fields in the B1\_CREW\_VEHICLE\_TYPES\_VW view are as follows:

Field	Type	Description
DATA_SOURCE_IND	NUMBER	Data Source Indicator
JRN_CLEANSSED_FLAG	CHAR(1)	JRN Cleansed Flag
JRN_FLAG	CHAR(1)	JRN Flag
JRN_SCN	NUMBER	JRN SCN
JRN_SLICING_TS	DATE	JRN Slicing TS
JRN_UPDATE_DTTM	DATE	JRN Update DTTM
TYPE_NUM	NUMBER	Type Number
VEHICLE_TYPE	VARCHAR2(31)	Vehicle Type

## Switchman Audit Log

The fields in the B1\_SWMAN\_AUDIT\_LOG\_VW view are as follows:

Field	Type	Description
AUDIT_LOG_ENTRY_TYPE	VARCHAR2(100)	Audit Log Entry Type
DATA_SOURCE_IND	NUMBER	Data Source Indicator
DEV_CLS	NUMBER	Dev CLS
DEV_IDX	NUMBER	Dev IDX

Field	Type	Description
DEVICE_ALIAS	VARCHAR2(100)	Device Alias
INSERT_TIME	DATE	Insert Time
INSERT_USER	VARCHAR2(32)	Insert User
JRN_CLEANSSED_FLAG	CHAR(1)	JRN Cleansed Flag
JRN_FLAG	CHAR(1)	JRN Flag
JRN_SCN	NUMBER	JRN SCN
JRN_SLICING_TS	DATE	JRN Slicing TS
JRN_UPDATE_DTTM	DATE	JRN Update DTTM
PHASES	NUMBER	Phases
LOG_COMMENT	VARCHAR2(1024)	Log Comment
LOG_ORDER	NUMBER	Log Order
REVISION	NUMBER	Revision
SAFETY_DOC_ID	NUMBER	Safety Doc ID
SEQ_SHEET_ID	NUMBER	Sequence Sheet ID
SEQ_LOG_ID	NUMBER	Sequence Log ID
STATE	NUMBER	State
STEP_IDX	NUMBER	Step IDX
USER_LOG	CHAR(1)	User Log

## Switchman Implementation Supply Nodes

The fields in the B1\_SWMAN\_IMP\_SUPPLY\_NODES\_VW view are as follows:

Field	Type	Description
BEGIN_STEP_IDX	NUMBER	Begin Step IDX
DATA_SOURCE_IND	NUMBER	Data Source Indicator
END_STEP_IDX	NUMBER	End Step IDX
JRN_CLEANSSED_FLAG	CHAR(1)	JRN Cleansed Flag
JRN_FLAG	CHAR(1)	JRN Flag
JRN_SCN	NUMBER	JRN SCN
JRN_SLICING_TS	DATE	JRN Slicing TS
JRN_UPDATE_DTTM	DATE	JRN Update DTTM
SEQ_ISN_ID	NUMBER	Seq ISN ID
SEQ_SHEET_ID	NUMBER	Sequence Sheet ID

Field	Type	Description
SUPPLY_IDX	NUMBER	Supply IDX

## Switchman Safety Documents

The fields in the B1\_SWMAN\_SAFETY\_DOCS\_VW view are as follows:

Field	Type	Description
CREW_KEY	NUMBER	Crew Key
DATA_SOURCE_IND	NUMBER	Data Source Indicator
DCZNUM	NUMBER	
DCZVALIDATED	VARCHAR2(4000)	
DELETED	VARCHAR2(1)	Deleted
DESCRIPTION	VARCHAR2(4000)	Description
DOC_CLS	NUMBER	Document CLS
DOC_IDX	NUMBER	Document Index
DOC_TYPE	VARCHAR2(32)	Document Type
EXTERNALSAFETYDOCID	VARCHAR2(4000)	External Safety Document ID
FEEDER_NAME	VARCHAR2(4000)	Feeder Name
ID	NUMBER	ID
JRN_CLEANSSED_FLAG	CHAR(1)	JRN Cleansed Flag
JRN_FLAG	CHAR(1)	JRN Flag
JRN_SCN	NUMBER	JRN SCN
JRN_SLICING_TS	DATE	JRN Slicing TS
JRN_UPDATE_DTTM	DATE	JRN Update DTTM
LAST_UPDATE	NUMBER	Last Update
NON_MODELED_DEVICES	VARCHAR2(4000)	Non Modeled Devices
STATE_KEY	NUMBER	State Key
STUDY_STATE_KEY	NUMBER	Study State Key
SW_PLAN_CLS	NUMBER	Switch Plan CLS
SW_PLAN_IDX	NUMBER	Switch Plan IDX



## Switchman Steps

The fields in the B1\_SWMAN\_STEP\_VW view are as follows:

Field	Type	Description
ACT_KEY	NUMBER	Act Key
ACTIVE	VARCHAR2(1)	Active
AVAILABLE_PHASES	NUMBER	Available Phases
COMMENTS	VARCHAR2(255)	Comments
COND_CLS	NUMBER	Cond CLS
COND_IDX	NUMBER	Cond IDX
CONDITION_ CONDITION_CLASS	VARCHAR2(4000)	Condition Class
CONDITION_ CONDITION_TYPE	VARCHAR2(4000)	Condition Type
CONDITION_DATE	DATE	Condition Date
CONDITION_DETAILS	VARCHAR2(4000)	Condition Details
CONDITION_PHASE_ ANNOTATION	VARCHAR2(4000)	Condition Phase Annotation
CONDITION_ LOCATION	VARCHAR2(4000)	Condition Location
CONDITION_STATUS	VARCHAR2(4000)	Condition Status
CONDITION_SWITCH_ CLS	VARCHAR2(4000)	Condition Switch CLS
CONDITION_SWITCH_ IDX	VARCHAR2(4000)	Condition Switch Index
CONDITION_TEXT	VARCHAR2(4000)	Condition Text
CONDITION_USER	VARCHAR2(4000)	Condition User
CONTROL_TIME	DATE	Control Time
DATA_SOURCE_IND	NUMBER	Data Source Indicator
DETAILS	VARCHAR2(4000)	Details
DEV_CLS	NUMBER	Dev CLS
DEV_IDX	NUMBER	Dev IDX
DEVICE_ALIAS	VARCHAR2(100)	Device Alias
EDITED_OPERATION	VARCHAR2(4000)	Edited Operation
EXECUTE_ORDER	NUMBER	Execute Order
EXECUTED_BY	VARCHAR2(255)	Executed By
EXECUTED_TIME	DATE	Executed Time

Field	Type	Description
FINISH_DATE	DATE	Finished Date
GND_NODE_CLS	NUMBER	GND Node CLS
GND_NODE_IDX	NUMBER	GND Node IDX
HIDE_STEP	VARCHAR2(1)	Hide Step
INCIDENT_DATA	VARCHAR2(4000)	Incident Data
INSERTSTATUS	VARCHAR2(4000)	Insert Status
INSERT_TIME	DATE	Insert Time
INSERT_USER	VARCHAR2(32)	Insert User
INSTRUCT_CONDITION _IDX	NUMBER	Instruct Condition IDX
INSTRUCTED_CREW_ID	NUMBER	Instructed Crew ID
INSTRUCTED_TIME	DATE	Instructed Time
INSTRUCTED_USER	VARCHAR2(32)	Instructed User
JRN_CLEANSED_FLAG	CHAR(1)	JRN Cleansed Flag
JRN_FLAG	CHAR(1)	JRN Flag
JRN_SCN	NUMBER	JRN SCN
JRN_SLICING_TS	DATE	JRN Slicing TS
JRN_UPDATE_DTTM	DATE	JRN Update DTTM
LAST_RESULT_OF_ OPERATION	VARCHAR2(4000)	Last Result of Operation
LOCATION	VARCHAR2(4000)	Location
MB_EDIT	VARCHAR2(1)	MB Edit
NCG	NUMBER	NCG
OPERATION_OUTCOME	VARCHAR2(4000)	Operation Outcome
PARENT_STEP_ID	NUMBER	Parent Step ID
PHASES	NUMBER	Phases
PLANNED_OFFSET	NUMBER	Planned Offset
PREV_STEP_IDX	NUMBER	Previous Step Index
RESULT_FEEDERS	VARCHAR2(4000)	Result Feeders
RESULT_OF_ OPERATION	VARCHAR2(4000)	Result of Operation
REVISION	NUMBER	Revision
REVISION_DELETED	NUMBER	Revision Deleted
SAFETY_COND_ADDED	NUMBER	Safety Condition Added

Field	Type	Description
SAFETY_COND_REMOVED	NUMBER	Safety Condition Removed
SAFETY_DEV_STATUS	VARCHAR2(20)	Safety Dev Status
SAFETY_DOC_ID	NUMBER	Safety Doc ID
SAFETY_INFO_TEXT	VARCHAR2(1024)	Safety Information Text
SEC_DEV_CLS	NUMBER	Sec Dev CLS
SEC_DEV_IDX	NUMBER	Sec Dev Index
SEQ_BLOCK_ID	NUMBER	Sequence Block ID
SEQ_SHEET_ID	NUMBER	Sheet SEQ ID
SET_VALUE	NUMBER	Set Value
SRS_BITMASK	NUMBER	SRS Bitmask
START_DATE	DATE	Start Date
STATE_KEY	NUMBER	State Key
STATE_TRIGGER	VARCHAR2(4000)	State Trigger
STEP_CLS	NUMBER	Step CLS
STEP_DESCRIPTION	VARCHAR2(255)	Step Description
STEP_GROUP_NUMBER	NUMBER	Step Group Number
STEP_IDX	NUMBER	Step Index
STEP_ORDER	NUMBER	Step Order
STUDY_SAFETY_DEV_STATUS	VARCHAR2(20)	Study Safety Dev Status
STUDY_STATE_KEY	NUMBER	Study State Key
TYPE_NUM	NUMBER	Type Number
UNDO_OPERATION_OUTCOME	VARCHAR2(4000)	Undo Operation Outcome
UPDATE_TIME	DATE	Update Time
UPDATE_USER	VARCHAR2(32)	Update User
VEHICLE_TYPE	VARCHAR2(31)	Vehicle Type
VERSION	TIMESTAMP(6)	Version

## Switchman Sheet

The fields in the B1\_SWMAN\_SHEET\_VW view are as follows:

Field	Type	Description
ALTERNATEFINISHDATE	DATE	Alternate Finish Date
ALTERNATESTARTDATE	DATE	Alternate Start Date
CHARGENUMBER1	VARCHAR2(4000)	Charge Number 1
CHARGENUMBER2	VARCHAR2(4000)	Charge Number 2
CHARGENUMBER3	VARCHAR2(4000)	Charge Number 3
CHECKED_IN	VARCHAR2(1)	Checked in
COMPLETED_DATE	DATE	Completed Date
CREWWILLRESTORE	VARCHAR2(4000)	Crew Will Restore
CREWWILLSWITCH	VARCHAR2(4000)	Crew Will Switch
CUSTOMERREQUESTEDEMAILADDRESS	VARCHAR2(4000)	Customer Requested Email ID
CUSTOMERREQUESTEDPHONE NUMBER	VARCHAR2(4000)	Customer Requested Phone Number
CUSTOMERREQUESTEDNAME	VARCHAR2(4000)	Customer Requested Name
DATA_SOURCE_IND	NUMBER	Data Source Indicator
DEFAULT_OFFSET	NUMBER	Default Offset
DESCRIPTION	VARCHAR2(4000)	Description
DELETED	VARCHAR2(1)	Deleted
DEVICE_ALIAS	VARCHAR2(64)	Device Alias
DEVICE_CLS	NUMBER	Device CLS
DEVICE_IDX	NUMBER	Device IDX
EDIT_MODE	NUMBER	Edit Mode
EXTERNALSHEETID	VARCHAR2(4000)	External Sheet ID
FEEDER_NAME	VARCHAR2(4000)	Feeder Name
FINISH_DATE	DATE	Finish Date
GROUNDREQUIRED	VARCHAR2(4000)	Grounds Required
INSERT_TIME	DATE	Insert Time
INSERT_USER	VARCHAR2(100)	Insert User
JRN_CLEANSSED_FLAG	CHAR(1)	JRN Cleansed Flag
JRN_FLAG	CHAR(1)	JRN Flag
JRN_SCN	NUMBER	JRN SCN

Field	Type	Description
JRN_SLICING_TS	DATE	JRN Slicing TS
JRN_UPDATE_D'TTM	DATE	JRN Update D'TTM
LAST_SELECTED_STEP_IDX	NUMBER	Last Selected Step IDX
LOCATION	VARCHAR2(4000)	Location
LOCKED_TIME	DATE	Locked Time
LOCKED_USER	VARCHAR2(255)	Locked User
MB_EDIT	VARCHAR2(1)	MB Edit
NCG	NUMBER	NCG
NUMBER_OF_STEPS	NUMBER	Number of Steps
OFFICE	VARCHAR2(4000)	Office
OWNER	VARCHAR2(32)	Owner
REQUESTEREMAILADDRESS	VARCHAR2(4000)	Requester's Email Address
REQUESTERPHONENUMBER	VARCHAR2(4000)	Requester's Phone Number
REVISION	NUMBER	Revision
REWORK_DESCRIPTION	VARCHAR2(55)	Rework Description
REWORK_TIME	DATE	Rework Time
SAS_DOC_TYPE	VARCHAR2(32)	SAS Doc Type
SEQ_SHEET_ID	NUMBER	SEQ Sheet ID
START_DATE	DATE	Start Date
STATE_KEY	NUMBER	State Key
SUBSTATION	VARCHAR2(4000)	Substation
SWITCH_SHEET_CLS	NUMBER	Switch Sheet CLS
SWITCH_SHEET_IDX	NUMBER	Switch Sheet Index
UPDATE_TIME	DATE	Update TIME
UPDATE_USER	VARCHAR2(100)	Update User
VERSION	NUMBER	Version
VOLTAGE	VARCHAR2(4000)	Voltage

## Switchman Sheet CLS

The fields in the B1\_SWMAN\_SHEET\_CLS\_VW view are as follows:

Field	Type	Description
DATA_SOURCE_IND	NUMBER	Data Source Indicator
DESCRIPTION	VARCHAR2(1024)	Description
JRN_CLEANSSED_FLAG	CHAR(1)	JRN Cleansed Flag
JRN_FLAG	CHAR(1)	JRN Flag
JRN_SCN	NUMBER	JRN SCN
JRN_SLICING_TS	DATE	JRN Slicing TS
JRN_UPDATE_DTTM	DATE	JRN Update DTTM
SHEET_CATEGORY	NUMBER	Sheet Category
SHEET_UI_PANEL	VARCHAR2(255)	Sheet UI Panel
SWITCH_CLS_IDX_POOL	NUMBER	Switch CLS IDX Pool
SWITCH_SHEET_CLS	NUMBER	Switch Sheet CLS
SWITCH_SHEET_DISPLAY_ORDER	NUMBER	Switch Sheet Display Order
SWITCH_SHEET_TYPE	VARCHAR2(100)	Switch Sheet Type

## Switchman Sheet Documents

The fields in the B1\_SWMAN\_SHEET\_DOCUMENTS\_VW view are as follows:

Field	Type	Description
DATA	BLOB	Data
DATA_SOURCE_IND	NUMBER	Data Source Indicator
DESCRIPTION	VARCHAR2(4000)	Description
DOCUMENT_ID	NUMBER	Document ID
FILE_MODIFIED_DATE	TIMESTAMP(6)	File Modified Date
FILE_NAME	VARCHAR2(64)	File Name
JRN_CLEANSSED_FLAG	CHAR(1)	JRN Cleansed Flag
JRN_FLAG	CHAR(1)	JRN Flag
JRN_SCN	NUMBER	JRN SCN
JRN_SLICING_TS	DATE	JRN Slicing TS
JRN_UPDATE_DTTM	DATE	JRN Update DTTM
LENGTH	NUMBER	Length
SEQ_SHEET_ID	NUMBER	SEQ Sheet ID

