

**Oracle Utilities Extractors and Schema
for Oracle Utilities Operational Device
Management**

Data Mapping Guide

Release 2.8.0.2.0

F90738-01

December 2023

Oracle Utilities Extractors and Schema for Oracle Utilities Operational Device Management Release 2.8.0.2.0
Data Mapping Guide

F90738-01

Copyright © 2000, 2023 Oracle and/or its affiliates.

Contents

Preface	i
Audience	ii
Documentation Accessibility	ii
Related Documents	ii
Conventions.....	ii
Acronyms.....	iii
Chapter 1	
Overview	1-1
Terminologies.....	1-1
<Table Name>	1-1
Chapter 2	
Data Maps for Oracle Utilities Operational Device Management	2-1
Dimensions	2-2
Asset Disposition	2-2
Asset Age.....	2-5
Asset Install Age.....	2-9
Asset Instore Age	2-13
Operational Device	2-17
Shared Dimensions.....	2-23
Address	2-23
Asset.....	2-27
Asset Inspection Status	2-33
Location.....	2-36
Service History.....	2-44
Service History Type.....	2-48
User Defined Dimensions.....	2-51
Asset Location UDD1.....	2-55
Asset Location UDD2.....	2-55
Operational Device UDD1	2-55
Operational Device UDD2	2-55
Operational Device Snapshot UDD1	2-55
Operational Device Snapshot UDD2	2-56
Service History UDD1	2-56
Service History UDD2	2-56
Facts.....	2-57
Asset Location	2-57
Operational Device	2-65
Operational Device Snapshot.....	2-73
Service History.....	2-81

Preface

Welcome to the Oracle Utilities Extractors and Schema for Oracle Utilities Operational Device Management Data Mapping Guide for V2.8.0.2.0.

This guide provides the data mapping information from the Oracle Utilities Operational Device Management source system to the Oracle Utilities Extractors and Schema target product. It includes:

- [Audience](#)
- [Documentation Accessibility](#)
- [Related Documents](#)
- [Conventions](#)
- [Acronyms](#)

Audience

The guide is intended for all implementers of Oracle Utilities Extractors and Schema for Oracle Utilities Operational Device Management.

Documentation Accessibility

For information about Oracle's commitment to accessibility, visit the Oracle Accessibility Program website at <http://www.oracle.com/us/corporate/accessibility/index.html>.

Access to Oracle Support

Oracle customers have access to electronic support through My Oracle Support. For more information, visit: <http://www.oracle.com/pls/topic/lookup?ctx=acc&id=info> or <http://www.oracle.com/pls/topic/lookup?ctx=acc&id=trs> if you are hearing impaired.

Related Documents

Refer to the [Oracle Utilities Analytics Warehouse Installation and Configuration Checklist](#) for high-level steps to install and configure the Oracle Utilities Analytics Warehouse product. **Note** that this checklist includes information for 2.8.0.2.0.

The following documentation is included in this release.

Installation, Administration, and Release Notes

- *Oracle Utilities Analytics Warehouse Release Notes*
- *Oracle Utilities Analytics Warehouse Getting Started Guide*
- *Oracle Utilities Analytics Warehouse Licensing Information User Manual*
- *Oracle Utilities Analytics Warehouse Installation and Configuration Guide*
- *Oracle Utilities Analytics Warehouse Quick Install Guide*
- *Oracle Utilities Analytics Warehouse Developer's Guide*

Metric Reference Guides

Refer to the [Oracle Utilities Analytics Warehouse](#) documentation on Oracle Help Center for details about the metric reference guides included in this release.

Data Mapping Guides

Refer to the [Oracle Utilities Analytics Warehouse](#) documentation on Oracle Help Center for details about the data mapping guides included in this release.

See Also:

- Oracle Utilities Operational Device Management Documentation Library

Conventions

The following notational conventions are used in this document:

Notation	Indicates
boldface	Graphical user interface elements associated with an action, terms defined in text, or terms defined in the glossary
<i>italic</i>	Book titles, emphasis, or placeholder variables for which you supply particular values
monospace	Commands within a paragraph, URLs, code in examples, text that appears on the screen, or text that you enter

Acronyms

The following terms are included in the document:

Term	Expanded Form
OUAW	Oracle Utilities Analytics Warehouse
ODM	Oracle Utilities Operational Device Management

Chapter 1

Overview

This guide provides the data mapping information from the Oracle Utilities Extractors and Schema for Oracle Utilities Operational Device Management source system to the Oracle Utilities Extractors and Schema target product, along with the rules of data transformation.

Terminologies

This section describes the terminology used for data maps included in the document.

<Table Name>

The Table Name indicates the name of the fact or the dimension in a star schema in the data warehouse.

Properties

The Properties table lists properties of the table independent of each field. The following properties are listed in the table:

Property	Value
Target Table	Name of the table in the target schema (BI data warehouse) into which data is loaded
Table Type	Fact or dimension
SCD Type	Type 1 - Existing records are updated directly. Type 2 - Existing records are deactivated and changes are captured by inserting new effective records. The existing records are deactivated by assigning an effective end date of the current date. The new records will have effective start date of the current date and effective end date of a significantly future date.

Property	Value
Fact Type	<p>Whether this is a snapshot or transactional fact table.</p> <p>Snapshot - Captures a snapshot view of the data as available in the source system during that period (monthly or weekly). Each snapshot's data is stored independently.</p> <p>Accumulation - Data from the source system is accumulated periodically. Changes from source system will be merged with the existing data. Multiple copies of the same data will not be maintained.</p>
Source System Driver Table	Name of the table in source database on which the data is primarily based.
Oracle Data Integrator Package	Name of the ODI package that needs be executed to extract data from the source application and populate a specific target table in the data warehouse.
ETL View	Resides in the replication layer and fetches the base values from the replication tables as a starting point for further transformations to be done by the Oracle Data Integrator interfaces.
Materialized View	<p>Names of the materialized views delivered with the product for a specific fact table.</p> <p>These materialized views are designed to support all of the OAS answers delivered with the product. Refreshing these materialized views will be taken care by separate ETL jobs.</p>

Fields

The Fields table lists the individual properties of each field in the fact or dimension table. It includes the following columns:

Property	Value
Target Field	Name of the column in the fact or dimension table present in the data warehouse. The extracted/transformed data is loaded here.
Description	Description of the target field
Source Field	Name of the field from the source application used to load the target field either directly or after transformation.
Transformation Logic	Specifies the details of how the data from the source field is transformed before being populated into the target field.

Field Categories

The Field Categories table lists the categories under which the fields in a particular fact or dimension are grouped. The categories presented are as below:

Category	Details
Surrogate Key	The primary key on the fact/dimension table maintained within the data warehouse.
Natural Keys	<p>The set of columns from the source system define the granularity of the fact or dimension table. The natural key columns from the source along with certain other data load attributes can be used to uniquely identify a record in the table.</p> <p>The additional columns needed for the identification depend on the type of the table as listed below:</p> <ul style="list-style-type: none"> • SCD Type 1 Dimension - Data Source Indicator • SCD Type 2 Dimension - Effective Start Date, Effective End Date, Data Source Indicator • Accumulation Fact - Data Source Indicator • Snapshot Fact - Snapshot Date, Data Source Indicator
Attributes	Hold descriptive data from the source system and are typically available in dimension tables.
Measures	Hold numerical values based data that is calculated from the source system data and are typically available on fact tables.
Degenerate Dimensions	Hold descriptive data from the source system and are typically available in fact tables. These cannot be included into any of the available dimensions.
Foreign Keys	Foreign key references on the fact tables to the dimension tables.
User Defined Attributes	Additional fields available to customers for extending the star schemas. These fields will not be populated out of the box. Customers need to customize the ETL and populate these fields.
Data Load Attributes	Hold the date/time information, job number details, etc, related to the ETL processes, that are needed for audit purposes.

Chapter 2

Data Maps for Oracle Utilities Operational Device Management

This chapter contains data maps for the following Oracle Utilities Extractors and Schema for Oracle Utilities Operational Device Management tables:

- [Dimensions](#)
- [Shared Dimensions](#)
- [User Defined Dimensions](#)
- [Facts](#)

Dimensions

Asset Disposition

Stores all possible dispositions that an asset entity can be in.

Properties

Property	Value
Target Table Name	CD_ASSET_DISP
Table Type	Dimension
SCD Type	Type 1
Driver Table Name	F1_EXT_LOOKUP_VAL_L
ODI Package Name	B1_PKG_CD_ASSET_DISP
ETL View Name	B1_D_ASSET_DISP_VW

Fields

Target Field	Description	Source Field	Transformation Logic
Surrogate Key			
ASSET_DISP_KEY	Asset Disposition Dimension Key		This field is populated from the B1_ASSET_DISP_SEQ sequence.
Natural Keys			
ASSET_DISP_CD	Asset Disposition Code	F1_EXT_LOOKUP_VAL_ L.F1_EXT_LOOKUP_VA LUE	
Attributes			
ASSET_DISP_DESCR	Asset Disposition Description	F1_EXT_LOOKUP_VAL_ L.DESCR_OVRD F1_EXT_LOOKUP_VAL_ L.DESCR F1_EXT_LOOKUP_VAL_ L.LANGUAGE_CD	This field is populated with the description of the asset disposition from Lookup Language table for ASSET_DISP_FLG lookup field. If an override description is not available, the regular description is extracted.
User Defined Attributes			
UDF1_CD	User Defined Field 1 Code		

Target Field	Description	Source Field	Transformation Logic
UDF1_DESCR	User Defined Field 1 Description		
UDF2_CD	User Defined Field 2 Code		
UDF2_DESCR	User Defined Field 2 Description		
UDF3_CD	User Defined Field 3 Code		
UDF3_DESCR	User Defined Field 3 Description		
UDF4_CD	User Defined Field 4 Code		
UDF4_DESCR	User Defined Field 4 Description		
UDF5_CD	User Defined Field 5 Code		
UDF5_DESCR	User Defined Field 5 Description		
UDF6_CD	User Defined Field 6 Code		
UDF6_DESCR	User Defined Field 6 Description		
UDF7_CD	User Defined Field 7 Code		
UDF7_DESCR	User Defined Field 7 Description		
UDF8_CD	User Defined Field 8 Code		
UDF8_DESCR	User Defined Field 8 Description		
UDF9_CD	User Defined Field 9 Code		
UDF9_DESCR	User Defined Field 9 Description		
UDF10_CD	User Defined Field 10 Code		
UDF10_DESCR	User Defined Field 10 Description		
UDF11_CD	User Defined Field 11 Code		
UDF11_DESCR	User Defined Field 11 Description		
UDF12_CD	User Defined Field 12 Code		
UDF12_DESCR	User Defined Field 12 Description		
UDF13_CD	User Defined Field 13 Code		
UDF13_DESCR	User Defined Field 13 Description		

Target Field	Description	Source Field	Transformation Logic
UDF14_CD	User Defined Field 14 Code		
UDF14_DESCR	User Defined Field 14 Description		
UDF15_CD	User Defined Field 15 Code		
UDF15_DESCR	User Defined Field 15 Description		
UDF1_NUM	User Defined Field 1 Number		
UDF2_NUM	User Defined Field 2 Number		
UDF3_NUM	User Defined Field 3 Number		
UDF4_NUM	User Defined Field 4 Number		
UDF5_NUM	User Defined Field 5 Number		
UDF6_NUM	User Defined Field 6 Number		
UDF7_NUM	User Defined Field 7 Number		
UDF8_NUM	User Defined Field 8 Number		
UDF9_NUM	User Defined Field 9 Number		
UDF10_NUM	User Defined Field 10 Number		
UDF1_DATE	User Defined Field 1 Date		
UDF2_DATE	User Defined Field 2 Date		
UDF3_DATE	User Defined Field 3 Date		
UDF4_DATE	User Defined Field 4 Date		
UDF5_DATE	User Defined Field 5 Date		
UDF6_DATE	User Defined Field 6 Date		
UDF7_DATE	User Defined Field 7 Date		
UDF8_DATE	User Defined Field 8 Date		
UDF9_DATE	User Defined Field 9 Date		
UDF10_DATE	User Defined Field 10 Date		
FLEXFIELD1	Flex Field 1		

Target Field	Description	Source Field	Transformation Logic
FLEXFIELD2	Flex Field 2		
FLEXFIELD3	Flex Field 3		
FLEXFIELD4	Flex Field 4		
FLEXFIELD5	Flex Field 5		
FLEXFIELD6	Flex Field 6		
FLEXFIELD7	Flex Field 7		
FLEXFIELD8	Flex Field 8		
FLEXFIELD9	Flex Field 9		
FLEXFIELD10	Flex Field 10		
Data Load Attributes			
DATA_LOAD_DTTM	Data Load Date/Time		This field is populated with the load timestamp value.
UPDATE_DTTM	Update Date/Time		
DATA_SOURCE_IND	Data Source Indicator	CI_INSTALLATION.ENV_ID	This field is populated with the DSI value on the source product instance configuration. The table is populated as part of the initial setup and the DSI value is extracted from the environment ID of the source system.
JOB_NBR	Job Number		This field is populated with the ODI job execution session number.

Asset Age

Extracts the age buckets for an asset as configured in the source Oracle Utilities Operational Device Management system.

Properties

Property	Value
Target Table Name	CD_ASSET_AGE
Table Type	Dimension
SCD Type	Type 1
Driver Table Name	W1_BKT_CONFIG_VAL
ODI Package Name	B1_PKG_CD_ASSET_AGE

Property	Value
ETL View Name	B1_D_ASSET_AGE_VW

Fields

Target Field	Description	Source Field	Transformation Logic
Surrogate Key			
ASSET_AGE_KEY	Asset Age Dimension Key		This field is populated from the B1_ASSET_AGE_SEQ sequence.
Natural Keys			
ASSET_TYPE_CD	Asset Type Code	W1_BKT_CONFIG_REL_OBJ.PK_VALUE1	
Attributes			
ASSET_AGE_DESCR	Asset Age Description	W1_BKT_CONFIG_VAL_L.DESCR W1_BKT_CONFIG_VAL_L.LANGUAGE_CD	This field is populated with the description of the asset age from Lookup Language table for ASSET_AGE_FLG lookup field. If an override description is not available, the regular description is extracted.
ASSET_AGE_ST_RANGE	Age Start Range	W1_BKT_CONFIG_VAL.START_RANGE	This field is populated based on the bucket ranges defined for the business object W1-WAssetAgeBuckets.
ASSET_AGE_ED_RANGE	Age End Range	W1_BKT_CONFIG_VAL.END_RANGE	This field is populated based on the bucket ranges defined for the business object W1-WAssetAgeBuckets.
User Defined Attributes			
UDF1_CD	User Defined Field 1 Code		
UDF1_DESCR	User Defined Field 1 Description		
UDF2_CD	User Defined Field 2 Code		
UDF2_DESCR	User Defined Field 2 Description		
UDF3_CD	User Defined Field 3 Code		
UDF3_DESCR	User Defined Field 3 Description		

Target Field	Description	Source Field	Transformation Logic
UDF4_CD	User Defined Field 4 Code		
UDF4_DESCR	User Defined Field 4 Description		
UDF5_CD	User Defined Field 5 Code		
UDF5_DESCR	User Defined Field 5 Description		
UDF6_CD	User Defined Field 6 Code		
UDF6_DESCR	User Defined Field 6 Description		
UDF7_CD	User Defined Field 7 Code		
UDF7_DESCR	User Defined Field 7 Description		
UDF8_CD	User Defined Field 8 Code		
UDF8_DESCR	User Defined Field 8 Description		
UDF9_CD	User Defined Field 9 Code		
UDF9_DESCR	User Defined Field 9 Description		
UDF10_CD	User Defined Field 10 Code		
UDF10_DESCR	User Defined Field 10 Description		
UDF11_CD	User Defined Field 11 Code		
UDF11_DESCR	User Defined Field 11 Description		
UDF12_CD	User Defined Field 12 Code		
UDF12_DESCR	User Defined Field 12 Description		
UDF13_CD	User Defined Field 13 Code		
UDF13_DESCR	User Defined Field 13 Description		
UDF14_CD	User Defined Field 14 Code		
UDF14_DESCR	User Defined Field 14 Description		
UDF15_CD	User Defined Field 15 Code		
UDF15_DESCR	User Defined Field 15 Description		
UDF1_NUM	User Defined Field 1 Number		

Target Field	Description	Source Field	Transformation Logic
UDF2_NUM	User Defined Field 2 Number		
UDF3_NUM	User Defined Field 3 Number		
UDF4_NUM	User Defined Field 4 Number		
UDF5_NUM	User Defined Field 5 Number		
UDF6_NUM	User Defined Field 6 Number		
UDF7_NUM	User Defined Field 7 Number		
UDF8_NUM	User Defined Field 8 Number		
UDF9_NUM	User Defined Field 9 Number		
UDF10_NUM	User Defined Field 10 Number		
UDF1_DATE	User Defined Field 1 Date		
UDF2_DATE	User Defined Field 2 Date		
UDF3_DATE	User Defined Field 3 Date		
UDF4_DATE	User Defined Field 4 Date		
UDF5_DATE	User Defined Field 5 Date		
UDF6_DATE	User Defined Field 6 Date		
UDF7_DATE	User Defined Field 7 Date		
UDF8_DATE	User Defined Field 8 Date		
UDF9_DATE	User Defined Field 9 Date		
UDF10_DATE	User Defined Field 10 Date		
FLEXFIELD1	Flex Field 1		
FLEXFIELD2	Flex Field 2		
FLEXFIELD3	Flex Field 3		
FLEXFIELD4	Flex Field 4		
FLEXFIELD5	Flex Field 5		
FLEXFIELD6	Flex Field 6		
FLEXFIELD7	Flex Field 7		
FLEXFIELD8	Flex Field 8		

Target Field	Description	Source Field	Transformation Logic
FLEXFIELD9	Flex Field 9		
FLEXFIELD10	Flex Field 10		
Data Load Attributes			
DATA_LOAD_DTTM	Data Load Date/Time		This field is populated with the load timestamp value.
UPDATE_DTTM	Update Date/Time		
DATA_SOURCE_IND	Data Source Indicator	CI_INSTALLATION.ENV_ID	This field is populated with the DSI value on the source product instance configuration. The table is populated as part of the initial setup and the DSI value is extracted from the environment ID of the source system.
JOB_NBR	Job Number		This field is populated with the ODI job execution session number.

Note: The bucket dimension ELT job is configured to be initial load only. Any incremental changes to these buckets after the initial run will not be captured in BI. However, if there arises a need to reconfigure the buckets, then data should be truncated in the BI star schema tables and reloaded to reflect the changes. The bucket dimensions, along with the associated facts (Operational Device Snapshot and Accumulation), should be truncated and reloaded.

For details about reloading the data, see the **Data Reload** section in *Oracle Utilities Analytics Warehouse Installation and Configuration Guide*.

Asset Install Age

Extracts the age buckets for an asset's installed age as configured in the source Oracle Utilities Operational Device Management system.

Properties

Property	Value
Target Table Name	CD_ASSET_INSTALL_AGE
Table Type	Dimension
SCD Type	Type 1
Driver Table Name	W1_BKT_CONFIG_VAL
ODI Package Name	B1_PKG_CD_ASSET_INSTALL_AGE

ETL View Name	B1_D_ASSET_INSTALL_AGE_VW
---------------	---------------------------

Fields

Target Field	Description	Source Field	Transformation Logic
Surrogate Key			
ASSET_INSTALL_AGE_KEY	Asset Install Age Dimension Key		This field is populated from the B1_ASSET_INSTALL_AGE_SEQ sequence.
Natural Keys			
ASSET_TYPE_CD	Asset Type Code	W1_BKT_CONFIG_REL_OBJ.PK_VALUE1	
Attributes			
ASSET_INSTALL_AGE_DESCR	Asset Install Age Description	W1_BKT_CONFIG_VAL_L.DESCR W1_BKT_CONFIG_VAL_L.LANGUAGE_CD	This field is populated with the description of the asset install age from the Lookup Language table for ASSET_INSTALL_AGE_FLG lookup field. If an override description is not available, the regular description is extracted.
ASSET_INSTALL_AGE_ST_RANGE	Asset Install Age Start Range	W1_BKT_CONFIG_VAL.START_RANGE	This field is populated based on the bucket ranges defined for the business object W1-WAssetAgeBuckets.
ASSET_INSTALL_AGE_ED_RANGE	Asset Install Age End Range	W1_BKT_CONFIG_VAL.END_RANGE	This field is populated based on the bucket ranges defined for the business object W1-WAssetAgeBuckets.
User Defined Attributes			
UDF1_CD	User Defined Field 1 Code		
UDF1_DESCR	User Defined Field 1 Description		
UDF2_CD	User Defined Field 2 Code		
UDF2_DESCR	User Defined Field 2 Description		
UDF3_CD	User Defined Field 3 Code		
UDF3_DESCR	User Defined Field 3 Description		

Target Field	Description	Source Field	Transformation Logic
UDF4_CD	User Defined Field 4 Code		
UDF4_DESCR	User Defined Field 4 Description		
UDF5_CD	User Defined Field 5 Code		
UDF5_DESCR	User Defined Field 5 Description		
UDF6_CD	User Defined Field 6 Code		
UDF6_DESCR	User Defined Field 6 Description		
UDF7_CD	User Defined Field 7 Code		
UDF7_DESCR	User Defined Field 7 Description		
UDF8_CD	User Defined Field 8 Code		
UDF8_DESCR	User Defined Field 8 Description		
UDF9_CD	User Defined Field 9 Code		
UDF9_DESCR	User Defined Field 9 Description		
UDF10_CD	User Defined Field 10 Code		
UDF10_DESCR	User Defined Field 10 Description		
UDF11_CD	User Defined Field 11 Code		
UDF11_DESCR	User Defined Field 11 Description		
UDF12_CD	User Defined Field 12 Code		
UDF12_DESCR	User Defined Field 12 Description		
UDF13_CD	User Defined Field 13 Code		
UDF13_DESCR	User Defined Field 13 Description		
UDF14_CD	User Defined Field 14 Code		
UDF14_DESCR	User Defined Field 14 Description		
UDF15_CD	User Defined Field 15 Code		
UDF15_DESCR	User Defined Field 15 Description		
UDF1_NUM	User Defined Field 1 Number		

Target Field	Description	Source Field	Transformation Logic
UDF2_NUM	User Defined Field 2 Number		
UDF3_NUM	User Defined Field 3 Number		
UDF4_NUM	User Defined Field 4 Number		
UDF5_NUM	User Defined Field 5 Number		
UDF6_NUM	User Defined Field 6 Number		
UDF7_NUM	User Defined Field 7 Number		
UDF8_NUM	User Defined Field 8 Number		
UDF9_NUM	User Defined Field 9 Number		
UDF10_NUM	User Defined Field 10 Number		
UDF1_DATE	User Defined Field 1 Date		
UDF2_DATE	User Defined Field 2 Date		
UDF3_DATE	User Defined Field 3 Date		
UDF4_DATE	User Defined Field 4 Date		
UDF5_DATE	User Defined Field 5 Date		
UDF6_DATE	User Defined Field 6 Date		
UDF7_DATE	User Defined Field 7 Date		
UDF8_DATE	User Defined Field 8 Date		
UDF9_DATE	User Defined Field 9 Date		
UDF10_DATE	User Defined Field 10 Date		
FLEXFIELD1	Flex Field 1		
FLEXFIELD2	Flex Field 2		
FLEXFIELD3	Flex Field 3		
FLEXFIELD4	Flex Field 4		
FLEXFIELD5	Flex Field 5		
FLEXFIELD6	Flex Field 6		
FLEXFIELD7	Flex Field 7		
FLEXFIELD8	Flex Field 8		

Target Field	Description	Source Field	Transformation Logic
FLEXFIELD9	Flex Field 9		
FLEXFIELD10	Flex Field 10		
Data Load Attributes			
DATA_LOAD_DTTM	Data Load Date/Time		This field is populated with the load timestamp value.
UPDATE_DTTM	Update Date/Time		
DATA_SOURCE_IND	Data Source Indicator	CI_INSTALLATION.ENV_ID	This field is populated with the DSI value on the source product instance configuration. The table is populated as part of the initial setup and the DSI value is extracted from the environment ID of the source system.
JOB_NBR	Job Number		This field is populated with the ODI job execution session number.

Note: The bucket dimension ELT job is configured to be initial load only. Any incremental changes to these buckets after the initial run will not be captured in BI. However, if there arises a need to reconfigure the buckets, then data should be truncated in the BI star schema tables and reloaded to reflect the changes. The bucket dimensions, along with the associated facts (Operational Device Snapshot and Accumulation), should be truncated and reloaded.

For details about reloading the data, see the **Data Reload** section in *Oracle Utilities Analytics Warehouse Installation and Configuration Guide*.

Asset Instore Age

Populated with the age ranges for the days since the asset was put in storage.

Properties

Property	Value
Target Table Name	CD_ASSET_INSTORE_AGE
Table Type	Dimension
SCD Type	Type 1
Driver Table Name	W1_BKT_CONFIG_VAL
ODI Package Name	B1_PKG_CD_ASSET_INSTORE_AGE
ETL View Name	B1_D_ASSET_INSTORE_AGE_VW

Fields

Target Field	Description	Source Field	Transformation Logic
Surrogate Key			
ASSET_INSTORE_AGE_KEY	Asset Instore Age Dimension Key		This field is populated from the B1_ASSET_INSTORE_AGE_SEQ sequence.
Natural Keys			
ASSET_TYPE_CD	Asset Type Code	W1_BKT_CONFIG_REL_OBJ.PK_VALUE1	
Attributes			
ASSET_INSTORE_AGE_DESCR	Asset Instore Age Description	W1_BKT_CONFIG_VAL_L.DESCR W1_BKT_CONFIG_VAL_L.LANGUAGE_CD	This field is populated with the description of the asset instore age from the Lookup Language table for ASSET_INSTORE_AGE_FLG lookup field. If an override description is not available, the regular description is extracted.
ASSET_INSTORE_AGE_START_RANGE	Asset Instore Age Start Range	W1_BKT_CONFIG_VAL.L.START_RANGE	This field is populated based on the bucket ranges defined for the business object W1-WAssetAgeBuckets.
ASSET_INSTORE_AGE_END_RANGE	Asset Instore Age End Range	W1_BKT_CONFIG_VAL.L.END_RANGE	This field is populated based on the bucket ranges defined for the business object W1-WAssetAgeBuckets.
User Defined Attributes			
UDF1_CD	User Defined Field 1 Code		
UDF1_DESCR	User Defined Field 1 Description		
UDF2_CD	User Defined Field 2 Code		
UDF2_DESCR	User Defined Field 2 Description		
UDF3_CD	User Defined Field 3 Code		
UDF3_DESCR	User Defined Field 3 Description		
UDF4_CD	User Defined Field 4 Code		
UDF4_DESCR	User Defined Field 4 Description		

Target Field	Description	Source Field	Transformation Logic
UDF5_CD	User Defined Field 5 Code		
UDF5_DESCR	User Defined Field 5 Description		
UDF6_CD	User Defined Field 6 Code		
UDF6_DESCR	User Defined Field 6 Description		
UDF7_CD	User Defined Field 7 Code		
UDF7_DESCR	User Defined Field 7 Description		
UDF8_CD	User Defined Field 8 Code		
UDF8_DESCR	User Defined Field 8 Description		
UDF9_CD	User Defined Field 9 Code		
UDF9_DESCR	User Defined Field 9 Description		
UDF10_CD	User Defined Field 10 Code		
UDF10_DESCR	User Defined Field 10 Description		
UDF11_CD	User Defined Field 11 Code		
UDF11_DESCR	User Defined Field 11 Description		
UDF12_CD	User Defined Field 12 Code		
UDF12_DESCR	User Defined Field 12 Description		
UDF13_CD	User Defined Field 13 Code		
UDF13_DESCR	User Defined Field 13 Description		
UDF14_CD	User Defined Field 14 Code		
UDF14_DESCR	User Defined Field 14 Description		
UDF15_CD	User Defined Field 15 Code		
UDF15_DESCR	User Defined Field 15 Description		
UDF1_NUM	User Defined Field 1 Number		
UDF2_NUM	User Defined Field 2 Number		

Target Field	Description	Source Field	Transformation Logic
UDF3_NUM	User Defined Field 3 Number		
UDF4_NUM	User Defined Field 4 Number		
UDF5_NUM	User Defined Field 5 Number		
UDF6_NUM	User Defined Field 6 Number		
UDF7_NUM	User Defined Field 7 Number		
UDF8_NUM	User Defined Field 8 Number		
UDF9_NUM	User Defined Field 9 Number		
UDF10_NUM	User Defined Field 10 Number		
UDF1_DATE	User Defined Field 1 Date		
UDF2_DATE	User Defined Field 2 Date		
UDF3_DATE	User Defined Field 3 Date		
UDF4_DATE	User Defined Field 4 Date		
UDF5_DATE	User Defined Field 5 Date		
UDF6_DATE	User Defined Field 6 Date		
UDF7_DATE	User Defined Field 7 Date		
UDF8_DATE	User Defined Field 8 Date		
UDF9_DATE	User Defined Field 9 Date		
UDF10_DATE	User Defined Field 10 Date		
FLEXFIELD1	Flex Field 1		
FLEXFIELD2	Flex Field 2		
FLEXFIELD3	Flex Field 3		
FLEXFIELD4	Flex Field 4		
FLEXFIELD5	Flex Field 5		
FLEXFIELD6	Flex Field 6		
FLEXFIELD7	Flex Field 7		
FLEXFIELD8	Flex Field 8		
FLEXFIELD9	Flex Field 9		
FLEXFIELD10	Flex Field 10		

Target Field	Description	Source Field	Transformation Logic
Data Load Attributes			
DATA_LOAD_DTTM	Data Load Date/Time		This field is populated with the load timestamp value.
UPDATE_DTTM	Update Date/Time		
DATA_SOURCE_IND	Data Source Indicator	CI_INSTALLATION.ENV_ID	This field is populated with the DSI value on the source product instance configuration. The table is populated as part of the initial setup and the DSI value is extracted from the environment ID of the source system.
JOB_NBR	Job Number		This field is populated with the ODI job execution session number.

Note: The bucket dimension ELT job is configured to be initial load only. Any incremental changes to these buckets after the initial run will not be captured in BI. However, if there arises a need to reconfigure the buckets, then data should be truncated in the BI star schema tables and reloaded to reflect the changes. The bucket dimensions, along with the associated facts (Operational Device Snapshot and Accumulation), should be truncated and reloaded.

For details about reloading the data, see the **Data Reload** section in *Oracle Utilities Analytics Warehouse Installation and Configuration Guide*.

Operational Device

Extracts asset data related to operational devices from the Oracle Utilities Operational Device Management system. The appropriate firmware versions are retrieved based on the configuration set on the BI Extract Parameters in Oracle Utilities Operational Device Management.

Properties

Property	Value
Target Table	CD_OPR_DEVICE
Table Type	Dimension
SCD Type	Type 2
Source System Driver Table	W1_ASSET
ODI Package	B1_PKG_CD_OPR_DEVICE
ETL View	B1_D_OPR_DEVICE_VW

Fields

Target Field	Description	Source Field	Transformation Logic
Surrogate Key			
OPR_DEVICE_KEY	Operational Device Dimension Key		This field is populated from the B1_OPR_DEVICE_SEQ sequence.
Natural Keys			
SRC_ASSET_ID	Source Asset ID		This field is populated with only those assets whose BO name (BUS_OBJ_CD) is as configured in the BI config table.
Attributes			
FIRMWARE1	Firmware Version 1	W1_ASSET_IDENTIFIER.W1_ID_VALUE	The identifier value is retrieved based on the firmware Identifier Type configured in the Master Configuration for BI extract parameters. The Identifier Type configured for firmware 1 slot is retrieved.
FIRMWARE2	Firmware Version 2	W1_ASSET_IDENTIFIER.W1_ID_VALUE	The identifier value is retrieved based on the firmware Identifier Type configured in the Master Configuration for BI extract parameters. The Identifier Type configured for firmware 2 slot is retrieved.
FIRMWARE3	Firmware Version 3	W1_ASSET_IDENTIFIER.W1_ID_VALUE	The identifier value is retrieved based on the firmware Identifier Type configured in the Master Configuration for BI extract parameters. The Identifier Type configured for firmware 3 slot is retrieved.
FIRMWARE4	Firmware Version 4	W1_ASSET_IDENTIFIER.W1_ID_VALUE	The identifier value is retrieved based on the firmware Identifier Type configured in the Master Configuration for BI extract parameters. The Identifier Type configured for firmware 4 slot is retrieved.

Target Field	Description	Source Field	Transformation Logic
FIRMWARE5	Firmware Version 5	W1_ASSET_IDENTIFIER .W1_ID_VALUE	The identifier value is retrieved based on the firmware Identifier Type configured in the Master Configuration for BI extract parameters. The Identifier Type configured for firmware 5 slot is retrieved.
FIRMWARE6	Firmware Version 6	W1_ASSET_IDENTIFIER .W1_ID_VALUE	The identifier value is retrieved based on the firmware Identifier Type configured in the Master Configuration for BI extract parameters. The Identifier Type configured for firmware 6 slot is retrieved.
FIRMWARE7	Firmware Version 7	W1_ASSET_IDENTIFIER .W1_ID_VALUE	The identifier value is retrieved based on the firmware Identifier Type configured in the Master Configuration for BI extract parameters. The Identifier Type configured for firmware 7 slot is retrieved.
FIRMWARE8	Firmware Version 8	W1_ASSET_IDENTIFIER .W1_ID_VALUE	The identifier value is retrieved based on the firmware Identifier Type configured in the Master Configuration for BI extract parameters. The Identifier Type configured for firmware 8 slot is retrieved.
FIRMWARE9	Firmware Version 9	W1_ASSET_IDENTIFIER .W1_ID_VALUE	The identifier value is retrieved based on the firmware Identifier Type configured in the Master Configuration for BI extract parameters. The Identifier Type configured for firmware 9 slot is retrieved.
FIRMWARE10	Firmware Version 10	W1_ASSET_IDENTIFIER .W1_ID_VALUE	The identifier value is retrieved based on the firmware Identifier Type configured in the Master Configuration for BI extract parameters. The Identifier Type configured for firmware 10 slot is retrieved.
User Defined Attributes			
UDF1_CD	User Defined Field 1 Code		
UDF1_DESCR	User Defined Field 1 Description		
UDF2_CD	User Defined Field 2 Code		

Target Field	Description	Source Field	Transformation Logic
UDF2_DESCR	User Defined Field 2 Description		
UDF3_CD	User Defined Field 3 Code		
UDF3_DESCR	User Defined Field 3 Description		
UDF4_CD	User Defined Field 4 Code		
UDF4_DESCR	User Defined Field 4 Description		
UDF5_CD	User Defined Field 5 Code		
UDF5_DESCR	User Defined Field 5 Description		
UDF6_CD	User Defined Field 6 Code		
UDF6_DESCR	User Defined Field 6 Description		
UDF7_CD	User Defined Field 7 Code		
UDF7_DESCR	User Defined Field 7 Description		
UDF8_CD	User Defined Field 8 Code		
UDF8_DESCR	User Defined Field 8 Description		
UDF9_CD	User Defined Field 9 Code		
UDF9_DESCR	User Defined Field 9 Description		
UDF10_CD	User Defined Field 10 Code		
UDF10_DESCR	User Defined Field 10 Description		
UDF11_CD	User Defined Field 11 Code		
UDF11_DESCR	User Defined Field 11 Description		
UDF12_CD	User Defined Field 12 Code		
UDF12_DESCR	User Defined Field 12 Description		
UDF13_CD	User Defined Field 13 Code		
UDF13_DESCR	User Defined Field 13 Description		
UDF14_CD	User Defined Field 14 Code		
UDF14_DESCR	User Defined Field 14 Description		

Target Field	Description	Source Field	Transformation Logic
UDF15_CD	User Defined Field 15 Code		
UDF15_DESCR	User Defined Field 15 Description		
UDF1_NUM	User Defined Field 1 Number		
UDF2_NUM	User Defined Field 2 Number		
UDF3_NUM	User Defined Field 3 Number		
UDF4_NUM	User Defined Field 4 Number		
UDF5_NUM	User Defined Field 5 Number		
UDF6_NUM	User Defined Field 6 Number		
UDF7_NUM	User Defined Field 7 Number		
UDF8_NUM	User Defined Field 8 Number		
UDF9_NUM	User Defined Field 9 Number		
UDF10_NUM	User Defined Field 10 Number		
UDF1_DATE	User Defined Field 1 Date		
UDF2_DATE	User Defined Field 2 Date		
UDF3_DATE	User Defined Field 3 Date		
UDF4_DATE	User Defined Field 4 Date		
UDF5_DATE	User Defined Field 5 Date		
UDF6_DATE	User Defined Field 6 Date		
UDF7_DATE	User Defined Field 7 Date		
UDF8_DATE	User Defined Field 8 Date		
UDF9_DATE	User Defined Field 9 Date		
UDF10_DATE	User Defined Field 10 Date		
FLEXFIELD1	Flex Field 1		
FLEXFIELD2	Flex Field 2		
FLEXFIELD3	Flex Field 3		
FLEXFIELD4	Flex Field 4		

Target Field	Description	Source Field	Transformation Logic
FLEXFIELD5	Flex Field 5		
FLEXFIELD6	Flex Field 6		
FLEXFIELD7	Flex Field 7		
FLEXFIELD8	Flex Field 8		
FLEXFIELD9	Flex Field 9		
FLEXFIELD10	Flex Field 10		
Data Load Attributes			
DATA_LOAD_DTTM	Data Load Date/Time		This field is populated with the load timestamp value.
EFF_START_DTTM	Effective Start Date/Time		
EFF_END_DTTM	Effective End Date/Time		
DATA_SOURCE_IND	Data Source Indicator	CI_INSTALLATION.ENV_ID	This field is populated with the DSI value on the source product instance configuration. The table is populated as part of the initial setup and the DSI value is extracted from the environment ID of the source system.
JOB_NBR	Job Number		This field is populated with the ODI job execution session number.

Shared Dimensions

Shared dimensions are used in the star schemas of other source products as well. The other products also populate these shared dimensions with their data. The data source indicator (DSI) column plays a vital role in identifying the records belonging to a specific source product.

Address

Extracts data from the Location/Node entity in the Oracle Utilities Operational Device Management system. The address constituents from the location are retrieved and stored in the target dimension.

Properties

Property	Value
Target Table	CD_ADDR
Table Type	Dimension
SCD Type	Type 2
Source System Driver Table	W1_NODE
ODI Package	B1_PKG_CD_ADDR
ETL View	B1_D_ADDR_VW

Fields

Target Field	Description	Source Field	Transformation Logic
Surrogate Key			
ADDR_KEY	Address Dimension		This field is populated from the SPL_ADDR_SEQ sequence.
Natural Keys			
SRC_ADDR_ID	Address ID		
Attributes			
ADDR_INFO	Address	W1_NODE.ADDRESS1	This field is populated from the W1_NODE table based on the concatenation of the address, city, state, and postal code.
		W1_NODE.CITY	
		W1_NODE.STATE	
		W1_NODE.POSTAL	
ADDR_LINE1	Address Line 1	W1_NODE.ADDRESS1	

Target Field	Description	Source Field	Transformation Logic
ADDR_LINE2	Address Line 2	W1_NODE.ADDRESS2	
ADDR_LINE3	Address Line 3	W1_NODE.ADDRESS3	
ADDR_LINE4	Address Line 4	W1_NODE.ADDRESS4	
CITY	City	W1_NODE.CITY	
COUNTY	County	W1_NODE.COUNTY	
POSTAL	Postal Code	W1_NODE.POSTAL	
STATE_CD	State Code	W1_NODE.STATE	
STATE_DESCR	State Description	CL_STATE_L.DESCR	
COUNTRY_CD	Country Code	W1_NODE.COUNTRY	
COUNTRY_DESCR	Country Description	CL_COUNTRY_L.DESCR	
CROSS_STREET	Cross Street	W1_NODE.W1_CROSS_S TREET	
SUBURB	Suburb	W1_NODE.W1_SUBURB	
GEO_CODE	Geographical Code	W1_NODE.GEO_CODE	
User Defined Attributes			
UDF1_CD	User Defined Field 1 Code		
UDF1_DESCR	User Defined Field 1 Description		
UDF2_CD	User Defined Field 2 Code		
UDF2_DESCR	User Defined Field 2 Description		
UDF3_CD	User Defined Field 3 Code		
UDF3_DESCR	User Defined Field 3 Description		
UDF4_CD	User Defined Field 4 Code		
UDF4_DESCR	User Defined Field 4 Description		
UDF5_CD	User Defined Field 5 Code		
UDF5_DESCR	User Defined Field 5 Description		
UDF6_CD	User Defined Field 6 Code		
UDF6_DESCR	User Defined Field 6 Description		
UDF7_CD	User Defined Field 7 Code		
UDF7_DESCR	User Defined Field 7 Description		

Target Field	Description	Source Field	Transformation Logic
UDF8_CD	User Defined Field 8 Code		
UDF8_DESCR	User Defined Field 8 Description		
UDF9_CD	User Defined Field 9 Code		
UDF9_DESCR	User Defined Field 9 Description		
UDF10_CD	User Defined Field 10 Code		
UDF10_DESCR	User Defined Field 10 Description		
UDF11_CD	User Defined Field 11 Code		
UDF11_DESCR	User Defined Field 11 Description		
UDF12_CD	User Defined Field 12 Code		
UDF12_DESCR	User Defined Field 12 Description		
UDF13_CD	User Defined Field 13 Code		
UDF13_DESCR	User Defined Field 13 Description		
UDF14_CD	User Defined Field 14 Code		
UDF14_DESCR	User Defined Field 14 Description		
UDF15_CD	User Defined Field 15 Code		
UDF15_DESCR	User Defined Field 15 Description		
UDF1_NUM	User Defined Field 1 Number		
UDF2_NUM	User Defined Field 2 Number		
UDF3_NUM	User Defined Field 3 Number		
UDF4_NUM	User Defined Field 4 Number		
UDF5_NUM	User Defined Field 5 Number		
UDF6_NUM	User Defined Field 6 Number		
UDF7_NUM	User Defined Field 7 Number		

Target Field	Description	Source Field	Transformation Logic
UDF8_NUM	User Defined Field 8 Number		
UDF9_NUM	User Defined Field 9 Number		
UDF10_NUM	User Defined Field 10 Number		
UDF1_DATE	User Defined Field 1 Date		
UDF2_DATE	User Defined Field 2 Date		
UDF3_DATE	User Defined Field 3 Date		
UDF4_DATE	User Defined Field 4 Date		
UDF5_DATE	User Defined Field 5 Date		
UDF6_DATE	User Defined Field 6 Date		
UDF7_DATE	User Defined Field 7 Date		
UDF8_DATE	User Defined Field 8 Date		
UDF9_DATE	User Defined Field 9 Date		
UDF10_DATE	User Defined Field 10 Date		
FLEXFIELD1	Flex Field 1		
FLEXFIELD2	Flex Field 2		
FLEXFIELD3	Flex Field 3		
FLEXFIELD4	Flex Field 4		
FLEXFIELD5	Flex Field 5		
FLEXFIELD6	Flex Field 6		
FLEXFIELD7	Flex Field 7		
FLEXFIELD8	Flex Field 8		
FLEXFIELD9	Flex Field 9		
FLEXFIELD10	Flex Field 10		
Data Load Attributes			
EFF_START_DTTM	Effective Start Date/Time		
EFF_END_DTTM	Effective End Date/Time		
DATA_LOAD_DTTM	Data Load Date/Time		This field is populated with the load timestamp value.

Target Field	Description	Source Field	Transformation Logic
DATA_SOURCE_IND	Data Source Indicator	CL_INSTALLATION.ENV_ID	This field is populated with the DSI value on the source product instance configuration. The table is populated as part of the initial setup and the DSI value is extracted from the environment ID of the source system.
JOB_NBR	Job Number		This field is populated with the ODI job execution session number.

Asset

Extracts all assets defined in the system. The dimension holds all generic asset information, such as the specification details, asset type, and asset class information.

Properties

Property	Value
Target Table	CD_UTIL_ASSET
Table Type	Dimension
SCD Type	Type 2
Source System Driver Table	W1_ASSET
ODI Package	B1_PKG_CD_UTIL_ASSET
ETL View	B1_D_UTIL_ASSET_VW

Fields

Target Field	Description	Source Field	Transformation Logic
Surrogate Key			
UTIL_ASSET_KEY	Utility Asset Dimension		This field is populated from the B1_UTIL_ASSET_SEQ sequence.
Natural Keys			
SRC_UTIL_ASSET_ID	Source Utility Asset ID	W1_ASSET.ASSET_ID	
Attributes			

Target Field	Description	Source Field	Transformation Logic
UTIL_ASSET_INFO	Utility Asset Information	W1_ASSET_IDENTIFIER. .W1_ID_VALUE	This field is populated with the badge number retrieved based on the Asset ID populated.
UTIL_ASSET_DESCR	Utility Asset Description	W1_ASSET.DESCRLONG	This field is populated with the first 254 characters from the respective column in the Asset table.
SPEC_CD	Specification Code	W1_ASSET.SPECIFICATI ON_CD	
SPEC_DESCR	Specification Description	W1_SPECIFICATION_L. DESCR100	
MANUFACTURER_CD	Manufacturer Code	W1_SPECIFICATION. W1_MANUFACTURER_C D	
MANUFACTURER_ DESCR	Manufacturer Description	W1_MANUFACTURER_L. .DESCR100	
MODEL	Model	W1_SPECIFICATION_ID ENTIFIER.W1_ID_VALU E	This field is populated based on the specification code on the asset and where the specification identifier flag is W1MD.
UTIL_ASSET_TYPE_CD	Utility Asset Type Code	W1_ASSET.ASSET_TYPE _CD	
UTIL_ASSET_TYPE_ DESCR	Utility Asset Type Description	W1_ASSET_TYPE_L.DES CR100	
UTIL_ASSET_CLASS_CD	Utility Asset Class Code	W1_ASSET_TYPE.ASSET _CLASS_FLG	
UTIL_ASSET_CLASS_ DESCR	Utility Asset Class Description	CL_LOOKUP_VAL_L.DE SCR_OVRD CL_LOOKUP_VAL_L.DE SCR	This field is populated with the description from the Lookup Language table for the lookup field ASSET_CLASS_FLG. If an override description is not available, regular description is extracted.
UTIL_ASSET_CAT_CD	Utility Asset Category Code	W1_ASSET_TYPE.ASSET _CAT_FLG	
UTIL_ASSET_CAT_ DESCR	Utility Asset Category Description	CL_LOOKUP_VAL_L.DE SCR_OVRD CL_LOOKUP_VAL_L.DE SCR	This field is populated with the description from the Lookup Language table for the lookup field ASSET_CAT_FLG. If an override description is not available, regular description is extracted.

Target Field	Description	Source Field	Transformation Logic
UTIL_ASSET_COND_SCORE	Asset Condition Score	W1_ASSET.CONDITION_RATING	
UTIL_ASSET_CONF_RAT	Confidence Rating	W1_ASSET.CONFIDENCE_RATING	
COND_SCORE_BKT_START_RANGE	Asset Condition Score Bucket Start Range	F1_BKT_CONFIG_VAL.BKT_START_RANGE	<p>This field is populated with the start range of the condition score bucket for which this asset's condition score falls into. It goes hand in hand with the Asset Condition Score Bucket End Range to constitute the actual bucket range the asset's score falls into.</p> <p>Note: For details about how the buckets are configured, see Configuring Source in the <i>Oracle Utilities Analytics Warehouse Installation and Configuration Guide</i>.</p>
COND_SCORE_BKT_END_RANGE	Asset Condition Score Bucket End Range	F1_BKT_CONFIG_VAL.BKT_END_RANGE	<p>This field is populated with the end range of the condition score bucket for which this asset's condition score falls into. It goes hand in hand with the Asset Condition Score Bucket Start Range to constitute the actual bucket range the asset's score falls into.</p> <p>Note: For details about how the buckets are configured, see Configuring Source in the <i>Oracle Utilities Analytics Warehouse Installation and Configuration Guide</i>.</p>
COND_SCORE_BKT_DESCR	Asset Condition Score Bucket Description	F1_BKT_CONFIG_VAL.L.DESCR	<p>This field is populated with the description of the condition score bucket for which this asset's condition score falls into.</p> <p>Note: For details about how the buckets are configured, see Configuring Source in the <i>Oracle Utilities Analytics Warehouse Installation and Configuration Guide</i>.</p>

Target Field	Description	Source Field	Transformation Logic
User Defined Attributes			
UDF1_CD	User Defined Field 1 Code		
UDF1_DESCR	User Defined Field 1 Description		
UDF2_CD	User Defined Field 2 Code		
UDF2_DESCR	User Defined Field 2 Description		
UDF3_CD	User Defined Field 3 Code		
UDF3_DESCR	User Defined Field 3 Description		
UDF4_CD	User Defined Field 4 Code		
UDF4_DESCR	User Defined Field 4 Description		
UDF5_CD	User Defined Field 5 Code		
UDF5_DESCR	User Defined Field 5 Description		
UDF6_CD	User Defined Field 6 Code		
UDF6_DESCR	User Defined Field 6 Description		
UDF7_CD	User Defined Field 7 Code		
UDF7_DESCR	User Defined Field 7 Description		
UDF8_CD	User Defined Field 8 Code		
UDF8_DESCR	User Defined Field 8 Description		
UDF9_CD	User Defined Field 9 Code		
UDF9_DESCR	User Defined Field 9 Description		
UDF10_CD	User Defined Field 10 Code		
UDF10_DESCR	User Defined Field 10 Description		
UDF11_CD	User Defined Field 11 Code		
UDF11_DESCR	User Defined Field 11 Description		
UDF12_CD	User Defined Field 12 Code		
UDF12_DESCR	User Defined Field 12 Description		

Target Field	Description	Source Field	Transformation Logic
UDF13_CD	User Defined Field 13 Code		
UDF13_DESCR	User Defined Field 13 Description		
UDF14_CD	User Defined Field 14 Code		
UDF14_DESCR	User Defined Field 14 Description		
UDF15_CD	User Defined Field 15 Code		
UDF15_DESCR	User Defined Field 15 Description		
UDF1_NUM	User Defined Field 1 Number		
UDF2_NUM	User Defined Field 2 Number		
UDF3_NUM	User Defined Field 3 Number		
UDF4_NUM	User Defined Field 4 Number		
UDF5_NUM	User Defined Field 5 Number		
UDF6_NUM	User Defined Field 6 Number		
UDF7_NUM	User Defined Field 7 Number		
UDF8_NUM	User Defined Field 8 Number		
UDF9_NUM	User Defined Field 9 Number		
UDF10_NUM	User Defined Field 10 Number		
UDF1_NUM	User Defined Field 1 Number		
UDF2_NUM	User Defined Field 2 Number		
UDF3_NUM	User Defined Field 3 Number		
UDF4_NUM	User Defined Field 4 Number		
UDF5_NUM	User Defined Field 5 Number		

Target Field	Description	Source Field	Transformation Logic
UDF6_NUM	User Defined Field 6 Number		
UDF7_NUM	User Defined Field 7 Number		
UDF8_NUM	User Defined Field 8 Number		
UDF9_NUM	User Defined Field 9 Number		
UDF10_NUM	User Defined Field 10 Number		
UDF1_DATE	User Defined Field 1 Date		
UDF2_DATE	User Defined Field 2 Date		
UDF3_DATE	User Defined Field 3 Date		
UDF4_DATE	User Defined Field 4 Date		
UDF5_DATE	User Defined Field 5 Date		
UDF6_DATE	User Defined Field 6 Date		
UDF7_DATE	User Defined Field 7 Date		
UDF8_DATE	User Defined Field 8 Date		
UDF9_DATE	User Defined Field 9 Date		
UDF10_DATE	User Defined Field 10 Date		
FLEXFIELD1	Flex Field 1		
FLEXFIELD2	Flex Field 2		
FLEXFIELD3	Flex Field 3		
FLEXFIELD4	Flex Field 4		
FLEXFIELD5	Flex Field 5		
FLEXFIELD6	Flex Field 6		
FLEXFIELD7	Flex Field 7		
FLEXFIELD8	Flex Field 8		
FLEXFIELD9	Flex Field 9		
FLEXFIELD10	Flex Field 10		
Data Load Attributes			
EFF_START_DTTM	Effective Start Date/Time		
EFF_END_DTTM	Effective End Date/Time		
DATA_LOAD_DTTM	Data Load Date/Time		This field is populated with the load timestamp value.

Target Field	Description	Source Field	Transformation Logic
DATA_SOURCE_IND	Data Source Indicator	CI_INSTALLATION.ENV_ID	This field is populated with the DSI value on the source product instance configuration. The table is populated as part of the initial setup and the DSI value is extracted from the environment ID of the source system.
JOB_NBR	Job Number		This field is populated with the ODI job execution session number.

Asset Inspection Status

Populated with all the possible outcomes for asset inspections. For example: whether it passed, failed, etc.

Properties

Property	Value
Target Table	CD_ASSET_INSP_STATUS
Table Type	Dimension
SCD Type	Type 1
Source System Driver Table	CI_LOOKUP_VAL_L
ODI Package	B1_PKG_CD_ASSET_INSP_STATUS
ETL View	B1_D_ASSET_INSP_STATUS_VW

Fields

Target Field	Description	Source Field	Transformation Logic
Surrogate Key			
ASSET_INSP_STATUS_KEY	Asset Inspection Status Dimension Surrogate Key		This field is populated from the B1_ASSET_INSP_STATUS_SEQ sequence.
Natural Keys			

Target Field	Description	Source Field	Transformation Logic
ASSET_INSP_STATUS_CD	Asset Inspection Status Code	CI_LOOKUP_VAL_L.FIELD_VALUE	This field is populated with the lookup value for the lookup field INSPECTION_INDICATOR_FLG.
Attributes			
ASSET_INSP_STATUS_DESCR	Asset Inspection Status Description	CI_LOOKUP_VAL_L.DESCR CI_LOOKUP_VAL_L.DESCR_OVRD	This field is populated with the description from Lookup Language table for the ASSET_INSP_STATUS_FLG lookup field. If override description is not available, regular description is extracted.
User Defined Attributes			
UDF1_CD	User Defined Field 1 Code		
UDF1_DESCR	User Defined Field 1 Description		
UDF2_CD	User Defined Field 2 Code		
UDF2_DESCR	User Defined Field 2 Description		
UDF3_CD	User Defined Field 3 Code		
UDF3_DESCR	User Defined Field 3 Description		
UDF4_CD	User Defined Field 4 Code		
UDF4_DESCR	User Defined Field 4 Description		
UDF5_CD	User Defined Field 5 Code		
UDF5_DESCR	User Defined Field 5 Description		
UDF6_CD	User Defined Field 6 Code		
UDF6_DESCR	User Defined Field 6 Description		
UDF7_CD	User Defined Field 7 Code		
UDF7_DESCR	User Defined Field 7 Description		
UDF8_CD	User Defined Field 8 Code		
UDF8_DESCR	User Defined Field 8 Description		

Target Field	Description	Source Field	Transformation Logic
UDF9_CD	User Defined Field 9 Code		
UDF9_DESCR	User Defined Field 9 Description		
UDF10_CD	User Defined Field 10 Code		
UDF10_DESCR	User Defined Field 10 Description		
UDF11_CD	User Defined Field 11 Code		
UDF11_DESCR	User Defined Field 11 Description		
UDF12_CD	User Defined Field 12 Code		
UDF12_DESCR	User Defined Field 12 Description		
UDF13_CD	User Defined Field 13 Code		
UDF13_DESCR	User Defined Field 13 Description		
UDF14_CD	User Defined Field 14 Code		
UDF14_DESCR	User Defined Field 14 Description		
UDF15_CD	User Defined Field 15 Code		
UDF15_DESCR	User Defined Field 15 Description		
UDF1_NUM	User Defined Field 1 Number		
UDF2_NUM	User Defined Field 2 Number		
UDF3_NUM	User Defined Field 3 Number		
UDF4_NUM	User Defined Field 4 Number		
UDF5_NUM	User Defined Field 5 Number		
UDF6_NUM	User Defined Field 6 Number		
UDF7_NUM	User Defined Field 7 Number		
UDF8_NUM	User Defined Field 8 Number		
UDF9_NUM	User Defined Field 9 Number		

Target Field	Description	Source Field	Transformation Logic
UDF10_NUM	User Defined Field 10 Number		
UDF1_DATE	User Defined Field 1 Date		
UDF2_DATE	User Defined Field 2 Date		
UDF3_DATE	User Defined Field 3 Date		
UDF4_DATE	User Defined Field 4 Date		
UDF5_DATE	User Defined Field 5 Date		
UDF6_DATE	User Defined Field 6 Date		
UDF7_DATE	User Defined Field 7 Date		
UDF8_DATE	User Defined Field 8 Date		
UDF9_DATE	User Defined Field 9 Date		
UDF10_DATE	User Defined Field 10 Date		
FLEXFIELD1	Flex Field 1		
FLEXFIELD2	Flex Field 2		
FLEXFIELD3	Flex Field 3		
FLEXFIELD4	Flex Field 4		
FLEXFIELD5	Flex Field 5		
FLEXFIELD6	Flex Field 6		
FLEXFIELD7	Flex Field 7		
FLEXFIELD8	Flex Field 8		
FLEXFIELD9	Flex Field 9		
FLEXFIELD10	Flex Field 10		
Data Load Attributes			
UPDATE_DTTM	Update Date and Time		
DATA_LOAD_DTTM	Data Load Date/Time		This field is populated with the load timestamp value.
DATA_SOURCE_IND	Data Source Indicator	CI_INSTALLATION.ENV_ID	This field is populated with the DSI value on the source product instance configuration. The table is populated as part of the initial setup and the DSI value is extracted from the environment ID of the source system.

Target Field	Description	Source Field	Transformation Logic
JOB_NBR	Job Number		This field is populated with the ODI job execution session number.

Location

Extracts data from the Location entity in Oracle Utilities Work and Asset Management system. The location hierarchy is extracted up to 10 levels.

Properties

Property	Value
Target Table	CD_LOCATION
Table Type	Dimension
SCD Type	Type 2
Source System Driver Table	W1_NODE
ODI Package	B1_PKG_CD_LOCATION
ETL View	B1_D_LOCATION_VW

Fields

Target Field	Description	Source Field	Transformation Logic
Surrogate Key			
LOCATION_KEY	Location Dimension Surrogate Key		This field is populated from the B1_LOCATION_SEQ sequence.
Natural Keys			
SRC_LOCATION_ID	Source Location ID	W1_NODE.NODE_ID	
Attributes			
LOCATION_INFO	Location Information	W1_NODE.DESCR100	Note: This field can be customized to override the value provided out-of-the-box.
LOCATION_TYPE_CD	Location Type Code	W1_NODE.NODE_TYPE_CD	
LOCATION_TYPE_DESCR	Location Type Description	W1_NODE_TYPE_LDESCR100	

Target Field	Description	Source Field	Transformation Logic
LOCATION_CLASS_CD	Location Class Code	W1_NODE.LOCATION_CLASS_FLG	
LOCATION_CLASS_DESCR	Location Class Description	CI_LOOKUP_VAL_L.DESCR_OVRD CI_LOOKUP_VAL_L.DESCR	This field is populated with the description from the Lookup Language table for the lookup field LOCATION_CLASS_FLG. If an override description is not available, regular description is extracted
LOCATION_TYPE_CLASS_CD	Location Type Class Code	W1_NODE_TYPE.NODE_CLASS_FLG	
LOCATION_TYPE_CLASS_DESCR	Location Type Class Description	CI_LOOKUP_VAL_L.DESCR_OVRD CI_LOOKUP_VAL_L.DESCR	This field is populated with the description from the Lookup Language table for the lookup field NODE_CLASS_FLG. If an override description is not available, regular description is extracted.
LOCATION_CATEGORY	Location Category		This field is populated with: <ul style="list-style-type: none"> • A - if the location is an Asset Location • S - if the location is a Storeroom • O - if the location is an Organization
CRITICALITY_VAL	Asset Criticality Flag	W1_NODE.CRITICALITY_FLG	This field is populated with the location's actual criticality.
CRITICALITY_BKT_START_RANGE	Asset Criticality Bucket Start Range	F1_BKT_CONFIG_VAL.BKT_START_RANGE	This field is populated with the start range of the criticality bucket for which this asset's criticality falls into. It goes hand in hand with the Asset Criticality Bucket End Range to constitute the actual bucket range the asset's criticality falls into. Note: See Configuring Source in the <i>Oracle Utilities Analytics Warehouse Installation and Configuration Guide</i> for details about how to configure the buckets.

Target Field	Description	Source Field	Transformation Logic
CRITICALITY_BKT_ED_RANGE	Asset Criticality Bucket End Range	F1_BKT_CONFIG_VAL.BKT_END_RANGE	<p>This field is populated with the end range of the criticality bucket for which this asset's criticality falls into. It goes hand in hand with the Asset Criticality Bucket Start Range to constitute the actual bucket range the asset's criticality falls into.</p> <p>Note: See Configuring Source in the <i>Oracle Utilities Analytics Warehouse Installation and Configuration Guide</i> for details about how to configure the buckets.</p>
CRITICALITY_BKT_DESCR	Asset Criticality Bucket Description	F1_BKT_CONFIG_VAL.L.DESCR	<p>This field is populated with the description of the criticality bucket for which the location's criticality falls into.</p> <p>Note: See Configuring Source in the <i>Oracle Utilities Analytics Warehouse Installation and Configuration Guide</i> for details about how to configure the buckets.</p>
CRITICALITY_CAT_CD	Location Criticality Category Code	F1_BKT_CONFIG_VAL.BKT_VAL_TYPE_CD	<p>This field is populated with the category of the Criticality Bucket for which this location's criticality falls into.</p> <p>Examples of criticality category are 'Critical', 'High', 'Medium', and 'Low'.</p> <p>Note: See Configuring Source in the <i>Oracle Utilities Analytics Warehouse Installation and Configuration Guide</i> for details about how to configure the buckets.</p>

Target Field	Description	Source Field	Transformation Logic
CRITICALITY_CAT_DESCR	Location Criticality Category Description	CL_LOOKUP_VAL_L.DE SCR_OVRD CL_LOOKUP_VAL_L.DE SCR	This field is populated with the description from the Lookup Language table for the lookup field CRIT_CAT_FLG. If override description is not available, regular description is extracted Note: See Configuring Source in the <i>Oracle Utilities Analytics Warehouse Installation and Configuration Guide</i> for details about how to configure the buckets.
ENV_RATING	Environment Rating		This field is populated with the Environment Rating retrieved from the location's characteristic of type "Environment Rating (W1-ENVRT)".
RCM_SYSTEM_CD	RCM System Code	W1_NODE.RCM_SYSTEM_FLG	
RCM_SYSTEM_DESCR	RCM System Description		If an override description is not available, regular description is extracted.
PARENT_LOCATION_LV_L1_CD	Parent Location Level 1 Code	W1_NODE.PARENT_NO DE_ID	This field is populated with the location ID of the parent of the current location.
PARENT_LOCATION_LV_L1_DESCR	Parent Location Level 1 Description	W1_NODE.DESCR100	This field is populated with the description of parent 1 location.
PARENT_LOCATION_LV_L2_CD	Parent Location Level 2 Code	W1_NODE.PARENT_NO DE_ID	This field is populated with the location ID of the parent of the current location.
PARENT_LOCATION_LV_L2_DESCR	Parent Location Level 2 Description	W1_NODE.DESCR100	This field is populated with the description of parent 2 location.
PARENT_LOCATION_LV_L3_CD	Parent Location Level 3 Code	W1_NODE.PARENT_NO DE_ID	This field is populated with the location ID of the parent of the current location.
PARENT_LOCATION_LV_L3_DESCR	Parent Location Level 3 Description	W1_NODE.DESCR100	This field is populated with the description of parent 3 location.
PARENT_LOCATION_LV_L4_CD	Parent Location Level 4 Code	W1_NODE.PARENT_NO DE_ID	This field is populated with the location ID of the parent of the current location.

Target Field	Description	Source Field	Transformation Logic
PARENT_LOCATION_LV L4_DESCR	Parent Location Level 4 Description	W1_NODE.DESCR100	This field is populated with the description of parent 4 location.
PARENT_LOCATION_LV L5_CD	Parent Location Level 5 Code	W1_NODE.PARENT_NO DE_ID	This field is populated with the location ID of the parent of the current location.
PARENT_LOCATION_LV L5_DESCR	Parent Location Level 5 Description	W1_NODE.DESCR100	This field is populated with the description of parent 5 location.
PARENT_LOCATION_LV L6_CD	Parent Location Level 6 Code	W1_NODE.PARENT_NO DE_ID	This field is populated with the location ID of the parent of the current location.
PARENT_LOCATION_LV L6_DESCR	Parent Location Level 6 Description	W1_NODE.DESCR100	This field is populated with the description of parent 6 location.
PARENT_LOCATION_LV L7_CD	Parent Location Level 7 Code	W1_NODE.PARENT_NO DE_ID	This field is populated with the location ID of the parent of the current location.
PARENT_LOCATION_LV L7_DESCR	Parent Location Level 7 Description	W1_NODE.DESCR100	This field is populated with the description of parent 7 location.
PARENT_LOCATION_LV L8_CD	Parent Location Level 8 Code	W1_NODE.PARENT_NO DE_ID	This field is populated with the location ID of the parent of the current location.
PARENT_LOCATION_LV L8_DESCR	Parent Location Level 8 Description	W1_NODE.DESCR100	This field is populated with the description of parent 8 location.
PARENT_LOCATION_LV L9_CD	Parent Location Level 9 Code	W1_NODE.PARENT_NO DE_ID	This field is populated with the location ID of the parent of the current location.
PARENT_LOCATION_LV L9_DESCR	Parent Location Level 9 Description	W1_NODE.DESCR100	This field is populated with the description of parent 9 location.
PARENT_LOCATION_LV L10_CD	Parent Location Level 10 Code	W1_NODE.PARENT_NO DE_ID	This field is populated with the location ID of the parent of the current location.
PARENT_LOCATION_LV L10_DESCR	Parent Location Level 10 Description	W1_NODE.DESCR100	This field is populated with the description of parent 10 location.
User Defined Attributes			
UDF1_CD	User Defined Field 1 Code		
UDF1_DESCR	User Defined Field 1 Description		

Target Field	Description	Source Field	Transformation Logic
UDF2_CD	User Defined Field 2 Code		
UDF2_DESCR	User Defined Field 2 Description		
UDF3_CD	User Defined Field 3 Code		
UDF3_DESCR	User Defined Field 3 Description		
UDF4_CD	User Defined Field 4 Code		
UDF4_DESCR	User Defined Field 4 Description		
UDF5_CD	User Defined Field 5 Code		
UDF5_DESCR	User Defined Field 5 Description		
UDF6_CD	User Defined Field 6 Code		
UDF6_DESCR	User Defined Field 6 Description		
UDF7_CD	User Defined Field 7 Code		
UDF7_DESCR	User Defined Field 7 Description		
UDF8_CD	User Defined Field 8 Code		
UDF8_DESCR	User Defined Field 8 Description		
UDF9_CD	User Defined Field 9 Code		
UDF9_DESCR	User Defined Field 9 Description		
UDF10_CD	User Defined Field 10 Code		
UDF10_DESCR	User Defined Field 10 Description		
UDF11_CD	User Defined Field 11 Code		
UDF11_DESCR	User Defined Field 11 Description		
UDF12_CD	User Defined Field 12 Code		
UDF12_DESCR	User Defined Field 12 Description		
UDF13_CD	User Defined Field 13 Code		
UDF13_DESCR	User Defined Field 13 Description		
UDF14_CD	User Defined Field 14 Code		

Target Field	Description	Source Field	Transformation Logic
UDF14_DESCR	User Defined Field 14 Description		
UDF15_CD	User Defined Field 15 Code		
UDF15_DESCR	User Defined Field 15 Description		
UDF1_NUM	User Defined Field 1 Number		
UDF2_NUM	User Defined Field 2 Number		
UDF3_NUM	User Defined Field 3 Number		
UDF4_NUM	User Defined Field 4 Number		
UDF5_NUM	User Defined Field 5 Number		
UDF6_NUM	User Defined Field 6 Number		
UDF7_NUM	User Defined Field 7 Number		
UDF8_NUM	User Defined Field 8 Number		
UDF9_NUM	User Defined Field 9 Number		
UDF10_NUM	User Defined Field 10 Number		
UDF1_DATE	User Defined Field 1 Date		
UDF2_DATE	User Defined Field 2 Date		
UDF3_DATE	User Defined Field 3 Date		
UDF4_DATE	User Defined Field 4 Date		
UDF5_DATE	User Defined Field 5 Date		
UDF6_DATE	User Defined Field 6 Date		
UDF7_DATE	User Defined Field 7 Date		
UDF8_DATE	User Defined Field 8 Date		
UDF9_DATE	User Defined Field 9 Date		
UDF10_DATE	User Defined Field 10 Date		
FLEXFIELD1	Flex Field 1		
FLEXFIELD2	Flex Field 2		

Target Field	Description	Source Field	Transformation Logic
FLEXFIELD3	Flex Field 3		
FLEXFIELD4	Flex Field 4		
FLEXFIELD5	Flex Field 5		
FLEXFIELD6	Flex Field 6		
FLEXFIELD7	Flex Field 7		
FLEXFIELD8	Flex Field 8		
FLEXFIELD9	Flex Field 9		
FLEXFIELD10	Flex Field 10		
Data Load Attributes			
UPDATE_DTTM	Update Date and Time		
EFF_START_DTTM	Effective Start Date/Time		
EFF_END_DTTM	Effective End Date/Time		
DATA_LOAD_DTTM	Data Load Date/Time		This field is populated with the load timestamp value.
DATA_SOURCE_IND	Data Source Indicator	CI_INSTALLATION.ENV_ID	This field is populated with the DSI value on the source product instance configuration. The table is populated as part of the initial setup and the DSI value is extracted from the environment ID of the source system.
JOB_NBR	Job Number		This field is populated with the ODI job execution session number.

Service History

Stores all service histories from the source system.

Properties

Property	Value
Target Table	CD_SERVICE_HIST
Table Type	Dimension
SCD Type	Type 2
Source System Driver Table	W1_SVC_HIST
ODI Package	B1_PKG_CD_SERVICE_HIST
ETL View	B1_D_SERVICE_HIST_VW

Fields

Target Field	Description	Source Field	Transformation Logic
Surrogate Key			
SERVICE_HIST_KEY	Service History Dimension Surrogate Key		Populated from the B1_SERVICE_HIST_SEQ sequence.
Natural Keys			
SRC_SERVICE_HIST_ID	Source Service History ID	W1_SVC_HIST.SVC_HIST_ID	
Attributes			
FAILURE_TYPE_CD	Failure Cause Code	W1_SVC_HIST.FAILURE_TYPE_CD	Populated only for failure service histories.
FAILURE_TYPE_DESCR	Failure Cause Description	W1_FAILURE_TYPE_L.DESCR100	Populated with the description of the Failure Type.
FAILURE_MODE_CD	Failure Mode Code	W1_SVC_HIST.FAILURE_MODE_CD	Populated only for failure service histories.
FAILURE_MODE_DESCR	Failure Mode Description	W1_FAILURE_MODE_L.DESCR100	Populated with the description of the Failure Mode Code.
FAILURE_REPAIR_CD	Failure Repair Code	W1_SVC_HIST.FAILURE_REPAIR_CD	Populated only for failure service histories.
FAILURE_REPAIR_DESCR	Failure Repair Description	W1_FAILURE_REPAIR_L.DESCR100	Populated with the description of the Failure Repair Code.

Target Field	Description	Source Field	Transformation Logic
FAILURE_ROOT_CAUSE	Failure Root Cause	W1_SVC_HIST.BO_DATA_AREA	Populated with the value for the failure root cause XML element from the CLOB column. It is populated only for failure service histories.
FAILURE_COMMENT	Failure Comment	W1_SVC_HIST.BO_DATA_AREA	Populated with the value for the comments XML element from the CLOB column. It is populated only for failure service histories.
FAILURE_COMP_CD	Failure Component Code	W1_SVC_HIST.FAILURE_COMP_CD	Populated only for the failure service histories.
FAILURE_COMP_DESCR	Failure Component Description	W1_FAILURE_COMP_L.DESCR100	Populated with the description of the Failure Component Code.
User Defined Attributes			
UDF1_CD	User Defined Field 1 Code		
UDF1_DESCR	User Defined Field 1 Description		
UDF2_CD	User Defined Field 2 Code		
UDF2_DESCR	User Defined Field 2 Description		
UDF3_CD	User Defined Field 3 Code		
UDF3_DESCR	User Defined Field 3 Description		
UDF4_CD	User Defined Field 4 Code		
UDF4_DESCR	User Defined Field 4 Description		
UDF5_CD	User Defined Field 5 Code		
UDF5_DESCR	User Defined Field 5 Description		
UDF6_CD	User Defined Field 6 Code		
UDF6_DESCR	User Defined Field 6 Description		
UDF7_CD	User Defined Field 7 Code		
UDF7_DESCR	User Defined Field 7 Description		
UDF8_CD	User Defined Field 8 Code		
UDF8_DESCR	User Defined Field 8 Description		

Target Field	Description	Source Field	Transformation Logic
UDF9_CD	User Defined Field 9 Code		
UDF9_DESCR	User Defined Field 9 Description		
UDF10_CD	User Defined Field 10 Code		
UDF10_DESCR	User Defined Field 10 Description		
UDF11_CD	User Defined Field 11 Code		
UDF11_DESCR	User Defined Field 11 Description		
UDF12_CD	User Defined Field 12 Code		
UDF12_DESCR	User Defined Field 12 Description		
UDF13_CD	User Defined Field 13 Code		
UDF13_DESCR	User Defined Field 13 Description		
UDF14_CD	User Defined Field 14 Code		
UDF14_DESCR	User Defined Field 14 Description		
UDF15_CD	User Defined Field 15 Code		
UDF15_DESCR	User Defined Field 15 Description		
UDF1_NUM	User Defined Field 1 Number		
UDF2_NUM	User Defined Field 2 Number		
UDF3_NUM	User Defined Field 3 Number		
UDF4_NUM	User Defined Field 4 Number		
UDF5_NUM	User Defined Field 5 Number		
UDF6_NUM	User Defined Field 6 Number		
UDF7_NUM	User Defined Field 7 Number		
UDF8_NUM	User Defined Field 8 Number		
UDF9_NUM	User Defined Field 9 Number		

Target Field	Description	Source Field	Transformation Logic
UDF10_NUM	User Defined Field 10 Number		
UDF1_DATE	User Defined Field 1 Date		
UDF2_DATE	User Defined Field 2 Date		
UDF3_DATE	User Defined Field 3 Date		
UDF4_DATE	User Defined Field 4 Date		
UDF5_DATE	User Defined Field 5 Date		
UDF6_DATE	User Defined Field 6 Date		
UDF7_DATE	User Defined Field 7 Date		
UDF8_DATE	User Defined Field 8 Date		
UDF9_DATE	User Defined Field 9 Date		
UDF10_DATE	User Defined Field 10 Date		
FLEXFIELD1	Flex Field 1		
FLEXFIELD2	Flex Field 2		
FLEXFIELD3	Flex Field 3		
FLEXFIELD4	Flex Field 4		
FLEXFIELD5	Flex Field 5		
FLEXFIELD6	Flex Field 6		
FLEXFIELD7	Flex Field 7		
FLEXFIELD8	Flex Field 8		
FLEXFIELD9	Flex Field 9		
FLEXFIELD10	Flex Field 10		
Data Load Attributes			
EFF_START_DTTM	Effective Start Date/Time		
EFF_END_DTTM	Effective End Date/Time		
DATA_LOAD_DTTM	Data Load Date/Time		Populated with the load timestamp value.
DATA_SOURCE_IND	Data Source Indicator	CI_INSTALLATION.ENV_ID	Populated with the DSI value on the source product instance configuration. The table is populated as part of the initial setup and the DSI value is extracted from the environment ID of the source system.

Target Field	Description	Source Field	Transformation Logic
JOB_NBR	Job Number		Populated with the ODI job execution session number.

Service History Type

Extracts the service history types and the respective category details from the source system.

Properties

Property	Value
Target Table	CD_SERVICE_HIST_TYPE
Table Type	Dimension
SCD Type	Type 1
Source System Driver Table	W1_SVC_HIST_TYPE
ODI Package	B1_PKG_CD_SERVICE_HIST_TYPE
ETL View	B1_D_SERVICE_HIST_TYPE_VW

Fields

Target Field	Description	Source Field	Transformation Logic
Surrogate Key			
SERVICE_HIST_TYPE_KEY	Service History Type Dimension Surrogate Key		This field is populated from the B1_SERVICE_HIST_TYPE_SEQ sequence.
Natural Keys			
SERVICE_HIST_TYPE_CD	Service History Type Code	W1_SVC_HIST_TYPE.SV C_HIST_TYPE_CD	
Attributes			
SERVICE_HIST_TYPE_DESCR	Service History Type Description	W1_SVC_HIST_TYPE.L. DESCR100	
SERVICE_HIST_CAT_CD	Service History Category Code	W1_SVC_HIST_TYPE.SV C_HIST_CATEGORY_FLG	

Target Field	Description	Source Field	Transformation Logic
SERVICE_HIST_CAT_DESCR	Service History Category Description	CL_LOOKUP_VAL_L.DESCR_OVRD CL_LOOKUP_VAL_L.DESCR	This field is populated with description from the Lookup Language table for the SVC_HIST_CATEGORY_FLG lookup field. If an override description is not available, regular description is extracted.
User Defined Attributes			
UDF1_CD	User Defined Field 1 Code		
UDF1_DESCR	User Defined Field 1 Description		
UDF2_CD	User Defined Field 2 Code		
UDF2_DESCR	User Defined Field 2 Description		
UDF3_CD	User Defined Field 3 Code		
UDF3_DESCR	User Defined Field 3 Description		
UDF4_CD	User Defined Field 4 Code		
UDF4_DESCR	User Defined Field 4 Description		
UDF5_CD	User Defined Field 5 Code		
UDF5_DESCR	User Defined Field 5 Description		
UDF6_CD	User Defined Field 6 Code		
UDF6_DESCR	User Defined Field 6 Description		
UDF7_CD	User Defined Field 7 Code		
UDF7_DESCR	User Defined Field 7 Description		
UDF8_CD	User Defined Field 8 Code		
UDF8_DESCR	User Defined Field 8 Description		
UDF9_CD	User Defined Field 9 Code		
UDF9_DESCR	User Defined Field 9 Description		
UDF10_CD	User Defined Field 10 Code		
UDF10_DESCR	User Defined Field 10 Description		

Target Field	Description	Source Field	Transformation Logic
Data Load Attributes			
UPDATE_DTTM	Update Date and Time		
DATA_LOAD_DTTM	Data Load Date/Time		This field is populated with the load timestamp value.
DATA_SOURCE_IND	Data Source Indicator	CI_INSTALLATION.ENV_ID	This field is populated with the DSI value on the source product instance configuration. The table is populated as part of the initial setup and the DSI value is extracted from the environment ID of the source system.
JOB_NBR	Job Number		This field is populated with the ODI job execution session number.

User Defined Dimensions

A user defined dimension (UDD) is a means of extension for an existing fact. These dimensions have a foreign key reference to a fact; however no out-of-box ETL is delivered. Customers can define an ODI ETL process to populate these dimensions with the source data as per their requirement. Each fact is provided with two such user defined dimensions. For details about extending using UDDs, see the *Oracle Utilities Analytics Warehouse Developer's Guide*.

All user defined dimensions have the same structure. The only technical difference is the column name of the primary key, which follows the pattern of using the fact for which it is linked to.

Below is the structure of the **Fields** table which is common for all user defined dimensions.

Fields

Target Field	Description
Surrogate Key	
<Fact_name_prefix>_UDDn_KEY	<Fact name> User Defined Dimension n Dimension Surrogate Key
For example: The surrogate key for Asset Location UDD is ASSET_LOC_UDD1_KEY	For example: Asset Location User Defined Dimension 1 Dimension Surrogate Key
Natural Keys	
UDD1_CD	User Defined Dimension 1 Code
Attributes	
UDD1_DESCR	User Defined Dimension 1 Description
User Defined Attributes	
UDF1_CD	User Defined Field 1 Code
UDF1_DESCR	User Defined Field 1 Description
UDF2_CD	User Defined Field 2 Code
UDF2_DESCR	User Defined Field 2 Description
UDF3_CD	User Defined Field 3 Code
UDF3_DESCR	User Defined Field 3 Description
UDF4_CD	User Defined Field 4 Code
UDF4_DESCR	User Defined Field 4 Description
UDF5_CD	User Defined Field 5 Code
UDF5_DESCR	User Defined Field 5 Description
UDF6_CD	User Defined Field 6 Code
UDF6_DESCR	User Defined Field 6 Description
UDF7_CD	User Defined Field 7 Code
UDF7_DESCR	User Defined Field 7 Description
UDF8_CD	User Defined Field 8 Code
UDF8_DESCR	User Defined Field 8 Description
UDF9_CD	User Defined Field 9 Code
UDF9_DESCR	User Defined Field 9 Description
UDF10_CD	User Defined Field 10 Code
UDF10_DESCR	User Defined Field 10 Description
UDF11_CD	User Defined Field 11 Code

Target Field	Description
UDF11_DESCR	User Defined Field 11 Description
UDF12_CD	User Defined Field 12 Code
UDF12_DESCR	User Defined Field 12 Description
UDF13_CD	User Defined Field 13 Code
UDF13_DESCR	User Defined Field 13 Description
UDF14_CD	User Defined Field 14 Code
UDF14_DESCR	User Defined Field 14 Description
UDF15_CD	User Defined Field 15 Code
UDF15_DESCR	User Defined Field 15 Description
UDF16_CD	User Defined Field 16 Code
UDF16_DESCR	User Defined Field 16 Description
UDF17_CD	User Defined Field 17 Code
UDF17_DESCR	User Defined Field 17 Description
UDF18_CD	User Defined Field 18 Code
UDF18_DESCR	User Defined Field 18 Description
UDF19_CD	User Defined Field 19 Code
UDF19_DESCR	User Defined Field 19 Description
UDF20_CD	User Defined Field 20 Code
UDF20_DESCR	User Defined Field 20 Description
UDF21_CD	User Defined Field 21 Code
UDF21_DESCR	User Defined Field 21 Description
UDF22_CD	User Defined Field 22 Code
UDF22_DESCR	User Defined Field 22 Description
UDF23_CD	User Defined Field 23 Code
UDF23_DESCR	User Defined Field 23 Description
UDF24_CD	User Defined Field 24 Code
UDF24_DESCR	User Defined Field 24 Description
UDF25_CD	User Defined Field 25 Code
UDF25_DESCR	User Defined Field 25 Description
UDF26_CD	User Defined Field 26 Code
UDF26_DESCR	User Defined Field 26 Description
UDF27_CD	User Defined Field 27 Code
UDF27_DESCR	User Defined Field 27 Description

Target Field	Description
UDF28_CD	User Defined Field 28 Code
UDF28_DESCR	User Defined Field 28 Description
UDF29_CD	User Defined Field 29 Code
UDF29_DESCR	User Defined Field 29 Description
UDF30_CD	User Defined Field 30 Code
UDF30_DESCR	User Defined Field 30 Description
UDF31_CD	User Defined Field 31 Code
UDF31_DESCR	User Defined Field 31 Description
UDF32_CD	User Defined Field 32 Code
UDF32_DESCR	User Defined Field 32 Description
UDF33_CD	User Defined Field 33 Code
UDF33_DESCR	User Defined Field 33 Description
UDF34_CD	User Defined Field 34 Code
UDF34_DESCR	User Defined Field 34 Description
UDF35_CD	User Defined Field 35 Code
UDF35_DESCR	User Defined Field 35 Description
UDF36_CD	User Defined Field 36 Code
UDF36_DESCR	User Defined Field 36 Description
UDF37_CD	User Defined Field 37 Code
UDF37_DESCR	User Defined Field 37 Description
UDF38_CD	User Defined Field 38 Code
UDF38_DESCR	User Defined Field 38 Description
UDF39_CD	User Defined Field 39 Code
UDF39_DESCR	User Defined Field 39 Description
UDF40_CD	User Defined Field 40 Code
UDF40_DESCR	User Defined Field 40 Description
UDF41_CD	User Defined Field 41 Code
UDF41_DESCR	User Defined Field 41 Description
UDF42_CD	User Defined Field 42 Code
UDF42_DESCR	User Defined Field 42 Description
UDF43_CD	User Defined Field 43 Code
UDF43_DESCR	User Defined Field 43 Description
UDF44_CD	User Defined Field 44 Code

Target Field	Description
UDF44_DESCR	User Defined Field 44 Description
UDF45_CD	User Defined Field 45 Code
UDF45_DESCR	User Defined Field 45 Description
UDF46_CD	User Defined Field 46 Code
UDF46_DESCR	User Defined Field 46 Description
UDF47_CD	User Defined Field 47 Code
UDF47_DESCR	User Defined Field 47 Description
UDF48_CD	User Defined Field 48 Code
UDF48_DESCR	User Defined Field 48 Description
UDF49_CD	User Defined Field 49 Code
UDF49_DESCR	User Defined Field 49 Description
UDF50_CD	User Defined Field 50 Code
UDF50_DESCR	User Defined Field 50 Description
COMMENT1	Comment 1
COMMENT2	Comment 2
COMMENT3	Comment 3
COMMENT4	Comment 4
COMMENT5	Comment 5
Data Load Attributes	
EFF_START_DTTM	Effective Start Date/Time
EFF_END_DTTM	Effective End Date/Time
DATA_LOAD_DTTM	Data Load Date/Time
DATA_SOURCE_IND	Data Source Indicator
JOB_NBR	Job Number

Asset Location UDD1

Property	Value
Target Table	CD_ASSET_LOC_UDD1
Table Type	Dimension
SCD Type	Type 2

Asset Location UDD2

Property	Value
Target Table	CD_ASSET_LOC_UDD2
Table Type	Dimension
SCD Type	Type 2

Operational Device UDD1

Property	Value
Target Table	CD_OPR_DEVICE_UDD1
Table Type	Dimension
SCD Type	Type 2

Operational Device UDD2

Property	Value
Target Table	CD_OPR_DEVICE_UDD2
Table Type	Dimension
SCD Type	Type 2

Operational Device Snapshot UDD1

Property	Value
Target Table	CD_OPR_DEVICE_SNAP_UDD1
Table Type	Dimension
SCD Type	Type 2

Operational Device Snapshot UDD2

Property	Value
Target Table	CD_OPR_DEVICE_SNAP_UDD2
Table Type	Dimension
SCD Type	Type 2

Service History UDD1

Property	Value
Target Table	CD_SERVICE_HIST_UDD1
Table Type	Dimension
SCD Type	Type 2

Service History UDD2

Property	Value
Target Table	CD_SERVICE_HIST_UDD2
Table Type	Dimension
SCD Type	Type 2

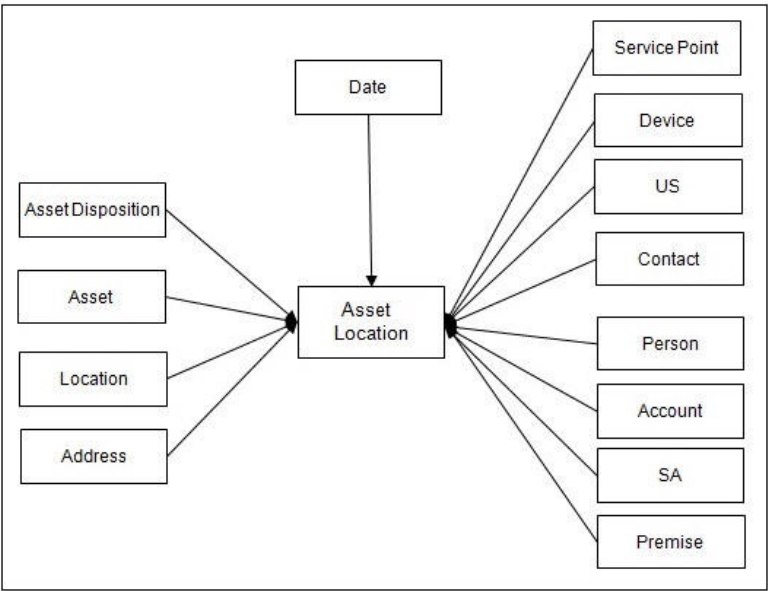
Facts

Important! As of the v2.7.0.1 release, materialized views are removed from Oracle Utilities Analytics Warehouse.

Asset Location

Populated with the asset dispositions of all assets from the Oracle Utilities Operational Device Management system. The assets are captured along their life cycle, when they move through various dispositions. The measures captured in this fact include the time spent in prior disposition, an indicator for failure, and the time since last failure.

Entity Relationship Diagram



Properties

Property	Value
Target Table Name	CF_ASSET_LOC
Table Type	Fact
Fact Type	Accumulation
Source System Driver Table	W1_ASSET_NODE
ODI Package Name	B1_PKG_CF_ASSET_LOC
ETL View Name	B1_F_ASSET_LOC_VW

Fields

Target Field	OAS Field	Source Field	Transformation Logic
Surrogate Key			
ASSET_LOC_KEY	Asset Location Fact Surrogate Key		This field is populated from the B1_ASSET_LOC_SEQ sequence.
Natural Keys			
SRC_ASSET_ID	Source Asset ID	W1_ASSET_NODE. ASSET_ID	
Measures			
PRIOR_DISP_DUR	Days in Prior Disposition		This field is populated as the difference (in days) between the day when the asset entered current disposition and the day when it entered the previous disposition.
DUR_LAST_FAIL	Months Since Last Failure	F1_MST_CONFIG.MST_CONFIG_DATA W1_ASSET_NODE.FAILURE_FLG W1_ASSET_NODE.EFF_DTTM	This field is only populated if the asset disposition was marked with failure. It is calculated as the difference (in months) since the last failure (or if there is no prior failure, it should be calculated from the earliest disposition).
FACT_CNT	Count		This field is populated with the standard value of '1'.
	Installed		This is the number of devices that are installed at customer locations.
	Received Devices		This is the number of devices that are in receipt. These devices are tested for usability before installing them at customer locations.
	Rejections		This is the number of devices that are rejected during an inspection.

Target Field	OAS Field	Source Field	Transformation Logic
Degenerate Dimensions			
FAILED_IND	Failed Indicator	F1_MST_CONFIG.MST_CONFIG_DATA W1_ASSET_NODE.FAILURE_FLG	This indicator is set to 1 if the asset has a failure when it moved to this disposition. The definition of an asset's failure is configured via "Asset Failure Parameters" in the BI Extract Parameters in ODM.
DISP_DTTM	Disposition Date/Time	W1_ASSET_NODE.EFF_DTTM	This is the disposition date/time of the asset's current disposition.
PRIOR_DISP_DTTM	Prior Disposition Date/Time	W1_ASSET_NODE.EFF_DTTM	This is the disposition date/time of the asset's prior disposition.
Foreign Keys			
ASSET_DISP_KEY	Asset Disposition Dimension Surrogate Key	W1_ASSET_NODE.ASSET_DPOS_FLG W1_ASSET_NODE.ATTCH_TO_ASSET_ID	This field is populated based on the asset's current disposition. If it is a component and its current disposition is "Attached", its disposition will follow the disposition of the asset it is currently attached to.
PRIOR_ASSET_DISP_KEY	Prior Disposition Dimension Surrogate Key		This field is populated based on the prior disposition of the asset. If it is a component and its current disposition is "Attached", its disposition will follow the disposition of the asset it is currently attached to.
UTIL_ASSET_KEY	Utility Asset Dimension Surrogate Key	W1_ASSET_NODE.ASSET_ID	
ATTACHED_TO_ASSET_KEY	Utility Asset Dimension Surrogate Key	W1_ASSET_NODE.ATTCH_TO_ASSET_ID	
LOCATION_KEY	Location Dimension Surrogate Key	W1_ASSET_NODE.NODE_ID	This field is populated based on the asset's current location. If it is a component and its current disposition is "Attached", its disposition will follow the disposition of the asset it is currently attached to.

Target Field	OAS Field	Source Field	Transformation Logic
PRIOR_LOCATION_KEY	Prior Location Dimension Surrogate Key	W1_ASSET_NODE. NODE_ID	This field is populated based on the asset's prior location. If it is a component and its current disposition is "Attached", its disposition will follow the disposition of the asset it is currently attached to.
ADDR_KEY	Address Dimension Surrogate Key	W1_ASSET_NODE. NODE_ID	The source for this column will be the asset's current location.
SP_KEY	Service Point Dimension Surrogate Key	W1_NODE_IDENTIFIE R.W1_ID_VALUE	This field is populated only for joint ODM-MDM integration. It is populated using the MDM SP natural key stored in the ODM system.
MTR_DEVICE_KEY	Device Dimension Surrogate Key		This field is populated only for joint ODM-MDM integration. It is populated by deriving the MDM device that is linked to the MDM SP natural key stored in the ODM system.
US_KEY	Usage Subscription Dimension Surrogate Key		This field is populated only for joint ODM-MDM integration. It is populated by deriving the MDM usage subscription that is linked to the MDM SP natural key stored in the ODM system.
CONTACT_KEY	Contact Dimension Surrogate Key		This field is populated only for joint ODM-MDM integration. It is populated by deriving the MDM contact that is linked to the MDM SP natural key stored in the ODM system.
PER_KEY	Person Dimension Surrogate Key		This field is populated only for joint ODM-MDM-CCB integration. It is populated by deriving the CCB person that is linked to the MDM SP natural key stored in the ODM system.
ACCT_KEY	Account Dimension Surrogate Key		This field is populated only for joint ODM-MDM-CCB integration. It is populated by deriving the CCB account that is linked to the MDM SP natural key stored in the ODM system.

Target Field	OAS Field	Source Field	Transformation Logic
SA_KEY	Service Agreement Dimension Surrogate Key		This field is populated only for joint ODM-MDM-CCB integration. It is populated by deriving the CCB SA that is linked to the MDM SP natural key stored in the ODM system.
PREM_KEY	Premise Dimension Surrogate Key		This field is populated only for joint ODM-MDM-CCB integration. It is populated by deriving the CCB premise that is linked to the MDM SP natural key stored in the ODM system.
DISP_DATE_KEY	Disposition Date Dimension Surrogate Key		
DISP_TIME_KEY	Disposition Time Dimension Surrogate Key		
PRIOR_DISP_DATE_KEY	Prior Disposition Date Dimension Surrogate Key		
PRIOR_DISP_TIME_KEY	Prior Disposition Time Dimension Surrogate Key		
ASSET_LOC_UDD1_KEY	Asset Location User Defined Dimension 1 Surrogate Key		
ASSET_LOC_UDD2_KEY	Asset Location User Defined Dimension 2 Surrogate Key		
User Defined Attributes			
UDM1	User Defined Measure 1		
UDM2	User Defined Measure 2		
UDM3	User Defined Measure 3		
UDM4	User Defined Measure 4		
UDM5	User Defined Measure 5		
UDM6	User Defined Measure 6		
UDM7	User Defined Measure 7		
UDM8	User Defined Measure 8		
UDM9	User Defined Measure 9		
UDM10	User Defined Measure 10		
UDM11	User Defined Measure 11		
UDM12	User Defined Measure 12		

Target Field	OAS Field	Source Field	Transformation Logic
UDM13	User Defined Measure 13		
UDM14	User Defined Measure 14		
UDM15	User Defined Measure 15		
UDM16	User Defined Measure 16		
UDM17	User Defined Measure 17		
UDM18	User Defined Measure 18		
UDM19	User Defined Measure 19		
UDM20	User Defined Measure 20		
UDDGEN1	User Defined Degenerate Dimension 1		
UDDGEN2	User Defined Degenerate Dimension 2		
UDDGEN3	User Defined Degenerate Dimension 3		
UDDGEN4	User Defined Degenerate Dimension 4		
UDDGEN5	User Defined Degenerate Dimension 5		
UDDGEN6	User Defined Degenerate Dimension 6		
UDDGEN7	User Defined Degenerate Dimension 7		
UDDGEN8	User Defined Degenerate Dimension 8		
UDDGEN9	User Defined Degenerate Dimension 9		
UDDGEN10	User Defined Degenerate Dimension 10		
UDDGENL1	User Defined Long Degenerate Dimension 1		
UDDGENL2	User Defined Long Degenerate Dimension 2		
UDDGENL3	User Defined Long Degenerate Dimension 3		
UDDGENL4	User Defined Long Degenerate Dimension 4		
UDDGENL5	User Defined Long Degenerate Dimension 5		

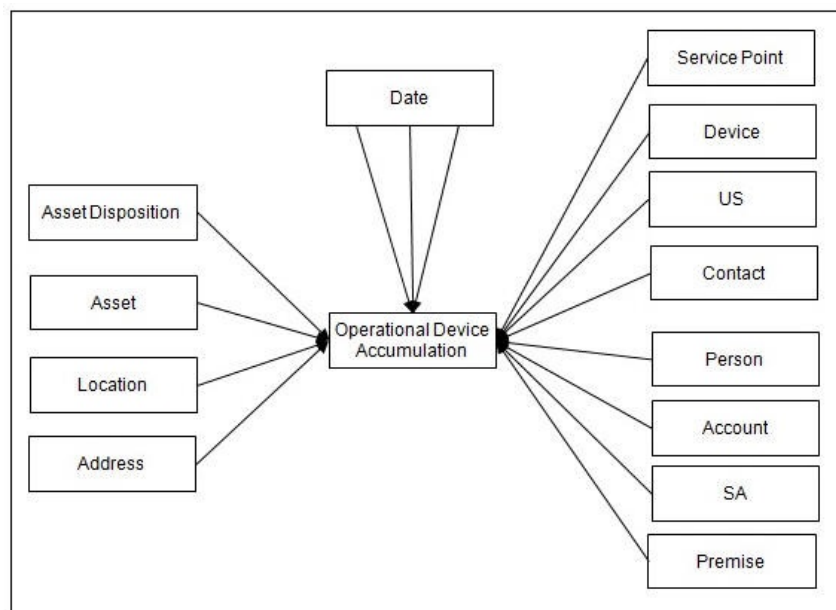
Target Field	OAS Field	Source Field	Transformation Logic
UDDGENL6	User Defined Long Degenerate Dimension 6		
UDDGENL7	User Defined Long Degenerate Dimension 7		
UDDGENL8	User Defined Long Degenerate Dimension 8		
UDDGENL9	User Defined Long Degenerate Dimension 9		
UDDGENL10	User Defined Long Degenerate Dimension 10		
UDDFK1_KEY	User Defined Dimension Foreign Key 1		
UDDFK2_KEY	User Defined Dimension Foreign Key 2		
UDDFK3_KEY	User Defined Dimension Foreign Key 3		
UDDFK4_KEY	User Defined Dimension Foreign Key 4		
UDDFK5_KEY	User Defined Dimension Foreign Key 5		
UDDFK6_KEY	User Defined Dimension Foreign Key 6		
UDDFK7_KEY	User Defined Dimension Foreign Key 7		
UDDFK8_KEY	User Defined Dimension Foreign Key 8		
UDDFK9_KEY	User Defined Dimension Foreign Key 9		
UDDFK10_KEY	User Defined Dimension Foreign Key 10		
UD_DATE1	User Defined Field Date 1		
UD_DATE2	User Defined Field Date 2		
UD_DATE3	User Defined Field Date 3		
UD_DATE4	User Defined Field Date 4		
UD_DATE5	User Defined Field Date 5		
UD_DATE1_KEY	User Defined Field Date Key 1		
UD_DATE2_KEY	User Defined Field Date Key 2		

Target Field	OAS Field	Source Field	Transformation Logic
UD_DATE3_KEY	User Defined Field Date Key 3		
UD_DATE4_KEY	User Defined Field Date Key 4		
UD_DATE5_KEY	User Defined Field Date Key 5		
Data Load Attributes			
DATA_SOURCE_IND	Data Source Indicator	CL_INSTALLATION.ENV _ID	This field is populated with the DSI value on the source product instance configuration. The table is populated as part of the initial setup and the DSI value is extracted from the environment ID of the source system.
JOB_NBR	Job Number		This field is populated with the ODI job execution session number.

Operational Device

Accumulates all operational devices (assets) from the Oracle Utilities Operational Device Management system. The fact also captures data about the most recent inspection pass and failure events.

Entity Relationship Diagram



Properties

Property	Value
Target Table Name	CF_OPR_DEVICE
Table Type	Fact
Fact Type	Accumulation
Driver Table	W1_ASSET
ODI Package Name	B1_PKG_CF_OPR_DEVICE
ETL View Name	B1_F_OPR_DEVICE_VW

Fields

Target Field	OAS Field	Source Field	Transformation Logic
Surrogate Key			
OPR_DEVICE_KEY	Operational Device Surrogate Key		This field is populated from the B1_OPR_DEVICE_ACCUM_SEQ sequence.
Natural Keys			
SRC_ASSET_ID	Source Asset ID	W1_ASSET.ASSET_ID	
Measures			
FACT_CNT	Count		This field is populated with the standard value of '1'.
	Installed		This is the number of devices that are installed at customer locations.
Degenerate Dimensions			
WNTY_EXP_DTTM	Warranty Expiration Date/ Time	W1_ASSET_CHAR.ADH OC_CHAR_VAL	The warranty expiration date/time for an asset which will be configured as a characteristic value.
RCT_INS_PASS_DTTM	Recent Inspection Pass Date/Time	W1_SVC_HIST.ASSET_ID W1_SVC_HIST_TYPE.SV C_HIST_CATEGORY_FLG W1_SVC_HIST_CHAR.EF FDT W1_SVC_HIST_CHAR.C HAR_TYPE_CD W1_SVC_HIST_CHAR.C HAR_VAL	This field is populated with the effective date/time of the most recent service history with category of 'Inspection', and a passing 'Operational Status'.

Target Field	OAS Field	Source Field	Transformation Logic
RCT_INS_FAIL_DTTM	Recent Inspection Fail Date/Time	W1_SVC_HIST.ASSET_ID W1_SVC_HIST_TYPE.SV C_HIST_CATEGORY_FLG W1_SVC_HIST_CHAR.EF FDT W1_SVC_HIST_CHAR.C HAR_TYPE_CD W1_SVC_HIST_CHAR.C HAR_VAL	This field is populated with the effective date/time of the most recent service history with category of 'Inspection', and a failed 'Operational Status'.
Foreign Keys			
ASSET_DISP_KEY	Asset Disposition Dimension Surrogate Key	W1_ASSET_NODE.ASSET_DPOS_FLG W1_ASSET_NODE.EFF_DTTM W1_ASSET_NODE.ATTACHED_TO_ASSET_ID	This field is populated based on the asset's current disposition. If it is a component and its current disposition is "Attached", its disposition will follow the disposition of the asset it is currently attached to.
OPR_DEVICE_D_KEY	Operational Device Dimension Surrogate Key	W1_ASSET.ASSET_ID	
UTIL_ASSET_KEY	Utility Asset Dimension Surrogate Key	W1_ASSET.ASSET_ID	This field is populated with the foreign key of the Utility Asset dimension based on the asset associated.
ATTACHED_TO_ASSET_KEY	Utility Asset Dimension Surrogate Key	W1_ASSET_NODE.ATTACHED_TO_ASSET_ID	
LOCATION_KEY	Location Dimension Surrogate Key	W1_ASSET_NODE.NODE_ID W1_ASSET_NODE.EFF_DTTM W1_ASSET_NODE.ATTACHED_TO_ASSET_ID	This field is populated based on the asset's current location. If it is a component and its current disposition is "Attached", its disposition will follow the disposition of the asset it is currently attached to.
ADDR_KEY	Address Dimension Surrogate Key	W1_ASSET_NODE.NODE_ID	This field is populated based on the same logic used for the asset's location. There is no separate entity for address in the ODM system. The source for this column will be the asset's location.

Target Field	OAS Field	Source Field	Transformation Logic
SP_KEY	Service Point Dimension Surrogate Key	W1_NODE_IDENTIFIE R.W1_ID_VALUE	This field is populated only for joint ODM-MDM integration. It is populated using the MDM SP natural key stored in the ODM system.
MTR_DEVICE_KEY	Device Dimension Surrogate Key		This field is populated only for joint ODM-MDM integration. It is populated by deriving the MDM device that is linked to the MDM SP natural key stored in the ODM system.
US_KEY	Usage Subscription Dimension Surrogate Key		This field is populated only for joint ODM-MDM integration. It is populated by deriving the MDM usage subscription that is linked to the MDM SP natural key stored in the ODM system.
CONTACT_KEY	Contact Dimension Surrogate Key		This field is populated only for joint ODM-MDM integration. It is populated by deriving the MDM contact that is linked to the MDM SP natural key stored in the ODM system.
PER_KEY	Person Dimension Surrogate Key		This field is populated only for joint ODM-MDM-CCB integration. It is populated by deriving the CCB person that is linked to the MDM SP natural key stored in the ODM.
ACCT_KEY	Account Dimension Surrogate Key		This field is populated only for joint ODM-MDM-CCB integration. It is populated by deriving the CCB account that is linked to the MDM SP natural key stored in the ODM system.
SA_KEY	Service Agreement Dimension Surrogate Key		This field is populated only for joint ODM-MDM-CCB integration. It is populated by deriving the CCB SA that is linked to the MDM SP natural key stored in the ODM system.

Target Field	OAS Field	Source Field	Transformation Logic
PREM_KEY	Premise Dimension Surrogate Key		This field is populated only for joint ODM-MDM-CCB integration. It is populated by deriving the CCB premise that is linked to the MDM SP natural key stored in the ODM system.
WNTY_EXP_DATE_KEY	Warranty Expiration Date Dimension Surrogate Key		
WNTY_EXP_TIME_KEY	Warranty Expiration Time Dimension Surrogate Key		
RCT_INS_PASS_DATE_KEY	Recent Inspection Pass Date Dimension Surrogate Key		
RCT_INS_PASS_TIME_KEY	Recent Inspection Pass Time Dimension Surrogate Key		
RCT_INS_FAIL_DATE_KEY	Recent Inspection Fail Date Dimension Surrogate Key		
RCT_INS_FAIL_TIME_KEY	Recent Inspection Fail Time Dimension Surrogate Key		
OPR_DEVICE_UDD1_KEY	Operation Device Snapshot User Defined Dimension 1 Surrogate Key		
OPR_DEVICE_UDD2_KEY	Operation Device Snapshot User Defined Dimension 2 Surrogate Key		
User Defined Attributes			
UDM1	User Defined Measure 1		
UDM2	User Defined Measure 2		
UDM3	User Defined Measure 3		
UDM4	User Defined Measure 4		
UDM5	User Defined Measure 5		
UDM6	User Defined Measure 6		
UDM7	User Defined Measure 7		
UDM8	User Defined Measure 8		
UDM9	User Defined Measure 9		
UDM10	User Defined Measure 10		
UDM11	User Defined Measure 11		
UDM12	User Defined Measure 12		

Target Field	OAS Field	Source Field	Transformation Logic
UDM13	User Defined Measure 13		
UDM14	User Defined Measure 14		
UDM15	User Defined Measure 15		
UDM16	User Defined Measure 16		
UDM17	User Defined Measure 17		
UDM18	User Defined Measure 18		
UDM19	User Defined Measure 19		
UDM20	User Defined Measure 20		
UDDGEN1	User Defined Degenerate Dimension 1		
UDDGEN2	User Defined Degenerate Dimension 2		
UDDGEN3	User Defined Degenerate Dimension 3		
UDDGEN4	User Defined Degenerate Dimension 4		
UDDGEN5	User Defined Degenerate Dimension 5		
UDDGEN6	User Defined Degenerate Dimension 6		
UDDGEN7	User Defined Degenerate Dimension 7		
UDDGEN8	User Defined Degenerate Dimension 8		
UDDGEN9	User Defined Degenerate Dimension 9		
UDDGEN10	User Defined Degenerate Dimension 10		
UDDGENL1	User Defined Long Degenerate Dimension 1		
UDDGENL2	User Defined Long Degenerate Dimension 2		
UDDGENL3	User Defined Long Degenerate Dimension 3		
UDDGENL4	User Defined Long Degenerate Dimension 4		
UDDGENL5	User Defined Long Degenerate Dimension 5		

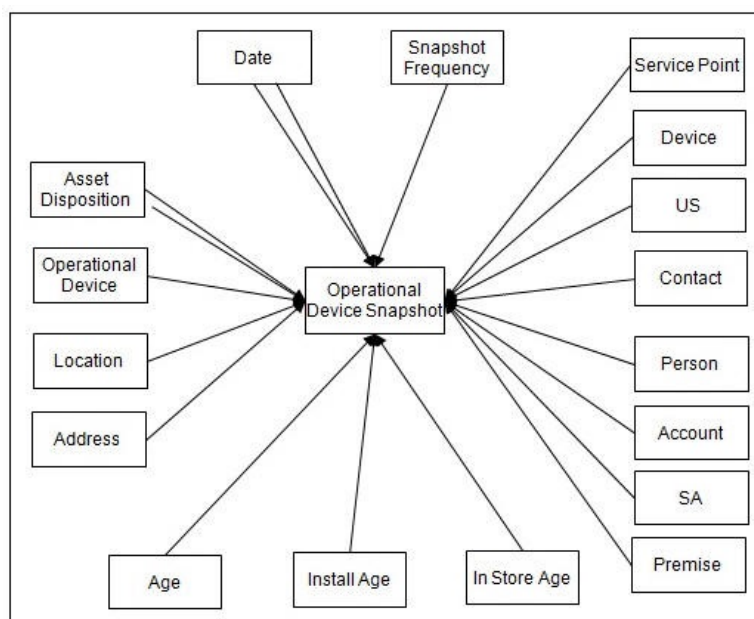
Target Field	OAS Field	Source Field	Transformation Logic
UDDGENL6	User Defined Long Degenerate Dimension 6		
UDDGENL7	User Defined Long Degenerate Dimension 7		
UDDGENL8	User Defined Long Degenerate Dimension 8		
UDDGENL9	User Defined Long Degenerate Dimension 9		
UDDGENL10	User Defined Long Degenerate Dimension 10		
UDDFK1_KEY	User Defined Dimension Foreign Key 1		
UDDFK2_KEY	User Defined Dimension Foreign Key 2		
UDDFK3_KEY	User Defined Dimension Foreign Key 3		
UDDFK4_KEY	User Defined Dimension Foreign Key 4		
UDDFK5_KEY	User Defined Dimension Foreign Key 5		
UDDFK6_KEY	User Defined Dimension Foreign Key 6		
UDDFK7_KEY	User Defined Dimension Foreign Key 7		
UDDFK8_KEY	User Defined Dimension Foreign Key 8		
UDDFK9_KEY	User Defined Dimension Foreign Key 9		
UDDFK10_KEY	User Defined Dimension Foreign Key 10		
UD_DATE1	User Defined Field Date 1		
UD_DATE2	User Defined Field Date 2		
UD_DATE3	User Defined Field Date 3		
UD_DATE4	User Defined Field Date 4		
UD_DATE5	User Defined Field Date 5		
UD_DATE1_KEY	User Defined Field Date Key 1		
UD_DATE2_KEY	User Defined Field Date Key 2		

Target Field	OAS Field	Source Field	Transformation Logic
UD_DATE3_KEY	User Defined Field Date Key 3		
UD_DATE4_KEY	User Defined Field Date Key 4		
UD_DATE5_KEY	User Defined Field Date Key 5		
Data Load Attributes			
DATA_SOURCE_IND	Data Source Indicator	CL_INSTALLATION.ENV _ID	This field is populated with the DSI value on the source product instance configuration. The table is populated as part of the initial setup and the DSI value is extracted from the environment ID of the source system.
JOB_NBR	Job Number		This field is populated with the ODI job execution session number.

Operational Device Snapshot

Provides a snapshot of operational devices (assets) in the Oracle Utilities Operational Device Management system. The fact calculates the ages for an asset, along with its failure and warranty status. The identification of operational devices will be based on the list of business objects configured in the Master Configuration for BI extract parameters.

Entity Relationship Diagram



Properties

Property	Value
Target Table Name	CF_OPR_DEVICE_SNAP
Table Type	Fact
Fact Type	Snapshot
Driver Table	W1_ASSET
ODI Package Name	B1_PKG_CF_OPR_DEVICE_SNAP
ETL View Name	B1_F_OPR_DEVICE_SNAP_VW

Fields

Target Field	OAS Field	Source Field	Transformation Logic
Surrogate Key			
OPR_DEVICE_SNAP_KEY	Operational Device Snapshot Fact Key		
Natural Keys			
SRC_ASSET_ID	Source Asset ID	W1_ASSET.ASSET_ID	
Measures			
AGE	Age in Days	W1_ASSET_NODE.EFF_DTTM	This field is calculated as the difference, in days, between the effective date of the first asset disposition and the end date of the current snapshot. The value is stored in days.
INSTALL_AGE	Install Age in Days	W1_ASSET_NODE.ASSET_DPOS_FLG W1_ASSET_NODE.EFF_DTTM W1_ASSET_NODE.ATTC_H_TO_ASSET_ID	This field is populated only if the asset is currently installed. It is calculated as the difference between the effective date of the installed disposition and the end date of the current snapshot. The value is stored in days.
INSTORE_AGE	Instore Age in Days	W1_ASSET_NODE.ASSET_DPOS_FLG W1_ASSET_NODE.EFF_DTTM W1_ASSET_NODE.ATTC_H_TO_ASSET_ID	This field is populated only if the asset is currently in storage. It is calculated as the difference, in days, between the effective date of the in-store disposition and the end date of the current snapshot. The value is stored in days.
FACT_CNT	Count		This field is populated with the standard value of '1'.
	Devices In Storage		This is the number of devices that are currently in storage.
	Devices In Warranty		This is the number of devices that are currently in warranty.
	Installed Devices		This is the number of devices that are currently installed at customer locations.
	Repair		This is the number of devices that are currently in repair.
	Retired Devices		This is number of devices that are retired.

Target Field	OAS Field	Source Field	Transformation Logic
Degenerate Dimensions			
FAILED_ONCE_IND	Failed Once Indicator	F1_MST_CONFIG.MST_CONFIG_DATA W1_ASSET_NODE.FAILURE_FLG W1_ASSET_NODE.EFF_DTTM	This indicator is set if the asset has failed at least once during the snapshot period. The asset failure condition to be considered will have to be defined in 'Extract Parameters' in the BI Configuration Portal available in the ODM system.
WNTY_EXP_IND	Warranty Expired Indicator		This indicator is set if the warranty date is earlier than or same as the end date of the snapshot period.
SNAP_TYPE_CD	Snapshot Frequency Type		
SNAPSHOT_DT	Snapshot Date		
WNTY_EXP_DTTM	Warranty Expiration Date/Time	W1_ASSET_CHAR.ADH_OC_CHAR_VAL	This field is populated with the warranty expiration date/time of the asset, which is configured as a characteristic on the asset in ODM (characteristic type is "Warranty Expiration Date [W2-WEXDT]").
Foreign Keys			
ASSET_DISP_START_KEY	Asset Disposition Start Dimension Surrogate Key	W1_ASSET_NODE.ASSET_DPOS_FLG W1_ASSET_NODE.EFF_DTTM W1_ASSET_NODE.ATTCH_TO_ASSET_ID	This field is populated based on the asset disposition that is effective at the start of the snapshot period. If it is a component and its current disposition is "Attached", its disposition will follow the disposition of the asset it is currently attached to.
ASSET_DISP_END_KEY	Asset Disposition End Dimension Surrogate Key	W1_ASSET_NODE.ASSET_DPOS_FLG W1_ASSET_NODE.EFF_DTTM W1_ASSET_NODE.ATTCH_TO_ASSET_ID	This field is populated based on the asset disposition that will be effective at the end of the snapshot period. If it is a component and its current disposition is "Attached", its disposition will follow the disposition of the asset it is currently attached to.
OPR_DEVICE_KEY	Operational Device Dimension Surrogate Key	W1_ASSET.ASSET_ID	This field is populated with the foreign key of the Asset table based on the asset associated.

Target Field	OAS Field	Source Field	Transformation Logic
UTIL_ASSET_KEY	Utility Asset Dimension Surrogate Key	W1_ASSET.ASSET_ID	This field is populated with the foreign key of the Asset table based on the asset associated.
ATTACHED_TO_ASSET_KEY	Utility Asset Dimension Surrogate Key	W1_ASSET_NODE.ATTC H_TO_ASSET_ID	
LOCATION_KEY	Location Dimension Surrogate Key	W1_ASSET_NODE.NOD E_ID W1_ASSET_NODE.EFF_ DTTM W1_ASSET_NODE.ATTC H_TO_ASSET_ID	This field is populated based on the location where the asset is at the end of the snapshot period. If it is a component and its current disposition is “Attached”, its location will be the location of the asset where it is attached.
ADDR_KEY	Address Dimension Surrogate Key	W1_ASSET_NODE.NOD E_ID	The source for this column will be the asset's location.
ASSET_AGE_KEY	Asset Age Dimension Surrogate Key	W1_ASSET.ASSET_TYPE _CD	This field is populated with the appropriate dimension key based on the matching age bucket record for asset's age.
ASSET_INSTALL_AGE_KEY	Asset Install Age Dimension Surrogate Key	W1_ASSET.ASSET_TYPE _CD	This field is populated with the appropriate dimension key based on the matching age bucket record for asset's install age.
ASSET_INSTORE_AGE_KEY	Asset Instore Age Dimension Surrogate Key	W1_ASSET.ASSET_TYPE _CD	This field is populated with the appropriate dimension key based on the matching age bucket record for asset's in-storage age.
SP_KEY	Service Point Dimension Surrogate Key	W1_NODE_IDENTIFIE R.W1_ID_VALUE	This field is populated by deriving the MDM usage subscription that is linked to the MDM SP natural key stored in the ODM system.
MTR_DEVICE_KEY	Device Dimension Surrogate Key		This field is populated only if the ODM-MDM integration exists for the Service Point entity.
US_KEY	Usage Subscription Dimension Surrogate Key		This field is populated only if the ODM-MDM integration exists for the Service Point entity.
CONTACT_KEY	Contact Dimension Surrogate Key		This field is populated only if the ODM-MDM integration exists for the Service Point entity.

Target Field	OAS Field	Source Field	Transformation Logic
PER_KEY	Person Dimension Surrogate Key		This field is populated only if the ODM-MDM integration exists for the Service Point entity.
ACCT_KEY	Account Dimension Surrogate Key		This field is populated only if the ODM-MDM integration exists for the Service Point entity.
SA_KEY	Service Agreement Dimension Surrogate Key		This field is populated only if the ODM-MDM integration exists for the Service Point entity.
PREM_KEY	Premise Dimension Surrogate Key		This field is populated only if the ODM-MDM integration exists for the Service Point entity.
DATE_KEY	Date Dimension Surrogate Key		
WNTY_EXP_DATE_KEY	Warranty Expiration Date Dimension Surrogate Key		
WNTY_EXP_TIME_KEY	Warranty Expiration Time Dimension Surrogate Key		
OPR_DEVICE_SNAP_UD D1_KEY	Operation Device Snapshot User Defined Dimension 1 Surrogate Key		
OPR_DEVICE_SNAP_UD D2_KEY	Operation Device Snapshot User Defined Dimension 2 Surrogate Key		
User Defined Attributes			
UDM1	User Defined Measure 1		
UDM2	User Defined Measure 2		
UDM3	User Defined Measure 3		
UDM4	User Defined Measure 4		
UDM5	User Defined Measure 5		
UDM6	User Defined Measure 6		
UDM7	User Defined Measure 7		
UDM8	User Defined Measure 8		
UDM9	User Defined Measure 9		
UDM10	User Defined Measure 10		
UDM11	User Defined Measure 11		

Target Field	OAS Field	Source Field	Transformation Logic
UDM12	User Defined Measure 12		
UDM13	User Defined Measure 13		
UDM14	User Defined Measure 14		
UDM15	User Defined Measure 15		
UDM16	User Defined Measure 16		
UDM17	User Defined Measure 17		
UDM18	User Defined Measure 18		
UDM19	User Defined Measure 19		
UDM20	User Defined Measure 20		
UDDGEN1	User Defined Degenerate Dimension 1		
UDDGEN2	User Defined Degenerate Dimension 2		
UDDGEN3	User Defined Degenerate Dimension 3		
UDDGEN4	User Defined Degenerate Dimension 4		
UDDGEN5	User Defined Degenerate Dimension 5		
UDDGEN6	User Defined Degenerate Dimension 6		
UDDGEN7	User Defined Degenerate Dimension 7		
UDDGEN8	User Defined Degenerate Dimension 8		
UDDGEN9	User Defined Degenerate Dimension 9		
UDDGEN10	User Defined Degenerate Dimension 10		
UDDGENL1	User Defined Long Degenerate Dimension 1		
UDDGENL2	User Defined Long Degenerate Dimension 2		
UDDGENL3	User Defined Long Degenerate Dimension 3		
UDDGENL4	User Defined Long Degenerate Dimension 4		
UDDGENL5	User Defined Long Degenerate Dimension 5		

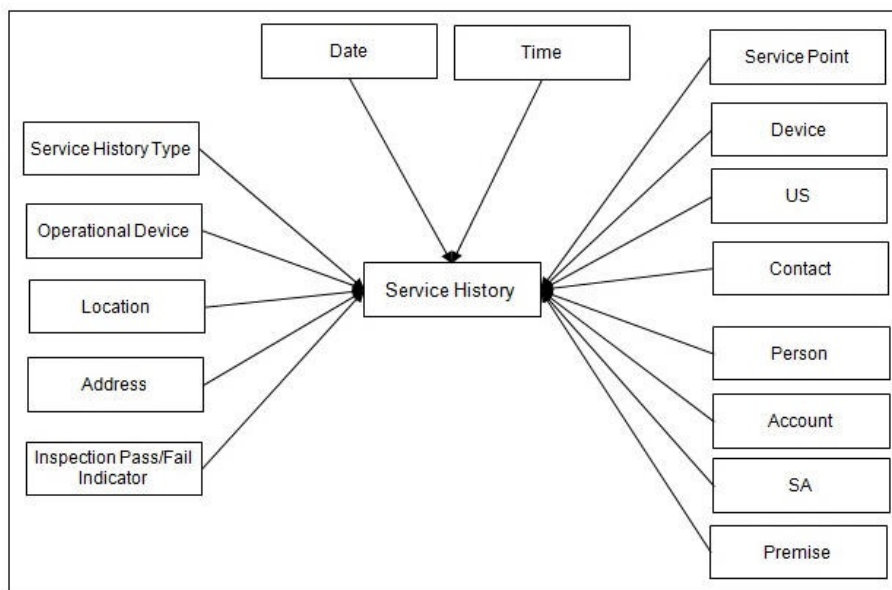
Target Field	OAS Field	Source Field	Transformation Logic
UDDGENL6	User Defined Long Degenerate Dimension 6		
UDDGENL7	User Defined Long Degenerate Dimension 7		
UDDGENL8	User Defined Long Degenerate Dimension 8		
UDDGENL9	User Defined Long Degenerate Dimension 9		
UDDGENL10	User Defined Long Degenerate Dimension 10		
UDDFK1_KEY	User Defined Dimension Foreign Key 1		
UDDFK2_KEY	User Defined Dimension Foreign Key 2		
UDDFK3_KEY	User Defined Dimension Foreign Key 3		
UDDFK4_KEY	User Defined Dimension Foreign Key 4		
UDDFK5_KEY	User Defined Dimension Foreign Key 5		
UDDFK6_KEY	User Defined Dimension Foreign Key 6		
UDDFK7_KEY	User Defined Dimension Foreign Key 7		
UDDFK8_KEY	User Defined Dimension Foreign Key 8		
UDDFK9_KEY	User Defined Dimension Foreign Key 9		
UDDFK10_KEY	User Defined Dimension Foreign Key 10		
UD_DATE1	User Defined Field Date 1		
UD_DATE2	User Defined Field Date 2		
UD_DATE3	User Defined Field Date 3		
UD_DATE4	User Defined Field Date 4		
UD_DATE5	User Defined Field Date 5		
UD_DATE1_KEY	User Defined Field Date Key 1		
UD_DATE2_KEY	User Defined Field Date Key 2		

Target Field	OAS Field	Source Field	Transformation Logic
UD_DATE3_KEY	User Defined Field Date Key 3		
UD_DATE4_KEY	User Defined Field Date Key 4		
UD_DATE5_KEY	User Defined Field Date Key 5		
Data Load Attributes			
DATA_SOURCE_IND	Data Source Indicator	CL_INSTALLATION.ENV _ID	This field is populated with the DSI value on the source product instance configuration. The table is populated as part of the initial setup and the DSI value is extracted from the environment ID of the source system.
JOB_NBR	Job Number		This field is populated with the ODI job execution session number.

Service History

Accumulates the maintenance, inspection, failure, and downtime service histories created in the Oracle Utilities Work and Asset Management source system.

Entity Relationship Diagram



Properties

Property	Value
Target Table Name	CF_SERVICE_HIST
Table Type	Fact
Fact Type	Accumulation
Source System Driver Table	W1_SVC_HIST
ODI Package Name	B1_PKG_CF_SERVICE_HIST
ETL View Name	B1_F_SERVICE_HIST_VW

Fields

Target Field	Description	Source Field	Transformation Logic
Surrogate Key			
SERVICE_HIST_KEY	Service History Fact Key		This field is populated from the B1_SERVICE_HIST_SEQ sequence.

Target Field	Description	Source Field	Transformation Logic
Natural Keys			
SRC_SERVICE_HIST_ID	Source Service History ID	W1_SVC_HIST.SVC_HIST_ID	
Measures			
PLANNED_DOWNTIME_DUR	Planned Downtime Duration		<p>This field is populated with the planned downtime duration if the service history is categorized as Downtime or Failure.</p> <p>If it's a Failure, the downtime information is retrieved from its corresponding downtime Service History. The service history is planned if it has a characteristic of type Downtime Reason with a value of Planned.</p>
UNPLANNED_DOWNTIME_DUR	Unplanned Downtime Duration		<p>This field is populated with the planned downtime duration if the service history is categorized as Downtime or Failure.</p> <p>If it's a Failure, the downtime information is retrieved from its corresponding downtime Service History. The service history is planned if it has a characteristic of type Downtime Reason with a value of Planned.</p>
COST	Cost		This field is populated with the cost incurred for the service history's activity taking into consideration the cost distribution of the service history's asset in the activity.
FACT_CNT	Count		This field is populated with the standard value of '1'.
Degenerate Dimensions			
SERVICE_HIST_END_DT_TM	Service History End Date/Time	W1_SVC_HIST.END_DT_TM	
SERVICE_HIST_START_DT_TM	Service History Start Date/Time	W1_SVC_HIST.BO_DATA_AREA	Note: This field is populated only for Downtime service histories.

Target Field	Description	Source Field	Transformation Logic
SERVICE_HIST_DTTM	Service History Date/Time	W1_SVC_HIST.EFF_DTTM	
Foreign Keys			
SERVICE_HIST_END_DT_KEY	Service History End Date Dimension Surrogate Key	W1_SVC_HIST.END_DT_TM	This field is populated with the foreign key of the Service History End Date dimension based on the end date of the service history.
SERVICE_HIST_END_TM_KEY	Service History End Time Dimension Surrogate Key	W1_SVC_HIST.END_DT_TM	This field is populated with the foreign key of the Service History End Time dimension based on the end time of the service history.
SERVICE_HIST_START_DT_KEY	Service History Start Date Dimension Surrogate Key	W1_SVC_HIST.BO_DATA_AREA	This field is populated with the foreign key of the Service History Start Date dimension based on the start date of the service history.
SERVICE_HIST_START_TM_KEY	Service History Start Time Dimension Surrogate Key	W1_SVC_HIST.BO_DATA_AREA	This field is populated with the foreign key of the Service History Start Time dimension based on the start time of the service history.
SERVICE_HIST_D_KEY	Service History Dimension Surrogate Key		This field is populated with the foreign key of the Service History dimension based on the asset associated with the service history.
WO_KEY	Work Order Dimension Surrogate Key	W1_ACTIVITY.WO_ID	This field is populated with the foreign key of the Work Order dimension based on the work order ID of the activity associated with the service history.
WO_ACTIVITY_KEY	Work Order Activity Dimension Surrogate Key	W1_SVC_HIST.ACT_ID	This field is populated with the Work Order Activity dimension based on the activity associated with the service history.
OWNING_ORG_KEY	Owning Organization Dimension Surrogate Key	W1_SVC_HIST.OWNING_ACCESS_GRP_CD	This field is populated from the Owning Organization dimension based on the owning access group.

Target Field	Description	Source Field	Transformation Logic
W_PLANNER_KEY	Planner Dimension Surrogate Key	W1_ACTIVITY.PLANNE R_CD	This field is populated with the foreign key from the Planner dimension based on the planner code associated with the activity.
CREW_KEY	Crew Dimension Surrogate Key		This field is populated with the foreign key from the Crew dimension based on the crew ID associated with the activity.
SERVICE_HIST_TYPE_ KEY	Service History Type Dimension Surrogate Key	W1_SVC_HIST.SVC_HIST _TYPE_CD	This field is populated with the foreign key from the Service History Type dimension based on the service history type code associated with the service history.
OPR_DEVICE_KEY	Operational Device Dimension Surrogate Key	W1_SVC_HIST.ASSET_ID W1_SVC_HIST.EFF_DTT M	This field is populated from the Operational Device table. Note: It is always populated with '0'.
UTIL_ASSET_KEY	Utility Asset Dimension Surrogate Key	W1_SVC_HIST.ASSET_ID W1_SVC_HIST.EFF_DTT M	This field is populated with the foreign key of the Utility Asset dimension based on the asset associated with this activity.
LOCATION_KEY	Location Dimension Surrogate Key	W1_SVC_HIST.EFF_DTT M W1_ASSET_NODE.NOD E_ID W1_ASSET_NODE.EFF_ DTTM W1_ASSET_NODE.ATTC H_TO_ASSET_ID	This field is populated based on the current location of the asset associated with the Service History. If it is a component and its current disposition is "Attached", its disposition will follow the disposition of the asset it is currently attached to.
ADDR_KEY	Address Dimension Surrogate Key	W1_ASSET_NODE.NOD E_ID	The source for this column will be the asset's location.
ASSET_INSP_STATUS_ KEY	Asset Inspection Status Dimension Surrogate Key	W1_SVC_HIST_TYPE.SV C_HIST_CATEGORY_FL G W1_SVC_HIST_CHAR.C HAR_TYPE_CD W1_SVC_HIST_CHAR.C HAR_VAL	This field is populated only for Service Histories of Inspection Category. It is populated based on the characteristic value configured for the 'Operational Status' characteristic type. If no value is configured, then the default value of 'NA' is mapped.

Target Field	Description	Source Field	Transformation Logic
SP_KEY	Service Point Dimension Surrogate Key	W1_NODE_IDENTIFIE R.W1_ID_VALUE	This field is not used for Oracle Utilities Work and Asset Management source product.
MTR_DEVICE_KEY	Device Dimension Surrogate Key		This field is not used for Oracle Utilities Work and Asset Management source product.
US_KEY	Usage Subscription Dimension Surrogate Key		This field is not used for Oracle Utilities Work and Asset Management source product.
CONTACT_KEY	Contact Dimension Surrogate Key		This field is not used for Oracle Utilities Work and Asset Management source product.
PER_KEY	Person Dimension Surrogate Key		This field is not used for Oracle Utilities Work and Asset Management source product.
ACCT_KEY	Account Dimension Surrogate Key		This field is not used for Oracle Utilities Work and Asset Management source product.
SA_KEY	Service Agreement Dimension Surrogate Key		This field is populated based on the service agreement ID stored on the task as part of MWM-MDM integration.
PREM_KEY	Premise Dimension Surrogate Key		This field is not used for Oracle Utilities Work and Asset Management source product.
SERVICE_HIST_DATE_ KEY	Service History Date Dimension Surrogate Key		This field is populated with the foreign key of the Date dimension based on date associated with the service history.
SERVICE_HIST_TIME_ KEY	Service History Time Dimension Surrogate Key		This field is populated with the foreign key of the Time dimension based on time associated with the service history.
SERVICE_HIST_UDD1_ KEY	Service History User Defined Dimension 1 Surrogate Key		
SERVICE_HIST_UDD2_ KEY	Service History User Defined Dimension 2 Surrogate Key		
User Defined Attributes			
UDM1	User Defined Measure 1		
UDM2	User Defined Measure 2		

Target Field	Description	Source Field	Transformation Logic
UDM3	User Defined Measure 3		
UDM4	User Defined Measure 4		
UDM5	User Defined Measure 5		
UDM6	User Defined Measure 6		
UDM7	User Defined Measure 7		
UDM8	User Defined Measure 8		
UDM9	User Defined Measure 9		
UDM10	User Defined Measure 10		
UDM11	User Defined Measure 11		
UDM12	User Defined Measure 12		
UDM13	User Defined Measure 13		
UDM14	User Defined Measure 14		
UDM15	User Defined Measure 15		
UDM16	User Defined Measure 16		
UDM17	User Defined Measure 17		
UDM18	User Defined Measure 18		
UDM19	User Defined Measure 19		
UDM20	User Defined Measure 20		
UDDGEN1	User Defined Degenerate Dimension 1		
UDDGEN2	User Defined Degenerate Dimension 2		
UDDGEN3	User Defined Degenerate Dimension 3		
UDDGEN4	User Defined Degenerate Dimension 4		
UDDGEN5	User Defined Degenerate Dimension 5		
UDDGEN6	User Defined Degenerate Dimension 6		
UDDGEN7	User Defined Degenerate Dimension 7		
UDDGEN8	User Defined Degenerate Dimension 8		
UDDGEN9	User Defined Degenerate Dimension 9		

Target Field	Description	Source Field	Transformation Logic
UDDGEN10	User Defined Degenerate Dimension 10		
UDDGENL1	User Defined Long Degenerate Dimension 1		
UDDGENL2	User Defined Long Degenerate Dimension 2		
UDDGENL3	User Defined Long Degenerate Dimension 3		
UDDGENL4	User Defined Long Degenerate Dimension 4		
UDDGENL5	User Defined Long Degenerate Dimension 5		
UDDGENL6	User Defined Long Degenerate Dimension 6		
UDDGENL7	User Defined Long Degenerate Dimension 7		
UDDGENL8	User Defined Long Degenerate Dimension 8		
UDDGENL9	User Defined Long Degenerate Dimension 9		
UDDGENL10	User Defined Long Degenerate Dimension 10		
UDDFK1_KEY	User Defined Dimension Foreign Key 1		
UDDFK2_KEY	User Defined Dimension Foreign Key 2		
UDDFK3_KEY	User Defined Dimension Foreign Key 3		
UDDFK4_KEY	User Defined Dimension Foreign Key 4		
UDDFK5_KEY	User Defined Dimension Foreign Key 5		
UDDFK6_KEY	User Defined Dimension Foreign Key 6		
UDDFK7_KEY	User Defined Dimension Foreign Key 7		
UDDFK8_KEY	User Defined Dimension Foreign Key 8		
UDDFK9_KEY	User Defined Dimension Foreign Key 9		

Target Field	Description	Source Field	Transformation Logic
UDDFK10_KEY	User Defined Dimension Foreign Key 10		
UD_DATE1	User Defined Field Date 1		
UD_DATE2	User Defined Field Date 2		
UD_DATE3	User Defined Field Date 3		
UD_DATE4	User Defined Field Date 4		
UD_DATE5	User Defined Field Date 5		
UD_DATE1_KEY	User Defined Field Date Key 1		
UD_DATE2_KEY	User Defined Field Date Key 2		
UD_DATE3_KEY	User Defined Field Date Key 3		
UD_DATE4_KEY	User Defined Field Date Key 4		
UD_DATE5_KEY	User Defined Field Date Key 5		
Data Load Attributes			
DATA_SOURCE_IND	Data Source Indicator	CI_INSTALLATION.ENV_ID	<p>This field is populated with the DSI value on the source product instance configuration.</p> <p>The table is populated as part of the initial setup and the DSI value is extracted from the environment ID of the source system.</p>
JOB_NBR	Job Number		This field is populated with the ODI job execution session number.

