

Oracle® Banking Corporate Lending Process Management Configuration of Environment Variables



Release 14.7.4.0.0
G11871-01
June 2024

The Oracle logo, consisting of a solid red square with the word "ORACLE" in white, uppercase, sans-serif font centered within it.

ORACLE®

Copyright © 2018, 2024, Oracle and/or its affiliates.

This software and related documentation are provided under a license agreement containing restrictions on use and disclosure and are protected by intellectual property laws. Except as expressly permitted in your license agreement or allowed by law, you may not use, copy, reproduce, translate, broadcast, modify, license, transmit, distribute, exhibit, perform, publish, or display any part, in any form, or by any means. Reverse engineering, disassembly, or decompilation of this software, unless required by law for interoperability, is prohibited.

The information contained herein is subject to change without notice and is not warranted to be error-free. If you find any errors, please report them to us in writing.

If this is software, software documentation, data (as defined in the Federal Acquisition Regulation), or related documentation that is delivered to the U.S. Government or anyone licensing it on behalf of the U.S. Government, then the following notice is applicable:

U.S. GOVERNMENT END USERS: Oracle programs (including any operating system, integrated software, any programs embedded, installed, or activated on delivered hardware, and modifications of such programs) and Oracle computer documentation or other Oracle data delivered to or accessed by U.S. Government end users are "commercial computer software," "commercial computer software documentation," or "limited rights data" pursuant to the applicable Federal Acquisition Regulation and agency-specific supplemental regulations. As such, the use, reproduction, duplication, release, display, disclosure, modification, preparation of derivative works, and/or adaptation of i) Oracle programs (including any operating system, integrated software, any programs embedded, installed, or activated on delivered hardware, and modifications of such programs), ii) Oracle computer documentation and/or iii) other Oracle data, is subject to the rights and limitations specified in the license contained in the applicable contract. The terms governing the U.S. Government's use of Oracle cloud services are defined by the applicable contract for such services. No other rights are granted to the U.S. Government.

This software or hardware is developed for general use in a variety of information management applications. It is not developed or intended for use in any inherently dangerous applications, including applications that may create a risk of personal injury. If you use this software or hardware in dangerous applications, then you shall be responsible to take all appropriate fail-safe, backup, redundancy, and other measures to ensure its safe use. Oracle Corporation and its affiliates disclaim any liability for any damages caused by use of this software or hardware in dangerous applications.

Oracle®, Java, MySQL, and NetSuite are registered trademarks of Oracle and/or its affiliates. Other names may be trademarks of their respective owners.

Intel and Intel Inside are trademarks or registered trademarks of Intel Corporation. All SPARC trademarks are used under license and are trademarks or registered trademarks of SPARC International, Inc. AMD, Epyc, and the AMD logo are trademarks or registered trademarks of Advanced Micro Devices. UNIX is a registered trademark of The Open Group.

This software or hardware and documentation may provide access to or information about content, products, and services from third parties. Oracle Corporation and its affiliates are not responsible for and expressly disclaim all warranties of any kind with respect to third-party content, products, and services unless otherwise set forth in an applicable agreement between you and Oracle. Oracle Corporation and its affiliates will not be responsible for any loss, costs, or damages incurred due to your access to or use of third-party content, products, or services, except as set forth in an applicable agreement between you and Oracle.

Contents

Preface

Purpose	iv
Audience	iv
Documentation Accessibility	iv
Diversity and Inclusion	iv
Related Resources	v
Conventions	v
Screenshot Disclaimer	v
Acronyms and Abbreviations	v
Basic Actions	vi
Symbols and Icons	vii

1 Environment Variables

1.1 Environment Variables - Plato	1-1
1.2 Environment Variables - SMS	1-3
1.3 Environment Variables – Common Core	1-3
1.4 Environment Variables – Mid Office Common Core	1-5
1.5 Environment Variables - OBCLPM	1-6

2 Running of Environment Variables

2.1 Plato Config Service Startup Parameterization	2-1
2.2 Domain Server Parameterization	2-6

Index

Preface

This topic contains following sub-topics:

- [Purpose](#)
- [Audience](#)
- [Documentation Accessibility](#)
- [Diversity and Inclusion](#)
- [Related Resources](#)
- [Conventions](#)
- [Screenshot Disclaimer](#)
- [Acronyms and Abbreviations](#)
- [Basic Actions](#)
- [Symbols and Icons](#)

Purpose

This guide is designed to help acquaint you with the Oracle Banking Corporate Lending Process Management (OBCLPM) application. This guide would help you to set up environment variables for Plato, SMS, Common Core, Middle Office and OBCLPM.

Audience

This document is intended for admin or ops-web team who are responsible for installing the Oracle Financial Services Software Limited banking products.

Documentation Accessibility

For information about Oracle's commitment to accessibility, visit the Oracle Accessibility Program website at <http://www.oracle.com/pls/topic/lookup?ctx=acc&id=docacc>.

Access to Oracle Support

Oracle customer access to and use of Oracle support services will be pursuant to the terms and conditions specified in their Oracle order for the applicable services.

Diversity and Inclusion

Oracle is fully committed to diversity and inclusion. Oracle respects and values having a diverse workforce that increases thought leadership and innovation. As part of our initiative to build a more inclusive culture that positively impacts our employees, customers, and partners,

we are working to remove insensitive terms from our products and documentation. We are also mindful of the necessity to maintain compatibility with our customers' existing technologies and the need to ensure continuity of service as Oracle's offerings and industry standards evolve. Because of these technical constraints, our effort to remove insensitive terms is ongoing and will take time and external cooperation.

Related Resources

For more information refer to the Oracle Banking Corporate Lending Process Management documents.

- *Oracle Banking Corporate Lending Process Pre-Installation Guide*
- *Oracle Banking Corporate Lending Process Management Conductor Process Installation Guide*
- *Oracle Banking Corporate Lending Process Management Installation Guide*
- *Oracle Banking Corporate Lending Process Management Getting Started User Guide*
- *Oracle Banking Corporate Lending Process Management Common Core User Guide*
- *Common Core Services Installation Guide*
- *Oracle Banking Microservices Platform Foundation Installation Guide*
- *Oracle Banking Microservices Platform Foundation User Guide*
- *Security Management System Services Installation Guide*
- *SSL Setup Guide*

Conventions

The following text conventions are used in this document:

Convention	Meaning
boldface	Boldface type indicates graphical user interface elements associated with an action, or terms defined in text or the glossary.
<i>italic</i>	Italic type indicates book titles, emphasis, or placeholder variables for which you supply particular values.
monospace	Monospace type indicates commands within a paragraph, URLs, code in examples, text that appears on the screen, or text that you enter.

Screenshot Disclaimer

Personal information used in the interface or documents is dummy and does not exist in the real world. It is only for reference purposes.

Acronyms and Abbreviations

The list of the acronyms and abbreviations used in this guide are as follows:

Table 1 Acronyms and Abbreviations

Abbreviation	Description
CAMS	Computer Age Management Services
JNDI	Java Naming and Directory Interface
KYC	Know Your Customer
NLP	Natural Language Processing
OBCL	Oracle Banking Corporate Lending
OBCLPM	Oracle Banking Corporate Lending Process Management
ELCM	Enterprise Limits and Collateral Management
SMS	Security Management System

Basic Actions

Table 2 List of Basic Actions


Action	Description
Approve	Click Approve to approve the initiated report. This button is displayed, once the user click Authorize .
Audit	Click Audit to view the maker details, checker details of the particular record, and record status. This button is displayed only for the records that are already created.
Authorize	Click Authorize to authorize the record created. A maker of the screen is not allowed to authorize the report. Only a checker can authorize a record. This button is displayed only for the already created records.
Close	Click Close to close a record. This action is available only when a record is created.
Confirm	Click Confirm to confirm the performed action.
Cancel	Click Cancel to cancel the performed action.
Compare	Click Compare to view the comparison through the field values of old record and the current record. This button is displayed in the widget, once the user click Authorize .
Collapse All	Click Collapse All to hide the details in the sections. This button is displayed, once the user click Compare .
Expand All	Click Expand All to expand and view all the details in the sections. This button is displayed, once the user click Compare .
New	Click New to add a new record. The system displays a new record to specify the required data. <div style="border-left: 2px solid #0070C0; border-bottom: 2px solid #0070C0; padding: 10px; margin-top: 10px;"> <p> Note: The fields which are marked with Required are mandatory.</p> </div>
OK	Click OK to confirm the details in the screen.
Save	Click Save to save the details entered or selected in the screen.

Table 2 (Cont.) List of Basic Actions

Action	Description
View	Click View to view the report details in a particular modification stage. This button is displayed in the widget, once the user click Authorize .
View Difference only	Click View Difference only to view a comparison through the field element values of old record and the current record, which has undergone changes. This button is displayed, once the user click Compare .

Symbols and Icons

The following symbols and icons are used in the screens.

Table 3 Symbols and Icons - Common







Symbol/Icon	Function
	Minimize
	Maximize
	Close
	Perform Search
	Open a list
	Add a new record

Table 3 (Cont.) Symbols and Icons - Common










Symbol/Icon	Function
	Navigate to the first record
	Navigate to the last record
	Navigate to the previous record
	Navigate to the next record
	Grid view
	List view
	Refresh
	Calendar
	Filter

Table 3 (Cont.) Symbols and Icons - Common






Symbol/Icon	Function
	Copy a record
	Click this icon to add a new row.
	Click this icon to delete an existing row.
	Click to view the created record.
	Click to unlock, delete, authorize or view the created record.

Table 4 Symbols and Icons - Audit Details




Symbol/Icon	Function
	A user
	Date and time
	Unauthorized or Closed status

Table 4 (Cont.) Symbols and Icons - Audit Details






Symbol/Icon	Function
	Authorized or Open status

Table 5 Symbols and Icons - Widget

Symbol/Icon	Function
	Open status
	Unauthorized status
	Closed status
	Authorized status

1

Environment Variables

Use the below mentioned environment variables in the weblogic server for running the database scripts and availability of various services.

This topic contains following sub-topics:

- [Environment Variables - Plato](#)
Use the environment variables which are required to be available in the weblogic server. Unavailability of any of these variables can result in improper database scripts or service availability.
- [Environment Variables - SMS](#)
Use the environment variables which are required to be available in the weblogic server. Unavailability of any of these variables can result in improper database scripts or service availability.
- [Environment Variables – Common Core](#)
Use the environment variables which are required to be available in the weblogic server. Unavailability of any of these variables can result in improper database scripts or service availability.
- [Environment Variables – Mid Office Common Core](#)
Use the environment variables which are required to be available in the weblogic server. Unavailability of any of these variables can result in improper database scripts or service availability.
- [Environment Variables - OBCLPM](#)
Use the environment variables which are required to be available in the weblogic server. Unavailability of any of these variables can result in improper database scripts or service availability.

1.1 Environment Variables - Plato

Use the environment variables which are required to be available in the weblogic server. Unavailability of any of these variables can result in improper database scripts or service availability.

Table 1-1 Environment variables- Plato

S.No	Service Name	Environment Variables	Description
1	plato-config- services	plato-config.schemas	Schema Name for Plato Config Service
2	plato-discovery- service	eureka.host	Host Name of Plato Discover Servicee.g. host-name.in.example.com
3	plato-discovery- service	eureka.port	Server Port on which Plato Discovery Service is running

Table 1-1 (Cont.) Environment variables- Plato

S.No	Service Name	Environment Variables	Description
4	plato-ui-config- service	platoui.schemas	Schema Name for Plato UI Config Service
5	plato-ui-config- service	api-gateway.host	Host Name for Plato Api Gateway
6	plato-ui-config- service	api-gateway.port	Port Number of Plato API Gateway
7	plato-config- service	plato-config.username	Username of Plato Config Service Schema
8	plato-config- service	plato-config.password	Password of Plato Config Service Schema
9	plato-config- service	plato-config.jdbcUrl	Url of Plato Config Service Schema
10	plato-config- service	plato-config.url	Url of Plato Config Service Schema
11	All services	driver.className	Driver Class Name For Connecting to DB
12	All services	zipkin.host	Host Name For Zipkin (Optional)
13	All services	zipkin.port	Port No. where Zipkin is running(Optional)
14	plato-ui-config- service	platoui.username	Username of Plato UI Config Service Schema
15	plato-ui-config- service	platoui.password	Password of Plato UI Config Service Schema
16	plato-ui-config- service	platoui.jdbcUrl	Url of Plato UI Config Service Schema
17	plato-ui-config- service	platoui.schemas	Schema Name of Plato UI Config Service Schema
18	plato-api- gateway- service	plato-api-gateway.server.port	Port No. for running Plato UI API Gateway Service
19	plato-api- gateway- service	api-gateway.username	Username of Plato Api Gateway Schema
20	plato-api- gateway- service	api-gateway.password	Password of Plato Api Gateway Schema
21	plato-api- gateway- service	api-gateway.jdbcUrl	Url of Plato Api Gateway Schema
22	plato-api- gateway- service	api-gateway.schemas	Schema Name of Plato Api Gateway Schema
23	plato-orch- service	plato-orch-service.server.port	Port No. for Running Plato Orch Gateway Service
24	plato-ui-config- services	plato-ui-config-services.server.port	Port No. for Running Plato UI Config Service
25	plato-ui-config- services	plato-ui-config.username	Username for Plato UI Config Service Schema
26	plato-ui-config- services	plato-ui-config.password	Password for Plato UI Config Service Schema

Table 1-1 (Cont.) Environment variables- Plato

S.No	Service Name	Environment Variables	Description
27	plato-ui-config- services	plato-ui-config.jdbcUrl	Url of Plato UI Config Service Schema
28	plato-ui-config- services	plato-ui-config.schemas	Schema Name of Plato UI Config Service Schema

Run the DAY0 environment variable set up scripts and make sure that the environment variables are set appropriately.

1.2 Environment Variables - SMS

Use the environment variables which are required to be available in the weblogic server. Unavailability of any of these variables can result in improper database scripts or service availability.

Table 1-2 Environment Variables - SMS

S.No	Service Name	Environment Variables	Description
1	sms-core- services	sms.username	Username for SMS Core Service
2	sms-core- services	sms.password	Password for SMS Core Service
3	sms-core- services	sms.url	Url of SMS Core Service Schema
4	sms-core- services	sms.jdbcUrl	Url of SMS Core Service Schema
5	sms-core- services	sms-core- services.server.por t	Port No. for running SMS Core Service
6	sms-core- services	sms.schemas	Schema Name for SMS Core Service

Run the DAY0 environment variable set up scripts and make sure that the environment variables are set appropriately.

1.3 Environment Variables – Common Core

Use the environment variables which are required to be available in the weblogic server. Unavailability of any of these variables can result in improper database scripts or service availability.

Table 1-3 Environment Variables – Common Core

S.No	Service Name	Environment Variables	Description
1	Common core services	cmncore.username	Username For Common Core Schema
2	Common core services	cmncore.db.userna me	Username For Common Core Schema
3	Common core services	cmncore.password	Password For Common Core Schema

Table 1-3 (Cont.) Environment Variables – Common Core

S.No	Service Name	Environment Variables	Description
4	Common core services	cmncore.db.password	Password For Common Core Schema
5	Common core services	cmncore.jdbcUrl	Url of Common Core Schema
6	Common core services	cmncore.db.url	Url of Common Core Schema
7	Common core services	cmncore.schemas	Schema Name Of Common Core Schema
8	Common core services	cmncore.db.schemas	Schema Name Of Common Core Schema
9	cmc-account-services	cmc-account-services.server.port	Port No for running Account Services
10	cmc-advice-services	cmc-advice-services.server.port	Port No for running Account Services
11	cmc-base- services	cmc-base-services.server.port	Port No for running Base Services
12	cmc-branch-services	cmc-branch-services.server.port	Port No for running Branch Services
13	cmc-customer-services	cmc-customer-services.server.port	Port No for running Customer Services
14	cmc-facilities-services	cmc-facilities-services.server.port	Port No for running Facilities Services
15	cmc- settlements-services	cmc-settlements-services.server.port	Port No for running Settlements Services
16	cmc-transactioncontroller-services	cmc-transactioncontroller-services.server.port	Port No for running Transaction Controller Services

Run the DAY0 environment variable set up scripts and make sure that the environment variables are set appropriately.

1.4 Environment Variables – Mid Office Common Core

Use the environment variables which are required to be available in the weblogic server. Unavailability of any of these variables can result in improper database scripts or service availability.

Table 1-4 Environment Variables – Mid Office Common Core

S.No	Service Name	Environment Variables	Description
1	cmc-earmark-services	moc.cmc-earmark-services.server.port	Port No for running Earmark Services
2	cmc-earmark-services	ELCM_HTTP_URL	Url for Connecting to ELCM Module
3	cmc-earmark-services	earmark-services	Product Version of ELCM
4	cmc-earmark-services	elcmProduct	Value of elcmProduct for earmark services
5	cmc-comments-services	moc.cmc-comments-services.server.port	Port No. for running Comments Services
6	cmc-document-services	moc.cmc-document-services.server.port	Port No. for running Documents Service
7	cmc-document-services	dmsServiceUrl	DMS Service Url
8	cmc-document-services	dmsServiceUsrname	Username for DMS Service
9	cmc-document-services	dmsServicePwd	Password for DMS Service
10	cmc-applicationcategory-services	cmc-applicationcategory-services.server.port	Port No. for running Application Category Service
11	cmc-checklistmanagement-services	cmc-checklistmanagement-services.server.port	Port No. for running Checklist Management Service
12	cmc-checklist-services	cmc-checklist-services.server.port	Port No. for running Checklist Service
13	cmc-mailnotification-services	cmc-mailnotification.server.port	Port No. for running Mail Notification Service
14	cmc-kyccheck-services	cmc.kyccheck.server.port	Port No. for running KYC Check Service
15	cmc-priority-services	server.port	Port No. for running Priority/Sequence Generator Service

Run the DAY0 environment variable set up scripts and make sure that the environment variables are set appropriately.

1.5 Environment Variables - OBCLPM

Use the environment variables which are required to be available in the weblogic server. Unavailability of any of these variables can result in improper database scripts or service availability.

Table 1-5 Environment Variables - OBCLPM

S.No	Service Name	Environment Variables	Description
1	clmo-backoffice-services	clmo-backoffice-services.obcl.branch1.version	OBCL product version for branch 1
2	clmo-backoffice-services	clmo-backoffice-services.obcl.branch2.version	OBCL product version for branch 2
3	clmo-backoffice-services	clmo-backoffice-services.obcl.branch1.code	OBCL product code for branch 1
4	clmo-backoffice-services	clmo-backoffice-services.obcl.branch2.code	OBCL product code for branch 2
5	clmo-backoffice-services	clmo-backoffice-services.obcl.operationmode	OBCL operation mode
6	clmo-backoffice-services	clmo-backoffice-services.obcl.branch1.userid	OBCL user ID for branch 1
7	clmo-backoffice-services	clmo-backoffice-services.obcl.branch2.userid	OBCL user ID for branch 2
8	clmo-backoffice-services	clmo-backoffice-services.obcl.extsyscode	OBCL external system code
9	clmo-backoffice-services	clmo-backoffice-services.obcl.branch1.extsyscode	OBCL external system code for branch 1
10	clmo-backoffice-services	clmo-backoffice-services.obcl.branch2.extsyscode	OBCL external system code for branch 2
11	clmo-backoffice-services	clmo-backoffice-services.obcl.version	OBCL product version
12	clmo-backoffice-services	clmo-backoffice-services.obcl.userid	User ID for OBCL
13	clmo-backoffice-services	clmo-backoffice-services.cams.userid	CAMS user ID
14	clmo-backoffice-services	clmo-backoffice-services.cams.facilityappid	App ID for CAMS Facility
15	clmo-backoffice-services	clmo-backoffice-services.cam.covenantappid	App ID for CAMS Covenant
16	clmo-backoffice-services	clmo-backoffice-services.jndi	JNDI name for Backoffice services
17	clmo-backoffice-services	clmo-backoffice-services.schemas	Schema name for Backoffice Services
18	clmo-backoffice-services	clmo-backoffice-services.server.port	Port number for running Backoffice services

Table 1-5 (Cont.) Environment Variables - OBCLPM

S.No	Service Name	Environment Variables	Description
19	clmo-maintenance-services	clmo-maintenance-services.jndi	JNDI name for Maintenance services
20	clmo-maintenance-services	clmo-maintenance-services.schemas	Schema name for Maintenance services
21	clmo-maintenance-services	clmo-maintenance-services.server.port	Port No. for running maintenance service
22	clmo-businessproduct-services.	clmo-businessproduct-services.jndi	JNDI name of the datasource for the schema of business product service
23	clmo-businessproduct-services.	clmo-businessproduct-services.schemas	Schema for business product services
24	clmo-businessproduct-services	clmo-businessproduct-services.server.port	Port No. for running business product service
25	clmo-conditionsubsequent-services	clmo-conditionsubsequent-services.jndi	JNDI name of the datasource for the schema of condition subsequent service
26	clmo-conditionsubsequent-services	clmo-conditionsubsequent-services.schemas	Schema for condition subsequent services
27	clmo-conditionsubsequent-services	clmo-conditionsubsequent-services.server.port	Port No. for running condition subsequent service
28	clmo-handoff-services	clmo-handoff-services.jndi	JNDI name of the datasource for the schema of handoff service
29	clmo-handoff-services	clmo-handoff-services.schemas	Schema for handoff services
30	clmo-handoff-services	clmo-handoff-services.server.port	Port No. for running handoff service
31	clmo-syndicationapplication-services	clmo- syndicationapplication-services.jndi	JNDI name of the datasource for the schema of syndication service
32	clmo-syndicationapplication-services	clmo- syndicationapplication-services.schemas	Schema for syndication services
33	clmo-syndicationapplication-services	clmo- syndicationapplication-services.server.port	Port No. for running syndication application service
34	clmo-transactionorchestrator-services	clmo- transactionorchestrator-services.jndi	JNDI name of the datasource for the schema of transaction orchestrator service
35	clmo-transactionorchestrator-services	clmo- transactionorchestrator-services.schemas	Schema for transaction orchestrator services
36	clmo-transactionorchestrator-services	clmo- transactionorchestrator-services.server.port	Port No. for running transaction orchestrator service
37	clmo-covenants-services	clmo-covenants- services.jndi	JNDI name of the datasource for the schema of covenant service
38	clmo-covenants-services	clmo-covenants-services.schemas	Schema for covenant services
39	clmo-covenants-services	clmo-covenants-services.server.port	Port No. for running covenant service

Table 1-5 (Cont.) Environment Variables - OBCLPM

S.No	Service Name	Environment Variables	Description
40	clmo-loanapplication-services	clmo-loanapplication-services.jndi	JNDI name of the datasource for the schema of loan-application service
41	clmo-loanapplication-services	clmo-loanapplication-services.schemas	Schema for Loan Application
42	clmo-loanapplication-services	clmo-loanapplication-services.server.port	Port number for Loan Application
43	clmo-loanapplication-service	clmo-sector-services.server.port	Port number for sector service
44	clmo-loanapplication-service	clmo-sector-services.server.port	Port number for sector service
45	clmo-loanapplication-service	clmo-sector-services.jndi	JNDI name for sector service
46	clmo-loanapplication-service	clmo-sector-services.schemas	Schema for sector service
47	clmo-loanapplication-service	clmo-payment-services.jndi	JNDI name for payment service
48	clmo-loanapplication-service	clmo-payment-services.schemas	Schema for payment service
49	clmo-loanapplication-service	clmo-payment-services.server.port	Port number for payment service
50	clmo-loanapplication-service	clmo-nlp-processing-services.jndi	JNDI name for NLP Processing service
51	clmo-loanapplication-service	clmo-nlp-processing-services.schemas	Schema for NLP Processing service
52	clmo-loanapplication-service	clmo-nlp-processing-services.server.port	Port number for NLP Processing service
53	clmo-loanapplication-service	clmo syndicationapplication services.midofccmc.db.jndi	JNDI name for Syndication application service
54	clmo-loanapplication-service	clmo syndicationapplication services.midofccmc.schemas	Schema for Syndication application service
55	clmo-party-services	clmo-party-services.jndi	Jndi name for party
56	clmo-party-services	clmo-party- services.schemas	Schema for party
57	clmo-party-services	clmo-party-services.server.port	Port number for party
58	clmo-businessprocess-services	clmo-businessprocess-services.jndi	Jndi name for business process
59	clmo-businessprocess-services	clmo-businessprocess-services.schemas	Schema for business process
60	clmo-businessprocess-services	clmo-businessprocess-services.server.port	Port number for business process
61	clmo-orchestration-services	clmo-orchestration-services.jndi	Jndi name for orchestration
62	clmo-orchestration-services	clmo-orchestration-services.schemas	Schema for orchestration
63	clmo-orchestration-services	clmo-orchestration-services.server.port	Port number for orchestration
64	clmo-orchestration-services	clmo-orchestration-services.facilityuserid	Facility user id for orchestration

Table 1-5 (Cont.) Environment Variables - OBCLPM

S.No	Service Name	Environment Variables	Description
65	clmo-orchestration-services	clmo-orchestration-services.facilityappid	Facility app id for orchestration
66	clmo-orchestration-services	clmo-orchestration-services.camspartyonboardappid	Cams party onboard app id for orchestration
67	clmo-orchestration-services	clmo-orchestration-services.partyonboardappid	Party onboard app id for orchestration
68	clmo-orchestration-services	conductor.application.name	Application name of the PLATO-O service.
69	clmo-cmc-party-services	clmo-cmc-party-services.jndi	Jndi name for cmc party
70	clmo-cmc-party-services	clmo-cmc-party-services.schemas	Schema for cmc party
71	clmo-cmc-party-services	clmo-cmc-party-services.server.port	Port number for cmc party
72	plato-orch-service	plato-orch-service.jndi	Jndi name for Orch
73	plato-orch-service	plato-orch-service.schemas	Schema for Orch

Run the DAY0 environment variable set up scripts and make sure that the environment variables are set appropriately.

2

Running of Environment Variables

Change the environment variable configuration and follow the below steps.

- [Plato Config Service Startup Parameterization](#)
Use Plato Configuration Service to startup the parameters
- [Domain Server Parameterization](#)
Use domain server parametrization for all the domain servers created in the server where the micro services are going to be deployed.

2.1 Plato Config Service Startup Parameterization

Use Plato Configuration Service to startup the parameters

Plato services deployment

1. Create a managed server for plato-Config service and set the service startup parameter
2. Deploy the other plato services in another managed server. (both plato services and plato config services should not be deployed in the same managed server)

Deploy the other plato services

1. Login to the weblogic server console
2. Select servers in the “Domain Structure” section
3. Select the managed server (managed server where the plato_config service got deployed)
4. Go to Configuration
5. Go to “Server Start” section
6. Go to Arguments section and update the plato config service parameter.



Note:

The below parameters are sample parameters provided for your reference

```
Dflyway.domain.locations=db/migration/domain/sms,db/migration/domain/plato,db/
migration/domain/moc,
    db/migration/domain/cmc,db/migration/domain/OBCLPM -
Dflyway.domain.schemas=PLATO144 -
    Dflyway.domain.baselineOnMigrate=false -
Dflyway.domain.placeholderReplacement=true -
    Dflyway.domain.db.jdbcUrl=jdbc:oracle:thin:@//
whf00ajt.in.example.com:1521/OBCLPMPDBC1 -
    Dflyway.domain.db.username=PLATO144 -Dflyway.domain.db.password=OBCLPM144
-
    Dflyway.domain.db.driver-class-name=oracle.jdbc.driver.OracleDriver -
```

```

Dflyway.domain.ignoreMissingMigrations=true -
Dflyway.domain.outOfOrder=true -
Dflyway.domain.placeholders.plato-config.schemas=PLATO144 -
Dflyway.domain.placeholders.eureka.host=whf00ixg -
Dflyway.domain.placeholders.eureka.port=7003 -
Dflyway.domain.placeholders.platoui.schemas=PLATOUI144
-Dflyway.domain.placeholders.api\u0002gateway.host=whf00ixg
-Dflyway.domain.placeholders.api-gateway.port=7003 -
Dflyway.domain.placeholders.plato-config.username=PLATO144
-Dflyway.domain.placeholders.plato\u0002config.password=OBCLPM144
-
Dflyway.domain.placeholders.plato\u0002config.jdbcUrl=jdbc:oracle:thin:@//
whf00ajt.in.example.com:1521/OBCLPMPDBC1
-
Dflyway.domain.placeholders.plato\u0002config.url=jdbc:oracle:thin:@//
whf00ajt.in.example.com:1521/OBCLPMPDBC1
- Dflyway.domain.placeholders.driver.className=oracle.jdbc.OracleDriver -
Dflyway.domain.placeholders.zipkin.host=localhost -
Dflyway.domain.placeholders.zipkin.port=8080
- Dflyway.domain.placeholders.platoui.username=PLATOUI144 -
Dflyway.domain.placeholders.platoui.password=OBCLPM144 -
Dflyway.domain.placeholders.platoui.jdbcUrl=jdbc:oracle:thin:@//
whf00ajt.in.example.com:1521/OBCLPMP
DBC1 -Dflyway.domain.placeholders.platoui.schemas=PLATOUI144 -
Dflyway.domain.placeholders.plato-api-gateway.server.port=7003
-Dflyway.domain.placeholders.api\u0002gateway.username=PLATOSEC144
-Dflyway.domain.placeholders.api-gateway.password=OBCLPM144 -
Dflyway.domain.placeholders.api-
gateway.jdbcUrl=jdbc:oracle:thin:@//whf00ajt.in.example.com:1521/
OBCLPMPDBC1
- Dflyway.domain.placeholders.api-gateway.schemas=PLATOSEC144
-Dflyway.domain.placeholders.plato\u0002orch-service.server.port=7003
-Dflyway.domain.placeholders.plato-ui-config-services.server.port=7003 -
Dflyway.domain.placeholders.plato-ui-config.username=PLATOUI144 -
Dflyway.domain.placeholders.plato-ui-config.password=OBCLPM144
-Dflyway.domain.placeholders.plato\u0002ui-
config.jdbcUrl=jdbc:oracle:thin:@//whf00ajt.in.example.com:1521/OBCLPMPDBC1
- Dflyway.domain.placeholders.plato-ui-config.schemas=PLATOUI144
-Dflyway.domain.placeholders.plato\u0002discovery-service.server.port=7003
-Dflyway.domain.placeholders.apigateway.host=whf00ixg -
Dflyway.domain.placeholders.apigateway.port=7003 -
Dflyway.domain.placeholders.sms.username=SMS144 -
Dflyway.domain.placeholders.sms.password=OBCLPM144 -
Dflyway.domain.placeholders.sms.url=jdbc:oracle:thin:@//
whf00ajt.in.example.com:1521/OBCLPMPDBC1
-
Dflyway.domain.placeholders.sms.jdbcUrl=jdbc:oracle:thin:@//
whf00ajt.in.example.com:1521/OBCLPMPDB
CD1 -Dflyway.domain.placeholders.sms-core-services.server.port=7004 -
Dflyway.domain.placeholders.sms.schemas=SMS144 -
Dflyway.domain.placeholders.cmncore.username=CMNCORE144 -
Dflyway.domain.placeholders.cmncore.db.username=CMNCORE144 -
Dflyway.domain.placeholders.cmncore.password=OBCLPM144 -
Dflyway.domain.placeholders.cmncore.db.password=OBCLPM144 -
Dflyway.domain.placeholders.cmncore.jdbcUrl=jdbc:oracle:thin:@//
whf00ajt.in.example.com:1521/OBCLPM

```

```

PBCD1 -
Dflyway.domain.placeholders.cmncore.db.url=jdbc:oracle:thin:@//
whf00ajt.in.example.com:1521/OBCLPMP
DBCD1 -Dflyway.domain.placeholders.cmncore.schemas=CMNCORE144 -
Dflyway.domain.placeholders.cmncore.db.schemas=CMNCORE144
-Dflyway.domain.placeholders.cmc\u0002account-services.server.port=7003
-Dflyway.domain.placeholders.cmc-advice-services.server.port=7003 -
Dflyway.domain.placeholders.cmc-base-services.server.port=7003
-Dflyway.domain.placeholders.cmc\u0002branch-services.server.port=7003
-Dflyway.domain.placeholders.cmc-customer-services.server.port=7003
-Dflyway.domain.placeholders.cmc-facilities-services.server.port=7003 -
Dflyway.domain.placeholders.cmc-settlements-services.server.port=7003 -
Dflyway.domain.placeholders.cmc-transactioncontroller-
services.server.port=7003 -
Dflyway.domain.placeholders.OBCLPM.adapter.server.port=7003 -
Dflyway.domain.placeholders.OBCLPM.adapter.schemas=TFADPR144 -
Dflyway.domain.placeholders.OBCLPM.commonds.server.port=7003 -
Dflyway.domain.placeholders.OBCLPM.commonds.schemas=TFCMNDS144 -
Dflyway.domain.placeholders.OBCLPM.datasegments.server.port=7003 -
Dflyway.domain.placeholders.OBCLPM.datasegments.schemas=TFDSMGMT144 -
Dflyway.domain.placeholders.midofccmc.schemas=CMNCORE144 -
Dflyway.domain.placeholders.OBCLPM.doccollection.server.port=7003 -
Dflyway.domain.placeholders.OBCLPM.doccollection.schemas=TFDOCCOL144 -
Dflyway.domain.placeholders.OBCLPM.drawings.server.port=7003 -
Dflyway.domain.placeholders.OBCLPM.drawings.schemas=TFDRAWINGS144 -
Dflyway.domain.placeholders.OBCLPM.extsys.server.port=7003 -
Dflyway.domain.placeholders.OBCLPM.extsys.schemas=TFEXTREP144 -
Dflyway.domain.placeholders.OBCLPM.gateway.server.port=7003 -
Dflyway.domain.placeholders.OBCLPM.gateway.schemas=TFGATEWAY144 -
Dflyway.domain.placeholders.OBCLPM.guarantees.server.port=7003 -
Dflyway.domain.placeholders.OBCLPM.guarantees.schemas=TFGTEES144 -
Dflyway.domain.placeholders.OBCLPM.letterofcredit.server.port=7003 -
Dflyway.domain.placeholders.OBCLPM.letterofcredit.schemas=TFLC144 -
Dflyway.domain.placeholders.OBCLPM.maintenance.server.port=7003 -
Dflyway.domain.placeholders.OBCLPM.maintenance.schemas=TFMAIN144 -
Dflyway.domain.placeholders.OBCLPM.orchestrator.server.port=7003 -
Dflyway.domain.placeholders.OBCLPM.orchestrator.schemas=TFORCH144 -
Dflyway.domain.placeholders.OBCLPM.stagemanagement.server.port=7003 -

Dflyway.domain.placeholders.OBCLPM.stagemanagement.schemas=TFSTGMT144Dflyway.d
omain.placeholders.OBCLPM.template.server.port=7003 -
Dflyway.domain.placeholders.OBCLPM.template.schemas=TFTEMP144 -
Dflyway.domain.placeholders.OBCLPM.utility.server.port=7003 -
Dflyway.domain.placeholders.OBCLPM.utility.schemas=TFUTITLITY144 -
Dflyway.domain.placeholders.moc.cmc-earmark-services.server.port=7004 -
Dflyway.domain.placeholders.ELCM_HTTP_URL=http://whf00mlj:7030 -
Dflyway.domain.placeholders.earmark-services=14.3 -
Dflyway.domain.placeholders.elcmProduct=ELCM
- Dflyway.domain.placeholders.moc.cmc-comments-services.server.port=7004 -
Dflyway.domain.placeholders.moc.cmc-document-services.server.port=7004 -
Dflyway.domain.placeholders.dmsServiceUrl=http://
whf00bdw.in.example.com:17200/_dav/cs/idcplg -
Dflyway.domain.placeholders.dmsServiceUsrname=weblogic -
Dflyway.domain.placeholders.dmsServicePwd=
-Dflyway.domain.placeholders.cmc\u0002applicationcategory-
services.server.port=7004

```

```

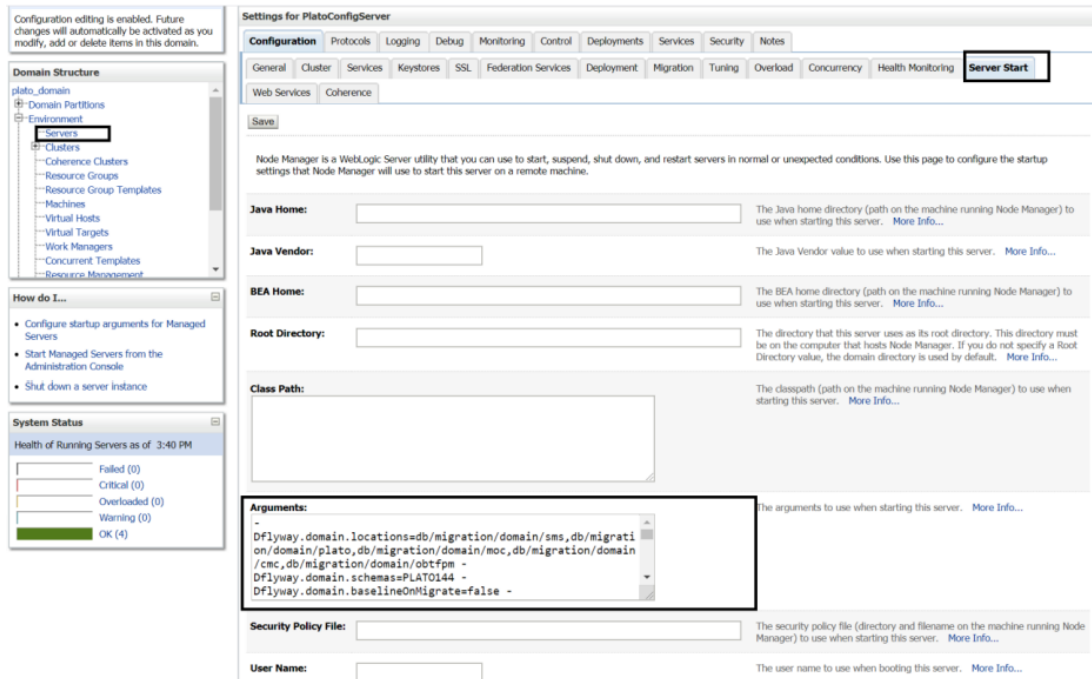
-Dflyway.domain.placeholders.cmc-
checklistmanagement\u0002services.server.port=7004
-Dflyway.domain.placeholders.cmc-checklist-services.server.port=7004 -
Dflyway.domain.placeholders.cmc-mailnotification.server.port=7004
-Dflyway.domain.placeholders.cmc\u0002kyccheck.server.port=7004
-Dflyway.domain.placeholders.server.port=7004 -
Dflyway.domain.placeholders.plato-feed-
services.feed.upload.directory=directory -
Dflyway.domain.placeholders.plato-feed-services.server.port=8080
-Dflyway.domain.placeholders.plato\u0002feed-services.username=username
-Dflyway.domain.placeholders.plato-feed\u0002services.password=password
-Dflyway.domain.placeholders.plato-feed-services.jdbcUrl=jdbcUrl -
Dflyway.domain.placeholders.plato-feed-services.schemas=schemas
-Dflyway.domain.placeholders.plato\u0002batch-server.server.port=8080
-Dflyway.domain.placeholders.plato.eventhub.broker.hosts=localhost -
Dflyway.domain.placeholders.plato.eventhub.zookeeper.hosts=localhost -
Dflyway.domain.placeholders.plato-batch-server.username=username -
Dflyway.domain.placeholders.plato-batch-server.password=password -
Dflyway.domain.placeholders.plato-batch-server.jdbcUrl=jdbcUrl
-Dflyway.domain.placeholders.plato\u0002batch-server.schemas=schemas
-Dflyway.domain.placeholders.plato-alerts-
management\u0002services.server.port=8080
-Dflyway.domain.placeholders.plato-alerts-management-services.username -
Dflyway.domain.placeholders.plato-alerts-management-
services.password=password -
Dflyway.domain.placeholders.plato-alerts-management-
services.jdbcUrl=jdbcUrl -
Dflyway.domain.placeholders.plato-alerts-management-
services.schemas=schemas -
Dflyway.domain.placeholders.cmc-corebanking-adapter-
service.server.port=8080 -
Dflyway.domain.placeholders.rabbitmq.password=password -
Dflyway.domain.placeholders.rabbitmq.userid=userid
-Dflyway.domain.placeholders.rabbitmq.port=8080 -
Dflyway.domain.placeholders.rabbitmq.host=localhost
-Dflyway.domain.placeholders.cmc-currency\u0002services.server.port=8080
-Dflyway.domain.placeholders.cmc-
businessoverrides\u0002services.server.port=8080
-Dflyway.domain.placeholders.cmc-datasegment-services.server.port=8080 -
Dflyway.domain.placeholders.cmc-external-chart-account-
services.server.port=8080 -
Dflyway.domain.placeholders.cmc-external-system-services.server.port=8080
-
Dflyway.domain.placeholders.cmc-external-virtual-account-
services.server.port=8080 -
Dflyway.domain.placeholders.cmc-report-services.server.port=8080 -
Dflyway.domain.placeholders.weblogic.userid=weblogic -
Dflyway.domain.placeholders.weblogic.password=
Dflyway.domain.placeholders.runReportTemplate=templates/12.3/RunReport.vm
-
Dflyway.domain.placeholders.emailTemplate=templates/12.3/BIPEmail.vm -
Dflyway.domain.placeholders.dms.host=whf00lzx -
Dflyway.domain.placeholders.dms.port=7004 -
Dflyway.domain.placeholders.biPublisher.port=8502 -
Dflyway.domain.placeholders.biPublisher.host=whf00bpw
-Dflyway.domain.placeholders.cmc-resource\u0002segment-orchestrator-

```

```

service.server.port=8080
  -Dflyway.domain.placeholders.cmc-
screenclass\u0002services.server.port=8080
  -Dflyway.domain.placeholders.cmc-txn-code-services.server.port=8080 -
  Dflyway.domain.placeholders.cmc-nlp-annotator-services.server.port=8080 -
  Dflyway.domain.placeholders.cmc-nlp-dashboard-widget-
services.server.port=8080 -
  Dflyway.domain.placeholders.cmc-nlp-model-mngmnt-
services.server.port=8080 -
  Dflyway.domain.placeholders.cmc-nlp-online-processing-
services.server.port=8080 -
  Dflyway.domain.placeholders.cmc-nlp-tag-maint-services.server.port=8080 -
  Dflyway.domain.placeholders.cmc-nlp-text-extraction-
services.server.port=8080 Dflyway.domain.placeholders.cmc-nlp-txn-log-
services.server.port=8080 -
  Dflyway.domain.placeholders.cmc-nlp-util-services.server.port=8080
  -Dflyway.domain.placeholders.cmc\u0002fc-ai-ml-services.server.port=8080
  -Dflyway.domain.placeholders.cmc-fc-ai-
ml\u0002services.postingPath=postingPath
  -Dflyway.domain.placeholders.cmc-fc-ai-
ml\u0002services.pollingEmail=pollingEmail
  -Dflyway.domain.placeholders.cmc-fc-ai-
ml\u0002services.emailServerPort=8080
  -Dflyway.domain.placeholders.cmc-fc-ai-
ml\u0002services.emailServerHost=localhost
  -Dflyway.domain.placeholders.cmc-fc-ai-
ml\u0002services.pollingFrequency=pollingFrequency
  -Dflyway.domain.placeholders.cmc-fc-ai-
ml\u0002services.pollerInitialDelay=pollerInitialDelay
  -Dflyway.domain.placeholders.cmc-fc-ai-
ml\u0002services.emailPassword=password
  -Dflyway.domain.placeholders.cmc-fc-ai-
ml\u0002services.pollingPath=pollingPath
  -Dflyway.domain.placeholders.USER.STORE=LDAP -
  Dflyway.domain.placeholders.LDAP.CORS.allowed.origin=10.184.152.110 -
  Dflyway.domain.placeholders.LDAP.credential.SALT=0.9412345671234567 -
  Dflyway.domain.placeholders.JWT.EXPIRY.seconds=360000000 -
  Dflyway.domain.placeholders.LDAP.url=ldap://whf00dqz:12345 -
  Dflyway.domain.placeholders.LDAP.userId=uid=admin -
  Dflyway.domain.placeholders.LDAP.server.base=dc=oracle,dc=com -
  Dflyway.domain.placeholders.LDAP.server.credential=zCPR3ELn8GaR/
E48u8vElQ== -
  Dflyway.domain.placeholders.LDAP.usersearch.base=ou=people -
  Dflyway.domain.placeholders.LDAP.user.prefix=uid -
Dflyway.domain.placeholders.LDAP.provider=LDAP
  - Dflyway.domain.placeholders.TOKEN.autoregenerate=false -
  Dflyway.domain.placeholders.SSO.enabled=false -
  Dflyway.domain.placeholders.TOKEN.regeneration.enabled=false
  -Dflyway.domain.placeholders.cmc\u0002batch-services.server.port=7003

```

2.2 Domain Server Parameterization

Use domain server parametrization for all the domain servers created in the server where the micro services are going to be deployed.

1. Go to the weblogic installation path (FMW installation path) in the Weblogic server where the plato, sms, common core, mid office core and OBCLPM services are installed.
2. Go to location : Middleware/Oracle_Home/user_projects/domains/plato_domain/bin
3. Modify the setDomainEnv.sh file and add the JAVA_OPTIONS parameter as explained below

```
JAVA_OPTIONS="${JAVA_OPTIONS} -DflywayTask=migrate -Dflyway.enabled=true -
  Dspring.flyway.enabled=false -Dplato.services.config.uri=http://
whf00ixg.in.example.com:7005 -
  Dplato.service.logging.path=/scratch/Oracle/Middleware/Oracle_Home/
user_projects/domains/
plato_domain/logs -Dplato.service.env=OSDC " export JAVA_OPTIONS
```

Index

E

Environment Variables - OBCLPM, [1-6](#)
Environment Variables - Plato, [1-1](#)

Environment Variables - SMS, [1-3](#)
Environment Variables – Common Core, [1-3](#)
Environment Variables – Mid Office Common
Core, [1-5](#)