

Oracle® Banking Corporate Lending Multi-Tenant Patch-set Deployment



Release 14.7.2.0.0

F91352-01

November 2023

The Oracle logo, consisting of a solid red square with the word "ORACLE" in white, uppercase, sans-serif font centered within it.

ORACLE®

F91352-01

Copyright © 2016, 2023, Oracle and/or its affiliates.

This software and related documentation are provided under a license agreement containing restrictions on use and disclosure and are protected by intellectual property laws. Except as expressly permitted in your license agreement or allowed by law, you may not use, copy, reproduce, translate, broadcast, modify, license, transmit, distribute, exhibit, perform, publish, or display any part, in any form, or by any means. Reverse engineering, disassembly, or decompilation of this software, unless required by law for interoperability, is prohibited.

The information contained herein is subject to change without notice and is not warranted to be error-free. If you find any errors, please report them to us in writing.

If this is software, software documentation, data (as defined in the Federal Acquisition Regulation), or related documentation that is delivered to the U.S. Government or anyone licensing it on behalf of the U.S. Government, then the following notice is applicable:

U.S. GOVERNMENT END USERS: Oracle programs (including any operating system, integrated software, any programs embedded, installed, or activated on delivered hardware, and modifications of such programs) and Oracle computer documentation or other Oracle data delivered to or accessed by U.S. Government end users are "commercial computer software," "commercial computer software documentation," or "limited rights data" pursuant to the applicable Federal Acquisition Regulation and agency-specific supplemental regulations. As such, the use, reproduction, duplication, release, display, disclosure, modification, preparation of derivative works, and/or adaptation of i) Oracle programs (including any operating system, integrated software, any programs embedded, installed, or activated on delivered hardware, and modifications of such programs), ii) Oracle computer documentation and/or iii) other Oracle data, is subject to the rights and limitations specified in the license contained in the applicable contract. The terms governing the U.S. Government's use of Oracle cloud services are defined by the applicable contract for such services. No other rights are granted to the U.S. Government.

This software or hardware is developed for general use in a variety of information management applications. It is not developed or intended for use in any inherently dangerous applications, including applications that may create a risk of personal injury. If you use this software or hardware in dangerous applications, then you shall be responsible to take all appropriate fail-safe, backup, redundancy, and other measures to ensure its safe use. Oracle Corporation and its affiliates disclaim any liability for any damages caused by use of this software or hardware in dangerous applications.

Oracle®, Java, MySQL and NetSuite are registered trademarks of Oracle and/or its affiliates. Other names may be trademarks of their respective owners.

Intel and Intel Inside are trademarks or registered trademarks of Intel Corporation. All SPARC trademarks are used under license and are trademarks or registered trademarks of SPARC International, Inc. AMD, Epyc, and the AMD logo are trademarks or registered trademarks of Advanced Micro Devices. UNIX is a registered trademark of The Open Group.

This software or hardware and documentation may provide access to or information about content, products, and services from third parties. Oracle Corporation and its affiliates are not responsible for and expressly disclaim all warranties of any kind with respect to third-party content, products, and services unless otherwise set forth in an applicable agreement between you and Oracle. Oracle Corporation and its affiliates will not be responsible for any loss, costs, or damages incurred due to your access to or use of third-party content, products, or services, except as set forth in an applicable agreement between you and Oracle.

Contents

Preface

Introduction	v
Audience	v
Conventions	v
List Of Topics	vi
Related Resources	vi

1 Overview of Applications in an Application Container

1.1 Managing Applications in an Application Container	1-1
1.2 Application Maintenance	1-1
1.2.1 Application Installation	1-2
1.2.2 Application Upgrade	1-2

2 Patch-set Application Steps

2.1 Purpose	2-1
2.2 Steps to be Followed	2-1
2.2.1 Start Application Upgrade	2-2
2.2.2 Compiling Incremental Units	2-2
2.2.3 Recompilation of invalids	2-2
2.2.4 End Application upgrade	2-3
2.2.5 Start Application upgrade	2-3
2.2.6 Application Root Objects Conversion for New Objects	2-3
2.2.7 Application Root Objects Conversion for Existing Objects	2-3
2.2.8 Recompilation of Invalids	2-4
2.2.9 End Application Upgrade	2-4
2.3 Synchronize application PDBs	2-4
2.3.1 Purpose	2-5
2.3.2 Steps to be Followed	2-5

3 Step by Step Execution

3.1	Pre-Requisites	3-1
3.2	Patch-set Application Step by Step with Screenshots	3-2

4 Annexure

Index

Preface

This topic contains the following sub-topics:

- [Introduction](#)
- [Audience](#)
- [Conventions](#)
- [List Of Topics](#)
- [Related Resources](#)

Introduction

This manual is designed to help you quickly get acquainted with the Oracle Multi Tenant Patchset deployment in Oracle Banking Corporate Lending.

Audience

This manual is intended for the following User/User Roles

Table 1 Audience

Role	Function
Implementation team	Implementation of Oracle Banking Corporate Lending Solution
Presales team	Install Oracle Banking Corporate Lending for demo purpose
Bank personnel	Who installs Oracle Banking Corporate Lending

This guide is intended for IT administrators, developers, WebLogic admin or ops-web team who are responsible for installing OFSS Banking Products. The user of this manual is expected to have basic understanding of Application servers like Oracle Weblogic and Oracle Database.

Conventions

The following text conventions are used in this document:

Table 2 Conventions and Meaning

Convention	Meaning
boldface	Boldface type indicates graphical user interface elements associated with an action, or terms defined in text or the glossary.

Table 2 (Cont.) Conventions and Meaning

Convention	Meaning
<i>italic</i>	Italic type indicates book titles, emphasis, or placeholder variables for which you supply particular values.
monospace	Monospace type indicates commands within a paragraph, URLs, code in examples, text that appears on the screen, or text that you enter.

List Of Topics

This guide is organized into the following topics.

Table 3 List of Topics

Topics	Description
Overview of Applications in an Application Container	This topic provides an overview of the Patchset Multitenant Architecture.
Patch-set Application Steps	This topic provides information on patchset deployment and installation steps
Step by Step Execution	This topic provides systematic instructions to patch-set application step by step with screenshots.
Annexure	This topic provides list of script for patchset

Related Resources

For more information, refer *Multi-Tenant Deployment User Manual*.

1

Overview of Applications in an Application Container

This topic contains following sub-topics:

- [Managing Applications in an Application Container](#)
In an application container, an application is the named, versioned set of application common objects stored in the application root. In this context, “application” means “application back-end.” Application common objects include user accounts, tables, PL/SQL packages, and so on. An application can be shared with the application PDBs that belong to the application root.
- [Application Maintenance](#)
Application maintenance refers to installing, uninstalling, upgrading, or patching an application.

1.1 Managing Applications in an Application Container

In an application container, an application is the named, versioned set of application common objects stored in the application root. In this context, “application” means “application back-end.” Application common objects include user accounts, tables, PL/SQL packages, and so on. An application can be shared with the application PDBs that belong to the application root.

On performing application changes, application PDBs can synchronize with the application in the application root. The application container also manages the versions of the application and the patches to the application:

- While installing an application, user must specify the application version number.
- While upgrading an application, user must specify the old application version number and the new application version number.

As the application evolves, the application container maintains all of the versions that are applied.

1.2 Application Maintenance

Application maintenance refers to installing, uninstalling, upgrading, or patching an application.

Perform application installation, upgrade, and patching operations using an ALTER PLUGGABLE DATABASE APPLICATION statement.

The basic steps for application maintenance are as follows:

1. Log in to the application root.
2. Begin the operation with an ALTER PLUGGABLE DATABASE APPLICATION ... BEGIN statement in the application root.
3. Execute the application maintenance statements.

4. End the operation with an ALTER PLUGGABLE DATABASE APPLICATION ...
END statement.

These statements can be issued in the same user session or in different user sessions.

- [Application Installation](#)
- [Application Upgrade](#)

1.2.1 Application Installation

An application installation is the initial creation of a master application definition. A typical installation creates user accounts, tables, and PL/SQL packages.

Refer *Multi-Tenant Deployment* document for more details on the application installation.

1.2.2 Application Upgrade

An application upgrade is a major change to an installed application.

Typically, an upgrade changes the physical architecture of the application. For example, an upgrade might add new tables, and packages, or alter the definitions of existing objects.

To upgrade the application, specify the following in the ALTER PLUGGABLE DATABASE APPLICATION statement:

- Name of the application
- Old application version number
- New application version number

During an application upgrade, the application remains available. To make this availability possible, Oracle Database clones the application root.

The following figure gives an overview of the application upgrade process.

Figure 1-1 Begin Upgrade

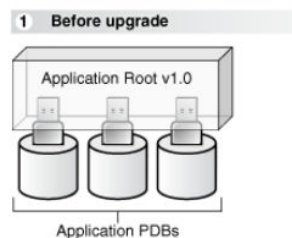
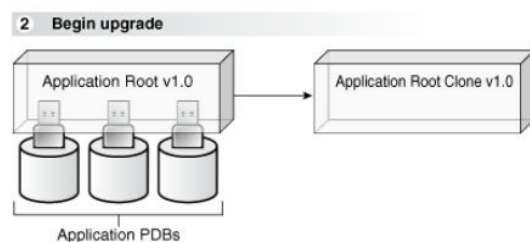
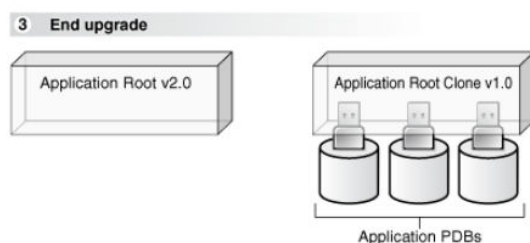
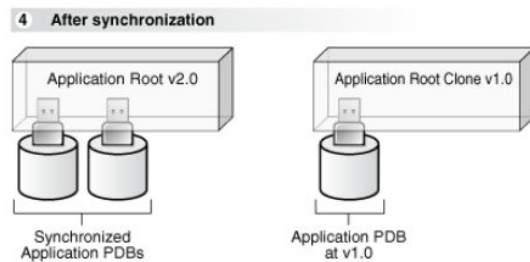


Figure 1-2 Begin Upgrade**Figure 1-3 End Upgrade****Figure 1-4 After synchronization**

When an application is upgraded, Oracle Database automatically clones the application root.

During the upgrade, application PDBs point to the clone and applications continue to run during the upgrade. Application PDBs can perform DML on metadata-linked tables and views and query data-linked tables.

After the upgrade, the application root clone remains and continues to support any application PDB that still uses the pre-upgrade version of the application in the clone.

Application PDBs that are synchronized are pointed to the upgraded application root. Application PDBs that are not synchronized might continue to use the clone.

2

Patch-set Application Steps

Multi entity application root/PDB based setup has to be available to perform 18c database application upgrade for applying the patch-set. Refer Multi-Tenant_Deployment.docx for the deployment and installation steps.

Patch-set can be applied by following below steps in sequential order, and detail of each steps explained as separate sections subsequently.

- Application Upgrade
- Synchronize application PDBs

Patch-set Deployment Pre-requisites:

Download the required patch-set zip file and unzip it in a local path.

Verify whether the property files (fcubs.properties and env.properties) have the application root schema details where the application is available, if not update the approot schema details through installer (Refer Property_File_Creation document for more details) and re-generate the files.

Make sure to set the flag PATCHSET_INSTALLATION to 'Y'.

- [Purpose](#)
- [Steps to be Followed](#)
- [Synchronize application PDBs](#)

2.1 Purpose

Synchronizing an application updates the application in the application PDB to the latest version in the application root. When an application is upgraded in an application root, an application PDB that belongs to the application root is not changed until it is synchronized.

Application PDBs synchronize with an application by running an ALTER PLUGGABLE DATABASE statement with the SYNC clause.

2.2 Steps to be Followed

Below steps to be followed to initiate application upgrade:

- [Start Application Upgrade](#)
- [Compiling Incremental Units](#)
- [Recompilation of invalids](#)
- [End Application upgrade](#)
- [Start Application upgrade](#)
- [Application Root Objects Conversion for New Objects](#)
- [Application Root Objects Conversion for Existing Objects](#)

- [Recompilation of Invalids](#)
- [End Application Upgrade](#)

2.2.1 Start Application Upgrade

An ALTER PLUGGABLE DATABASE APPLICATION statement has to be issued to upgrade an application in the application root.

Each upgrade must be associated with an application name, starting version number, and ending version number.

- The common user must have the DBA privilege, and the privilege must be commonly granted in the application root.
- The application root must be in open read/write.
- Run the below script for initiating an application upgrade. This will initiate the application from current version to the next version (patch-set version).

[01_Start_Upgrade.sql](#)

Input sample for the script:

Table 2-1 Input sample for the script:

Spool Path	<< Any local path>>
Application next version	14.4.0.0.0

2.2.2 Compiling Incremental Units

Patch-set objects have to be loaded using bat file [E.g.: SMSDBCompileRun.bat, TFDBCompileRun.bat] by silent installer for respective product processor.

Compile the incremental SMS units using /INSTALLER/SOFT/SMSDBCompileRun.sh for UNIX installations or /INSTALLER/SOFT/SMSDBCompileRun.bat for Windows installations.

Compile the incremental OBCL units using /INSTALLER/SOFT/TFDBCompileRun.sh for UNIX installations or /INSTALLER/SOFT/TFDBCompileRun.bat for Windows installations.

2.2.3 Recompilation of invalids

As the sharing property of most of the objects are modified other than NONE, recompilation of objects is not allowed outside an application.

Recompilation of objects will be initiated inside the application upgrade for sanity with zero invalids with the below script:

[03_Invalids_Recompilation_Inside_Upgrade.sql](#)

2.2.4 End Application upgrade

Application upgrade can be performed in the application root only and end of the upgrade is performed with an ALTER PLUGGABLE DATABASE APPLICATION END UPGRADE statement.

Run the below script for ending an application upgrade for patch-set.

[04_End_Upgrade.sql](#)

And run the invalid script by connecting to the common user in approot outside the upgrade.

[04_Invalids_Recompilation_Outside_Upgrade.sql](#)

2.2.5 Start Application upgrade

Run the below script for initiating another application upgrade for object conversion. This will initiate the application from current version to the next version (patch-set version).

[05_Start_Upgrade.sql](#)

Input sample for the script:

Table 2-2 Input sample for the script:

Spool Path	<< Any local path>>
Application next version	14.4.0.0.0

2.2.6 Application Root Objects Conversion for New Objects

As part of patch-set when there are new tables added which has to be converted as DL or when there is a new function id which is identified to be an approot function is provided, otherwise no conversion will happen as part of this step

Below script takes care of converting the new DL objects during patch-set based on the deployment model of the application during installation.

[06_New_Object_Conversion.sql](#)

Input sample for the script:

Table 2-3 Input sample for the script

Spool Path	<< Any local path>>
Application next version	14.4.0.0.0

2.2.7 Application Root Objects Conversion for Existing Objects

Various Sharing types of objects during installation:

- A static table will hold the information of selected table sharing as Data link. Other tables will be treated as Meta Data Link

- Sharing of object types such as INDEX, LOB, TABLE PARTITION, SEQUENCE, and DYNAMIC PACKAGES will remain as NONE.
- All other object types such as Packages, Procedures, Functions, and Synonyms would be converted as Meta Data Link sharing.

Sharing during upgrade:

Sharing of existing database objects will remain the same.

Below script takes care of converting the modified MDL objects when there is a re-creation [objects with Create or Replace command during creation] happens during patch-set.

[07_Object_Conversion.sql](#)

Input sample for the script:

Spool Path	<< Any local path>>
Application next version	14.4.0.0.0

When there are new tables introduced as part of patch-set which has to be converted into DL will be done separately. The recommendation for the same will be provided as part of patch-set instructions for this case.

2.2.8 Recompilation of Invalids

As the sharing property of most of the objects are modified other than NONE, recompilation of objects is not allowed outside an application.

Recompilation of objects will be initiated inside the application upgrade for sanity with zero invalids with the below script:

[08_Invalids_Recompilation_Inside_Upgrade](#)

2.2.9 End Application Upgrade

Application upgrade can be performed in the application root only and end of the upgrade is performed with an ALTER PLUGGABLE DATABASE APPLICATION END UPGRADE statement.

Run the below script for ending an application upgrade for patch-set.

[09_End_Upgrade.sql](#)

And run the invalid script by connecting to the common user in approot outside the upgrade.

[09_Invalids_Recompilation_Outside_Upgrade.sql](#)

2.3 Synchronize application PDBs

This topic contains following sub-topics:

- [Purpose](#)
- [Steps to be Followed](#)

2.3.1 Purpose

Synchronizing an application updates the application in the application PDB to the latest version in the application root. When an application is upgraded in an application root, an application PDB that belongs to the application root is not changed until it is synchronized.

Application PDBs synchronize with an application by running an ALTER PLUGGABLE DATABASE statement with the SYNC clause.

2.3.2 Steps to be Followed

Prerequisites

- The current user must have ALTER PLUGGABLE DATABASE system privilege.
- Ensure that the current container is the application PDB.
- Run an ALTER PLUGGABLE DATABASE APPLICATION statement with the SYNC clause.
- Run the below script to synchronize the PDBs with the latest application changes in the application root.

[10_PDB_Sync.sql](#)

3

Step by Step Execution

This topic contains following sub-topics:

- [Pre-Requisites](#)
This topic provides systematic instructions for pre-requisites.
- [Patch-set Application Step by Step with Screenshots](#)
This topic provides systematic instructions to patch-set application step by step with screenshots.

3.1 Pre-Requisites

This topic provides systematic instructions for pre-requisites.

1. Before applying the patch-set, we have to make sure the release is updates with the base version of the patch-set.

For Example, If the first patch-set of 14.2 is yet to applied, the release has to be updated as '14.2.0.0.0'. It can be verified with the below queries.
`select param_name, param_val from CSTB_PARAM WHERE PARAM_NAME = 'RELEASE';`
`select module_group_id, release from SMTB_MODULES_GROUP;`

2. Another significant parameter is the values of application name and deployment type in CSTB_PARAM.

This value will be updated from the installer during Aproot Object Conversion utility as part of deployment.
`select param_name, param_val from cstb_param where PARAM_NAME in ('MULTI_TENANT_APP_NAME', 'MULTI_TENANT_DEPLOYMENT_MODEL');`

The Application name of multi-tenant deployment will be stored in CSTB_PARAM as

Table 3-1 Parm name and Parm Val

Param_Name	Param_Val
MULTI_TENANT_APP_NAME	OBCL

The type of object conversion will be stored in CSTB_PARAM as

Table 3-2 Parm name and Parm Val

Param_Name	Param_Val
MULTI_TENANT_DEPLOYMENT_MODEL	SA (or) SAUA (or) SASDD (or) SASDC

- SA - Shared Application
- SAUA - Shared Application User Authentication
- SASDD - Shared Application Shared Data - Default
- SASDC - Shared Application Shared Data – Custom

3.2 Patch-set Application Step by Step with Screenshots

This topic provides systematic instructions to patch-set application step by step with screenshots.

1. Start Application upgrade

- a. Login into the Aproot Schema as Common user.
- b. Run `01_Start_Upgrade.sql` for initiating the application upgrade.
- c. User input has to be inputted for the below:

Table 3-3 Input sample for the script

Input Type	User Input
Pool Path	<< Any local path>>
Application next version	14.4.0.0.0

- d. Script will be executed as in the screen shot below and keep the SQL Plus session open for upcoming steps.

Execution Screenshot:

Figure 3-1 Start Application Upgrade

```

C:\app\client\primalac\product\18.0.0\client_1\bin\sqlplus.exe
SQL> SPOOL ON
SQL> SET SQLBLANKLINES ON
SQL> SET SERVEROUTPUT ON
SQL> SET ERRORLOGGING ON
SQL> SET ECHO ON
SQL> prompt Welcome to Application PDB Configuration
Welcome to Application PDB Configuration
SQL> SPOOL "&SPOOL_PATH"
Enter value for spool_path: D:\FCUBS_14_3\Upgrade_Patchset_Approach\Documents\Review\Attachment\WAVILS\01Spool.txt
SQL>
SQL> DECLARE
2     l_app_name          VARCHAR2(128);
3     l_app_currver      VARCHAR2(30);
4     l_sql              VARCHAR2(256);
5 BEGIN
6
7     BEGIN
8         SELECT app_name
9             INTO l_app_name
10            FROM dba_applications
11             WHERE app_implicit <> 'Y'
12             AND app_name = (SELECT param_val FROM cstb_param WHERE Param_name = 'MULTI_TENANT_APP_NAME');
13     EXCEPTION
14         WHEN NO_DATA_FOUND THEN
15             dbms_output.put_line('Error Nodata-->||SQLERRM);
16         WHEN OTHERS THEN
17             dbms_output.put_line('Error others-->||SQLERRM);
18     END;
19     SELECT MAX(app_version)
20         INTO l_app_currver
21         FROM dba_app_versions
22         WHERE app_name = l_app_name;
23
24     l_sql := 'ALTER PLUGGABLE DATABASE APPLICATION ' || l_app_name || ' BEGIN UPGRADE ''' || l_app_currver || ''' TO ''' || '&APPLICATION_NEXTVER' || '''';
25     dbms_output.put_line('l_sql: ' || l_sql);
26     EXECUTE IMMEDIATE l_sql;
27
28     l_sql := 'ALTER SYSTEM SET DEFAULT_SHARING = NONE';
29     dbms_output.put_line('l_sql: ' || l_sql);
30     EXECUTE IMMEDIATE l_sql;
31
32 EXCEPTION
33     WHEN OTHERS THEN

```


Figure 3-2 Start Application Upgrade

```

14      WHEN NO_DATA_FOUND THEN
15          dbms_output.put_line('Error Nodata-->'||SQLERRM);
16      WHEN OTHERS THEN
17          dbms_output.put_line('Error others-->'||SQLERRM);
18      END;
19      SELECT MAX(app_version)
20      INTO l_app_currver
21      FROM dba_app_versions
22      WHERE app_name = l_app_name;
23
24      l_sql := 'ALTER PLUGGABLE DATABASE APPLICATION ' || l_app_name || ' BEGIN UPGRADE ''' || l_app_currver || ''' TO ''' || '&P_APPLICATION_NEXTVER' || '''';
25      dbms_output.put_line('l_sql: ' || l_sql);
26      EXECUTE IMMEDIATE l_sql;
27
28      l_sql := 'ALTER SYSTEM SET DEFAULT_SHARING = NONE';
29      dbms_output.put_line('l_sql: ' || l_sql);
30      EXECUTE IMMEDIATE l_sql;
31
32  EXCEPTION
33      WHEN OTHERS THEN
34          dbms_output.put_line('Error -->'||SQLERRM);
35  END;
36  /

Enter value for p_application_nextver: 14.2.0.0.2
14 24:   l_sql := 'ALTER PLUGGABLE DATABASE APPLICATION ' || l_app_name || ' BEGIN UPGRADE ''' || l_app_currver || ''' TO ''' || '&P_APPLICATION_NEXTVER' || '''';
15 24:   l_sql := 'ALTER PLUGGABLE DATABASE APPLICATION ' || l_app_name || ' BEGIN UPGRADE ''' || l_app_currver || ''' TO ''' || '14.2.0.0.2' || '''';
16 24:   l_sql := 'ALTER PLUGGABLE DATABASE APPLICATION FCUBS BEGIN UPGRADE '14.2.0.0.1' TO '14.2.0.0.2'
17
18
19
20
21
22
23
24
25
26
27
28
29
30
31
32
33
34
35
36
37
38
39
40
41
42
43
44
45
46
47
48
49
50
51
52
53
54
55
56
57
58
59
60
61
62
63
64
65
66
67
68
69
70
71
72
73
74
75
76
77
78
79
80
81
82
83
84
85
86
87
88
89
90
91
92
93
94
95
96
97
98
99
100
101
102
103
104
105
106
107
108
109
110
111
112
113
114
115
116
117
118
119
120
121
122
123
124
125
126
127
128
129
130
131
132
133
134
135
136
137
138
139
140
141
142
143
144
145
146
147
148
149
150
151
152
153
154
155
156
157
158
159
160
161
162
163
164
165
166
167
168
169
170
171
172
173
174
175
176
177
178
179
180
181
182
183
184
185
186
187
188
189
190
191
192
193
194
195
196
197
198
199
200
201
202
203
204
205
206
207
208
209
210
211
212
213
214
215
216
217
218
219
220
221
222
223
224
225
226
227
228
229
230
231
232
233
234
235
236
237
238
239
240
241
242
243
244
245
246
247
248
249
250
251
252
253
254
255
256
257
258
259
260
261
262
263
264
265
266
267
268
269
270
271
272
273
274
275
276
277
278
279
280
281
282
283
284
285
286
287
288
289
290
291
292
293
294
295
296
297
298
299
300
301
302
303
304
305
306
307
308
309
310
311
312
313
314
315
316
317
318
319
320
321
322
323
324
325
326
327
328
329
330
331
332
333
334
335
336
337
338
339
340
341
342
343
344
345
346
347
348
349
350
351
352
353
354
355
356
357
358
359
360
361
362
363
364
365
366
367
368
369
370
371
372
373
374
375
376
377
378
379
380
381
382
383
384
385
386
387
388
389
390
391
392
393
394
395
396
397
398
399
400
401
402
403
404
405
406
407
408
409
410
411
412
413
414
415
416
417
418
419
420
421
422
423
424
425
426
427
428
429
430
431
432
433
434
435
436
437
438
439
440
441
442
443
444
445
446
447
448
449
450
451
452
453
454
455
456
457
458
459
460
461
462
463
464
465
466
467
468
469
470
471
472
473
474
475
476
477
478
479
480
481
482
483
484
485
486
487
488
489
490
491
492
493
494
495
496
497
498
499
500
501
502
503
504
505
506
507
508
509
510
511
512
513
514
515
516
517
518
519
520
521
522
523
524
525
526
527
528
529
530
531
532
533
534
535
536
537
538
539
540
541
542
543
544
545
546
547
548
549
550
551
552
553
554
555
556
557
558
559
560
561
562
563
564
565
566
567
568
569
570
571
572
573
574
575
576
577
578
579
580
581
582
583
584
585
586
587
588
589
590
591
592
593
594
595
596
597
598
599
600
601
602
603
604
605
606
607
608
609
610
611
612
613
614
615
616
617
618
619
620
621
622
623
624
625
626
627
628
629
630
631
632
633
634
635
636
637
638
639
640
641
642
643
644
645
646
647
648
649
650
651
652
653
654
655
656
657
658
659
660
661
662
663
664
665
666
667
668
669
670
671
672
673
674
675
676
677
678
679
680
681
682
683
684
685
686
687
688
689
690
691
692
693
694
695
696
697
698
699
700
701
702
703
704
705
706
707
708
709
710
711
712
713
714
715
716
717
718
719
720
721
722
723
724
725
726
727
728
729
730
731
732
733
734
735
736
737
738
739
740
741
742
743
744
745
746
747
748
749
750
751
752
753
754
755
756
757
758
759
760
761
762
763
764
765
766
767
768
769
770
771
772
773
774
775
776
777
778
779
780
781
782
783
784
785
786
787
788
789
790
791
792
793
794
795
796
797
798
799
800
801
802
803
804
805
806
807
808
809
810
811
812
813
814
815
816
817
818
819
820
821
822
823
824
825
826
827
828
829
830
831
832
833
834
835
836
837
838
839
840
841
842
843
844
845
846
847
848
849
850
851
852
853
854
855
856
857
858
859
860
861
862
863
864
865
866
867
868
869
870
871
872
873
874
875
876
877
878
879
880
881
882
883
884
885
886
887
888
889
890
891
892
893
894
895
896
897
898
899
900
901
902
903
904
905
906
907
908
909
910
911
912
913
914
915
916
917
918
919
920
921
922
923
924
925
926
927
928
929
930
931
932
933
934
935
936
937
938
939
940
941
942
943
944
945
946
947
948
949
950
951
952
953
954
955
956
957
958
959
960
961
962
963
964
965
966
967
968
969
970
971
972
973
974
975
976
977
978
979
980
981
982
983
984
985
986
987
988
989
990
991
992
993
994
995
996
997
998
999
1000

```

2. Compiling Incremental Units

- a. Make sure that the fcubs.properties and env.properties are updated with aproot schema details.
- b. Run the <Product Processor>DBCompileRun.bat from <Patchset>\INSTALLER\SOFT directory. DDL Compilation, Object Compilation and Static Data load will be done.

For Example: OBCL INSTALLATION

First load SMS objects first and then OBCL objects. i.e. Run SMSDBCompileRun.bat and after SMS object loading is completed, then initiate OBCL compilation Run TFDBCompileRun.bat

3. Recompile of invalids

- a. Login into the Aproot Schema as Common user
- b. Run 03_Invalids_Recompilation.sql **for recompiling the invalids during application upgrade.**
- c. No user input is required for this step.
- d. Script will be executed as in the screen shot below and keep the SQL Plus session open for upcoming steps.

Execution Screenshot:

Figure 3-3 Recomp

```

C:\app\client\gribalac\product\18.0.0\client_1\bin\sqlplus.exe
SQL> prompt Welcome to Application Upgrade Invalids Recompilation
Welcome to Application Upgrade Invalids Recompilation
SQL> SPOOL "E:\SPOOL_PATH"
Enter value for spool_path: D:\FCUBS_14.3\Upgrade_Patchset_Approach\Documents\Review\Attachment\AVAILS\055pool.txt
SQL>
SQL> DECLARE
2   inval_cnt NUMBER := 0;
3   BEGIN
4     WHILE inval_cnt < 3 LOOP
5       --SCRIPT
6       FOR J IN (select 'alter ' || object_type || ' ' || object_name || ' compile' invalidobject
7                 FROM user_objects
8                 WHERE status = 'INVALID'
9                 AND object_type IN ('VIEW','SYNONYM','PROCEDURE','FUNCTION','PACKAGE','TRIGGER')
10                )
11       LOOP
12         DBMS_OUTPUT.PUT_LINE(chr(10));
13         EXECUTE IMMEDIATE J.invalidobject;
14       END LOOP;
15       inval_cnt := inval_cnt + 1;
16     END LOOP;
17 END;
18 /

PL/SQL procedure successfully completed.
SQL>
SQL> DECLARE

```

Figure 3-4 Recomp

```

C:\app\client\gribalac\product\18.0.0\client_1\bin\sqlplus.exe

PL/SQL procedure successfully completed.
SQL> select count(*) From user_objects Where status = 'INVALID';

COUNT(*)
-----
0
1 row selected.

SQL>
SQL> SET ERRORLOGGING OFF
SQL> SPOOL OFF
SQL>
SQL>
SQL>
SQL> _

```

4. End Application upgrade

- a. Login into the Aapproot Schema as Common user.
- b. Run 06_End_Upgrade.sql for recompiling the invalids during application upgrade.
- c. No user input is required for this step.
- d. Script will be executed as in the screen shot below.

Execution Screenshot:

Figure 3-5 End Application Upgrade

```

C:\app\client\pribala\product\18.0.0\client_1\bin\sqlplus.exe
SQL> prompt Welcome to Application PDB Configuration
Welcome to Application PDB Configuration
SQL> SPOOL 'spool_path'
Enter value for spool_path: D:\FCUBS_14.3\Upgrade_Patchset_Approach\Documents\Review\Attachment\AVATLS\065pool.txt
SQL>
SQL> DECLARE
2   l_app_name  VARCHAR2(128);
3   l_sql       VARCHAR2(256);
4 BEGIN
5   BEGIN
6     SELECT app_name
7     INTO l_app_name
8     FROM dba_applications
9     WHERE app_implicit <> 'Y'
10    AND app_name = (SELECT param_val FROM cstab_param WHERE param_name = 'MULTI_TENANT_APP_NAME');
11  EXCEPTION
12  WHEN NO_DATA_FOUND THEN
13    dbms_output.put_line('Error1 Nodata-->'||SQLERRM);
14  WHEN OTHERS THEN
15    dbms_output.put_line('Error1 others-->'||SQLERRM);
16  END;
17  l_sql := 'ALTER PLUGGABLE DATABASE APPLICATION ' || l_app_name || ' END UPGRADE ';
18  dbms_output.put_line('l_sql: ' || l_sql);
19  EXECUTE IMMEDIATE l_sql;
20
21
22 EXCEPTION
23 WHEN OTHERS THEN
24   dbms_output.put_line('Error -->'||SQLERRM);
25 END;
26 /
l_sql: ALTER PLUGGABLE DATABASE APPLICATION FCUBS END UPGRADE
PL/SQL procedure successfully completed.
SQL>
SQL> SET ERRORLOGGING OFF
SQL> SPOOL OFF
SQL>

```

5. **Start Application upgrade**

- a. Login into the Approot Schema as Common user.
- b. Run `05_Start_Upgrade.sql` for initiating the application upgrade.
- c. User input has to be inputted for the below:

Table 3-4 Input sample for the script

Input Type	User Input
Spool Path	<< Any local path>>
Application next version	14.4.0.0.0

- d. Script will be executed similar to step 1 above and keep the SQL Plus session open for upcoming steps.

6. **Application Root objects conversion for new objects**

- a. Login into the Approot Schema as Common user.
- b. Run `06_New_Object_Conversion.sql` for converting new approot objects added during patch-set as DL
- c. User input has to be inputted for the below:

Table 3-5 Input sample for the script

Input Type	User Input
Spool Path	<< Any local path>>
Application next version	HUBUSER (common user name)

Execution Screenshot:

Figure 3-6 Application Root objects conversion for new objects

```

C:\app\client\gribalac\product\18.0.0\client_1\bin\sqlplus.exe
SQL> prompt Welcome to Application PDB Configuration
Welcome to Application PDB Configuration
SQL> SPOOL "E:\SPool_PATH"
Enter value for spool_path: D:\FCUBS_14.3\Upgrade_Patchset_Approach\Documents\Review\Attachment\AVAILS\02spool.txt
SQL>
SQL> DECLARE
  2     l_count NUMBER;
  3     l_app_deployment VARCHAR2(30);
  4 BEGIN
  5     SELECT count(*)
  6     INTO l_count
  7     FROM user_objects
  8     WHERE sharing = 'NONE' --to get the new set of DL approot objects if any
  9     AND object_name IN (SELECT DISTINCT a.object_name
10                        FROM cstm_approot_objects a
11                        WHERE sharing = 'DL'
12                        AND UPPER(object_type) = 'TABLE'
13                        AND EXISTS (SELECT 1
14                                  FROM user_objects b
15                                  WHERE b.object_name = a.object_name)
16                        AND EXISTS (SELECT 1
17                                  FROM cstm_approot_functions_menu c
18                                  WHERE c.function_id = a.function_id
19                                  AND c.modifiable IN ('Y', 'S')));
20     dbms_output.put_line('l_count: ' || l_count);
21     IF l_count > 0 THEN
22         dbms_output.put_line('New DL objects are available');
23         SELECT param_val
24         INTO l_app_deployment
25         FROM cstb_param
26         WHERE param_name = 'MULTI_TENANT_DEPLOYMENT_MODEL';
27         dbms_output.put_line('l_app_deployment: ' || l_app_deployment);
28     ELSE
29         IF l_app_deployment IS NOT NULL AND l_app_deployment = 'SAUA' THEN
30             UPDATE smtb_menu menu
31             SET menu.approot_flg = 'Y'
32             WHERE menu.function_id IN
33             (SELECT function_id
34              FROM cstm_approot_functions_menu
35              WHERE modifiable = 'S'
36              UNION
37              SELECT summary_fn_id
38               FROM cstm_approot_functions_menu
39               WHERE modifiable = 'S'
40               AND summary_fn_id IS NOT NULL) --SMS function id 'S'

```

Figure 3-7 Application Root objects conversion for new objects

```

ction_id
AND c.modifiable IN ('Y', 'S'))
90     )
91     )
92     LOOP
93         DBMS_OUTPUT.PUT_LINE(chr(10));
94         EXECUTE IMMEDIATE l_sqlobject;
95         DBMS_OUTPUT.PUT_LINE(1.sqlobject);
96     END LOOP;
97     EXCEPTION
98     WHEN OTHERS THEN
99         DBMS_OUTPUT.PUT_LINE('Error --->'||SQLERRM);
100     END;
101     ELSE
102         dbms_output.put_line('No new DL objects available');
103     END IF;
104     EXCEPTION
105     WHEN OTHERS THEN
106         dbms_output.put_line('Error --->'||SQLERRM);
107     END;
108 /
Enter value for p_approot_user: HUBUSER
old 77:      FOR I IN (SELECT 'BEGIN ' || chr(10) || 'DBMS_PDB.SET_DATA_LINKED('&P_APPROOT_USER'' ||
new 77:      FOR I IN (SELECT 'BEGIN ' || chr(10) || 'DBMS_PDB.SET_DATA_LINKED('HUBUSER'' ||
l_count: 1
New DL objects are available
l_app_deployment: SASAU

BEGIN
DBMS_PDB.SET_DATA_LINKED('HUBUSER', 'CSTM_CHECK2', 1);
EXCEPTION
WHEN OTHERS then
DBMS_OUTPUT.PUT_LINE('ERROR ->' || SQLERRM);
END;

PL/SQL procedure successfully completed.

SQL>
SQL> SET ERRORLOGGING OFF
SQL> SPOOL OFF
SQL>

```

7. Application Root objects conversion for existing objects

- a. Login into the Aproot Schema as Common user.
- b. Run 07_Object_Conversion.sql for initiating the application upgrade.
- c. User input has to be inputted for the below:

Table 3-6 Input sample for the script

Input Type	User Input
Spool Path	<< Any local path >>
Application next version	HUBUSER (common user name)

Execution Screenshot:

Figure 3-8 Application Root objects conversion for existing objects

```

C:\app\client\primalac\product\18.0.0\client_1\bin\sqlplus.exe
SQL> SET SERVEROUTPUT ON
SQL> SET ERRORLOGGING ON
SQL> SET ECHO ON
SQL> prompt Welcome to Upgrade object conversion
Welcome to Upgrade object conversion
SQL> SPOOL &SPOOL_PATH
Enter value for spool_path: D:\FCUBS_14.3\Upgrade_Patchset_Approach\Documents\Review\Attachment\VAVALS\04Spool.txt
SQL>
SQL> DECLARE
2   l_app_name          VARCHAR2(128);
3
4   BEGIN
5       BEGIN
6           SELECT app_name
7             INTO l_app_name
8             FROM dba_applications
9             WHERE app_implicit <> 'Y'
10            AND app_name = (SELECT param_val FROM cstb_param WHERE Param_name = 'MULTI_TENANT_APP_NAME');
11       EXCEPTION
12         WHEN NO_DATA_FOUND THEN
13           dbms_output.put_line('Error! Nodata-->'||SQLERRM);
14         WHEN OTHERS THEN
15           dbms_output.put_line('Error! others-->'||SQLERRM);
16       END;
17       FOR I IN (SELECT 'BEGIN ' || chr(10) ||
18                 'DBMS_PDB.SET_METADATA_LINKED('&p_aproot_user' || ',' || chr(10) ||
19                 'Object Name || ',' || Namespace || ');' || chr(10) ||
20                 'EXCEPTION ' || chr(10) || 'WHEN OTHERS then ' || chr(10) ||
21                 'DBMS_OUTPUT.PUT_LINE(''ERROR ->' || SQLERRM);' ||
22                 chr(10) || 'END;' sqlobject
23                 FROM user_objects
24                 WHERE sharing = 'NONE'
25                 AND object_type NOT IN ('INDEX', 'LOB', 'TABLE PARTITION', 'SEQUENCE')
26                 AND (object_name NOT LIKE '%%' )
27                 AND (created_appid = (select app_id from dba_applications where app_name = l_app_name) OR
28                    modified_appid = (select app_id from dba_applications where app_name = l_app_name)) ) LOOP
29         DBMS_OUTPUT.PUT_LINE(chr(10));
30         EXECUTE IMMEDIATE I.sqlobject;
31       END LOOP;
32     EXCEPTION
33     WHEN OTHERS THEN
34       DBMS_OUTPUT.PUT_LINE('Error --->'||SQLERRM);
35   END;
36 /
  
```

Figure 3-9 Application Root objects conversion for existing objects

```

C:\app\client\primalac\product\18.0.0\client_1\bin\sqlplus.exe
5   SELECT app_name
6     INTO l_app_name
7     FROM dba_applications
8     WHERE app_implicit <> 'Y'
9     AND app_name = (SELECT param_val FROM cstb_param WHERE Param_name = 'MULTI_TENANT_APP_NAME');
10  EXCEPTION
11    WHEN NO_DATA_FOUND THEN
12      dbms_output.put_line('Error! Nodata-->'||SQLERRM);
13    WHEN OTHERS THEN
14      dbms_output.put_line('Error! others-->'||SQLERRM);
15  END;
16
17  FOR I IN (SELECT 'BEGIN ' || chr(10) ||
18            'DBMS_PDB.SET_METADATA_LINKED('&p_aproot_user' || ',' || chr(10) ||
19            'Object Name || ',' || Namespace || ');' || chr(10) ||
20            'EXCEPTION ' || chr(10) || 'WHEN OTHERS then ' || chr(10) ||
21            'DBMS_OUTPUT.PUT_LINE(''ERROR ->' || SQLERRM);' ||
22            chr(10) || 'END;' sqlobject
23            FROM user_objects
24            WHERE sharing = 'NONE'
25            AND object_type NOT IN ('INDEX', 'LOB', 'TABLE PARTITION', 'SEQUENCE')
26            AND (object_name NOT LIKE '%%' )
27            AND (created_appid = (select app_id from dba_applications where app_name = l_app_name) OR
28               modified_appid = (select app_id from dba_applications where app_name = l_app_name)) ) LOOP
29    DBMS_OUTPUT.PUT_LINE(chr(10));
30    EXECUTE IMMEDIATE I.sqlobject;
31  END LOOP;
32  EXCEPTION
33  WHEN OTHERS THEN
34    DBMS_OUTPUT.PUT_LINE('Error --->'||SQLERRM);
35  END;
36 /
Enter value for p_aproot_user: HUBUSER
old 18:          'DBMS_PDB.SET_METADATA_LINKED('&p_aproot_user' || ',' || chr(10) ||
new 18:          'DBMS_PDB.SET_METADATA_LINKED(''HUBUSER' || ',' || chr(10) ||

PL/SQL procedure successfully completed.
SQL>
SQL> SET ERRORLOGGING OFF
SQL> SPOOL OFF
SQL>
  
```

8. **Recompilation of invalids**

- a. Login into the Aproot Schema as Common user.
- b. Run 08_Invalids_Recompilation.sql for recompiling the invalids during application upgrade.
- c. No user input is required for this step.
- d. Script will be executed as in the screen shot below and keep the SQL Plus session open for upcoming steps.

Execution Screenshot:

Figure 3-10 Recompilation of Invalids

```

C:\app\client\prdbalac\product\18.0.0\client_1\bin\sqlplus.exe
SQL> prompt Welcome to Application Upgrade Invalids Recompilation
Welcome to Application Upgrade Invalids Recompilation
SQL> spool &spool_path
Enter value for spool_path: D:\FCUBS_14.3\Upgrade_Patchset_Approach\Documents\Review\Attachment\AVAILS\055pool.txt
SQL>
SQL> DECLARE
  2   inval_cnt NUMBER := 0;
  3 BEGIN
  4   WHILE inval_cnt < 3 LOOP
  5     --SCRIPT
  6     FOR J IN (select 'alter ' || object_type || ' ' || object_name || ' compile' invalidobject1
  7              FROM user_objects
  8              WHERE status = 'INVALID'
  9              AND object_type IN ('VIEW', 'SYNONYM', 'PROCEDURE', 'FUNCTION', 'PACKAGE', 'TRIGGER')
 10             )
 11     LOOP
 12       DBMS_OUTPUT.PUT_LINE(chr(10));
 13       EXECUTE IMMEDIATE J.invalidobject1;
 14     END LOOP;
 15     inval_cnt := inval_cnt + 1;
 16   END LOOP;
 17 END;
 18 /

PL/SQL procedure successfully completed.
SQL>
SQL> DECLARE

```

Figure 3-11 Recompilation of Invalids

```

C:\app\client\prdbalac\product\18.0.0\client_1\bin\sqlplus.exe

PL/SQL procedure successfully completed.
SQL> select count(*) From user_objects where status = 'INVALID';

  COUNT(*)
  -----
         0

1 row selected.

SQL>
SQL> SET ERRORLOGGING OFF
SQL> SPOOL OFF
SQL>
SQL>
SQL>
SQL>

```

9. End Application upgrade

- a. Login into the Apropoot Schema as Common user.
- b. Run `06_End_Upgrade.sql` for recompiling the invalids during application upgrade.
- c. No user input is required for this step.
- d. Script will be executed as that of step 4.

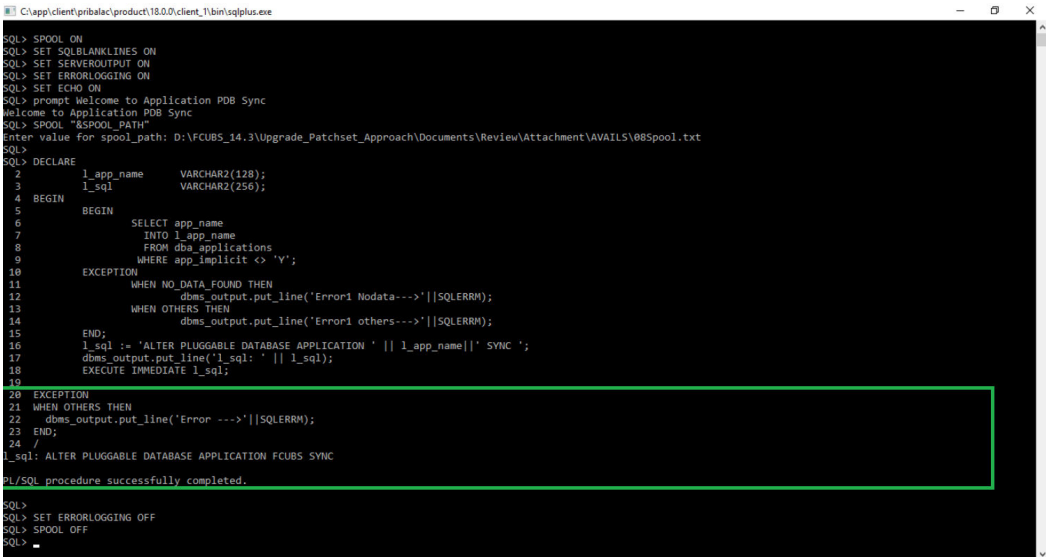
10. Synchronize application PDBs

- a. Login into the PDB Schema as Common user. For each PDB, this steps has to be done individually.
- b. Run `07_PDB_Sync.sql` for synching the application upgrade with PDBs.
- c. No user input is required for this step.

- d. Script will be executed as in the screen shot below.

Execution Screenshot:

Figure 3-12 synch



```
C:\app\client\primalac\product\18.0.0\client_1\bin\sqlplus.exe
SQL> SPOOL ON
SQL> SET SQLBLANKLINES ON
SQL> SET SERVEROUTPUT ON
SQL> SET ERRORLOGGING ON
SQL> SET ECHO ON
SQL> prompt Welcome to Application PDB Sync
Welcome to Application PDB Sync
SQL> SPOOL "&SPOOL_PATH"
Enter value for spool_path: D:\FCUBS_14.3\Upgrade_Patchset_Approach\Documents\Review\Attachment\AVAILS\08spool.txt
SQL>
SQL> DECLARE
2   l_app_name  VARCHAR2(128);
3   l_sql       VARCHAR2(256);
4 BEGIN
5   BEGIN
6     SELECT app_name
7     INTO l_app_name
8     FROM dba_applications
9     WHERE app_implicit <> 'Y';
10  EXCEPTION
11  WHEN NO_DATA_FOUND THEN
12    dbms_output.put_line('Error1 Nodata-->'||SQLERRM);
13  WHEN OTHERS THEN
14    dbms_output.put_line('Error1 others-->'||SQLERRM);
15  END;
16  l_sql := 'ALTER PLUGGABLE DATABASE APPLICATION ' || l_app_name||' SYNC ';
17  dbms_output.put_line('l_sql: ' || l_sql);
18  EXECUTE IMMEDIATE l_sql;
19
20 EXCEPTION
21 WHEN OTHERS THEN
22   dbms_output.put_line('Error -->'||SQLERRM);
23 END;
24 /
l_sql: ALTER PLUGGABLE DATABASE APPLICATION FCUBS SYNC
PL/SQL procedure successfully completed.
SQL>
SQL> SET ERRORLOGGING OFF
SQL> SPOOL OFF
SQL>
```

4

Annexure

01_Start_Upgrade.sql

```
SET VERIFY ON
SET HEAD ON
SET FEEDBACK 1
SET ARRAY 1
SET LINESIZE 10000
SET PAGESIZE 50000
SET LONG 10000
SET ECHO ON
SET TRIMSPOOL ON
SET COLSEP ';'
SET SERVEROUT OFF
clear screen
SPOOL ON
SET SQLBLANKLINES ON
SET SERVEROUTPUT ON
SET ERRORLOGGING ON
SET ECHO ON
prompt Welcome to Application Upgrade initiation
SPOOL "&SPOOL_PATH"

DECLARE
    l_app_name      VARCHAR2(128);
    l_app_currver   VARCHAR2(30);
    l_sql           VARCHAR2(256);
BEGIN
    BEGIN
        SELECT app_name
            INTO l_app_name
            FROM dba_applications
            WHERE app_implicit <> 'Y'
            AND app_name = (SELECT param_val FROM cstb_param WHERE Param_name =
'MULTI_TENANT_APP_NAME');
        EXCEPTION
            WHEN NO_DATA_FOUND THEN
                dbms_output.put_line('Error1 Nodata--->'||SQLERRM);
            WHEN OTHERS THEN
                dbms_output.put_line('Error1 others--->'||SQLERRM);
    END;

    BEGIN
        SELECT MAX(app_version)
            INTO l_app_currver
            FROM dba_app_versions
            WHERE app_name = l_app_name;
```



```

EXCEPTION
    WHEN NO_DATA_FOUND THEN
        dbms_output.put_line('Error2 Nodata--->'||SQLERRM);
    WHEN OTHERS THEN
        dbms_output.put_line('Error2 others--->'||SQLERRM);
END;

    l_sql := 'ALTER PLUGGABLE DATABASE APPLICATION ' || l_app_name||'
BEGIN UPGRADE '''|| l_app_currver || ''' TO '''||
'&P_APPLICATION_NEXTVER' ||'''';
    dbms_output.put_line('l_sql: ' ||
l_sql);
    EXECUTE IMMEDIATE l_sql;

    l_sql := 'ALTER SYSTEM SET DEFAULT_SHARING = NONE';
    dbms_output.put_line('l_sql: ' || l_sql);
    EXECUTE IMMEDIATE l_sql;

EXCEPTION
    WHEN OTHERS THEN
        dbms_output.put_line('Error --->'||SQLERRM);
END;
/

SET ERRORLOGGING OFF
SPOOL OFF

```

03_Invalids_Recompilation_Inside_Upgrade.sql

```

/* Script for Shared Application + Shared Data */
SET VERIFY ON
SET HEAD ON
SET FEEDBACK 1
SET ARRAY 1
SET LINESIZE 10000
SET PAGESIZE 50000
SET LONG 10000
SET ECHO ON
SET TRIMSPOOL ON
SET COLSEP '; '
SET SERVEROUT OFF
clear screen
SPOOL ON
SET SQLBLANKLINES ON
SET SERVEROUTPUT ON
SET ERRORLOGGING ON
SET ECHO ON
prompt Welcome to Application Upgrade Invalids Recompilation
SPOOL "&SPOOL_PATH"

DECLARE
    inval_cnt          NUMBER := 0;
    l_object_name      VARCHAR2(240);
BEGIN

```

```

        WHILE inval_cnt < 3 LOOP
            --SCRIPT
            FOR J IN (Select 'alter ' || object_type || ' ' || object_name ||'
compile' invalidobject1,
                    object_name
                    FROM user_objects
                    WHERE status = 'INVALID'
                    AND created_appid IS NOT NULL
                    AND object_type IN
('VIEW','SYNONYM','PROCEDURE','FUNCTION','PACKAGE','TRIGGER','MATERIALIZED
VIEW'))
                LOOP
                    BEGIN
                        l_object_name := j.object_name;
                        dbms_output.put_line(chr(10));
                        EXECUTE IMMEDIATE J.invalidobject1;
                    EXCEPTION
                        WHEN OTHERS THEN
                            dbms_output.put_line('failed for -->' || l_object_name);
                    END;
                END LOOP;
            inval_cnt := inval_cnt + 1;
        END LOOP;
    EXCEPTION
        WHEN OTHERS THEN
            dbms_output.put_line('FAILED FOR -->' || l_object_name);
    END;
/
DECLARE
    inval_cnt1          NUMBER := 0;
    l_object_name       VARCHAR2(240);
BEGIN
    WHILE inval_cnt1 < 3 LOOP
        --SCRIPT
        FOR k IN (Select 'alter package '|| object_name||' compile body'
invalidobject2,
                object_name
                FROM user_objects
                WHERE status = 'INVALID'
                AND created_appid IS NOT NULL
                AND object_type IN ('PACKAGE BODY'))
            LOOP
                BEGIN
                    l_object_name := k.object_name;
                    dbms_output.put_line(chr(10));
                    EXECUTE IMMEDIATE k.invalidobject2;
                EXCEPTION
                    WHEN OTHERS THEN
                        dbms_output.put_line('FAILED FOR -->' || l_object_name);
                END;
            END LOOP;
        inval_cnt1 := inval_cnt1 + 1;
    END LOOP;
    EXCEPTION
    WHEN OTHERS THEN

```

```

        dbms_output.put_line('FAILED FOR -->' || l_object_name);
    END;
/
select count(*) From user_objects Where status = 'INVALID';

SET ERRORLOGGING OFF
SPOOL OFF

```

04_End_Upgrade.sql

```

/* Pre-requisites: Step 3 on Application associated pdb creation is
completed */
SET VERIFY ON
SET HEAD ON
SET FEEDBACK 1
SET ARRAY 1
SET LINESIZE 10000
SET PAGESIZE 50000
SET LONG 10000
SET ECHO ON
SET TRIMSPOOL ON
SET COLSEP '; '
SET SERVEROUT OFF
clear screen
SPOOL ON
SET SQLBLANKLINES ON
SET SERVEROUTPUT ON
SET ERRORLOGGING ON
SET ECHO ON
prompt Welcome to Application end Upgrade
SPOOL "&SPOOL_PATH"

DECLARE
    l_app_name    VARCHAR2(128);
    l_sql         VARCHAR2(256);
BEGIN
    BEGIN
        SELECT app_name
            INTO l_app_name
            FROM dba_applications
            WHERE app_implicit <> 'Y'
            AND app_name = (SELECT param_val FROM cstab_param WHERE
param_name = 'MULTI_TENANT_APP_NAME');
    EXCEPTION
        WHEN NO_DATA_FOUND THEN
            dbms_output.put_line('Error1 Nodata--->' || SQLERRM);
        WHEN OTHERS THEN
            dbms_output.put_line('Error1 others--->' || SQLERRM);
    END;
    l_sql := 'ALTER PLUGGABLE DATABASE APPLICATION ' || l_app_name ||
END UPGRADE ' ;
    dbms_output.put_line('l_sql: ' || l_sql);

    EXECUTE IMMEDIATE l_sql;

```

```

EXCEPTION
WHEN OTHERS THEN
    DBMS_OUTPUT.PUT_LINE('Error --->'||SQLERRM);
END;
/

SET ERRORLOGGING OFF
SPOOL OFF

```

04_Invalids_Recompilation_Outside_Upgrade.sql

```

/* Script for Shared Application + Shared Data */
SET VERIFY ON
SET HEAD ON
SET FEEDBACK 1
SET ARRAY 1
SET LINESIZE 10000
SET PAGESIZE 50000
SET LONG 10000
SET ECHO ON
SET TRIMSPOOL ON
SET COLSEP '; '
SET SERVEROUT OFF
clear screen
SPOOL ON
SET SQLBLANKLINES ON
SET SERVEROUTPUT ON
SET ERRORLOGGING ON
SET ECHO ON
prompt Welcome to Application Upgrade Invalids Recompilation
SPOOL "&SPOOL_PATH"

DECLARE
    inval_cnt          NUMBER := 0;
    l_object_name      VARCHAR2(240);
BEGIN
    WHILE inval_cnt < 3 LOOP
        --SCRIPT
        FOR J IN (Select 'alter ' || object_type || ' ' || object_name || '
compile' invalidobject1,
                    object_name
                    FROM user_objects
                    WHERE status = 'INVALID'
                    AND created_appid IS NULL
                    AND object_type IN
('VIEW','SYNONYM','PROCEDURE','FUNCTION','PACKAGE','TRIGGER','MATERIALIZED
VIEW'))
        LOOP
            BEGIN
                l_object_name := j.object_name;
                dbms_output.put_line(chr(10));
                EXECUTE IMMEDIATE J.invalidobject1;
            EXCEPTION

```

```

                WHEN OTHERS THEN
                    dbms_output.put_line('failed for -->' ||
l_object_name);
                END;
            END LOOP;
            inval_cnt := inval_cnt + 1;
        END LOOP;
    EXCEPTION
        WHEN OTHERS THEN
            dbms_output.put_line('FAILED FOR -->' || l_object_name);
    END;
/
DECLARE
    inval_cnt1          NUMBER := 0;
    l_object_name       VARCHAR2(240);
BEGIN
    WHILE inval_cnt1 < 3 LOOP
        --SCRIPT
        FOR k IN (Select 'alter package ' || object_name || ' compile
body' invalidobject2,
                object_name
                FROM user_objects
                WHERE status = 'INVALID'
                AND created_appid IS NULL
                AND object_type IN ('PACKAGE BODY'))
        LOOP
            BEGIN
                l_object_name := k.object_name;
                dbms_output.put_line(chr(10));
                EXECUTE IMMEDIATE k.invalidobject2;
            EXCEPTION
                WHEN OTHERS THEN
                    dbms_output.put_line('FAILED FOR -->' ||
l_object_name);
            END;
        END LOOP;
        inval_cnt1 := inval_cnt1 + 1;
    END LOOP;
    EXCEPTION
    WHEN OTHERS THEN
        dbms_output.put_line('FAILED FOR -->' || l_object_name);
    END;
/
select count(*) From user_objects Where status = 'INVALID';

SET ERRORLOGGING OFF
SPOOL OFF

```

05_Start_Upgrade.sql

```

SET VERIFY ON
SET HEAD ON
SET FEEDBACK 1
SET ARRAY 1

```

```

SET LINESIZE 10000
SET PAGESIZE 50000
SET LONG 10000
SET ECHO ON
SET TRIMSPOOL ON
SET COLSEP ';'
SET SERVEROUT OFF
clear screen
SPOOL ON
SET SQLBLANKLINES ON
SET SERVEROUTPUT ON
SET ERRORLOGGING ON
SET ECHO ON
prompt Welcome to Application Upgrade initiation
SPOOL "&SPOOL_PATH"

DECLARE
    l_app_name    VARCHAR2(128);
    l_app_currver VARCHAR2(30);
    l_sql         VARCHAR2(256);
BEGIN

    BEGIN
        SELECT app_name
            INTO l_app_name
            FROM dba_applications
            WHERE app_implicit <> 'Y'
            AND app_name = (SELECT param_val FROM cstb_param WHERE Param_name =
'MULTI_TENANT_APP_NAME');
    EXCEPTION
        WHEN NO_DATA_FOUND THEN
            dbms_output.put_line('Error1 Nodata--->'||SQLERRM);
        WHEN OTHERS THEN
            dbms_output.put_line('Error1 others--->'||SQLERRM);
    END;

    BEGIN
        SELECT MAX(app_version)
            INTO l_app_currver
            FROM dba_app_versions
            WHERE app_name = l_app_name;
    EXCEPTION
        WHEN NO_DATA_FOUND THEN
            dbms_output.put_line('Error2 Nodata--->'||SQLERRM);
        WHEN OTHERS THEN
            dbms_output.put_line('Error2 others--->'||SQLERRM);
    END;

    l_sql := 'ALTER PLUGGABLE DATABASE APPLICATION ' || l_app_name||' BEGIN
UPGRADE '''|| l_app_currver || ''' TO '''|| '&P_APPLICATION_NEXTVER' ||'''';
    dbms_output.put_line('l_sql: ' || l_sql);
    EXECUTE IMMEDIATE l_sql;

    l_sql := 'ALTER SYSTEM SET DEFAULT_SHARING = NONE';
    dbms_output.put_line('l_sql: ' || l_sql);

```

```

EXECUTE IMMEDIATE l_Sql;

EXCEPTION
  WHEN OTHERS THEN
    dbms_output.put_line('Error --->'||SQLERRM);
END;
/

SET ERRORLOGGING OFF
SPOOL OFF

```

06_New_Object_Conversion.sql

```

/*      Script      for      Shared      Object      Conversion      for      patch-
set      */
SET VERIFY ON
SET HEAD ON
SET FEEDBACK 1
SET ARRAY 1
SET LINESIZE 10000
SET PAGESIZE 50000
SET LONG 10000
SET ECHO ON
SET TRIMSPOOL ON
SET COLSEP ';'
SET SERVEROUT OFF
clear screen
SPOOL ON
SET SQLBLANKLINES ON
SET SERVEROUTPUT ON
SET ERRORLOGGING ON
SET ECHO ON
prompt Welcome to Upgrade New object Conversion
SPOOL    "&SPOOL_PATH"

DECLARE
  l_count          NUMBER;
  l_app_deployment VARCHAR2(30);
BEGIN
  SELECT count(*)
  INTO l_count
  FROM user_objects
  WHERE sharing = 'NONE' --to get the new set of DL approot objects
  if any
  AND object_name IN
  (SELECT DISTINCT a.object_name
   FROM cstm_approot_objects a
   WHERE sharing = 'DL'
   AND UPPER(object_type) = 'TABLE'
   AND EXISTS (SELECT 1
                FROM user_objects b
                WHERE b.object_name = a.object_name)
   AND EXISTS (SELECT 1
                FROM cstm_approot_functions_menu c

```

```

        WHERE c.function_id = a.function_id
              AND c.modifiable IN ('Y', 'S'));
dbms_output.put_line('l_count:      ' || l_count);

IF l_count > 0 THEN
  dbms_output.put_line('New DL objects are available');
  SELECT param_val
     INTO l_app_deployment
     FROM cstb_param
     WHERE param_name = 'MULTI_TENANT_DEPLOYMENT_MODEL';
  dbms_output.put_line('l_app_deployment: ' || l_app_deployment);

  IF l_app_deployment IS NOT NULL AND l_app_deployment = 'SAUA' THEN
    UPDATE smtb_menu menu
       SET menu.aproot_flg = 'Y'
     WHERE menu.function_id IN
           (SELECT function_id
            FROM cstm_aproot_functions_menu
            WHERE modifiable = 'S'
           UNION
           SELECT summary_fn_id
            FROM cstm_aproot_functions_menu
            WHERE modifiable = 'S'
            AND summary_fn_id IS NOT NULL) --SMS function id 'S'
           AND menu.aproot_flg <> 'Y'; --excluding the already modified
  aproot function ids in menu.
  ELSIF l_app_deployment IS NOT NULL AND l_app_deployment = 'SASDD'
  THEN
    UPDATE smtb_menu menu
       SET menu.aproot_flg = 'Y'
     WHERE menu.function_id IN
           (SELECT function_id
            FROM cstm_aproot_functions_menu
           UNION
           SELECT summary_fn_id
            FROM cstm_aproot_functions_menu
            WHERE summary_fn_id IS NOT NULL)
           AND menu.aproot_flg <> 'Y'; --excluding the already modified
  aproot function ids in menu.
  ELSIF l_app_deployment IS NOT NULL AND l_app_deployment = 'SASDC'
  THEN
    /*Assumption new table cstm_aproot_menu_custom_movedtopdb will be
    available
       and is populated with the function ids which are moved to PDB as
    part of custom deployment
       It has 2 columns FUNCTION_ID and SUMMARY_FN_ID*/

    UPDATE smtb_menu menu
       SET menu.aproot_flg = 'Y'
     WHERE menu.function_id IN
           (SELECT function_id
            FROM cstm_aproot_functions_menu
           UNION
           SELECT summary_fn_id
            FROM cstm_aproot_functions_menu

```



```

        WHERE summary_fn_id IS NOT NULL)
        AND menu.function_id NOT IN --excluding the function
ids moved to PDB already.
        (SELECT function_id
         FROM cstm_aproot_menu_movedtopdb
        UNION
        SELECT summary_fn_id
         FROM cstm_aproot_menu_movedtopdb
         WHERE summary_fn_id IS NOT NULL)
        AND menu.aproot_flg <> 'Y'; --excluding the already
modified aproot function ids in menu.
    END IF;

    BEGIN
        FOR I IN (SELECT 'BEGIN ' || chr(10) ||
'DBMS_PDB.SET_DATA_LINKED('&P_APPROOT_USER'' || ',''' ||
        Object_Name || ',''' || Namespace || '); '
|| chr(10) ||
        'EXCEPTION ' || chr(10) ||
        'WHEN OTHERS THEN ' || chr(10) ||
        'DBMS_OUTPUT.PUT_LINE(''ERROR ->''||
SQLERRM); ' ||
        chr(10) || 'END;' sqlobject
        FROM user_objects
        WHERE sharing = 'NONE' --to get the new set of DL
aproot objects if any
        AND object_name IN
        (SELECT DISTINCT a.object_name
         FROM cstm_aproot_objects a
         WHERE sharing = 'DL'
         AND UPPER(object_type) = 'TABLE'
         AND EXISTS (SELECT 1
                     FROM user_objects b
                     WHERE b.object_name =
a.object_name)
        AND EXISTS
        (SELECT 1
         FROM cstm_aproot_functions_menu
        c
         WHERE c.function_id =
a.function_id
         AND c.modifiable IN ('Y',
'S')))) LOOP
        DBMS_OUTPUT.PUT_LINE(chr(10));
        EXECUTE IMMEDIATE I.sqlobject;
        DBMS_OUTPUT.PUT_LINE(I.sqlobject);
    END LOOP;
    EXCEPTION
    WHEN OTHERS THEN
        DBMS_OUTPUT.PUT_LINE('Error --->' || SQLERRM);
    END;
    ELSE
        dbms_output.put_line('No new DL objects available');
    END IF;

```

```

EXCEPTION
  WHEN OTHERS THEN
    dbms_output.put_line('Error --->'||SQLERRM);
END;
/

SET ERRORLOGGING OFF
SPOOL OFF

```

07_Object_Conversion.sql

```

SET VERIFY ON
SET HEAD ON
SET FEEDBACK 1
SET ARRAY 1
SET LINESIZE 10000
SET PAGESIZE 50000
SET LONG 10000
SET ECHO ON
SET TRIMSPOOL ON
SET COLSEP '; '
SET SERVEROUT OFF
clear screen
SPOOL ON
SET SQLBLANKLINES ON
SET SERVEROUTPUT ON
SET ERRORLOGGING ON
SET ECHO ON
prompt Welcome to Upgrade object conversion
SPOOL "&SPOOL_PATH"
BEGIN
  FOR I IN (SELECT 'BEGIN ' || chr(10) ||
    'DBMS_PDB.SET_METADATA_LINKED('&P_APPROOT_USER'' ' ||
    ', '' ' ||
    Object_Name || ', ' || Namespace || '); ' || chr(10)
    ||
    'EXCEPTION ' || chr(10) || 'WHEN OTHERS then ' ||
chr(10) ||
    'DBMS_OUTPUT.PUT_LINE(''ERROR ->'|| SQLERRM); ' ||
chr(10) || 'END;' sqlobject
    FROM user_objects
    WHERE sharing = 'NONE'
      AND object_type NOT IN ('INDEX', 'LOB', 'TABLE
PARTITION', 'SEQUENCE', 'JOB', 'MATERIALIZED VIEW', 'MATERIALIZED VIEW LOG')
      AND application = 'Y'
      AND (object_name,object_type) NOT IN (SELECT
object_name,object_type
FROM
cstm_approot_objects
WHERE function_id
= 'DYNAMIC'
AND sharing
= 'NONE'
)

```

```

        ) LOOP
        dbms_output.put_line(chr(10));
        EXECUTE IMMEDIATE I.sqlobject;
        dbms_output.put_line(I.sqlobject);
    END LOOP;
EXCEPTION
WHEN OTHERS THEN
    dbms_output.put_line('Error --->'||SQLERRM);
END;
/
SET ERRORLOGGING OFF
SPOOL OFF

```

08_Invalids_Recompilation_Inside_Upgrade.sql

```

/* Script for Shared Application + Shared Data */
SET VERIFY ON
SET HEAD ON
SET FEEDBACK 1
SET ARRAY 1
SET LINESIZE 10000
SET PAGESIZE 50000
SET LONG 10000
SET ECHO ON
SET TRIMSPOOL ON
SET COLSEP ';'
SET SERVEROUT OFF
clear screen
SPOOL ON
SET SQLBLANKLINES ON
SET SERVEROUTPUT ON
SET ERRORLOGGING ON
SET ECHO ON
prompt Welcome to Application Upgrade Invalids Recompilation
SPOOL "&SPOOL_PATH"

DECLARE
    inval_cnt          NUMBER := 0;
    l_object_name      VARCHAR2(240);
BEGIN
    WHILE inval_cnt < 3 LOOP
        --SCRIPT
        FOR J IN (Select 'alter ' || object_type || ' ' || object_name
|| ' compile' invalidobject1,
                object_name
                FROM user_objects
                WHERE status = 'INVALID'
                AND created_appid IS NOT NULL
                AND object_type IN
('VIEW','SYNONYM','PROCEDURE','FUNCTION','PACKAGE','TRIGGER','MATERIALI
ZED VIEW'))
        LOOP
            BEGIN
                l_object_name := j.object_name;

```

```

        dbms_output.put_line(chr(10));
        EXECUTE IMMEDIATE J.invalidobject1;
    EXCEPTION
        WHEN OTHERS THEN
            dbms_output.put_line('failed for -->' || l_object_name);
    END;
END LOOP;
inval_cnt := inval_cnt + 1;
END LOOP;
EXCEPTION
    WHEN OTHERS THEN
        dbms_output.put_line('FAILED FOR -->' || l_object_name);
END;
/
DECLARE
    inval_cnt1          NUMBER := 0;
    l_object_name       VARCHAR2(240);
BEGIN
    WHILE inval_cnt1 < 3 LOOP
        --SCRIPT
        FOR k IN (Select 'alter package ' || object_name || ' compile body'
invalidobject2,
                object_name
                FROM user_objects
                WHERE status = 'INVALID'
                AND created_appid IS NOT NULL
                AND object_type IN ('PACKAGE BODY'))
        LOOP
            BEGIN
                l_object_name := k.object_name;
                dbms_output.put_line(chr(10));
                EXECUTE IMMEDIATE k.invalidobject2;
            EXCEPTION
                WHEN OTHERS THEN
                    dbms_output.put_line('FAILED FOR -->' || l_object_name);
            END;
        END LOOP;
        inval_cnt1 := inval_cnt1 + 1;
    END LOOP;
EXCEPTION
    WHEN OTHERS THEN
        dbms_output.put_line('FAILED FOR -->' || l_object_name);
END;
/
select count(*) From user_objects Where status = 'INVALID';

SET ERRORLOGGING OFF
SPOOL OFF

```

09_End_Upgrade.sql

```

/* Pre-requisites: Step 3 on Application associated pdb creation is
completed */
SET VERIFY ON

```

```

SET HEAD ON
SET FEEDBACK 1
SET ARRAY 1
SET LINESIZE 10000
SET PAGESIZE 50000
SET LONG 10000
SET ECHO ON
SET TRIMSPOOL ON
SET COLSEP ','
SET SERVEROUT OFF
clear screen
SPOOL ON
SET SQLBLANKLINES ON
SET SERVEROUTPUT ON
SET ERRORLOGGING ON
SET ECHO ON
prompt Welcome to Application end Upgrade
SPOOL "&SPOOL_PATH"

DECLARE
    l_app_name VARCHAR2(128);
    l_sql VARCHAR2(256);
BEGIN
    BEGIN
        SELECT app_name
            INTO l_app_name
            FROM dba_applications
            WHERE app_implicit <> 'Y'
            AND app_name = (SELECT param_val FROM cstb_param WHERE
param_name = 'MULTI_TENANT_APP_NAME');
    EXCEPTION
        WHEN NO_DATA_FOUND THEN
            dbms_output.put_line('Error1 Nodata--->'||SQLERRM);
        WHEN OTHERS THEN
            dbms_output.put_line('Error1 others--->'||SQLERRM);
    END;
    l_sql := 'ALTER PLUGGABLE DATABASE APPLICATION ' || l_app_name||'
END UPGRADE ';
    dbms_output.put_line('l_sql: ' || l_sql);

    EXECUTE IMMEDIATE l_sql;

EXCEPTION
WHEN OTHERS THEN
    DBMS_OUTPUT.PUT_LINE('Error --->'||SQLERRM);
END;
/

SET ERRORLOGGING OFF
SPOOL OFF

```

09_Invalids_Recompilation_Outside_Upgrade.sql

```

/* Script for Shared Application + Shared Data */
SET VERIFY ON
SET HEAD ON
SET FEEDBACK 1
SET ARRAY 1
SET LINESIZE 10000
SET PAGESIZE 50000
SET LONG 10000
SET ECHO ON
SET TRIMSPOOL ON
SET COLSEP ';'
SET SERVEROUT OFF
clear screen
SPOOL ON
SET SQLBLANKLINES ON
SET SERVEROUTPUT ON
SET ERRORLOGGING ON
SET ECHO ON
prompt Welcome to Application Upgrade Invalids Recompilation
SPOOL "&SPOOL_PATH"

DECLARE
    inval_cnt          NUMBER := 0;
    l_object_name      VARCHAR2(240);
BEGIN
    WHILE inval_cnt < 3 LOOP
        --SCRIPT
        FOR J IN (Select 'alter ' || object_type || ' ' || object_name || '
compile' invalidobject1,
                object_name
                FROM user_objects
                WHERE status = 'INVALID'
                AND created_appid IS NULL
                AND object_type IN
('VIEW','SYNONYM','PROCEDURE','FUNCTION','PACKAGE','TRIGGER','MATERIALIZED
VIEW'))
        LOOP
            BEGIN
                l_object_name := j.object_name;
                dbms_output.put_line(chr(10));
                EXECUTE IMMEDIATE J.invalidobject1;
            EXCEPTION
                WHEN OTHERS THEN
                    dbms_output.put_line('failed for -->' || l_object_name);
            END;
        END LOOP;
        inval_cnt := inval_cnt + 1;
    END LOOP;
EXCEPTION
    WHEN OTHERS THEN
        dbms_output.put_line('FAILED FOR -->' || l_object_name);
END;

```

```

/
DECLARE
    inval_cnt1          NUMBER := 0;
    l_object_name       VARCHAR2(240);
BEGIN
    WHILE inval_cnt1 < 3 LOOP
        --SCRIPT
        FOR k IN (Select 'alter package '|| object_name||' compile
body' invalidobject2,
                object_name
                FROM user_objects
                WHERE status = 'INVALID'
                AND created_appid IS NULL
                AND object_type IN ('PACKAGE BODY'))
        LOOP
            BEGIN
                l_object_name := k.object_name;
                dbms_output.put_line(chr(10));
                EXECUTE IMMEDIATE k.invalidobject2;
            EXCEPTION
                WHEN OTHERS THEN
                    dbms_output.put_line('FAILED FOR -->' ||
l_object_name);
            END;
        END LOOP;
        inval_cnt1 := inval_cnt1 + 1;
    END LOOP;
EXCEPTION
WHEN OTHERS THEN
    dbms_output.put_line('FAILED FOR -->' || l_object_name);
END;
/
select count(*) From user_objects Where status = 'INVALID';

SET ERRORLOGGING OFF
SPOOL OFF

```

10_PDB_Sync.sql

```

SET VERIFY ON
SET HEAD ON
SET FEEDBACK 1
SET ARRAY 1
SET LINESIZE 10000
SET PAGESIZE 50000
SET LONG 10000
SET ECHO ON
SET TRIMSPOOL ON
SET COLSEP ';'
SET SERVEROUT OFF
clear screen
SPOOL ON
SET SQLBLANKLINES ON
SET SERVEROUTPUT ON

```

```
SET ERRORLOGGING ON
SET ECHO ON
prompt Welcome to Application PDB Sync
SPOOL "&SPOOL_PATH"

DECLARE
    l_app_name VARCHAR2(128);
    l_sql VARCHAR2(256);
BEGIN
    BEGIN
        SELECT app_name
            INTO l_app_name
            FROM dba_applications
            WHERE app_implicit <> 'Y';
    EXCEPTION
        WHEN NO_DATA_FOUND THEN
            dbms_output.put_line('Error1 Nodata--->'||SQLERRM);
        WHEN OTHERS THEN
            dbms_output.put_line('Error1 others--->'||SQLERRM);
    END;
    l_sql := 'ALTER PLUGGABLE DATABASE APPLICATION ' || l_app_name||' SYNC ';
    dbms_output.put_line('l_sql: ' || l_sql);
    EXECUTE IMMEDIATE l_sql;

EXCEPTION
WHEN OTHERS THEN
    dbms_output.put_line('Error --->'||SQLERRM);
END;
/

SET ERRORLOGGING OFF
SPOOL OFF
```


Index

A

Application Maintenance, [1-1](#)
Application Upgrade, [1-2](#)

M

Managing Applications in an Application
Container, [1-1](#)

P

Patch-set Application Steps, [2-1](#)
Pre-Requisites, [3-1](#)

S

Step by Step Execution, [3-1](#)
Synchronize application PDBs, [2-4](#)