

Oracle® Banking Corporate Lending

Oracle Banking Corporate Lending - OFSAA Integration guide



Release 14.7.3.0.0

F93793-01

February 2024

The Oracle logo, consisting of a solid red square with the word "ORACLE" in white, uppercase, sans-serif font centered within it.

ORACLE®

Oracle Banking Corporate Lending Oracle Banking Corporate Lending - OFSAA Integration guide, Release 14.7.3.0.0

F93793-01

Copyright © 2016, 2024, Oracle and/or its affiliates.

This software and related documentation are provided under a license agreement containing restrictions on use and disclosure and are protected by intellectual property laws. Except as expressly permitted in your license agreement or allowed by law, you may not use, copy, reproduce, translate, broadcast, modify, license, transmit, distribute, exhibit, perform, publish, or display any part, in any form, or by any means. Reverse engineering, disassembly, or decompilation of this software, unless required by law for interoperability, is prohibited.

The information contained herein is subject to change without notice and is not warranted to be error-free. If you find any errors, please report them to us in writing.

If this is software, software documentation, data (as defined in the Federal Acquisition Regulation), or related documentation that is delivered to the U.S. Government or anyone licensing it on behalf of the U.S. Government, then the following notice is applicable:

U.S. GOVERNMENT END USERS: Oracle programs (including any operating system, integrated software, any programs embedded, installed, or activated on delivered hardware, and modifications of such programs) and Oracle computer documentation or other Oracle data delivered to or accessed by U.S. Government end users are "commercial computer software," "commercial computer software documentation," or "limited rights data" pursuant to the applicable Federal Acquisition Regulation and agency-specific supplemental regulations. As such, the use, reproduction, duplication, release, display, disclosure, modification, preparation of derivative works, and/or adaptation of i) Oracle programs (including any operating system, integrated software, any programs embedded, installed, or activated on delivered hardware, and modifications of such programs), ii) Oracle computer documentation and/or iii) other Oracle data, is subject to the rights and limitations specified in the license contained in the applicable contract. The terms governing the U.S. Government's use of Oracle cloud services are defined by the applicable contract for such services. No other rights are granted to the U.S. Government.

This software or hardware is developed for general use in a variety of information management applications. It is not developed or intended for use in any inherently dangerous applications, including applications that may create a risk of personal injury. If you use this software or hardware in dangerous applications, then you shall be responsible to take all appropriate fail-safe, backup, redundancy, and other measures to ensure its safe use. Oracle Corporation and its affiliates disclaim any liability for any damages caused by use of this software or hardware in dangerous applications.

Oracle®, Java, MySQL, and NetSuite are registered trademarks of Oracle and/or its affiliates. Other names may be trademarks of their respective owners.

Intel and Intel Inside are trademarks or registered trademarks of Intel Corporation. All SPARC trademarks are used under license and are trademarks or registered trademarks of SPARC International, Inc. AMD, Epyc, and the AMD logo are trademarks or registered trademarks of Advanced Micro Devices. UNIX is a registered trademark of The Open Group.

This software or hardware and documentation may provide access to or information about content, products, and services from third parties. Oracle Corporation and its affiliates are not responsible for and expressly disclaim all warranties of any kind with respect to third-party content, products, and services unless otherwise set forth in an applicable agreement between you and Oracle. Oracle Corporation and its affiliates will not be responsible for any loss, costs, or damages incurred due to your access to or use of third-party content, products, or services, except as set forth in an applicable agreement between you and Oracle.

For information about Oracle's commitment to accessibility, visit the Oracle Accessibility Program website at <http://www.oracle.com/pls/topic/lookup?ctx=acc&id=docacc>.

Contents

Preface

| | |
|--|------|
| Introduction | vi |
| Audience | vi |
| Abbreviations | vi |
| Conventions | vii |
| List Of Topics | vii |
| Related Documents | viii |
| Symbols, Definitions and Abbreviations | viii |

1 OBCL - OFSAA Integration

| | | |
|---------|--|-----|
| 1.1 | Scope | 1-1 |
| 1.2 | Prerequisites | 1-2 |
| 1.2.1 | Prerequisites in Oracle Banking Corporate Lending | 1-2 |
| 1.2.1.1 | Maintenances | 1-2 |
| 1.2.2 | Prerequisites in Oracle Financial Services Analytical Applications | 1-3 |
| 1.3 | Integration Architecture | 1-3 |
| 1.4 | Integration Process | 1-3 |
| 1.5 | OBCL - OFSAA Integration | 1-4 |
| 1.6 | Assumptions | 1-4 |

2 Annexure

List of Figures

| | | |
|-----|--------------------------|-----|
| 1-1 | Integration Architecture | 1-3 |
|-----|--------------------------|-----|

List of Tables

| | | |
|-----|----------------------------------|------|
| 1 | Audience | vi |
| 2 | Abbreviation | vii |
| 3 | Conventions and Meaning | vii |
| 4 | List Of Topics | vii |
| 5 | Symbols | viii |
| 1-1 | OBCL Staging | 1-1 |
| 2-1 | OBCL OFSAA Data Transfer Details | 2-1 |

Preface

This topic contains the following sub-topics:

- [Introduction](#)
- [Audience](#)
- [Abbreviations](#)
- [Conventions](#)
- [List Of Topics](#)
- [Related Documents](#)
- [Symbols, Definitions and Abbreviations](#)

Introduction

This document helps you acquaint with the information on inter-connecting Oracle Banking Corporate Lending (OBCL) with Oracle Financial Services Analytical Application (OFSAA).

Besides this user manual, while maintaining the interface related details, you can invoke the context sensitive help available for each field in OBCL. This help describes the purpose of each field within a screen. You can obtain this information by placing the cursor on the relevant field and striking the <F1> key on the keyboard.

Audience

This manual is intended for the following User/User Roles

Table 1 Audience

| Role | Function |
|---|--|
| Back office clerk | Input functions for contracts |
| Back office managers/officers | Authorization functions |
| Product Managers | Product definition and authorization |
| End of day operators | Processing during end of day/ beginning of day |
| Financial Controller / Product Managers | Generation of reports |

Abbreviations

The following are some of abbreviations you are likely to find in the manual.

Table 2 Abbreviation

| Abbreviation | Description |
|----------------------|--|
| System | Unless and otherwise specified, it always refers to Oracle FLEXCUBE Universal Banking system |
| FCUBS | Oracle FLEXCUBE Universal Banking System |
| OFSAA | Oracle Financial Services Analytical Applications |
| DIH | Data Integration Hub |
| Source System | Oracle Banking Corporate Lending (OBCL) |
| EOD | End of Day |
| EOFI | End of Financial Input |
| OBCL | Oracle Banking Corporate Lending |
| OL | Oracle Lending |
| OD | Overdraft |

Conventions

The following text conventions are used in this document:

Table 3 Conventions and Meaning

| Convention | Meaning |
|------------------------|--|
| boldface | Boldface type indicates graphical user interface elements associated with an action, or terms defined in text or the glossary. |
| <i>italic</i> | Italic type indicates book titles, emphasis, or placeholder variables for which you supply particular values. |
| <code>monospace</code> | Monospace type indicates commands within a paragraph, URLs, code in examples, text that appears on the screen, or text that you enter. |

List Of Topics

This manual is organized into the following topics.

Table 4 List Of Topics

| Topics | Description and Cross References |
|---------|---|
| Preface | This topic provides the general information about the manual on the intended audience. It also lists the various topics covered in the User Manual. |

Table 4 (Cont.) List Of Topics

| Topics | Description and Cross References |
|--------------------------|--|
| OBCL - OFSAA Integration | This topic explains the integration between OBCL and Oracle Financial Services Analytical Applications. The topics which are part of OBCL - OFSAA Integration are: <ol style="list-style-type: none"> 1. Scope 2. Prerequisites 3. Integration Architecture 4. Integration Process 5. OBCL - OFSAA Integration 6. Assumptions |
| Annexure | Annexure provides the details of data exchange. |

Related Documents





Along with this user manual you may also refer the following related resources:

- *Oracle Banking Corporate Lending Installation Manuals*
- *OBCL-OFSAA Data Transfer matrix*

Symbols, Definitions and Abbreviations

The following are some of the Symbols you are likely to find in the manual:

Table 5 Symbols

| Icons | Functions |
|---|-------------|
|  | Exit |
|  | Add row |
|  | Delete row |
|  | Option List |

The images used in the documentation are of illustration purpose and need to be used only for reference.

For more information, refer to *Accessibility User Manual*.

1

OBCL - OFSAA Integration

The integration between the Oracle Banking Corporate Lending (OBCL) and the Oracle Financial Services Analytical Applications (OFSAA) enables the financial institutions to:

- get insights to customer patterns based on the data captured in core banking
- achieve end-to-end improvement in business delivery
- achieve effective performance and risk free management using the available customer data

The integration between OBCL and OFSAA enables you transfer data from OBCL to OFSAA. The transfer of data from OBCL to OFSAA is performed through staging table using DIH connector.

This topic contains the following sub-topics:

- [Scope](#)
- [Prerequisites](#)
- [Integration Architecture](#)
- [Integration Process](#)
- [OBCL - OFSAA Integration](#)
- [Assumptions](#)

1.1 Scope

This topic describes the scope of the integration with respect to each system, that is OBCL and OFSAA.

Integration Scope in Oracle Banking Corporate Lending

During the integration following data are provided to OFSAA in the OBCL staging table.

Table 1-1 OBCL Staging

| Module | Hand Off Details |
|-------------------------|--|
| Bilateral Loans | <ul style="list-style-type: none">• Loan contracts transaction details• Corporate loan contracts details• Repayment schedule of contracts such as corporate loans• Loan Write Off details• Loan recovery details |
| Loan Syndication | <ul style="list-style-type: none">• Corporate loan contracts transaction details• Corporate loan contracts details |

Integration Scope in Oracle Financial Services Analytical Applications

For further information on integration scope in OFSAA, refer to the following user manuals:

- *FCUBS Connectors User Guide*
- *Data Integration Hub User Guide*

1.2 Prerequisites

This topic contains the following sub-topics:

- [Prerequisites in Oracle Banking Corporate Lending](#)
- [Prerequisites in Oracle Financial Services Analytical Applications](#)

1.2.1 Prerequisites in Oracle Banking Corporate Lending

Set up Oracle Banking Corporate Lending Application. OFSAA user has read-only access to this application. The access is provided only to particular extraction tables.

This topic contains the following sub-topic:

- [Maintenances](#)

1.2.1.1 Maintenances

Complete the maintenances discussed below.

Maintaining Batch Programs

You need to maintain the batch program **OLXTRACT** using **Mandatory Batch Program Maintenance (EIDMANPE)** screen. This batch extracts the data from Oracle FLEXCUBE during **End of Financial Input (EOFI)** stage. It is recommended that the extraction of data from OBCL is done from the reporting environment and not the production environment. You also need to maintain the extraction routine.

Maintaining Extraction Routines

You can maintain the data extraction routines in the maintenance table called **OLTMS_DEST_ES_TABLES**. This table is used to maintain extraction routines and should be maintained manually with the following values along with other details.

- **ORD_OF_EXT** - Order of extraction in which routine will be executed. This should be a unique value.
- **TABLE_NAME** - Name of the staging table to be populated with data.
- **ROUTINE** - Routine to be executed. The format should be **Package.procedure**.
- **INTEGRATION_NAME** - **OFSAA**

All the parameters such as extraction date, previous extraction date, log required and so on are maintained in maintenance table **OLTB_EIS_CS_PARAM**. In this table the **KEYID** is the primary key.

1.2.2 Prerequisites in Oracle Financial Services Analytical Applications

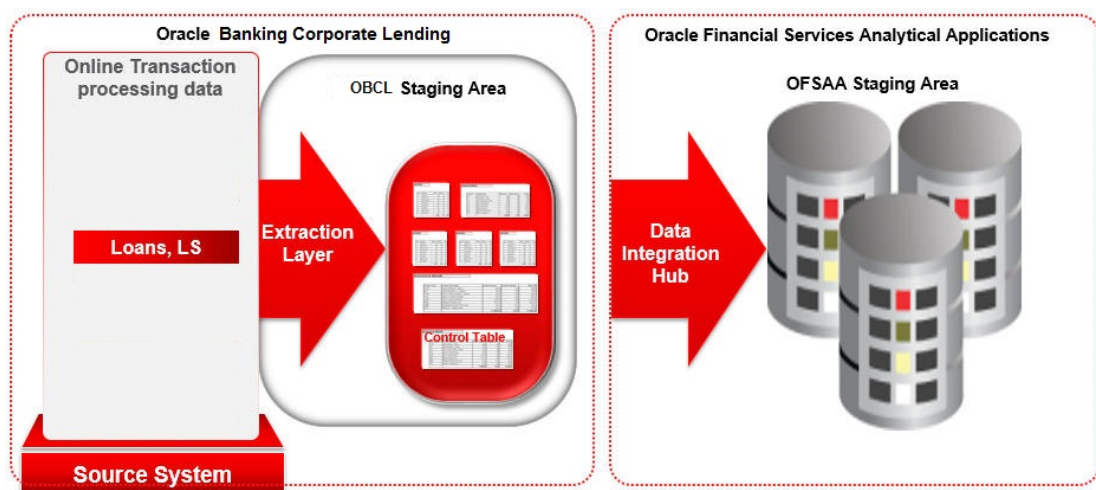
For further information on prerequisites in OFSAA, refer to the following user manuals:

- *FCUBS Connectors User Guide*
- *Data Integration Hub User Guide*

1.3 Integration Architecture

The following diagram provides information on the integration architecture followed in OBCL-OFSSAA integration.

Figure 1-1 Integration Architecture



1.4 Integration Process

OBCL has pre-defined staging tables required for OFSAA extracts. During EOFI batch, the module wise data is extracted to staging tables in OBCL. OBCL provides a control table to indicate successful data extraction. OFSAA pulls the data from the tables in OBCL using the DIH connector.

The transfer or extraction of data from OBCL to OFSAA differs based on the staging tables as follows:

- Master table - Incremental data between two extraction dates are transferred.
- Maintenances and contract tables - Entire transaction data are transferred in each extraction.
- Transaction table - Data related to the transactions created on the extraction date are transferred.

During data extraction you can check the status of the extraction routines in the table **OLTB_JOB_ES_CONTROL**. The column STATUS shows whether the routine is in progress (W) or has failed (F) or has completed successfully (S). At the time of extraction all the routines from maintenance table **OLTM_DEST_ES_TABLES** are inserted to **OLTB_JOB_ES_CONTROL** for the current extraction date with initial status as **W**. This

status is updated accordingly when the routine is completed successfully (S) or unsuccessfully (F).

Extraction Log

You can have the logs generated as part of EOD for each table. EOD log captures the complete extraction process. The table level extraction log contains the details of each data transfer. The error logs are maintained in OLTBS_LOG_ES table.

Errors in the data extraction process and the failure reasons are logged in an error data store. These errors are rectified manually and the batch is run again for the failed data.

1.5 OBCL - OFSAA Integration

The integration between OL module and OFSAA enables you transfer data from OL module to OFSAA.

The following data is transferred in OBCL staging table.

OL - OFSAA Integration

The integration between OL module and OFSAA enables you transfer data from OL module to OFSAA.

The following data is transferred in OBCL staging table.

- **AATB_STG_OL_LOAN_CONTRACT_TXNS** - Corporate Loan contracts transaction details
- **AATB_STG_OL_LOAN_CONTRACTS** - Corporate loan contracts details
- **AATB_STG_OL_PAYMENT_SCHEDULE** - Repayment schedule of contracts such as loans, mortgages, over-drafts, credit cards, and so on.
- **AATB_STG_OL_LOAN_WRITEOFF** - Loan Write Off details
- **AATB_STG_OL_LOAN_RECOVERY** - Loan recovery details

LB (Loan Syndication) - OFSAA Integration

The integration between LB (Loan Syndication) module and OFSAA enables you transfer data from LB module to OFSAA.

The following data is transferred in OBCL staging table:

- **AATB_STG_LB_LOAN_CONTRACT_TXNS** - Corporate loan contracts transaction details
- **AATB_STG_LB_LOAN_CONTRACTS** - Corporate loan contracts details

1.6 Assumptions

Unique Names for Loan Products and Loan Account Classes

Ensure that the loan products and loan account classes maintained in OBCL have unique names. Name of any loan product should not be identical to the name of an account class.

2

Annexure

Data Transfer from OBCL to OFSAA

For details on data transfer from OBCL to OFSAA, refer the below table.

- Source System - OBCL
- Target System - OFSAA

Table 2-1 OBCL OFSAA Data Transfer Details

| Data Transferred | Source System Module | OBCL Staging Table Name | Extraction Package Name | Target System Table Name | Extraction Routine | Data Included in the Extraction |
|--------------------------------------|----------------------|--------------------------------|---------------------------------|---------------------------|--------------------|---------------------------------|
| Transactions on loan contracts | OL | AATB_STG_OL_LOAN_CONTRACT_TXNS | AAPKS_EXTRACT_OL_CONTRACT_TXNS | Stg_Loan_Contract_Txns | Daily | New Data |
| Loan contract details | OL | AATB_STG_OL_LOAN_CONTRACTS | AAPKS_EXTRACT_OL_LN_CONTRACTS | Stg_Loan_Contracts | Daily | Complete Data |
| Repayment schedule of loan contracts | OL | AATB_STG_OL_PAYMENT_SCHEDULE | AAPKS_EXTRACT_OL_PYMNT_SCHEDULE | Stg_Payment_Schedule | Daily | Complete Data |
| Loan Write-off details | OL | AATB_STG_OL_LOAN_WRITEOFF | AAPKS_EXTRACT_OL_LN_WRITEOFF | Stg_Acct_Write_of_Details | Daily | Complete Data |
| Loan Recovery details | OL | AATB_STG_OL_LOAN_RECOVERY | AAPKS_EXTRACT_OL_LN_RECOVERY | Stg_Acct_Recovery_Details | Daily | Complete Data |
| Transactions on loan contracts | LB | AATB_STG_LB_LOAN_CONTRACT_TXNS | AAPKS_EXTRACT_LB_CONTRACT_TXNS | Stg_Loan_Contract_Txns | Daily | New Data |
| Loan contract details | LB | AATB_STG_LB_LOAN_CONTRACTS | AAPKS_EXTRACT_LB_LN_CONTRACTS | Stg_Loan_Contracts | Daily | Complete Data |