

Oracle® Banking Enterprise Limits and Collateral Management

Personally Identifiable Information User Guide



Release 14.8.0.0.0
G32545-01
April 2025

ORACLE®

G32545-01

Copyright © 2007, 2025, Oracle and/or its affiliates.

This software and related documentation are provided under a license agreement containing restrictions on use and disclosure and are protected by intellectual property laws. Except as expressly permitted in your license agreement or allowed by law, you may not use, copy, reproduce, translate, broadcast, modify, license, transmit, distribute, exhibit, perform, publish, or display any part, in any form, or by any means. Reverse engineering, disassembly, or decompilation of this software, unless required by law for interoperability, is prohibited.

The information contained herein is subject to change without notice and is not warranted to be error-free. If you find any errors, please report them to us in writing.

If this is software, software documentation, data (as defined in the Federal Acquisition Regulation), or related documentation that is delivered to the U.S. Government or anyone licensing it on behalf of the U.S. Government, then the following notice is applicable:

U.S. GOVERNMENT END USERS: Oracle programs (including any operating system, integrated software, any programs embedded, installed, or activated on delivered hardware, and modifications of such programs) and Oracle computer documentation or other Oracle data delivered to or accessed by U.S. Government end users are "commercial computer software," "commercial computer software documentation," or "limited rights data" pursuant to the applicable Federal Acquisition Regulation and agency-specific supplemental regulations. As such, the use, reproduction, duplication, release, display, disclosure, modification, preparation of derivative works, and/or adaptation of i) Oracle programs (including any operating system, integrated software, any programs embedded, installed, or activated on delivered hardware, and modifications of such programs), ii) Oracle computer documentation and/or iii) other Oracle data, is subject to the rights and limitations specified in the license contained in the applicable contract. The terms governing the U.S. Government's use of Oracle cloud services are defined by the applicable contract for such services. No other rights are granted to the U.S. Government.

This software or hardware is developed for general use in a variety of information management applications. It is not developed or intended for use in any inherently dangerous applications, including applications that may create a risk of personal injury. If you use this software or hardware in dangerous applications, then you shall be responsible to take all appropriate fail-safe, backup, redundancy, and other measures to ensure its safe use. Oracle Corporation and its affiliates disclaim any liability for any damages caused by use of this software or hardware in dangerous applications.

Oracle®, Java, MySQL, and NetSuite are registered trademarks of Oracle and/or its affiliates. Other names may be trademarks of their respective owners.

Intel and Intel Inside are trademarks or registered trademarks of Intel Corporation. All SPARC trademarks are used under license and are trademarks or registered trademarks of SPARC International, Inc. AMD, Epyc, and the AMD logo are trademarks or registered trademarks of Advanced Micro Devices. UNIX is a registered trademark of The Open Group.

This software or hardware and documentation may provide access to or information about content, products, and services from third parties. Oracle Corporation and its affiliates are not responsible for and expressly disclaim all warranties of any kind with respect to third-party content, products, and services unless otherwise set forth in an applicable agreement between you and Oracle. Oracle Corporation and its affiliates will not be responsible for any loss, costs, or damages incurred due to your access to or use of third-party content, products, or services, except as set forth in an applicable agreement between you and Oracle.

Contents

1 Preface

1.1	Purpose	1-1
1.2	Audience	1-1
1.3	Documentation Accessibility	1-1
1.4	Diversity and Inclusion	1-1
1.5	Related Resources	1-2
1.6	Conventions	1-2
1.7	Screenshot Disclaimer	1-2
1.8	Acronyms and Abbreviations	1-2
1.9	Basic Actions	1-2
1.10	Symbols and Icons	1-3

2 PII Data in ELCM

2.1	Introduction	2-1
2.2	Maintaining PII Data	2-1
2.3	User Personal Information	2-2
2.4	Customer Personal Information	2-2

Index

1

Preface

- [Purpose](#)
- [Audience](#)
- [Documentation Accessibility](#)
- [Diversity and Inclusion](#)
- [Related Resources](#)
- [Conventions](#)
- [Screenshot Disclaimer](#)
- [Acronyms and Abbreviations](#)
- [Basic Actions](#)
- [Symbols and Icons](#)

1.1 Purpose

This guide is designed to help the user to quickly get acquainted with the Customer Standard Instructions maintenance process.

1.2 Audience

This guide is intended for the central administrator of the Bank who controls the system and application parameters and ensures smooth functionality and flexibility of the banking application.

1.3 Documentation Accessibility

For information about Oracle's commitment to accessibility, visit the Oracle Accessibility Program website at <https://www.oracle.com/corporate/accessibility/>.

Access to Oracle Support

Oracle customer access to and use of Oracle support services will be pursuant to the terms and conditions specified in their Oracle order for the applicable services.

1.4 Diversity and Inclusion

Oracle is fully committed to diversity and inclusion. Oracle respects and values having a diverse workforce that increases thought leadership and innovation. As part of our initiative to build a more inclusive culture that positively impacts our employees, customers, and partners, we are working to remove insensitive terms from our products and documentation. We are also mindful of the necessity to maintain compatibility with our customers' existing technologies and the need to ensure continuity of service as Oracle's offerings and industry standards evolve.

Because of these technical constraints, our effort to remove insensitive terms is ongoing and will take time and external cooperation.

1.5 Related Resources

For more information on any related features, refer to the following documents

- Oracle FLEXCUBE Enterprise Limits and Collateral Management Feature Guidance
- Common Core - Security Management System User Guide

1.6 Conventions

The following text conventions are used in this document:

Table 1-1 Conventions

Convention	Meaning
boldface	Boldface type indicates graphical user interface elements associated with an action, or terms defined in text or the glossary.
<i>italic</i>	Italic type indicates book titles, emphasis, or placeholder variables for which you supply particular values.
<code>monospace</code>	Monospace type indicates commands within a paragraph, URLs, code in examples, text that appears on the screen, or text that you enter.

1.7 Screenshot Disclaimer

Personal information used in the interface or documents is dummy and does not exist in the real world. It is only for reference purposes.

1.8 Acronyms and Abbreviations

The list of the acronyms and abbreviations used in this guide are as follows:

Table 1-2 Acronyms and Abbreviations

Abbreviation	Description
ELCM	Enterprise Limits and Collateral Management
PII	Personally Identifiable Information

1.9 Basic Actions

Table 1-3 Basic Actions

Action	Description
Approve	Used to approve the initiated report. This button is displayed, once the user click Authorize .
Audit	Used to view the maker details, checker details, and report status.

Table 1-3 (Cont.) Basic Actions

Action	Description
Authorize	Used to authorize the report created. A maker of the screen is not allowed to authorize the report. Only a checker can authorize a report, created by a maker.
Close	Used to close a record. This action is available only when a record is created.
Confirm	Used to confirm the performed action.
Cancel	Used to cancel the performed action.
Compare	Used to view the comparison through the field values of old record and the current record. This button is displayed in the widget, once the user click Authorize .
Collapse All	Used to hide the details in the sections. This button is displayed, once the user click Compare .
Expand All	Used to expand and view all the details in the sections. This button is displayed, once the user click Compare .
New	Used to add a new record. When the user click New , the system displays a new record enabling to specify the required data.
OK	Used to confirm the details in the screen.
Save	Used to save the details entered or selected in the screen.
View	Used to view the report details in a particular modification stage. This button is displayed in the widget, once the user click Authorize .
View Difference only	Used to view a comparison through the field element values of old record and the current record, which has undergone changes. This button is displayed, once the user click Compare .
Unlock	Used to update the details of an existing record. System displays an existing record in editable mode.

1.10 Symbols and Icons

The following symbols and icons are used in the screens.

Table 1-4 Symbols and Icons - Common



Symbol/Icon	Function
	Minimize
	Maximize

Table 1-4 (Cont.) Symbols and Icons - Common










Symbol/Icon	Function
	Close
	Perform Search
	Open a list
	Add a new record
	Navigate to the first record
	Navigate to the last record
	Navigate to the previous record
	Navigate to the next record
	Grid view

Table 1-4 (Cont.) Symbols and Icons - Common








Symbol/Icon	Function
	List view
	Refresh
	Click this icon to add a new row.
	Click this icon to delete an existing row.
	Click to view the created record.
	Click to modify the fields.
	Click to unlock, delete, authorize or view the created record.

Table 1-5 Symbols and Icons - Audit Details


Symbol/Icon	Function
	A user

Table 1-5 (Cont.) Symbols and Icons - Audit Details








Symbol/Icon	Function
	Date and time
	Unauthorized or Closed status
	Authorized or Open status

Table 1-6 Symbols and Icons - Widget

Symbol/Icon	Function
	Open status
	Unauthorized status
	Closed status
	Authorized status

2

PII Data in ELCM

- [Introduction](#)
This topic describes the information about the Oracle Banking Enterprise Limits and Collateral Management implements Privacy By Design by protecting Personally Identifiable Information (PII) data.
- [Maintaining PII Data](#)
This topic describes the information about the Maintaining PII Data.
- [User Personal Information](#)
This topic describes the information about the User Personal Information.
- [Customer Personal Information](#)
This topic describes the information about the Customer Personal Information.

2.1 Introduction

This topic describes the information about the Oracle Banking Enterprise Limits and Collateral Management implements Privacy By Design by protecting Personally Identifiable Information (PII) data.

Personally Identifiable Information (PII) is the information that can be used on its own to identify a person. Any information that is used to distinguish one person from another can be a personally identifiable information. It can be any information like name, contact information, demography information, financial information, SSN, Passport number, and so on. Oracle FLEXCUBE allows you to mask, forget or restrict access to personally identifiable information of a user. You can mask or forget the PII based on the maintenance in Mask Maintenance and Forget Customer PII Maintenance screens.

2.2 Maintaining PII Data

This topic describes the information about the Maintaining PII Data.

If the data comes under the following categories for an individual user, then it is considered as PII data.

- Customer Name
- Customer Contact Information
- Demographic Information
- Financial Information
- Unique Identifiers

Privacy and security features are applied on PII information. Personal identifiable information captured and processed in ELCM application for the following function IDs.

- GCDCOLLT
 - GCDCOLLG
 - GCDCOLLI

- GCDCOLLP
- GEDFACT

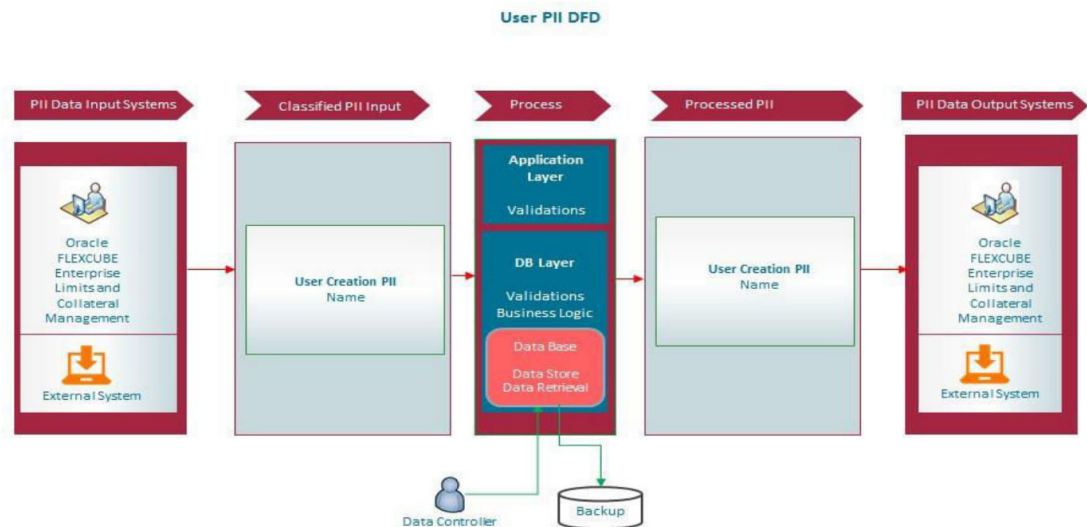
2.3 User Personal Information

This topic describes the information about the User Personal Information.

Table 2-1 User Personal Information

Personal Information Category	Personal Information Data
User Name	Application User

Figure 2-1 User PII DFD



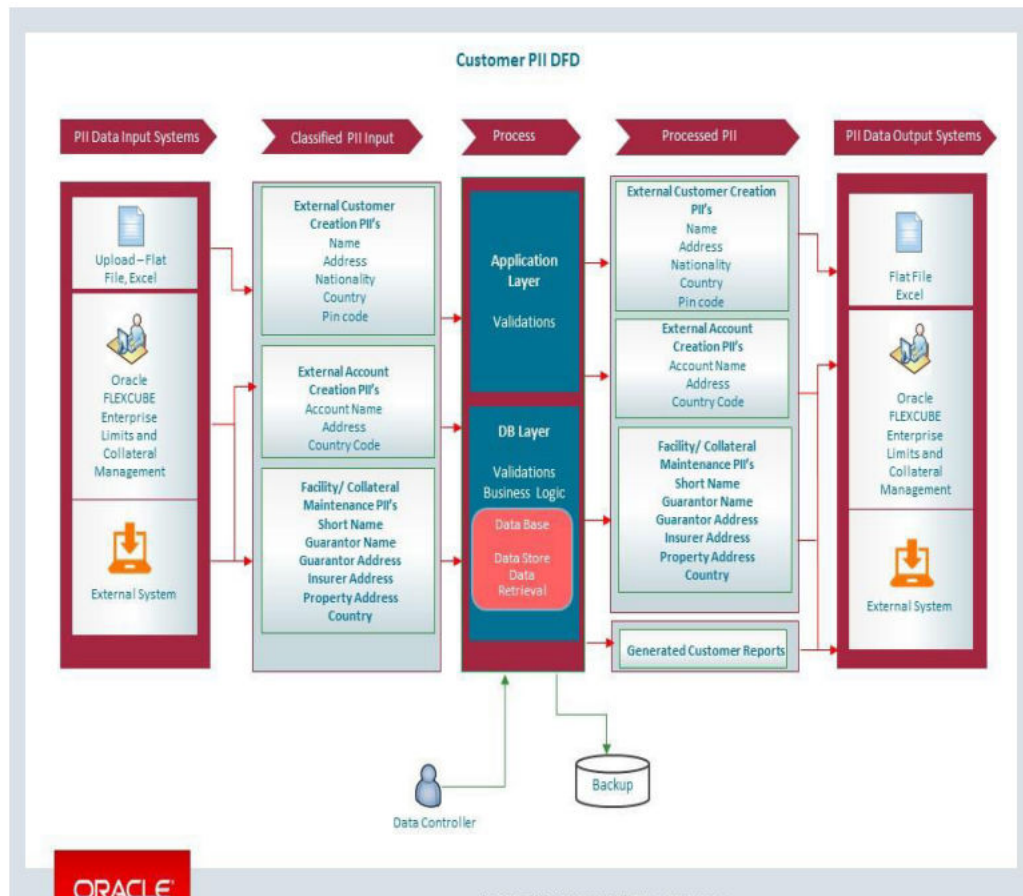
2.4 Customer Personal Information

This topic describes the information about the Customer Personal Information.

Table 2-2 Customer Personal Information

Personal Information Category	Personal Information Data
Customer Name	<ul style="list-style-type: none"> • Short Name • Guarantor Name
Customer Contact Information	Address fields (for Customer, Account, Guarantor, Insurer, Property)
Demography Information	<ul style="list-style-type: none"> • Pin code • Country • Nationality
Financial Information	Customer Account Name

Figure 2-2 Customer Personal Information



Index

C

Customer Personal Information, [2-2](#)

I

Introduction, [2-1](#)

M

Maintaining PII Data, [2-1](#)

U

User Personal Informations, [2-2](#)