

Oracle® Banking Liquidity Management Troubleshooting Guide



Release 14.6.0.0.0

F60930-01

May 2022

The Oracle logo, consisting of a solid red square with the word "ORACLE" in white, uppercase, sans-serif font centered within it.

ORACLE®

Copyright © 2018, 2022, Oracle and/or its affiliates.

This software and related documentation are provided under a license agreement containing restrictions on use and disclosure and are protected by intellectual property laws. Except as expressly permitted in your license agreement or allowed by law, you may not use, copy, reproduce, translate, broadcast, modify, license, transmit, distribute, exhibit, perform, publish, or display any part, in any form, or by any means. Reverse engineering, disassembly, or decompilation of this software, unless required by law for interoperability, is prohibited.

The information contained herein is subject to change without notice and is not warranted to be error-free. If you find any errors, please report them to us in writing.

If this is software or related documentation that is delivered to the U.S. Government or anyone licensing it on behalf of the U.S. Government, then the following notice is applicable:

U.S. GOVERNMENT END USERS: Oracle programs (including any operating system, integrated software, any programs embedded, installed or activated on delivered hardware, and modifications of such programs) and Oracle computer documentation or other Oracle data delivered to or accessed by U.S. Government end users are "commercial computer software" or "commercial computer software documentation" pursuant to the applicable Federal Acquisition Regulation and agency-specific supplemental regulations. As such, the use, reproduction, duplication, release, display, disclosure, modification, preparation of derivative works, and/or adaptation of i) Oracle programs (including any operating system, integrated software, any programs embedded, installed or activated on delivered hardware, and modifications of such programs), ii) Oracle computer documentation and/or iii) other Oracle data, is subject to the rights and limitations specified in the license contained in the applicable contract. The terms governing the U.S. Government's use of Oracle cloud services are defined by the applicable contract for such services. No other rights are granted to the U.S. Government.

This software or hardware is developed for general use in a variety of information management applications. It is not developed or intended for use in any inherently dangerous applications, including applications that may create a risk of personal injury. If you use this software or hardware in dangerous applications, then you shall be responsible to take all appropriate fail-safe, backup, redundancy, and other measures to ensure its safe use. Oracle Corporation and its affiliates disclaim any liability for any damages caused by use of this software or hardware in dangerous applications.

Oracle, Java, and MySQL are registered trademarks of Oracle and/or its affiliates. Other names may be trademarks of their respective owners.

Intel and Intel Inside are trademarks or registered trademarks of Intel Corporation. All SPARC trademarks are used under license and are trademarks or registered trademarks of SPARC International, Inc. AMD, Epyc, and the AMD logo are trademarks or registered trademarks of Advanced Micro Devices. UNIX is a registered trademark of The Open Group.

This software or hardware and documentation may provide access to or information about content, products, and services from third parties. Oracle Corporation and its affiliates are not responsible for and expressly disclaim all warranties of any kind with respect to third-party content, products, and services unless otherwise set forth in an applicable agreement between you and Oracle. Oracle Corporation and its affiliates will not be responsible for any loss, costs, or damages incurred due to your access to or use of third-party content, products, or services, except as set forth in an applicable agreement between you and Oracle.

Contents

Preface

| | |
|----------------------------|-----|
| Purpose | v |
| Audience | v |
| Acronyms and Abbreviations | v |
| List of Topics | v |
| Prerequisites | vi |
| General Prevention | vi |
| Best Practices | vi |
| Related Documents | vii |

1 Troubleshooting Technical Flows

| | | |
|---------|---|-----|
| 1.1 | Where is the Problem | 1-1 |
| 1.2 | Preliminary Checks from UI | 1-2 |
| 1.3 | Troubleshooting Environmental Issues | 1-3 |
| 1.3.1 | Possible Issues While Deploying Services | 1-3 |
| 1.3.1.1 | Service Deployment is failing due to Flyway | 1-3 |
| 1.3.1.2 | Other possible issues | 1-4 |
| 1.3.2 | Possible Issues in Login and Screen Launch | 1-4 |
| 1.3.2.1 | Login Page is not Launching | 1-4 |
| 1.3.2.2 | Unable to login after launching the application | 1-5 |
| 1.3.2.3 | Unable to login after restarting the services | 1-5 |
| 1.3.2.4 | Menus are not displayed after logging in | 1-6 |
| 1.3.2.5 | Screens are not launching after logging in | 1-6 |

2 Troubleshooting Kafka

| | | |
|-------|--|-----|
| 2.1 | Consumer Services | 2-1 |
| 2.2 | Producer Services | 2-1 |
| 2.3 | Debugging Consumer/Producer health and troubleshooting | 2-1 |
| 2.3.1 | Logs to analyze | 2-1 |
| 2.3.2 | Tables to analyze | 2-2 |

| | | |
|-----|----------------|-----|
| 2.4 | Configurations | 2-2 |
|-----|----------------|-----|

3 Health Checks

| | | |
|-----|----------------------|-----|
| 3.1 | Eureka Dashboard | 3-1 |
| 3.2 | Application Services | 3-1 |

4 Troubleshooting Application Workflows

| | | |
|---------|---|------|
| 4.1 | Oracle Banking Liquidity Management – Subdomains List | 4-1 |
| 4.2 | Micro Frontend Architecture | 4-2 |
| 4.2.1 | First level issues | 4-4 |
| 4.2.1.1 | Error Message not shown | 4-5 |
| 4.2.1.2 | Setting Log file path | 4-5 |
| 4.2.1.3 | Dynamic log generation issues | 4-6 |
| 4.2.1.4 | Call is failing in Gateway | 4-7 |
| 4.2.1.5 | Logs are not generated | 4-8 |
| 4.2.1.6 | Code error in GCS side | 4-8 |
| 4.2.1.7 | 404 Error | 4-8 |
| 4.2.1.8 | 500 Internal Error | 4-8 |
| 4.2.2 | Transaction Data Verification | 4-9 |
| 4.3 | Payment Service Integration Troubleshooting | 4-9 |
| 4.3.1 | Balance Fetch (FCUBS) is failing | 4-10 |
| 4.3.2 | Accounting call (FCUBS) is failing | 4-10 |
| 4.3.3 | OBPM call is failing | 4-10 |
| 4.4 | Troubleshooting SMS Errors | 4-11 |
| 4.5 | Oracle Banking Routing Hub Configuration | 4-11 |

5 Troubleshooting OutOfMemory issues

| | | |
|---------|---------------------------|-----|
| 5.1 | Extracting Heapdump | 5-1 |
| 5.1.1 | Heap Dump | 5-1 |
| 5.1.1.1 | Remote Heap Monitor setup | 5-1 |
| 5.2 | JFR Tool in Java | 5-2 |
| 5.3 | Quick Recovery | 5-2 |

A Business Error Codes

Index

Preface

- [Purpose](#)
- [Audience](#)
- [Acronyms and Abbreviations](#)
- [List of Topics](#)
- [Prerequisites](#)
- [General Prevention](#)
- [Best Practices](#)
- [Related Documents](#)

Purpose

This guide helps the users on the issues within the application. It describes various methods to figure out the error and then troubleshoot it.

Audience

This guide is intended for the software developers and software testers.

Acronyms and Abbreviations

The list of the acronyms and abbreviations used in this guide are as follows:

Table 1 Acronyms and Abbreviations

| Abbreviation | Description |
|--------------|-------------------------------|
| SMS | Security Management System |
| CMC | Common Core Service |
| MOC | Mid office Common Core |
| ELK | Elasticsearch Logstash Kibana |

List of Topics

This guide is organized as follows:

Table 2 List of Topics

| Topics | Description |
|---|---|
| Troubleshooting Technical Flows | This topic describes the platform wide troubleshooting of technical flows and includes UI side checking, and some environment issues of WebLogic. |
| Troubleshooting Kafka | This topic describes the information on the troubleshooting kafka. |
| Health Checks | This topic provides information about the health check measures and observability required. |
| Troubleshooting Application Workflows | This topic describes the Oracle Banking Liquidity Management specific troubleshooting of flows and specific data stores that can be checked for issues. |
| Troubleshooting OutOfMemory issues | This chapter describes about the information on troubleshooting OutOfMemory issues. |

Prerequisites

Prerequisites for End Users

The prerequisites are as follows:

- Basic understanding of Eventing platform
- Basic understanding application log analysis using tools
- Basic understanding DB changes

Pre-installed Softwares

The following softwares should be pre-installed:

- Zipkin
- Kafka
- ELK
- Any SQL Database like SQLDEVELOPER
- WinSCP

General Prevention

Do not make any changes to Flyway scripts manually.

Best Practices

The best practices are as follows:

- It is ideal to have ELK stack installed on a separate VM outside the product VMs to ensure the flow of logs in case of an app crash.
- Log levels can be adjusted to INFO and above to enable relevant logs to flow in.

Related Documents

The related documents are as follows:

- *Oracle Banking Common Core User Guide*
- *Oracle Banking Getting Started User Guide*
- *Oracle Banking Security Management System User Guide*
- *Oracle Banking Liquidity Management User Guide*
- *Oracle Banking Liquidity Management Configuration Guide*
- *Oracle Banking Liquidity Management File Upload User Guide*
- *Oracle Banking Liquidity Management Data Migration User Guide*

1

Troubleshooting Technical Flows

This topic describes about various programming issues, possible causes, and solutions to resolve the issues.

This topic contains the following subtopics:

- [Where is the Problem](#)
This topic describes about troubleshooting the problem in the distributed system.
- [Preliminary Checks from UI](#)
This topic provides systematic instructions to launch the application and check for the basic errors.
- [Troubleshooting Environmental Issues](#)
This topic describes about the troubleshooting environmental issues.

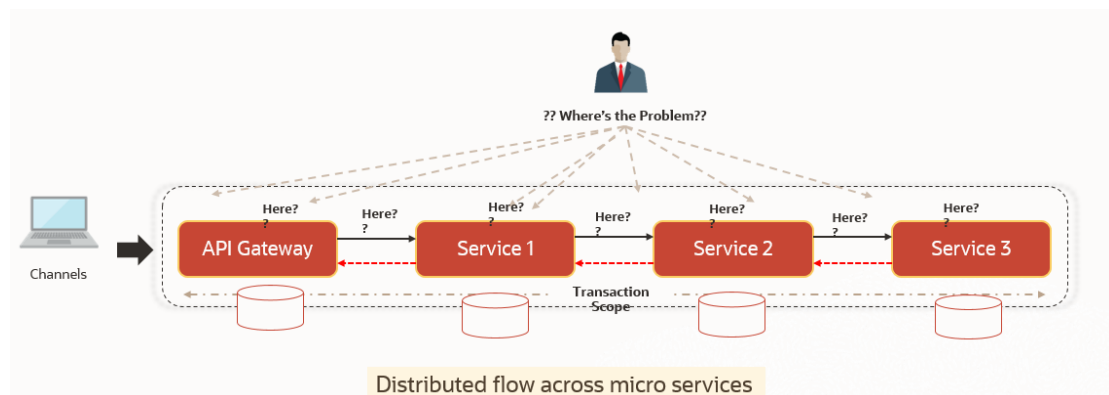
1.1 Where is the Problem

This topic describes about troubleshooting the problem in the distributed system.

Troubleshooting the problem in the distributed system can be challenging, if not understood fully. Each product has UI application components and service side application components. Each side requires different troubleshooting techniques and various logs that can be used to corroborate the problem.

It is important to establish the area of the problem on the service side. It can be achieved by a complete understanding of UI and service side flows along with the data architecture of an application.

Figure 1-1 Distributed Flow Across Micro Services



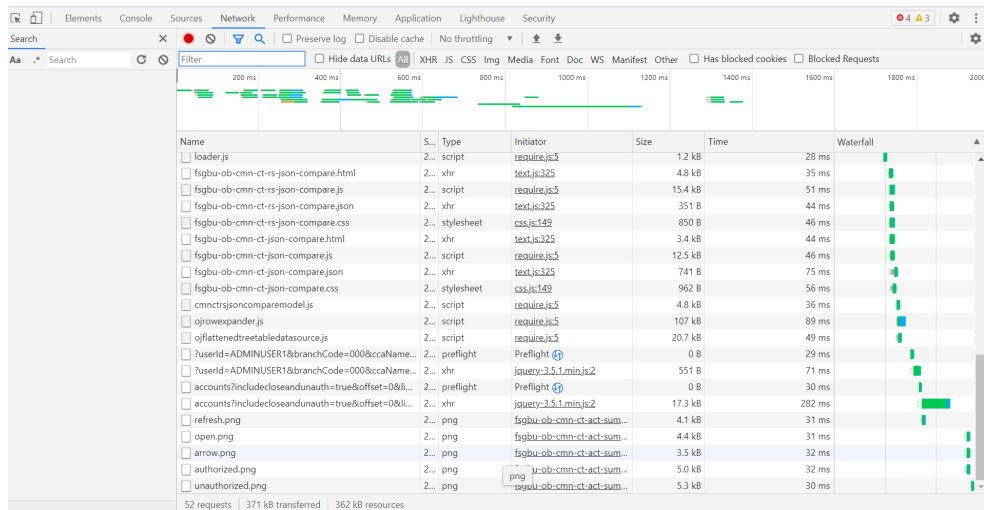
1.2 Preliminary Checks from UI

This topic provides systematic instructions to launch the application and check for the basic errors.

This section describes how to launch the application and check for the basic errors. Perform the following steps:

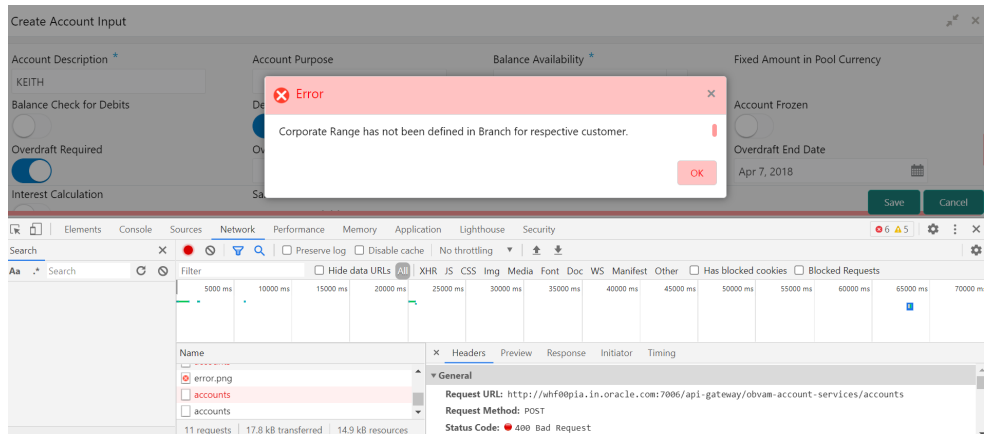
1. Launch the application with delegated URL.
2. Press **F12** key and select **Inspect and See network**.
3. Verify that all the call responses are successful.

Figure 1-2 Call Responses



Note:
Usually Red color indicates non 2xx HTTP response.

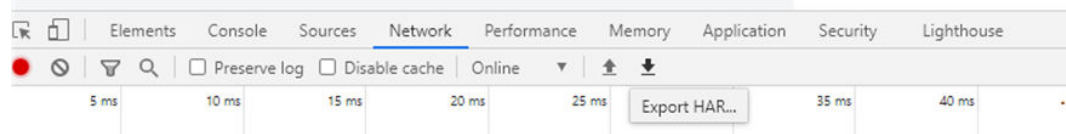
Figure 1-3 Non 2xx Response



4. Export the trace using the **Export** in browsers.

Example: The user can see the export option as shown below in Chrome.

Figure 1-4 Export Option



 **Note:**

The tools such as **Fiddler** and **Wireshark** can be used to get the browser to API gateway web traffic. This helps to investigate the exact request and response payloads exchanged between UI and API Gateway.

1.3 Troubleshooting Environmental Issues

This topic describes about the troubleshooting environmental issues.

This topic contains the following subtopics:

- [Possible Issues While Deploying Services](#)
This topic describes the possible issues while deploying services
- [Possible Issues in Login and Screen Launch](#)
This topic describes the possible issues that may occur while logging in and launching the screens.

1.3.1 Possible Issues While Deploying Services

This topic describes the possible issues while deploying services

This topic contains the following subtopics:

- [Service Deployment is failing due to Flyway](#)
This topic describes the Service Deployment is failing due to Flyway
- [Other possible issues](#)
This topic describes the Other possible issues while deploying the server.

1.3.1.1 Service Deployment is failing due to Flyway

This topic describes the Service Deployment is failing due to Flyway

If the service deployment is failing due to flyway, verify that the object or record is already present and make changes in the flyway scripts accordingly.

You may check **flyway_schema_history** table of the respective schema for finding the flyway script entries.

1.3.1.2 Other possible issues

This topic describes the Other possible issues while deploying the server.

The other possible issue while deploying services could be multiple versions of dependency jars present in the war file.

```
weblogic.application.naming.EnvironmentExceptioncmc-customer-services-  
{version}.war
```

1.3.2 Possible Issues in Login and Screen Launch

This topic describes the possible issues that may occur while logging in and launching the screens.

This topic contains the following subtopics:

- [Login Page is not Launching](#)
This topic provides the systematic instructions if login page is not launching.
- [Unable to login after launching the application](#)
This topic describes the possible issues for Unable to login after launching the application.
- [Unable to login after restarting the services](#)
This topic describes the issues to login after restarting the services
- [Menus are not displayed after logging in](#)
This topic describes the issues of Menus are not displayed after logging in.
- [Screens are not launching after logging in](#)
This topic describes the issues of Screens are not launching after logging in

1.3.2.1 Login Page is not Launching

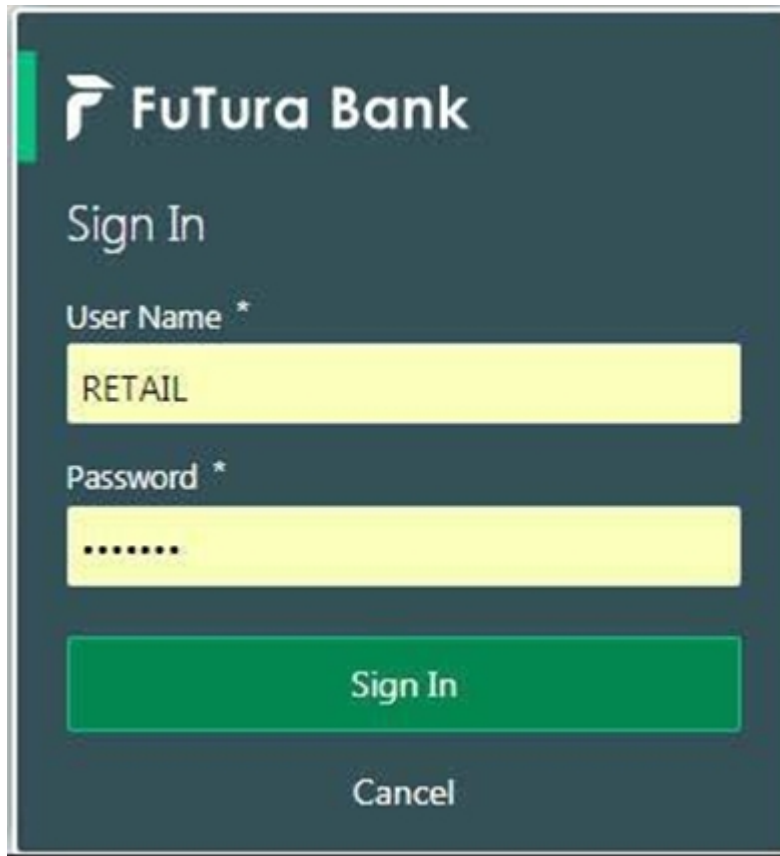
This topic provides the systematic instructions if login page is not launching.

1. Check whether the app-shell war file is deployed.
2. Make sure that the war file is up and running in the deployed managed server and try to login.
3. Check whether the user has logged in with the appshell URL according to the war file deployed.
4. Check whether the required component-server wars like cmc-component-server, obvam-component-server etc are also deployed along with the app-shell.

Example: `http://<ip-address>:<Port>/app-shell/index.jsp` will load the login page of the application.

In the above URL, the name `app-shell` is dynamic which depends on the name of war file deployed.

Figure 1-5 Sign In



1.3.2.2 Unable to login after launching the application

This topic describes the possible issues for Unable to login after launching the application.

Perform the following check if you are not able to login after the application is launched

- Make sure that the plato-api-gateway service, plato-ui-config service, sms-core-service, and common core services are up and running.

Figure 1-6 Services

| | | | |
|--------------------------|---------|-----|----------|
| PLATO-API-GATEWAY | n/a (1) | (1) | UP (1) - |
| PLATO-BATCH-SERVER | n/a (1) | (1) | UP (1) - |
| PLATO-DISCOVERY-SERVICE | n/a (1) | (1) | UP (1) - |
| PLATO-O | n/a (1) | (1) | UP (1) - |
| PLATO-ORCH-SERVICE | n/a (1) | (1) | UP (1) - |
| PLATO-UI-CONFIG-SERVICES | n/a (1) | (1) | UP (1) - |
| SMS-CORE-SERVICES | n/a (1) | (1) | UP (1) - |

1.3.2.3 Unable to login after restarting the services

This topic describes the issues to login after restarting the services

If you are not able to login after restarting the services, make sure that the LDAP server is up and running, and check if the entered credentials are correct.

1.3.2.4 Menus are not displayed after logging in

This topic describes the issues of Menus are not displayed after logging in.

After you log in, if the menus are not displayed, map the functional activity codes in the table **SMS_TM_ROLE_ACTIVITY**

Once it is mapped, check if the corresponding role is assigned to your user id.

1.3.2.5 Screens are not launching after logging in

This topic describes the issues of Screens are not launching after logging in

If you are not able to launch the screens after logging in, make sure that the respective services are up and running.



Note:

Verify the VPN connection while trying to troubleshoot the issues related to page launching, etc.

2

Troubleshooting Kafka

This topic describes about the troubleshooting Kafka.

This topic contains the following subtopics:

- [Consumer Services](#)
This topic describes about the Consumer Services.
- [Producer Services](#)
This topic describes about the Producer Services.
- [Debugging Consumer/Producer health and troubleshooting](#)
This topic describes about the Debugging Consumer/Producer health and troubleshooting.
- [Configurations](#)
This topic describes about the Configurations.

2.1 Consumer Services

This topic describes about the Consumer Services.

Oracle Banking Liquidity Management consumer service can be referred at **Async Application Program Interface Guide**

2.2 Producer Services

This topic describes about the Producer Services.

Oracle Banking Liquidity Management Producer service can be referred at **Async Application Program Interface Guide**

2.3 Debugging Consumer/Producer health and troubleshooting

This topic describes about the Debugging Consumer/Producer health and troubleshooting.

This topic contains the following subtopics:

- [Logs to analyze](#)
This topic describes about the Logs to analyze.
- [Tables to analyze](#)
This topic describes about the Tables to analyze.

2.3.1 Logs to analyze

This topic describes about the Logs to analyze.

oblm-integration-services logs should be checked.

2.3.2 Tables to analyze

This topic describes about the Tables to analyze.

The below table provides the values to be verified to confirm accurate functioning of the consumer/producer service.

Table 2-1 Tables to analyze

| Table Name | Column Name | Possible Values |
|------------------------|--------------|---|
| lmx_tb_event_log | is_published | The available options are: <ul style="list-style-type: none">• Y - Published• N - Not published• E - Error and won't be published as it reached the max retry set by customer |
| plato_eventhub_in_log | - | - |
| plato_eventhub_out_log | status | SENT - Published successfully |

2.4 Configurations

This topic describes about the Configurations.

For kafka setup, refer to **Oracle Banking Microservices Platform Foundation Installation Guide** and for the application-level setup, all the properties are declared in the yaml file of integration services.

3

Health Checks

This topic describes about Health Checks.

This topic contains the following subtopics:

- [Eureka Dashboard](#)
This topic describes about Eureka Dashboard.
- [Application Services](#)
This topic describes about application services.

3.1 Eureka Dashboard

This topic describes about Eureka Dashboard.

Until the health check API's implemented, the health must be monitored using WebLogic JVM managed server status and Eureka instance.

Figure 3-1 Eureka Dashboard

| Instances currently registered with Eureka | | | |
|--|---------|--------------------|----------|
| Application | AMIs | Availability Zones | Status |
| CMC-ACCOUNT-SERVICES | n/a (1) | (1) | UP (1) - |
| CMC-BASE-SERVICES | n/a (1) | (1) | UP (1) - |
| CMC-BRANCH-SERVICES | n/a (1) | (1) | UP (1) - |
| CMC-CURRENCY-SERVICES | n/a (1) | (1) | UP (1) - |
| CMC-CUSTOMER-SERVICES | n/a (1) | (1) | UP (1) - |
| CMC-EXTERNAL-CHART-ACCOUNT-SERVICES | n/a (1) | (1) | UP (1) - |
| CMC-EXTERNAL-SYSTEM-SERVICES | n/a (1) | (1) | UP (1) - |
| CMC-EXTERNAL-VIRTUAL-ACCOUNT-SERVICES | n/a (1) | (1) | UP (1) - |
| CMC-OBRH-SERVICES | n/a (1) | (1) | UP (1) - |
| CMC-REPORT-SERVICES | n/a (1) | (1) | UP (1) - |
| CMC-SETTLEMENTS-SERVICES | n/a (1) | (1) | UP (1) - |
| CMC-TXN-CODE-SERVICES | n/a (1) | (1) | UP (1) - |
| OBLM-BATCH-SERVICES | n/a (1) | (1) | UP (1) - |
| OBLM-CASH-CONCENTRATION-SERVICES | n/a (1) | (1) | UP (1) - |
| OBLM-DASHBOARD-SERVICES | n/a (1) | (1) | UP (1) - |
| OBLM-ICL-SERVICES | n/a (1) | (1) | UP (1) - |
| OBLM-INTEGRATION-SERVICES | n/a (1) | (1) | UP (1) - |
| OBLM-MAINTENANCE-SERVICES | n/a (1) | (1) | UP (1) - |
| OBLM-POOL-SERVICES | n/a (1) | (1) | UP (1) - |

3.2 Application Services

This topic describes about application services.

Catalog of services required for Oracle Banking Virtual Account Management are as follows:

Table 3-1 Services List

| Group | Service List | Usage |
|-------|------------------------------------|---|
| OBLM | oblm-cash-concentration-services | Used for various sweeps/cash concentration methods. |
| OBLM | oblm-dashboard-services | Used for loading oblm dashboard data |
| OBLM | oblm-icl-services | Used for inter-company loan creation |
| OBLM | oblm-integration-services | Used for integrating with external systems |
| OBLM | oblm-maintenance-services | Used for LM parameter maintenances |
| OBLM | oblm-messaging-services | Used for payment messaging |
| OBLM | oblm-pool-services | Used for pool structures |
| OBLM | oblm-report-services | Used for report generation |
| OBLM | oblm-rtl-services | Used for RTL structure |
| OBLM | oblm-structure-services | Used for account structures |
| OBLM | oblm-sweep-services | Used for sweep executions |
| OBLM | oblm-component-server | Oracle Banking Liquidity Management UI |
| OBLM | obic-bod-batch-services | Used for Interest and Charges |
| OBLM | oblm-ic-config-services | Used for Interest and Charges |
| OBLM | oblm-ic-charge-calc-services | Used for Interest and Charges |
| OBLM | oblm-ic-external-adapter-services | Used for Interest and Charges |
| OBLM | obic-intchg-accting-services | Used for Interest and Charges |
| OBLM | obic-interest-accrual-services | Used for Interest and Charges |
| OBLM | obic-interest-allocate-services | Used for Interest and Charges |
| OBLM | obic-interest-batch-services | Used for Interest and Charges |
| OBLM | obic-interest-calc-services | Used for Interest and Charges |
| OBLM | obic-interest-input-services | Used for Interest and Charges |
| OBLM | obic-interest-liquidation-services | Used for Interest and Charges |
| OBLM | obic-interest-maintqueue-services | Used for Interest and Charges |
| OBLM | obic-interest-resolve-services | Used for Interest and Charges |
| OBLM | obic-maintenance-services | Used for Interest and Charges |
| OBLM | obic-online-liquidation-services | Used for Interest and Charges |
| OBLM | vamlm-charge-services | Used for Interest and Charges |
| PLATO | plato-config-service | Required for PLATO framework |
| PLATO | plato-feed-services | Required for PLATO framework |
| PLATO | plato-alerts-management-services | Required for PLATO framework |
| PLATO | plato-api-gateway | Required for PLATO framework |

Table 3-1 (Cont.) Services List

| Group | Service List | Usage |
|-------|---|---|
| PLATO | plato-discovery-service | Required for PLATO framework |
| PLATO | plato-orch-service | Required for PLATO framework |
| PLATO | plato-o | Required for PLATO framework |
| PLATO | plato-ui-config-services | Required for PLATO framework |
| PLATO | plato-batch-server | Required for PLATO framework |
| PLATO | plato-report-services | Required for PLATO framework |
| SMS | sms-core-services- {version}.war | SMS services |
| SMS | sms-component-server- {version}.war | SMS UI |
| CMC | cmc-obrh-service | Used for routing via OBRH. |
| CMC | cmc-report-service | Common Core Services |
| CMC | cmc-resource-segment- orchestrator-service | Used in screens using gcs like maintenance screens. |
| CMC | cmc-screenclass-services | Common Core Services |
| CMC | cmc-settlements-services | Common Core Services |
| CMC | cmc-txn-code-services | Common Core Services |
| CMC | cmc-account-services | Common Core Services |
| CMC | cmc-advice-services | Common Core Services |
| CMC | cmc-base-services | Common Core Services |
| CMC | cmc-batch-services | Common Core Services |
| CMC | cmc-branch-services | Common Core Services |
| CMC | cmc-businessoverrides- services | Common Core Services |
| CMC | cmc-corebanking-adapter- service | Common Core Services |
| CMC | cmc-currency-services | Common Core Services |
| CMC | cmc-customer-services | Common Core Services |
| CMC | cmc-datasegment-services | Common Core Services |
| CMC | cmc-external-chart- account | Common Core Services |
| CMC | cmc-external-system- services | Common Core Services |
| CMC | cmc-external-virtual- account-services | VAM services |
| CMC | cmc-obrh-services | Common Core Services |
| CMC | cmc-resource-segment- orchestrator-service | Common Core Services |
| CMC | cmc-screenclass-services | Common Core Services |
| CMC | cmc-settlements-services | Common Core Services |
| CMC | cmc-transactioncontroller- services | Common Core Services |
| CMC | cmc-component-server- {version}.war | CMC UI |

Table 3-1 (Cont.) Services List

| Group | Service List | Usage |
|-------|----------------------------------|----------------------|
| CMC | cmc-resourceclass-services | Common Core Services |
| CMC | cmc-charges-calculation-services | Common Core Services |
| PLATO | app-shell-{version}.war | UI |

 **Note:**

Refer to OSDC zip for the exact version number for each service.

4

Troubleshooting Application Workflows

This topic describes the troubleshooting functional workflows applicable to Oracle Banking Liquidity Management.

This topic contains the following subtopics:

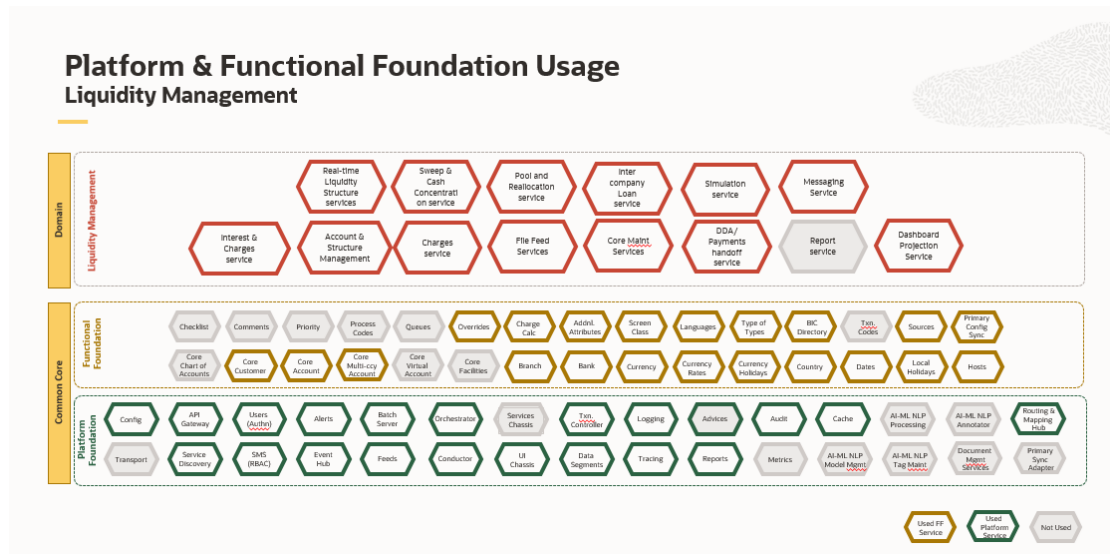
- [Oracle Banking Liquidity Management – Subdomains List](#)
This topic describes about the Oracle Banking Liquidity Management Subdomains List.
- [Micro Frontend Architecture](#)
This topic describes about the Micro Frontend Architecture
- [Payment Service Integration Troubleshooting](#)
The topic describes the possible issues that may occur in payment service integration.
- [Troubleshooting SMS Errors](#)
This topic describes about Troubleshooting SMS Errors.
- [Oracle Banking Routing Hub Configuration](#)
This topic describes about Oracle Banking Routing Hub configuration.

4.1 Oracle Banking Liquidity Management – Subdomains List

This topic describes about the Oracle Banking Liquidity Management Subdomains List.

The subdomains of Oracle Banking Liquidity Management are shown below

Figure 4-1 Composition of Oracle Banking Liquidity Management



4.2 Micro Frontend Architecture

This topic describes about the Micro Frontend Architecture

The Micro Frontend Architectures of Oracle Banking Liquidity Management are shown below:

Figure 4-2 UI – Micro Frontend Architecture

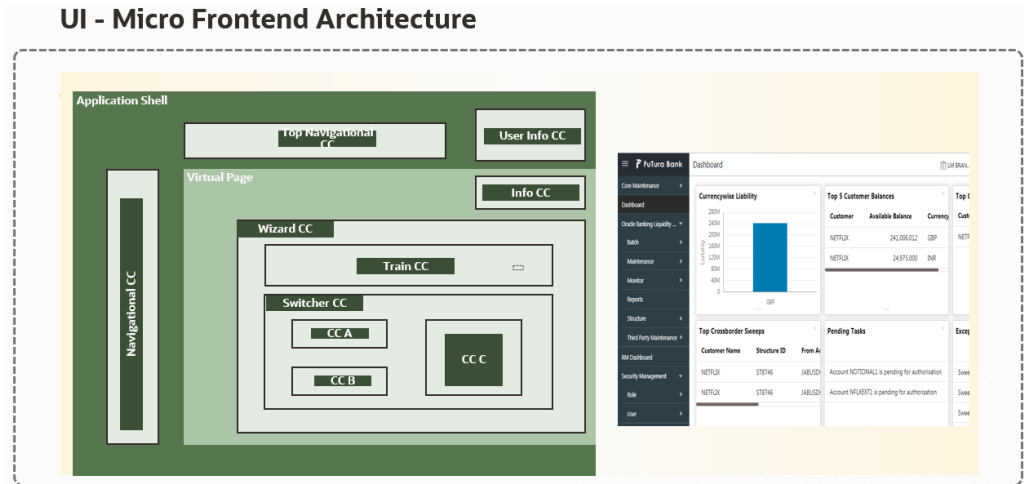
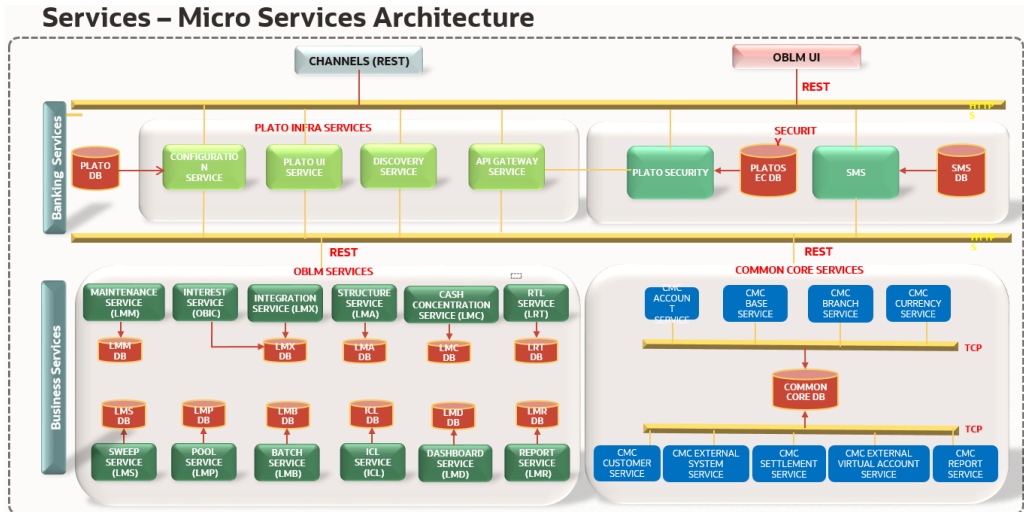
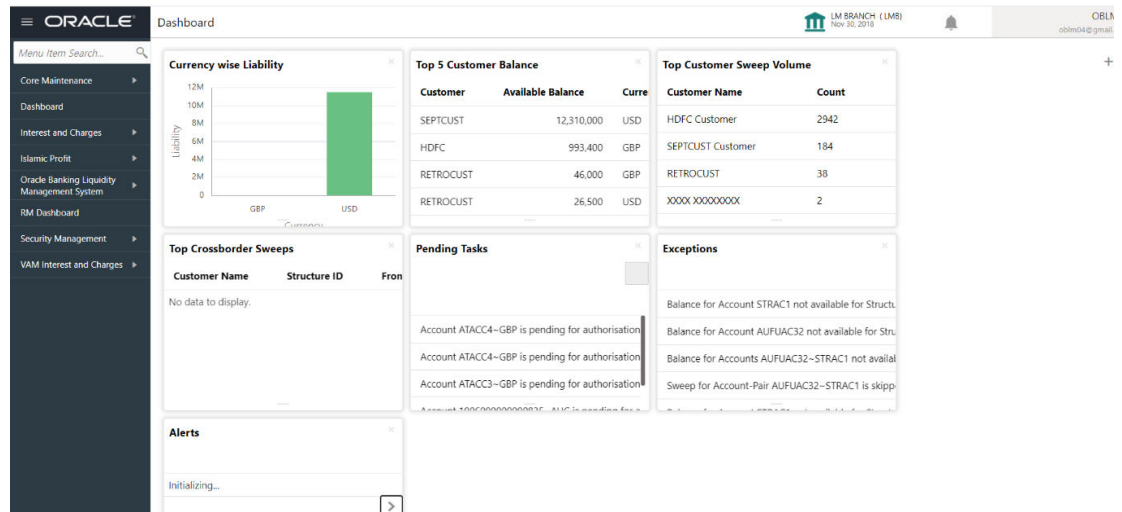


Figure 4-3 Services – Micro Frontend Architecture



On successful login, the Oracle Banking Liquidity Management dashboard screen appears depending on the user privileges.

Figure 4-4 Oracle Banking Liquidity Management Dashboard

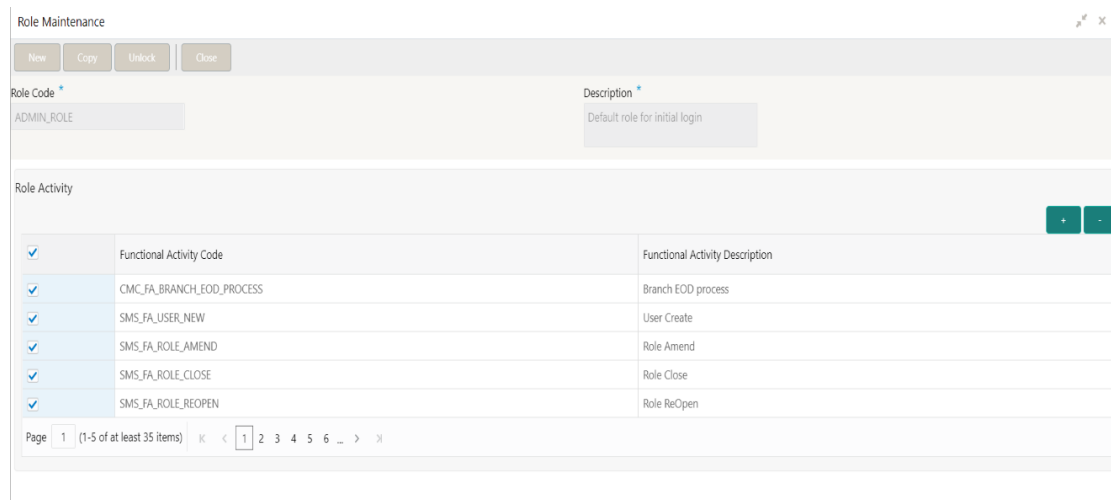


- **User Role Issues**

Role Profile includes access rights to the functional activities that are common to a group of users. A user can be linked to a Role Profile by which you give the user access rights to all the functional activities in the Role Profile.

From **Home** screen, click **Security Management**. Under **Security Management**, click **Role**.

Figure 4-5 Role Maintenance



Only authorized users can access the system with the help of a unique User Login ID and password. The user profile of a user contains the details of the user in four sections - User details, Status, Other details and User role branches.

From **Home** screen, click **Security Management**. Under **Security Management**, click **Role**.

Figure 4-6 Users Maintenance

Users Maintenance
✕

UserDetails

| | | |
|------------|------------|---------------|
| Username * | Login ID * | Home Branch * |
| ESPUSER | ESPUSER | 000 |

Status

| | | | |
|---------------|-------------------|---------------|------------|
| User Status * | Status Changed On | Is Supervisor | Manager ID |
| Enable | Apr 7, 2018 | On | ADMINUSER1 |
| Start Date * | End Date | | |
| Apr 7, 2018 | Apr 7, 2024 | ADMINUSER1 | |

Other Details

| | | | |
|------------------|-------------------------------------|---------------|--------------------------|
| Access to PII | Staff Customer Restriction Required | Customer ID | Email ID |
| On | Off | | oracle.oracle@oracle.com |
| Telephone Number | Home Phone Number | Mobile Number | Fax |
| | | | |
| Theme | Language Code * | | |
| VAM | ESP | | |

User Role Branches

| | Branch Code | Role Code | Role Description |
|--------------------------|-------------|-------------------|--|
| <input type="checkbox"/> | 000 | ADMIN_ROLE | Default role for admin users |
| <input type="checkbox"/> | 000 | ENTITY_ADMIN_ROLE | Default role for admin users |
| <input type="checkbox"/> | 000 | VAM_ALL_ROLE | Grant primitive all functional authority for VAM |

Page 1 of 1 (1-3 of 3 items) | < 1 >

User Applications

| | Application Name | Application Description |
|--------------------------|------------------|-------------------------|
| <input type="checkbox"/> | VAP | VAP |
| <input type="checkbox"/> | VAB | VAB |
| <input type="checkbox"/> | VAE | VAE |
| <input type="checkbox"/> | VAS | VAS |
| <input type="checkbox"/> | VAI | VAI |

Page 1 (1-5 of at least 16 items) | < 1 2 3 4 ... >

Audit

Note:
Make sure that the required Role and User Applications are mapped to the user.

- [First level issues](#)
This topic describes the possible issues that may occur during the basic investigation.
- [Transaction Data Verification](#)
This topic provides the systematic instruction to verify the transaction data.

4.2.1 First level issues

This topic describes the possible issues that may occur during the basic investigation.

This topic contains the following subtopics:

- [Error Message not shown](#)
This topic describes about Error Message not shown.
- [Setting Log file path](#)
This topic describes about Setting Log file path.

- [Dynamic log generation issues](#)
This topic describes about Dynamic log generation issues.
- [Call is failing in Gateway](#)
This topic describes about Call is failing in Gateway.
- [Logs are not generated](#)
This topic describes about Logs are not generated.
- [Code error in GCS side](#)
This topic describes about the error code in GCS Side.
- [404 Error](#)
This topic describes about the 404 Error
- [500 Internal Error](#)
This topic describes about the 500 Internal Error

4.2.1.1 Error Message not shown

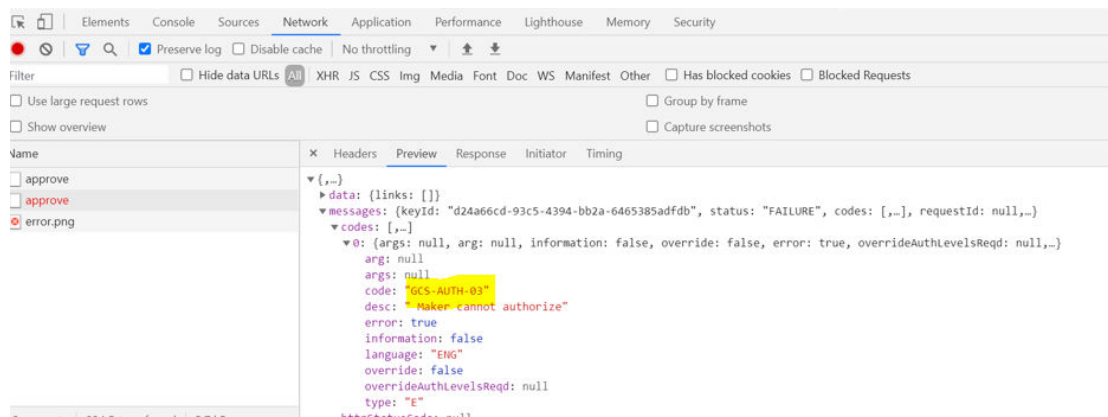
This topic describes about Error Message not shown.

If there are any improper calls, check the ERTB_MSGS table of the respective schema to understand the cause of the error.

1. Press **F12** to open the **Networks**.
2. Check the error code in the response.

Query: SELECT * FROM ERTB_MSGS WHERE ERR_CODE='GCS_AUTH-03'

Figure 4-7 Error Code



4.2.1.2 Setting Log file path

This topic describes about Setting Log file path.

Log generation path needs to be defined in **PLATO_LOGGER_PARAM_CONFIG** table of PLATO schema.

Query: Select * from PLATO_LOGGER_PARAM_CONFIG;

Figure 4-8 PLATO_LOGGER_PARAM_CONFIG

```
select * from plato_logger_param_config
```

| ID | MODIFY_FIELD | PARAM_NAME | PARAM_VAL |
|----|--------------|-------------------|----------------------------|
| 1 | 1 N | LOG_PATH | /scratch/oblm/request-logs |
| 2 | 2 N | LOG_LEVEL | INFO |
| 3 | 3 N | LOG_MSG_WITH_TIME | Y |

4.2.1.3 Dynamic log generation issues

This topic describes about Dynamic log generation issues.

For generating dynamic service logs, insert the data to **PLATO_DEBUG_USERS** table.

Query: Select * from PLATO_DEBUG_USERS;

Figure 4-9 Service Logs

/scratch/oblm/request-logs/

| Name | Size | Changed | Rights |
|---|----------|---------------------|---------|
| oblm-dashboard-services_OBLM02_LMB_2021-05-05.log | 7,341 KB | 5/5/2021 6:55:20 PM | rw-r--- |
| oblm-maintenance-services_OBLM02_LMB_2021-05-05.log | 5,551 KB | 5/5/2021 6:54:01 PM | rw-r--- |
| oblm-batch-services_OBLM02_LMB_2021-05-05.log | 103 KB | 5/5/2021 6:53:43 PM | rw-r--- |
| oblm-integration-services_OBLM02_LMB_2021-05-05.log | 732 KB | 5/5/2021 6:52:31 PM | rw-r--- |
| oblm-structure-services_OBLM02_LMB_2021-05-05.log | 1,443 KB | 5/5/2021 5:25:00 PM | rw-r--- |
| oblm-structure-services_OBLM04_LMB_2021-05-05.log | 1,225 KB | 5/5/2021 5:00:00 PM | rw-r--- |
| oblm-integration-services_OBLM04_LMB_2021-05-05.log | 323 KB | 5/5/2021 5:00:00 PM | rw-r--- |



Note:

Login to WINSOCP and check server logs. Log files for each service will be generated based on the user_id, branch_code and date at the path provided in the plato_logger_param_config table

Figure 4-10 PLATO_DEBUG_USERS

```
select * from plato_debug_users
```

| ID | DEBUG_ENABLED | SERVICE_CODE | USER_ID |
|----|---------------|----------------------------------|---------|
| 1 | 91 Y | cmc-account-services | OBLM02 |
| 2 | 26 Y | oblm-batch-services | OBLM02 |
| 3 | 27 Y | oblm-cash-concentration-services | OBLM02 |
| 4 | 28 Y | oblm-dashboard-services | OBLM02 |
| 5 | 29 Y | oblm-integration-services | OBLM02 |
| 6 | 30 Y | oblm-maintenance-services | OBLM02 |
| 7 | 31 Y | oblm-pool-services | OBLM02 |
| 8 | 32 Y | oblm-report-services | OBLM02 |
| 9 | 33 Y | oblm-rtl-services | OBLM02 |
| 10 | 34 Y | oblm-structure-services | OBLM02 |
| 11 | 35 Y | oblm-sweep-services | OBLM02 |
| 12 | 36 Y | oblm-icl-services | OBLM02 |

4.2.1.4 Call is failing in Gateway

This topic describes about Call is failing in Gateway.

If any API call is failing in Gateway, hit the same API endpoint without passing through api-gateway via the postman.

Figure 4-11 API Gateway

GET http://whf00bjp.in.oracle.com:7205/oblm-maintenance-services/account?customerId=HDFC

Params Authorization Headers (11) Body Pre-request Script Tests Settings

Headers 7 hidden

| KEY | VALUE | DESCRIPTION |
|--|-------|-------------|
| <input checked="" type="checkbox"/> appld | LMM | |
| <input checked="" type="checkbox"/> branchCode | LMB | |

Body Cookies Headers (7) Test Results Status: 200 OK Time: 881 ms Size: 16.88 KB

```

1 {
2   "data": [
3     {
4       "keyId": "668792b5-343e-4b19-8bf5-197a5fd91d5f",
5       "makerId": "KANNAN1",
6       "makerDateStamp": "2018-11-30T04:29:29.000+00:00",
7       "checkerId": "KANNAN2",
8       "checkerDateStamp": "2018-11-30T04:30:25.000+00:00",
9     }
10  ]
11 }

```

**Note:**

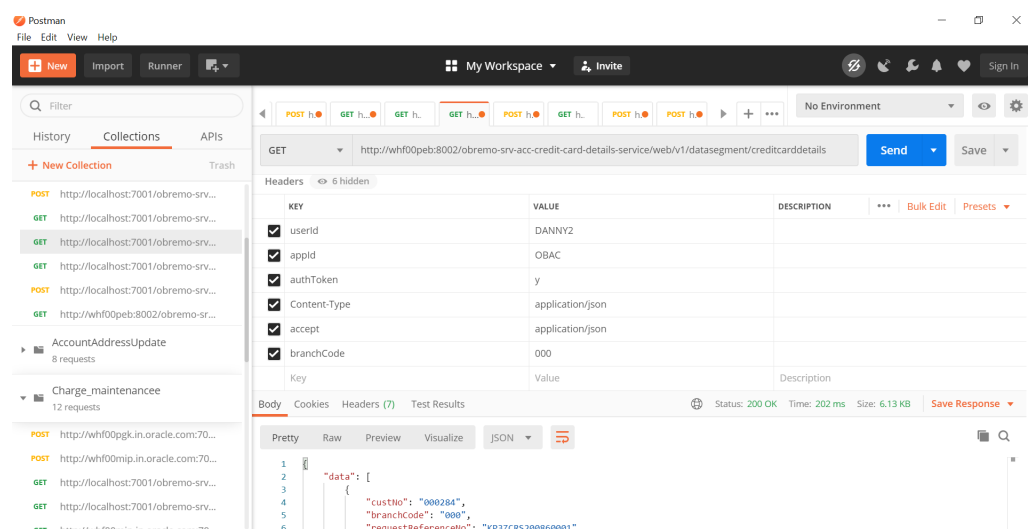
Restart the specific services if required.

4.2.1.5 Logs are not generated

This topic describes about Logs are not generated.

If you are not getting logs, put the loggers across API, hit through postman, and test again.

Figure 4-12 Postman



4.2.1.6 Code error in GCS side

This topic describes about the error code in GCS Side.

If there is any error in GCS side codes, use java de-compiler to debug the error.

4.2.1.7 404 Error

This topic describes about the 404 Error

The possible causes for 404 error are as follows:

- Check service is not running on Eureka
- Check if service is deployed in Weblogic

4.2.1.8 500 Internal Error

This topic describes about the 500 Internal Error

The possible causes for 500 internal error are as follows:

- Issue with Plato entries
- Issue with Eureka
- Service may not be up
- Issue with any peace of code

The server side debugging is needed for the above-mentioned issues, if it is not captured in logs.

4.2.2 Transaction Data Verification

This topic provides the systematic instruction to verify the transaction data.

Follow the best practices mentioned below to avoid getting any errors:

1. In the **IN** request and **OUT** response, verify that all the field data is going to service side.
2. If there is any error related to SMS, check for the availability of SMS entries.
3. Validate the endpoints and data.
4. Validate the request headers passed during the API call.
5. Verify that the data entered in the screen is accurate.

For example: The **Account Number** should be valid.

Figure 4-13 Account Number

| Account Number | Account Description | Branch Code | Currency Code | Virtual Account | Account Type | IBAN | No Credit | No Debit | Blocked |
|----------------|---------------------|-------------|---------------|-----------------|--------------|------|-----------|----------|---------|
| RETOACC2 | RETOACC2 | RET | USD | N | Internal | | N | N | N |

4.3 Payment Service Integration Troubleshooting

The topic describes the possible issues that may occur in payment service integration.

The possible issues and causes are described in the following subtopics:

- [Balance Fetch \(FCUBS\) is failing](#)
This topic describes about the Balance Fetch (FCUBS) is failing.
- [Accounting call \(FCUBS\) is failing](#)
This topic describes about the Accounting call (FCUBS) is failing

- [OBPM call is failing](#)
This topic describes about the OBPM call is failing

4.3.1 Balance Fetch (FCUBS) is failing

This topic describes about the Balance Fetch (FCUBS) is failing.

If Balance Fetch call (FCUBS) is failing, check the lmx_tb_messageLog table for the request and response xml. Execute the following query to verify results:

```
SELECT * FROM LMX_TB_MESSAGE_LOG WHERE EXTSYSLOG_ID IN (SELECT ID FROM LMX_TB_EXTERNAL_SYSTEM_LOG WHERE STRUCTURE_ID = 'ST2021218141725' and METHOD_NAME='BALANCEREQ') AND MSG_LOGDATE='23-FEB-21'
```

Figure 4-14 Balance Fetch (FCUBS) is failing

The screenshot shows a SQL query result in a tool. The query is: `SELECT * FROM LMX_TB_MESSAGE_LOG ltm1 WHERE EXTSYSLOG_ID IN (SELECT ID FROM LMX_TB_EXTERNAL_SYSTEM_LOG ltes1 WHERE STRUCTURE_ID = 'ST2021218141725' and method_name='BALANCEREQ') and msg_logdate='23-FEB-21'`. The result shows 1 row fetched in 0.529 seconds. The table has columns: ID, EXTSYSLOG_ID, REQUEST_MESSAGE, RESPONSE_MESSAGE, and MSG_LOGDATE. The data row shows a long ID, a long EXTSYSLOG_ID, and a partial XML request message starting with `<soapenv:Envelope xmlns:soape...`.

| ID | EXTSYSLOG_ID | REQUEST_MESSAGE | RESPONSE_MESSAGE | MSG_LOGDATE |
|----------------------------|-------------------------|----------------------------------|------------------|-------------|
| 1 b4e50d4d-2bab-4e0c-ae... | 0b21de93-902f-4416-a... | <soapenv:Envelope xmlns:soape... | | 23-FEB-21 |

4.3.2 Accounting call (FCUBS) is failing

This topic describes about the Accounting call (FCUBS) is failing

If accounting call (FCUBS) is failing, check the LMX_TB_MESSAGE_LOG table for the request and response xml. Execute the following query to verify results:

```
SELECT * FROM LMX_TB_MESSAGE_LOG WHERE EXTSYSLOG_ID IN (SELECT ID FROM LMX_TB_EXTERNAL_SYSTEM_LOG WHERE STRUCTURE_ID = 'ST2021218141725' and METHOD_NAME=' FCUBSIFSERVICEFSFS') AND MSG_LOGDATE='23-FEB-21'
```

Figure 4-15 Account calling (FCUBS) is failing

The screenshot shows a SQL query result in a tool. The query is: `SELECT * FROM LMX_TB_MESSAGE_LOG ltm1 WHERE EXTSYSLOG_ID IN (SELECT ID FROM LMX_TB_EXTERNAL_SYSTEM_LOG ltes1 WHERE STRUCTURE_ID = 'ST2021218141725' and method_name='FCUBSIFSERVICEFSFS') and msg_logdate='14-AUG-20'`. The result shows 9 rows fetched in 0.515 seconds. The table has columns: ID, EXTSYSLOG_ID, REQUEST_MESSAGE, RESPONSE_MESSAGE, and MSG_LOGDATE. The data rows show long IDs, long EXTSYSLOG IDs, and partial XML request messages starting with `<soapenv:Envelop...`.

| ID | EXTSYSLOG_ID | REQUEST_MESSAGE | RESPONSE_MESSAGE | MSG_LOGDATE |
|--|--------------|---------------------|----------------------------|-------------|
| 1 7b5acb86-a4e6-40a3-a990-918bfdc67d83 d20ffdf1-e5e7-41d0-82e... | | <soapenv:Envelop... | <?xml version="1.0" enc... | 14-AUG-20 |
| 2 2d04f586-eafc-485d-adf2-f0da909218d5 76fcb00a-043b-4d1b-af1... | | <soapenv:Envelop... | <?xml version="1.0" enc... | 14-AUG-20 |
| 3 ee67e50c-982c-4e28-b259-af22b8168077 de57706b-7261-41f8-865... | | <soapenv:Envelop... | <?xml version="1.0" enc... | 14-AUG-20 |

4.3.3 OBPM call is failing

This topic describes about the OBPM call is failing

If OBPM call is failing, check the LMX_TB_MESSAGE_LOG table for the request and response xml. Execute the following query to verify results:

```
SELECT * FROM LMX_TB_MESSAGE_LOG WHERE EXTSYSLOG_ID IN (SELECT ID  
FROM LMX_TB_EXTERNAL_SYSTEM_LOG WHERE STRUCTURE_ID =  
'ST2021218141725' AND MET
```

4.4 Troubleshooting SMS Errors

This topic describes about Troubleshooting SMS Errors.

The possible issues occur in Security Management System are mentioned below.

- Unable to login after launching the application.
- Menus are not displayed after logging in.

4.5 Oracle Banking Routing Hub Configuration

This topic describes about Oracle Banking Routing Hub configuration.

Refer to Routing Hub Configuration User Guide for the detailed explanation.

5

Troubleshooting OutOfMemory issues

This topic describes about Troubleshooting OutOfMemory issues

This topic contains the following subtopics:

- [Extracting Heapdump](#)
This topic describes about Extracting Heapdump.
- [JFR Tool in Java](#)
This topic describes about JFR Tool in Java.
- [Quick Recovery](#)
This topic provides the troubleshooting Quick Recovery.

5.1 Extracting Heapdump

This topic describes about Extracting Heapdump.

If there is an error like GC Overhead limit exceeded or OutOfMemoryException is thrown while starting the services, the following details need to be shared.

This topic contains the following subtopics:

- [Heap Dump](#)
This topic describes about Heap Dump.

5.1.1 Heap Dump

This topic describes about Heap Dump.

A heap dump is a snapshot of objects that are in memory in the JVM at a certain timestamp in a transaction. Heap dumps help to troubleshoot memory-leak problems and optimize memory usage in microservices. Heap dumps are usually stored in binary format hprof files.

The HeapDumpOnOutOfMemoryError command-line option that generates a heap dump when a java.lang.OutOfMemoryError is thrown can be used to generate heap dumps:

```
java -XX:+HeapDumpOnOutOfMemoryError -XX:HeapDumpPath=<file-or-dir-path>
```

This topic contains the following subtopics:

- [Remote Heap Monitor setup](#)
This topic describes about Remote Heap Monitor setup.

5.1.1.1 Remote Heap Monitor setup

This topic describes about Remote Heap Monitor setup.

Alternatively, one can setup remote heap monitor to observe the memory leaks in the product. Perform the following steps:

1. To enable jmx, set the following environment variable to start jmx:

- -Dcom.sun.management.jmxremote
- -Dcom.sun.management.jmxremote.port=8888
- -Dcom.sun.management.jmxremote.authenticate=false
- -Dcom.sun.management.jmxremote.ssl=false

 **Note:**

If the above variable are set, a jmx service will start on specified port.

2. Setup JVisualVM as follows, to collect heap dumps:
 - Start JVisualVM.
 - Under "Remote" option, add a host.
 - Under new host, add new jmx connection.

 **Note:**

With this setup, the JAVA process can be monitored remotely.

5.2 JFR Tool in Java

This topic describes about JFR Tool in Java.

Java Flight Recorder (JFR) is a tool for collecting diagnostic and profiling data about a running Java application. It is integrated into the Java Virtual Machine (JVM) and causes almost no performance overhead, so it can be used even in heavily loaded production environments.

The below documentation provides steps to use JFRs to collect performance details and profiling data of services and can be used to report performance issues for OBMA services.

5.3 Quick Recovery

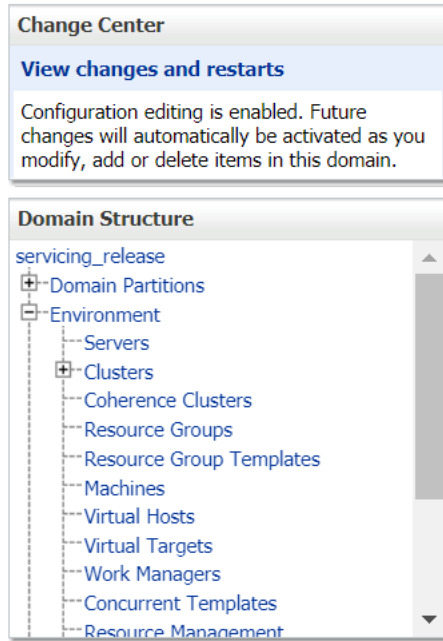
This topic provides the troubleshooting Quick Recovery.

As a quick fix, try to restart the managed server or try to increase the memory allocated to the managed server.

Perform the following steps to increase the memory:

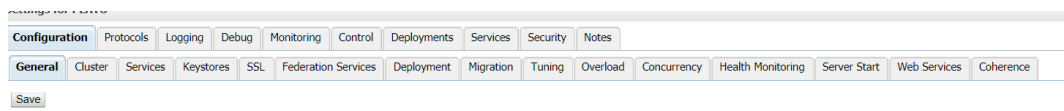
1. Click **Servers**.

Figure 5-1 Domain Structure



2. Select the managed server from which you are getting OutOfMemoryException or GC Overhead Limit exceeded, and click **Server Start** tab.

Figure 5-2 Server Start



3. Specify the memory (which needs to be increased) according to requirement in 512, 1024, 2048 etc., and restart the managed server to fix the issue.

Figure 5-3 Memory Requirements



A

Business Error Codes

This topic describes about error codes and messages.

Table A-1 List of Error Codes

| Error code | Description | Type (E-Error,W-Warning,I-Information) |
|--------------|---|--|
| GCS-AUTH-01 | Record Successfully Authorized | I |
| GCS-AUTH-02 | Valid modifications for approval were not sent. Failed to match | E |
| GCS-AUTH-03 | Maker cannot authorize | E |
| GCS-AUTH-04 | No valid unauthorized modifications found for approval. | E |
| GCS-CLOS-002 | Record Successfully Closed | I |
| GCS-CLOS-01 | Record Already Closed | E |
| GCS-CLOS-02 | Record Successfully Closed | I |
| GCS-CLOS-03 | Unauthorized record cannot be closed, it can be deleted before first authorization | E |
| GCS-COM-001 | Record does not exist | E |
| GCS-COM-002 | Invalid version sent, operation can be performed only on latest version | E |
| GCS-COM-003 | Please Send Proper ModNo | E |
| GCS-COM-004 | Please send makerId in the request | E |
| GCS-COM-005 | Request is Null. Please Resend with Proper Values | E |
| GCS-COM-006 | Unable to parse JSON | E |
| GCS-COM-007 | Request Successfully Processed | I |
| GCS-COM-008 | Modifications should be consecutive. | E |
| GCS-COM-009 | Resource ID cannot be blank or "null". | E |
| GCS-COM-010 | You have successfully cancelled \$1. | I |
| GCS-COM-011 | Argghhh, \$1 failed to update. | E |
| GCS-DEL-001 | Record deleted successfully | I |
| GCS-DEL-002 | Record(s) deleted successfully | I |
| GCS-DEL-003 | Modifications didnt match valid unauthorized modifications that can be deleted for this record | E |
| GCS-DEL-004 | Send all unauthorized modifications to be deleted for record that is not authorized even once. | E |
| GCS-DEL-005 | Only Maker of first version of record can delete modifications of record that is not once authorized. | E |
| GCS-DEL-006 | No valid unauthorized modifications found for deleting | E |
| GCS-DEL-007 | Failed to delete. Only maker of the modification(s) can delete. | E |
| GCS-MOD-001 | Closed Record cannot be modified | E |

Table A-1 (Cont.) List of Error Codes

| Error code | Description | Type (E-Error,W-Warning,I-Information) |
|---------------|---|--|
| GCS-MOD-002 | Record Successfully Modified | I |
| GCS-MOD-003 | Record marked for close, cannot modify. | E |
| GCS-MOD-004 | Only maker of the record can modify before once auth | E |
| GCS-MOD-005 | Not amendable field, cannot modify | E |
| GCS-MOD-006 | Natural Key cannot be modified | E |
| GCS-MOD-007 | only the maker can modify the pending records. | E |
| GCS-OPEN-01 | Teller Batch Record Already Opened | E |
| GCS-OPEN-01 | Record Already Opened | E |
| GCS-REOP-003 | Successfully Reopened | I |
| GCS-REOP-004 | Unauthorized record cannot be reopened, record should be closed and authorized | E |
| GCS-REOP-01 | Unauthorized Record cannot be Reopened | E |
| GCS-REOP-02 | Failed to Reopen the Record, cannot reopen Open records | E |
| GCS-REOP-03 | Successfully Reopened | I |
| GCS-SAV-001 | Record already exists | E |
| GCS-SAV-002 | Record Saved Successfully. | I |
| GCS-SAV-003 | Congratulations!! The record is saved and validated successfully. | I |
| GCS-SAV-004 | Currency Code should be unique | E |
| GCS-SAV-005 | Min cash holding should be lesser than Max cash holding | E |
| GCS-VAL-001 | Congratulations!! Your record is successfully validated. | I |
| ST-SAVE-027 | Request Successfully Processed | I |
| CC-HST-001 | Active \$1 exist for the Host Code | E |
| CC-MOD-001 | \$1 cannot be modified | E |
| CC-MOD-INV | \$1 is invalid | E |
| CMC-LOV-007 | Invalid Limit Currency | E |
| CMC-LOV-011 | Invalid Version | E |
| CC-ACC-002 | Currency should be null for Multi-Currency Account | E |
| CC-ACC-102 | Record already exist for Source Branch and Source Account No combination | E |
| CC-ACC-169 | Reopen not allowed for a closed Customer No | E |
| CC-EC-002 | Record already exist for Account IBAN | E |
| CC-NUL-001 | \$1 cannot be null | E |
| CMC-ACC-FOR01 | Cannot reopen forgotten account | E |
| CMC-ACC-PII01 | User doesnt have access to PII data, cannot perform create or modify operations | E |
| CC-01015 | Default BIC Is Checked For More Than One BIC | E |
| CC-01016 | Swift Address is Mandatory | E |
| CC-01017 | Default BIC Is Not Checked For any BIC | E |

Table A-1 (Cont.) List of Error Codes

| Error code | Description | Type (E-Error,W-Warning,I-Information) |
|---------------|---|--|
| CC-01018 | Same Swift Address is present more than once | E |
| CC-01019 | Mismatch in bank code | E |
| CC-BNK-001 | Branch code is in Open status. Close not allowed. | E |
| CC-BNK-002 | Reopen not allowed for a closed Branch Code | E |
| CC-BNK-003 | Only one Bank Code is allowed. | E |
| CC-BRN-101 | Active account/accounts exist for the branch code. Close not allowed. | E |
| CC-BRN-102 | This is HO branch. Close not allowed. | E |
| CC-CUS-17 | Kindly Enter a Valid Walkin Customer | E |
| CMC-BRN-100 | Branch Status retrieved Successfully | I |
| CMC-BRN-101 | Branch does not exist | E |
| CMC-BRN-CD01 | Date changed successfully | I |
| CMC-BRN-CD02 | Failed to change date, holiday list not maintained properly | E |
| CMC-BRN-EOD01 | Branch Status not in TI, cannot initiate EOD | E |
| CMC-BRN-EOD02 | EOD invoked for the branch | I |
| CMC-BRN-EOD03 | Invalid Branch Code | E |
| CMC-BRN-EOD04 | Eod Requested on Date is not Branch's Today | E |
| CMC-BRN-EOD05 | EOD cannot be invoked on a holiday | E |
| CMC-BRN-EOD06 | Date changed successfully | I |
| CMC-BRN-EOD07 | EOD not invoked, cannot initiate change date | E |
| CMC-BRN-EOD08 | EOF1 job not completed, cannot initiate change date | E |
| CMC-BRN-EOD09 | EOD not invoked, cannot initiate mark TI | E |
| CMC-BRN-EOD10 | Date Change job not completed, cannot initiate TI for next day | E |
| CMC-BRN-EOD11 | Mark TI successful | I |
| CMC-BRN-EOD12 | Branch status not in TI, cannot initiate MarkEOF1 | E |
| CMC-BRN-EOD13 | Branch status not in EOF1, cannot change Date | E |
| CMC-BRN-EOD14 | Branch status for next working date update to BOD | I |
| CMC-BRN-EOD15 | Branch status not in BOD, cannot mark TI | E |
| CMC-BRN-EOD16 | Branch status for next working date update to TI | I |
| CMC-BRN-EOD17 | Branch Status Changed to EOF1 | I |
| CMC-BRN-EOD18 | Invoke Mark TI failed | E |
| CMC-BRN-EOD19 | Date change completed cannot retrigger | E |
| CMC-BRN-EOD20 | Mark TI completed cannot retrigger | E |
| CMC-BRN-EOD21 | Date changed failed | E |
| CMC-BRN-EOD30 | Invalid requested date, failed to parse | E |
| CMC-BRN-EOD31 | Mark Eoti retry initiated | I |
| CMC-BRN-EOD32 | Cannot retry Mark EOF1 which has not failed | E |
| CMC-BRN-EOD33 | Date Changed successfully. \$1 | E |
| CMC-BRN-EOD34 | BOD Batches completed successfully. | I |

Table A-1 (Cont.) List of Error Codes

| Error code | Description | Type (E-Error,W-Warning,I-Information) |
|---------------|---|--|
| CMC-BRN-EOD35 | BOD Batches retrIGGERED successfully. \$1 | E |
| CMC-BRN-EOD36 | \$1. Hence EOFI Failed. | E |
| CC-CUS-167 | Record already exist for customer no and source_system_cust_no combination | E |
| CC-CUS-169 | Active account/accounts exist for the customer no | E |
| CMC-CUS-FOR01 | Record successfully deleted | I |
| CMC-CUS-PII01 | User doesnt have access to PII data, cannot perform create or modify operations | E |
| CMC-FORC-001 | Request is null, not valid. | E |
| CMC-FORC-002 | Forget customers request created successfully. | I |
| CMC-FORC-003 | Failed to create forget entities request. | E |
| CMC-FORC-004 | Invalid id sent, id null | E |
| CMC-FORC-005 | Already authorized | E |
| CMC-FORC-006 | Authorized successfully | I |
| CMC-FORC-007 | Record not found, invalid id. | E |
| CMC-FORC-008 | Cannot delete authorized record | E |
| CMC-FORC-009 | Record successfully deleted | I |
| CMC-FORC-010 | Invalid Customer \$1 added, customer should be valid and in closed and authorized state without pending maintenance | E |
| CMC-FORC-011 | Invalid request. Duplicate requests for customer number \$1 | E |
| ST-CUS-167 | Record already exist for customer no and source_system_cust_no combination | E |
| CMC-CCY-001 | Duplicate records exists in Amount word currency Mapping | E |
| CMC-CCY-002 | Duplicate records exists in Amount Text Mapping | E |
| CMC-CCY-003 | Cannot change Currency Decimal for once authorized currencies | E |
| CMC-CCY-004 | Cannot Change round unit if the round rule is Truncate (T) | E |
| CMC-CCY-005 | Mandatory field Interest Method is not entered | E |
| CMC-CCY-006 | Mandatory field Spot Days is not entered | E |
| CMC-CCY-007 | Mandatory field Settlement Days is not entered | E |
| CMC-CCY-008 | Mandatory field Country is not entered | E |
| CMC-CCY-009 | Mandatory field Rule is not entered | E |
| CMC-CCY-010 | Value should be in range of 0 and 999 for Settlement Days | E |
| CMC-CCY-011 | Mandatory field Unit is not entered | E |
| CMC-CCY-012 | Decimals/ Rounding Unit Mismatch | E |
| CMC-CCY-013 | Numerator of Interest Method is not Actual | E |
| CMC-CCY-014 | Duplicate Alternate Currency Code | E |
| CMC-CCY-015 | Duplicate ISO Numeric Currency Code | E |
| CMC-CCY-016 | Duplicate Euro currency | E |

Table A-1 (Cont.) List of Error Codes

| Error code | Description | Type (E-Error,W-Warning,I-Information) |
|-------------|---|--|
| CMC-CCY-017 | Euro Conversion required cannot be changed for the currency types out, Euro and Euro closed | E |
| CMC-CCY-018 | Spot days is less than x netting days | E |
| CMC-CCY-019 | Currency Cut Off days cannot be greater than spot days for currency | E |
| CMC-CCY-020 | Spot Days for currency cannot be lesser than cut off days for currency | E |
| CMC-CCY-021 | Value should be in range of 1 and 99 for Cut Off Days | E |
| CMC-CCY-022 | Value should be in range of 1 and 23 for Cut Off Hour | E |
| CMC-CCY-023 | Value should be in range of 1 and 59 for Cut Off Min | E |
| CMC-CCY-024 | Value cannot be less than .00000 for Currency Total limit | E |
| CMC-CCY-025 | Value should be in range of 0 and 3 for Currency Decimal | E |
| CMC-CCY-026 | Country Code is Mandatory | E |
| CMC-CCY-027 | Duplicate records exists in Currency Country Mapping | E |
| CMC-CCY-028 | Mandatory field Country is not entered in Currency Country Mapping | E |
| CMC-CCY-029 | Currency Code is NULL | E |
| CMC-CCY-030 | Date is NULL | E |
| CMC-CCY-031 | Date is Invalid (should be in yyyy-mm-dd format) | E |
| CMC-CCY-032 | No record found | E |
| CMC-CCY-033 | Next/Previous indicator is NULL (should be either N or P) | E |
| CMC-CCY-034 | Next/Previous indicator is Invalid (should be either N or P) | E |
| CMC-CCY-035 | Lower Limit Date is Invalid (should be in yyyy-mm-dd format) | E |
| CMC-CCY-036 | Upper Limit Date is Invalid (should be in yyyy-mm-dd format) | E |
| CMC-CCY-037 | Offset is NULL | E |
| CMC-CCY-038 | Offset is Invalid (should be > 0) | E |
| CMC-CCY-039 | Input date should be between Upper limit date and Lower limit date | E |
| CMC-CCY-040 | Duplicate records exists in CurrencyHolidays | E |
| CMC-CCY-041 | Mandatory Through Currency Code is not entered | E |
| CMC-CCY-042 | Cannot change spread definition option for through currency pair | E |
| CMC-CCY-043 | Through currency should be blank if the through currency is unchecked | E |
| CMC-CCY-044 | Through currency has to be of type Euro | E |

Table A-1 (Cont.) List of Error Codes

| Error code | Description | Type (E-Error,W-Warning,I-Information) |
|-------------|--|--|
| CMC-CCY-045 | Through Currency is not allowed for Euro In Currency Pair | E |
| CMC-CCY-046 | Points multiplier should be in the range 0 - 1 | E |
| CMC-CCY-047 | MidRate is invalid | E |
| CMC-CCY-048 | BuySpread is invalid | E |
| CMC-CCY-049 | SaleSpread is invalid | E |
| CMC-CCY-050 | Atleast one Currency Rate Should be Maintained | E |
| CMC-CCY-051 | Duplicate records exists in Rate | E |
| CMC-CCY-052 | Currency Code is NULL | E |
| CMC-CCY-053 | Currency Code is Empty | E |
| CMC-CCY-054 | Amount is NULL | E |
| CMC-CCY-055 | Option is NULL | E |
| CMC-CCY-056 | Option is Empty | E |
| CMC-CCY-057 | Method is NULL | E |
| CMC-CCY-058 | Method is Empty | E |
| CMC-CCY-059 | Decimal is NULL | E |
| CMC-CCY-060 | Units is NULL | E |
| CMC-CCY-061 | Maintenance Country is NULL | E |
| CMC-CCY-062 | Maintenance Country is Empty | E |
| CMC-CCY-063 | Currency1/Currency2/branch Code is NULL | E |
| CMC-CCY-065 | Error in conversion | E |
| CMC-CCY-066 | Rate is not handled for currency1 and currency2 | E |
| CMC-CCY-067 | Rate is not handled for currency2 and currency1 | E |
| CMC-CCY-068 | Error in Amount rounding | E |
| CMC-CCY-069 | Currency definition is not maintained for given currency and maintenance country | E |
| CMC-CCY-070 | Error in getting branch currency and country | E |
| CMC-CCY-071 | Error in getting currency pair for currency1 and currency2 | E |
| CMC-CCY-072 | Error in getting Premium points for currency1 and currency2 | E |
| CMC-CCY-073 | Error in getting rate with through currency | E |
| CMC-CCY-074 | Error in getting Rate | E |
| CMC-CCY-075 | Rate History is not handled for currency1 and currency2 | E |
| CMC-CCY-076 | Rate History is not handled for currency2 and currency1 | E |
| CMC-CCY-077 | Currency Pair is not maintained | E |
| CMC-CCY-078 | Error in purging | E |
| CMC-CCY-079 | Data inadequate in currency Pair Definition | E |
| CMC-LOV-002 | Invalid Currency | E |
| CMC-LOV-003 | Cannot Close the record for which rates are maintained | E |

Table A-1 (Cont.) List of Error Codes

| Error code | Description | Type (E-Error,W-Warning,I-Information) |
|----------------|---|--|
| CMC-LOV-004 | Invalid Language Code | E |
| CMC-LOV-005 | Invalid Country | E |
| CMC-LOV-006 | Invalid GLCode | E |
| CMC-LOV-008 | Invalid Year | E |
| CMC-LOV-009 | Invalid Month | E |
| CMC-LOV-010 | Amount Limit Exceeds | E |
| CMC-LOV-012 | Rate Type \$1 is invalid | E |
| CC-ECA-001 | Active \$1 exist for the Source System | E |
| CMC-LOV-001 | Invalid Source Code | E |
| CC-BIC-010 | Bic code is being used in branch maintenance. Close not allowed. | E |
| CC-BIC02 | The BIC code does not conform to SWIFT standards | E |
| CC-BIC05 | Record already maintained for the customer no | E |
| CC-C00100 | Relationship cannot be No for a Customer Linked BIC Code | E |
| SW-ERR-001 | Sweep not allowed at System level | I |
| SW-ERR-002 | Structure is not active or paused | I |
| SW-ERR-003 | Header account is not active | I |
| SW-ERR-004 | Sweep already pending for structure | I |
| SMS-LOV-001 | Invalid Home Branch | E |
| CMC-VAM-001 | Rolled Back Due to Exception | E |
| ACCPROD-ERR-01 | Unhandled Exception occurred | E |
| ACCPROD-ERR-02 | Invalid Product Accounting entry setup | E |
| IC-ACCERR-01 | Branch Dates could not be resolved | E |
| IC-ACCERR-02 | Failed while fetching user globals | E |
| IC-ACCERR-03 | Could not get account | E |
| IC-ACCERR-04 | Failed during Lookup | E |
| IC-ACCERR-05 | Unhandled exception occurred during Lookup | E |
| IC-ACCERR-06 | Bombed while converting the amount | E |
| IC-ACCERR-11 | Unhandled Exception occurred | E |
| IC-CHGERR-01 | Failed while fetching user globals | E |
| IC-CHGERR-02 | Branch Dates could not be resolved | E |
| IC-CHGERR-03 | Could not get account | E |
| IC-CHGERR-04 | Could not get account | E |
| IC-CHGERR-05 | Error Occurred during Initialization | E |
| IC-CHGERR-06 | Bombed while converting the amount | E |
| IC-CHGERR-07 | Failed while deriving charge amount | E |
| IC-CHGERR-08 | Failed while deriving min/max amount | E |
| IC-CHGERR-09 | Failed during LCY Conversion | E |
| IC-CHGERR-10 | Failed While Caching Details for Charge Slab | E |
| IC-CHGERR-11 | Problem as both discount amt and discount percentage maintained | E |

Table A-1 (Cont.) List of Error Codes

| Error code | Description | Type (E-Error,W-Warning,I-Information) |
|-----------------|--|--|
| IC-CHGERR-12 | Failed while fetching Slab Details | E |
| IC-CHGERR-13 | Failed while fetching Tier Details | E |
| IC-CHGERR-14 | Failed during amount round | E |
| IC-CHGERR-17 | Failed while fetching product details | E |
| IC-CHGERR-19 | Failed during currency conversion | E |
| IC-CHGERR-23 | Failed while fetching Charge Entries | E |
| IC-CHGERR-24 | Failed while Processing Charge | E |
| IC-CHGERR-25 | Failed while updating liqd dates | E |
| IC-CHGERR-28 | Could not get the book type | E |
| CS-PRD002 | Product code cannot be null | E |
| MM-10051 | Product Code should be 4 characters | E |
| BC-00234 | Product End Date cannot be less than today | E |
| IC-PRD061 | Frequency is blank in product preferences | E |
| IC-PRD054 | Value of Accrual Day should be less than or equal to 31 | E |
| IC-PRCBT002 | To Period should be greater than From Period | E |
| IC-PRD201 | Interest liquidation frequency has to be monthly and Liquidation at Month End flag has to be checked if the Split Interest Adj for Prev Year is required | E |
| IC-PRD062 | IC Branch Date not available for the current branch | E |
| IC-BRNC-01 | Invalid Branch Parameter | E |
| IC-RLM069 | Length of Rule Id should be equal to 4 characters | E |
| IC-RL0007 | Rule Id has invalid characters | E |
| IC-RL0008 | Blank characters are not allowed in Rule Id | E |
| IC-RL0009 | Rule Id - First character should be an alphabet or underscore | E |
| IC-RLM061 | Accruals Required should be Unchecked when Book F Lag is "Non-Booked" and periodicity is "Daily/Periodic" | E |
| IC-RLM060 | Rounding Required should be checked when Book F Lag is "Booked" and periodicity is "Daily/Periodic" | E |
| IC-RL0056 | Required atleast one booked formula to save the rule | E |
| IC-RL0048 | Requires atleast one formula with a valid expression for a rule | E |
| IC-RLM044 | Result cannot have logical operator | E |
| IC-RLM016 | SDE Id and UDE Id should be different | E |
| CMC-ACC-SUBAC01 | No SubAccounts available for Multi-Currency Account | E |
| CMC-ACC-SUBAC02 | Exactly one account should be primary account | E |
| CMC-ACC-SUBAC03 | Sub Accounts should have unique currency code | E |
| ACC_PRD-01 | Unhandled Exception occurred | E |
| ACC_PRD-02 | Invalid Product Accounting entry setup | E |

Table A-1 (Cont.) List of Error Codes

| Error code | Description | Type (E-Error,W-Warning,I-Information) |
|-------------|---|--|
| ACC_PRD-03 | Product code cannot be null | E |
| ACC_PRD-04 | IC Branch Date not available for the current branch | E |
| GC-CLS-02 | Record Successfully Closed | I |
| GC-REOP-03 | Successfully Reopened | I |
| IC-ACC-01 | Branch Dates could not be resolved | E |
| IC-ACC-02 | Failed while fetching user globals | E |
| IC-ACC-03 | Could not get account | E |
| IC-ACC-04 | Failed during Lookup | E |
| IC-ACC-05 | Unhandled exception occurred during Lookup | E |
| IC-ACC-06 | Bombed while converting the amount | E |
| IC-ACC-07 | Unhandled Exception occurred | E |
| IC-CHGERR01 | Failed while fetching user globals | E |
| IC-CHGERR02 | Branch Dates could not be resolved | E |
| IC-CHGERR03 | Could not get account | E |
| IC-CHGERR04 | Could not get account | E |
| IC-CHGERR05 | Error Occurred during Initialization | E |
| IC-CHGERR06 | Bombed while converting the amount | E |
| IC-CHGERR07 | Failed while deriving charge amount | E |
| IC-CHGERR08 | Failed while deriving min/max amount | E |
| IC-CHGERR09 | Failed during LCY Conversion | E |
| IC-CHGERR10 | Failed While Caching Details for Charge Slab | E |
| IC-CHGERR11 | Problem as both discount amt and discount percentage maintained | E |
| IC-CHGERR12 | Failed while fetching Slab Details | E |
| IC-CHGERR13 | Failed while fetching Tier Details | E |
| IC-CHGERR14 | Failed during amount round | E |
| IC-CHGERR17 | Failed while fetching product details | E |
| IC-CHGERR19 | Failed during currency conversion | E |
| IC-CHGERR23 | Failed while fetching Charge Entries | E |
| IC-CHGERR24 | Failed while Processing Charge | E |
| IC-CHGERR25 | Failed while updating liqd dates | E |
| IC-CHGERR28 | Could not get the book type | E |
| IC-RULE-01 | SDE Id and UDE Id should be different | E |
| IC-RULE-02 | Result cannot have logical operator | E |
| LMB-ACC-001 | Account \$1 uploaded successfully. | I |
| LMB-ACC-002 | Error while authorizing Core Account | E |
| LMB-ACC-003 | Error while saving core Account | E |
| LMB-ACC-004 | Uploaded File \$1 moved successfully to Archival directory | I |
| LMB-ACC-005 | Account Name is null | E |
| LMB-ACC-006 | Account authorized and uploaded successfully | I |
| LMB-ACC-007 | Error while authorizing LM Account | E |

Table A-1 (Cont.) List of Error Codes

| Error code | Description | Type (E-Error,W-Warning,I-Information) |
|--------------|--|--|
| LMB-ACC-008 | Error while saving LM Account | E |
| LMB-ACC-009 | Account Number is null | E |
| LMB-ACC-010 | Balance saved successfully for \$1 ~ \$2 ~ \$3 | I |
| LMB-ACC-011 | Host Code is null | E |
| LMB-BAT-001 | Failed to update status of batch. | E |
| LMB-BAT-002 | No content in the uploaded file. | E |
| LMB-BAT-003 | Batch Data Next Run date failed. | E |
| LMB-BAT-004 | No file present in the given path. | E |
| LMB-BAT-005 | Uploaded File \$1 moved successfully to Archival directory. | I |
| LMB-BAT-006 | Error while moving file \$1 to Archival directory. | E |
| LMB-BAT-007 | File Not found in the folder. | E |
| LMB-BAT-008 | ValueDate is null. | E |
| LMB-BAT-009 | ValueDate should be in yyyy-MM-dd format. | E |
| LMB-BAT-010 | File Upload failed. | I |
| LMB-BAT-011 | File Uploaded successfully. | I |
| LMB-BAT-012 | Batch Data Next Run date updated. | I |
| LMB-BIC-001 | Bank Record Authorized successfully in Core bank and Oracle Banking Liquidity Management for \$1. | I |
| LMB-BIC-002 | Error in Bank record saving. | E |
| LMB-BIC-003 | Bic Code \$1 uploaded successfully | I |
| LMB-BIC-004 | Error while authorizing BicDirectory. | E |
| LMB-BIC-005 | Error while saving BicDirectory. | E |
| LMB-BIC-006 | Bic Code \$1 Modified successfully. | E |
| LMB-BIC-007 | Error while modify, authorizing BicDirectory. | E |
| LMB-BIC-008 | Error while modifying BicDirectory | E |
| LMB-BIC-009 | Bic Code \$1 Closed successfully. | E |
| LMB-BIC-010 | Error while close authorizing BicDirectory \$1 | E |
| LMB-BIC-011 | Error while Closing BicDirectory. | E |
| LMB-BIC-012 | Bic Code \$1 Unchanged successfully | E |
| LMB-BOD-001 | BOD initiated for branch:- \$1 | I |
| LMB-BOD-002 | Failed to initiated BOD - BOD for branch is already in progress. | E |
| LMB-BOD-003 | Failed to initiated BOD - BOD for branch is already executed for day. | I |
| LMB-BOD-004 | Failed to initiated BOD - DATEFLIP for branch is not executed. | E |
| LMB-BOD-005 | Failed to initiated BOD - EOD for branch is in progress. | E |
| LMB-BOD-006 | Failed to initiated BOD - Not a valid Branch. | E |
| LMB-BOD-007 | Failed to initiated BOD | E |
| LMB-BRAN-001 | Branch Record Authorized successfully in Core Branch and Oracle Banking Liquidity Management for \$1 | E |

Table A-1 (Cont.) List of Error Codes

| Error code | Description | Type (E-Error,W-Warning,I-Information) |
|--------------|--|--|
| LMB-BRAN-002 | Error in Branch core record saving | E |
| LMB-BRAN-003 | Please mention date in the format - MM/dd/yyyy | I |
| LMB-BRAN-004 | Error in Branch record saving | E |
| LMB-BRAN-005 | Branch Holiday uploaded successfully | E |
| LMB-BRAN-006 | Error while authorizing Branch Holiday. | E |
| LMB-BRAN-007 | Error while saving Branch Holiday | E |
| LMB-BRAN-008 | Year is null | E |
| LMB-BRAN-009 | Holidays is nul1 | E |
| LMB-BRAN-010 | Branch Code does not exist. | E |
| LMB-BRAN-011 | Branch Code is null | E |
| LMB-CTRY-001 | Country uploaded successfully. | I |
| LMB-CTRY-002 | Error while authorizing LM Country | E |
| LMB-CTRY-003 | Error while saving LM Country | E |
| LMB-CTRY-004 | Error while authorizing Core Country. | E |
| LMB-CTRY-005 | Error while saving Core Country | E |
| LMB-CTRY-006 | Country Code is null | E |
| LMB-CTRY-007 | Description is null | E |
| LMB-CTRY-008 | IBAN Check is null | E |
| LMB-CUR-001 | Currency CutOff record authorized Successfully in Oracle Banking Liquidity Management | I |
| LMB-CUR-002 | Error in Currency cutoff saving | E |
| LMB-CUR-003 | Currency record authorized Successfully in Oracle Banking Liquidity Management and Common Core for \$1 | I |
| LMB-CUR-004 | Error in Currency Definition saving | E |
| LMB-CUR-005 | Error in Currency Core record saving. | E |
| LMB-CUR-006 | Error in Currency saving | E |
| LMB-CUR-007 | Currency Holiday uploaded successfully | I |
| LMB-CUR-008 | Error while authorizing Currency Holiday | E |
| LMB-CUR-009 | Error while saving Currency Holiday | E |
| LMB-CUR-010 | Currency Exchange Rate uploaded successfully | E |
| LMB-CUR-011 | Error while authorizing Currency Exchange Rate | E |
| LMB-CUR-012 | Error while saving Currency Exchange Rate | E |
| LMB-CUR-0013 | Currency 1 is null | E |
| LMB-CUR-014 | Currency 2 is null | E |
| LMB-CUR-015 | Currency Code is null | E |
| LMB-CUST-001 | Customer uploaded successfully | I |
| LMB-CUST-002 | Error while authorizing LM Customer | E |
| LMB-CUST-003 | Error while saving LM Customer | E |
| LMB-CUST-004 | Error while authorizing Core Customer | E |
| LMB-CUST-005 | Error while saving Core Customer | E |
| LMB-CUST-006 | Customer Number is null | E |
| LMB-CUST-007 | Customer Name is null | E |

Table A-1 (Cont.) List of Error Codes

| Error code | Description | Type (E-Error,W-Warning,I-Information) |
|--------------|--|--|
| LMB-CUST-008 | Source System is null | E |
| LMB-CUST-009 | Customer Id does not exist | E |
| LMB-CUST-010 | Parent Customer \$1 does not exist | E |
| LMB-CUST-011 | Customer authorized and uploaded successfully | I |
| LMB-EOD-001 | Failed to initiated EOD - There are Pending Maintenances for Authorization. | E |
| LMB-EOD-002 | Failed to initiated EOD - Branch Contains Sweeps with Pending status. | E |
| LMB-EOD-003 | Failed to initiated EOD - EOD for branch is already completed. | E |
| LMB-EOD-004 | Failed to initiated EOD - EOD for branch is already in progress. | E |
| LMB-EOD-005 | Failed to initiated EOD - Not a valid Branch. | E |
| LMB-EOD-006 | User does not have necessary role. | E |
| LMB-EOD-007 | Failed to initiated EOD. | E |
| LMB-EOD-008 | EOD Post IC initiated for branch:- \$1. | I |
| LMB-EOD-009 | Failed to initiated EOD Post IC - EOD Post IC for branch is already completed. | E |
| LMB-EOD-010 | Failed to initiated EOD Post IC - EOD Post IC for branch is already in progress. | E |
| LMB-EOD-011 | Failed to initiated EOD Post IC - EOD Pre IC for branch is not completed. | E |
| LMB-EOD-012 | Failed to initiated EOD Post IC. | E |
| LMB-EOD-013 | Date Flip for branch completed:- \$1 | I |
| LMB-EOD-014 | Failed to initiated Date Flip. | E |
| LMB-EOD-015 | Failed to initiated Date Flip - EOD Post IC for branch is not completed. | E |
| LMB-EOD-016 | Failed to initiated Date Flip - Not a valid Branch. | E |
| LMB-INT-001 | Interface record Authorized Successfully for \$1. | I |
| LMB-INT-002 | External System Id not found for \$1 | E |
| LMB-INT-003 | Error in Interface saving. | E |
| LMB-SWP-001 | Sweep Instruction saved and uploaded successfully. | E |
| LMB-SWP-002 | Sweep Instruction Record authorized successfully. | E |
| LMB-EOD-017 | EOD initiated for branch :- \$1. | I |
| LMB-EOD-018 | Failed to initiated EOD - BOD for branch not completed. | E |
| LMX-INGT-001 | Account Pair Record Already Exists. | E |
| LMX-INGT-002 | Message already procesed for external reference \$1. | E |
| LMX-INGT-003 | Account Updated Successfully. | E |
| LMM-ACC-001 | Account Status is Mandatory!!! | E |
| LMM-ACC-002 | Account Category is Mandatory!!! | E |
| LMM-ACC-003 | Account Record Created in IC and Authorized successfully | I |

Table A-1 (Cont.) List of Error Codes

| Error code | Description | Type (E-Error,W-Warning,I-Information) |
|----------------|--|--|
| LMM-ACC-004 | Account Record Authorized successfully but failed to create in IC | E |
| LMM-ACC-005 | Account Record Authorized successfully | I |
| LMM-ACC-006 | Account Category validation Failed | E |
| LMM-ACC-007 | Account Status validation Failed | E |
| LMM-ACC-008 | Branch Validation Failed | E |
| LMM-ACC-009 | Account Group Code Not available | E |
| LMM-ACC-010 | Account Number already exists | E |
| LMM-ACC-011 | Customer Id not mapped with User | E |
| LMM-ACC-012 | Customer Id not available | E |
| LMM-ACC-013 | Account authorized in LM but Failure creating account in IC | E |
| LMM-ACC-014 | Record Successfully Modified and Authorized | I |
| LMM-ACC-015 | Failure Authorizing account | E |
| LMM-ACC-016 | Account Updated Successfully | I |
| LMM-ACC-017 | Account Balances Updated Successfully | I |
| RMLINK-COM-001 | User cannot create/modify own records. | E |
| LMP-POOL-001 | Pool not allowed at System level | I |
| LMP-POOL-002 | No Structure exists with given Structure Id | E |
| LMP-POOL-003 | Pool Initiated for structure | I |
| LMP-POOL-004 | Pool Initiated for Branch | I |
| LMP-POOL-005 | Reallocation Initiated for structure | I |
| LMP-POOL-006 | Reallocation executed for Structures | I |
| RTL-ERR-001 | RTL Structure for account does not exist. | E |
| LMA-STR-001 | Structure Validation Successful!!! | I |
| LMA-STR-002 | Error in Structure Validation!!! | E |
| LMA-STR-003 | Record Successfully Submitted and Authorized | I |
| LMA-STR-004 | Failed to Auto Authorize Record | E |
| LMA-STR-005 | Record Successfully Submitted | I |
| LMA-STR-006 | Failed to Submit Record | E |
| LMA-STR-007 | Empty input data | E |
| LMA-STR-008 | Account Category is mandatory \$1 | E |
| LMA-STR-009 | No Header account exists for the structure | E |
| LMA-STR-010 | No Child account exists for the structure | E |
| LMA-STR-011 | Pool Structure Type cannot have Account Type as Sweep | E |
| LMA-STR-012 | Sweep Structure Type cannot have Account Type as Pool | E |
| LMA-STR-013 | Hybrid Structure Type should have both Account Type Pool and Sweep | E |
| LMA-STR-014 | All Selected Accounts must be used in Structure!!! | E |
| LMA-STR-015 | No Linked Account data | E |
| LMA-STR-016 | Structure Status is Incomplete | E |

Table A-1 (Cont.) List of Error Codes

| Error code | Description | Type (E-Error,W-Warning,I-Information) |
|-------------|--|--|
| LMA-STR-017 | No account exists for the structure | E |
| LMA-STR-018 | Interest Method should be I for sweep and hybrid structure | E |
| LMA-STR-019 | Effective Date should be before than end date | E |
| LMA-STR-020 | Central Account Details should be specified for structure having reallocation method as Central Distribution | E |
| LMA-STR-021 | Central Account is not active | E |
| LMA-STR-022 | Central Account does not exist in Oracle Banking Liquidity Management \$1 | E |
| LMA-STR-023 | Structure Id or version no is null \$1 | E |
| LMA-STR-024 | Structure Type is null | E |
| LMA-STR-025 | Structure Status is null | E |
| LMA-STR-026 | Structure Description is null | E |
| LMA-STR-027 | Structure Effective Date is null | E |
| LMA-STR-028 | Structure End Date is null | E |
| LMA-STR-029 | Structure Priority is null | E |
| LMA-STR-030 | Structure Source is null | E |
| LMA-STR-031 | Structure Post Sweep Balance is null | E |
| LMA-STR-032 | Structure Interest Method is null | E |
| LMA-STR-033 | Structure Balance Type is null | E |
| LMA-STR-034 | Structure FX Rate Pick up is null | E |
| LMA-STR-035 | Account is not active \$1 | E |
| LMA-STR-036 | Account is not active or does not exist in Oracle Banking Liquidity Management \$1 | E |
| LMA-STR-037 | Child Account \$1 customer \$2 is not child of Parent Customer | E |
| LMA-STR-038 | Child account cannot be a Notional Account \$1 | E |
| LMA-STR-039 | Parent Account cannot be an External Account \$1 | E |
| LMA-STR-040 | Child of a Notional Account cannot be Sweep Type \$1 | E |
| LMA-STR-041 | Pool type account cannot have instruction attached | E |
| LMA-STR-042 | Pool type account cannot have payment instruction attached \$1 | E |
| LMA-STR-043 | Sweep type account should have payment instruction attached \$1 | E |
| LMA-STR-044 | Sweep Priority should be defined for Account Ref \$1 | E |
| LMA-STR-045 | Reverse sweep Frequency should be assigned is reverse sweep is allowed \$1 | E |
| LMA-STR-046 | Child Branch not available | E |
| LMA-STR-047 | Parent Branch not available | E |
| LMA-STR-048 | Child Bank not available | E |
| LMA-STR-049 | Parent Bank not available | E |

Table A-1 (Cont.) List of Error Codes

| Error code | Description | Type (E-Error,W-Warning,I-Information) |
|-------------|--|--|
| LMA-STR-050 | Cross Border sweep is not allowed for account pair | E |
| LMA-STR-051 | Domestic not allowed for account pair | E |
| LMA-STR-052 | Cross Currency not allowed for account pair | E |
| LMA-STR-053 | Parent Account Currency is null: \$1 | E |
| LMA-STR-054 | Child Account Currency is null: \$1 | E |
| LMA-STR-055 | Multi Bank \$1 not allowed for account pair | E |
| LMA-STR-056 | Multi Bank Pool is not allowed | E |
| LMA-STR-057 | Frequency does not exist in system: \$1 | E |
| LMA-STR-058 | MBCC cut off getting failed for account pair \$1 for the frequency \$1 | E |
| LMA-STR-059 | Header Account of a Pool or Hybrid Structure should be Notional Account \$1 | E |
| LMA-STR-060 | Header Account of a Pool or Hybrid Structure should have reallocation method defined \$1 | E |
| LMA-STR-061 | Acc Level is not correct for account number \$1 | E |
| LMA-STR-062 | Account Sweep priority is same for account number \$1 | E |
| LMA-STR-063 | Multiple Instruction frequency should be different \$1 | E |
| LMA-STR-064 | System Branch does not exist in Oracle Banking Liquidity Management | E |
| LMA-STR-065 | Error in Account Create/Auth | E |
| LMA-STR-066 | Structure Created and Authorized Successfully \$1 | I |
| LMA-STR-067 | Failed to authorize Structure \$1 | E |
| LMA-STR-068 | Structure Created Successfully \$1 | I |
| LMA-STR-069 | Failed to Create Structure \$1 | E |
| LMA-STR-070 | Failed to Create Structure Id:- \$1 | E |
| LMA-STR-071 | Customer not mapped with the user | E |
| LMA-STR-072 | No Customer is mapped with the user | E |
| LMA-STR-073 | data[0] may not be null | E |
| LMA-STR-074 | No User Customer Linkage is available | E |
| LMA-STR-075 | Error in Structure creation | E |
| LMA-STR-076 | Failed to validate Structure Id \$1 as customer mapping is not correct | E |
| LMA-STR-077 | Structure Modified and Authorized Successfully - \$1 | I |
| LMA-STR-078 | Structure Modified Successfully: \$1 | I |
| LMA-STR-079 | Failed to Modify Structure: \$1 | E |
| LMA-STR-080 | Failed to Modify Structure Id \$1 | E |
| LMA-STR-081 | Failed to Modify Structure Id \$1 as Previous Version of Structure is not available | E |
| LMA-STR-082 | Error in Structure modify | E |
| LMA-STR-083 | Next Run Date Updated.. | I |

Table A-1 (Cont.) List of Error Codes

| Error code | Description | Type (E-Error,W-Warning,I-Information) |
|-------------|---|--|
| LMA-STR-084 | Account Record Authorized successfully. | I |
| LMA-STR-085 | Account Record Not Authorized. | E |
| SW-ERR-005 | Structure \$1 does not exist or not active. | E |
| SW-ERR-006 | No Structure selected. | E |
| SW-ERR-007 | No Acc pair selected. | E |
| SW-ERR-008 | Structure is not active:- \$1 | E |
| SW-ERR-009 | Sweep Failed for Structures:- \$1 | E |
| SW-ERR-010 | Sweep executed for Structures. | I |
| SW-ERR-011 | Account Pair Record Already Exists. | E |
| SW-ERR-012 | Structure Sweep Record Already Exists. | E |
| SW-ERR-013 | User does not have necessary roles/activity assigned. | E |
| SW-ERR-014 | Previous handoff is not completed for account pair \$1 | E |
| IC-PRCBT003 | Liquidation Start Date cannot be null | E |
| SW-ERR-015 | Sweep Failed- Account(s) in Structure is on Hold | E |
| LMC-ERR-001 | Fixed amount should be maintained between the range of defined minimum and maximum amount | E |
| LMC-ERR-002 | Instruction is assigned to structure(s). Failed to close | E |
| LMM-ACC-018 | Account Record Modified in IC and Authorized successfully | I |
| LMM-ACC-019 | Account Record Authorized successfully but failed to modify in IC | E |
| IC-ACC-04 | Failed during Lookup | E |
| IC-ACC-05 | Unhandled exception occurred during Lookup | E |
| IC-ACC-06 | Bombed while converting the amount | E |
| IC-ACC-07 | Unhandled Exception occurred | E |
| IC-CHGERR01 | Failed while fetching user globals | E |
| IC-CHGERR02 | Branch Dates could not be resolved | E |
| IC-CHGERR03 | Could not get account | E |
| IC-CHGERR04 | Could not get account | E |
| IC-CHGERR05 | Error Occurred during Initialization | E |
| IC-CHGERR06 | Bombed while converting the amount | E |
| IC-CHGERR07 | Failed while deriving charge amount | E |
| IC-CHGERR08 | Failed while deriving min/max amount | E |
| IC-CHGERR09 | Failed during LCY Conversion | E |
| IC-CHGERR10 | Failed While Caching Details for Charge Slab | E |
| IC-CHGERR11 | Problem as both discount amt and discount percentage maintained | E |
| IC-CHGERR12 | Failed while fetching Slab Details | E |
| IC-CHGERR13 | Failed while fetching Tier Details | E |
| IC-CHGERR14 | Failed during amount round | E |

Table A-1 (Cont.) List of Error Codes

| Error code | Description | Type (E-Error,W-Warning,I-Information) |
|-------------|---|--|
| IC-CHGERR17 | Failed while fetching product details | E |
| IC-CHGERR19 | Failed during currency conversion | E |
| IC-CHGERR23 | Failed while fetching Charge Entries | E |
| IC-CHGERR24 | Failed while Processing Charge | E |
| IC-CHGERR25 | Failed while updating liqd dates | E |
| IC-CHGERR28 | Could not get the book type | E |
| IC-RULE-01 | SDE Id and UDE Id should be different | E |
| IC-RULE-02 | Result cannot have logical operator | E |
| LMB-ACC-001 | Account \$1 uploaded successfully. | I |
| LMB-ACC-002 | Error while authorizing Core Account | E |
| LMB-ACC-003 | Error while saving core Account | E |
| LMB-ACC-004 | Uploaded File \$1 moved successfully to Archival directory | I |
| LMB-ACC-005 | Account Name is null | E |
| LMB-ACC-006 | Account authorized and uploaded successfully | I |
| LMB-ACC-007 | Error while authorizing LM Account | E |
| LMB-ACC-008 | Error while saving LM Account | E |
| LMB-ACC-009 | Account Number is null | E |
| LMB-ACC-010 | Balance saved successfully for \$1 ~ \$2 ~ \$3 | I |
| LMB-ACC-011 | Host Code is null | E |
| LMB-BAT-001 | Failed to update status of batch. | E |
| LMB-BAT-002 | No content in the uploaded file. | E |
| LMB-BAT-003 | Batch Data Next Run date failed. | E |
| LMB-BAT-004 | No file present in the given path. | E |
| LMB-BAT-005 | Uploaded File \$1 moved successfully to Archival directory. | I |
| LMB-BAT-006 | Error while moving file \$1 to Archival directory. | E |
| LMB-BAT-007 | File Not found in the folder. | E |
| LMB-BAT-008 | ValueDate is null. | E |
| LMB-BAT-009 | ValueDate should be in yyyy-MM-dd format. | E |
| LMB-BAT-010 | File Upload failed. | I |
| LMB-BAT-011 | File Uploaded successfully. | I |
| LMB-BAT-012 | Batch Data Next Run date updated. | I |
| LMB-BIC-001 | Bank Record Authorized successfully in Core bank and Oracle Banking Liquidity Management for \$1. | I |
| LMB-BIC-002 | Error in Bank record saving. | E |
| LMB-BIC-003 | Bic Code \$1 uploaded successfully | I |
| LMB-BIC-004 | Error while authorizing BicDirectory. | E |
| LMB-BIC-005 | Error while saving BicDirectory. | E |
| LMB-BIC-006 | Bic Code \$1 Modified successfully. | E |
| LMB-BIC-007 | Error while modify, authorizing BicDirectory. | E |
| LMB-BIC-008 | Error while modifying BicDirectory | E |
| LMB-BIC-009 | Bic Code \$1 Closed successfully. | E |

Table A-1 (Cont.) List of Error Codes

| Error code | Description | Type (E-Error,W-Warning,I-Information) |
|--------------|--|--|
| LMB-BIC-010 | Error while close authorizing BicDirectory \$1 | E |
| LMB-BIC-011 | Error while Closing BicDirectory. | E |
| LMB-BIC-012 | Bic Code \$1 Unchanged successfully | E |
| LMB-BOD-001 | BOD initiated for branch:- \$1 | I |
| LMB-BOD-002 | Failed to initiated BOD - BOD for branch is already in progress. | E |
| LMB-BOD-003 | Failed to initiated BOD - BOD for branch is already executed for day. | I |
| LMB-BOD-004 | Failed to initiated BOD - DATEFLIP for branch is not executed. | E |
| LMB-BOD-005 | Failed to initiated BOD - EOD for branch is in progress. | E |
| LMB-BOD-006 | Failed to initiated BOD - Not a valid Branch. | E |
| LMB-BOD-007 | Failed to initiated BOD | E |
| LMB-BRAN-001 | Branch Record Authorized successfully in Core Branch and Oracle Banking Liquidity Management for \$1 | E |
| LMB-BRAN-002 | Error in Branch core record saving | E |
| LMB-BRAN-003 | Please mention date in the format - MM/dd/yyyy | I |
| LMB-BRAN-004 | Error in Branch record saving | E |
| LMB-BRAN-005 | Branch Holiday uploaded successfully | E |
| LMB-BRAN-006 | Error while authorizing Branch Holiday. | E |
| LMB-BRAN-007 | Error while saving Branch Holiday | E |
| LMB-BRAN-008 | Year is null | E |
| LMB-BRAN-009 | Holidays is nul1 | E |
| LMB-BRAN-010 | Branch Code does not exist. | E |
| LMB-BRAN-011 | Branch Code is null | E |
| LMB-CTRY-001 | Country uploaded successfully. | I |
| LMB-CTRY-002 | Error while authorizing LM Country | E |
| LMB-CTRY-003 | Error while saving LM Country | E |
| LMB-CTRY-004 | Error while authorizing Core Country. | E |
| LMB-CTRY-005 | Error while saving Core Country | E |
| LMB-CTRY-006 | Country Code is null | E |
| LMB-CTRY-007 | Description is null | E |
| LMB-CTRY-008 | IBAN Check is null | E |
| LMB-CUR-001 | Currency CutOff record authorized Successfully in Oracle Banking Liquidity Management | I |
| LMB-CUR-002 | Error in Currency cutoff saving | E |
| LMB-CUR-003 | Currency record authorized Successfully in Oracle Banking Liquidity Management and Common Core for \$1 | I |
| LMB-CUR-004 | Error in Currency Definition saving | E |
| LMB-CUR-005 | Error in Currency Core record saving. | E |
| LMB-CUR-006 | Error in Currency saving | E |

Table A-1 (Cont.) List of Error Codes

| Error code | Description | Type (E-Error,W-Warning,I-Information) |
|--------------|--|--|
| LMB-CUR-007 | Currency Holiday uploaded successfully | I |
| LMB-CUR-008 | Error while authorizing Currency Holiday | E |
| LMB-CUR-009 | Error while saving Currency Holiday | E |
| LMB-CUR-010 | Currency Exchange Rate uploaded successfully | E |
| LMB-CUR-011 | Error while authorizing Currency Exchange Rate | E |
| LMB-CUR-012 | Error while saving Currency Exchange Rate | E |
| LMB-CUR-0013 | Currency 1 is null | E |
| LMB-CUR-014 | Currency 2 is null | E |
| LMB-CUR-015 | Currency Code is null | E |
| LMB-CUST-001 | Customer uploaded successfully | I |
| LMB-CUST-002 | Error while authorizing LM Customer | E |
| LMB-CUST-003 | Error while saving LM Customer | E |
| LMB-CUST-004 | Error while authorizing Core Customer | E |
| LMB-CUST-005 | Error while saving Core Customer | E |
| LMB-CUST-006 | Customer Number is null | E |
| LMB-CUST-007 | Customer Name is null | E |
| LMB-CUST-008 | Source System is null | E |
| LMB-CUST-009 | Customer Id does not exist | E |
| LMB-CUST-010 | Parent Customer \$1 does not exist | E |
| LMB-CUST-011 | Customer authorized and uploaded successfully | I |
| LMB-EOD-001 | Failed to initiated EOD - There are Pending Maintenances for Authorization. | E |
| LMB-EOD-002 | Failed to initiated EOD - Branch Contains Sweeps with Pending status. | E |
| LMB-EOD-003 | Failed to initiated EOD - EOD for branch is already completed. | E |
| LMB-EOD-004 | Failed to initiated EOD - EOD for branch is already in progress. | E |
| LMB-EOD-005 | Failed to initiated EOD - Not a valid Branch. | E |
| LMB-EOD-006 | User does not have necessary role. | E |
| LMB-EOD-007 | Failed to initiated EOD. | E |
| LMB-EOD-008 | EOD Post IC initiated for branch:- \$1. | I |
| LMB-EOD-009 | Failed to initiated EOD Post IC - EOD Post IC for branch is already completed. | E |
| LMB-EOD-010 | Failed to initiated EOD Post IC - EOD Post IC for branch is already in progress. | E |
| LMB-EOD-011 | Failed to initiated EOD Post IC - EOD Pre IC for branch is not completed. | E |
| LMB-EOD-012 | Failed to initiated EOD Post IC. | E |
| LMB-EOD-013 | Date Flip for branch completed:- \$1 | I |
| LMB-EOD-014 | Failed to initiated Date Flip. | E |
| LMB-EOD-015 | Failed to initiated Date Flip - EOD Post IC for branch is not completed. | E |
| LMB-EOD-016 | Failed to initiated Date Flip - Not a valid Branch. | E |

Table A-1 (Cont.) List of Error Codes

| Error code | Description | Type (E-Error,W-Warning,I-Information) |
|----------------|---|--|
| LMB-INT-001 | Interface record Authorized Successfully for \$1. | I |
| LMB-INT-002 | External System Id not found for \$1 | E |
| LMB-INT-003 | Error in Interface saving. | E |
| LMB-SWP-001 | Sweep Instruction saved and uploaded successfully. | E |
| LMB-SWP-002 | Sweep Instruction Record authorized successfully. | E |
| LMB-EOD-017 | EOD initiated for branch :- \$1. | I |
| LMB-EOD-018 | Failed to initiated EOD - BOD for branch not completed. | E |
| LMX-INGT-001 | Account Pair Record Already Exists. | E |
| LMX-INGT-002 | Message already processed for external reference \$1. | E |
| LMX-INGT-003 | Account Updated Successfully. | E |
| LMM-ACC-001 | Account Status is Mandatory!!! | E |
| LMM-ACC-002 | Account Category is Mandatory!!! | E |
| LMM-ACC-003 | Account Record Created in IC and Authorized successfully | I |
| LMM-ACC-004 | Account Record Authorized successfully but failed to create in IC | E |
| LMM-ACC-005 | Account Record Authorized successfully | I |
| LMM-ACC-006 | Account Category validation Failed | E |
| LMM-ACC-007 | Account Status validation Failed | E |
| LMM-ACC-008 | Branch Validation Failed | E |
| LMM-ACC-009 | Account Group Code Not available | E |
| LMM-ACC-010 | Account Number already exists | E |
| LMM-ACC-011 | Customer Id not mapped with User | E |
| LMM-ACC-012 | Customer Id not available | E |
| LMM-ACC-013 | Account authorized in LM but Failure creating account in IC | E |
| LMM-ACC-014 | Record Successfully Modified and Authorized | I |
| LMM-ACC-015 | Failure Authorizing account | E |
| LMM-ACC-016 | Account Updated Successfully | I |
| LMM-ACC-017 | Account Balances Updated Successfully | I |
| RMLINK-COM-001 | User cannot create/modify own records. | E |
| LMP-POOL-001 | Pool not allowed at System level | I |
| LMP-POOL-002 | No Structure exists with given Structure Id | E |
| LMP-POOL-003 | Pool Initiated for structure | I |
| LMP-POOL-004 | Pool Initiated for Branch | I |
| LMP-POOL-005 | Reallocation Initiated for structure | I |
| LMP-POOL-006 | Reallocation executed for Structures | I |
| RTL-ERR-001 | RTL Structure for account does not exist. | E |
| LMA-STR-001 | Structure Validation Successful!!! | I |
| LMA-STR-002 | Error in Structure Validation!!! | E |

Table A-1 (Cont.) List of Error Codes

| Error code | Description | Type (E-Error,W-Warning,I-Information) |
|-------------|--|--|
| LMA-STR-003 | Record Successfully Submitted and Authorized | I |
| LMA-STR-004 | Failed to Auto Authorize Record | E |
| LMA-STR-005 | Record Successfully Submitted | I |
| LMA-STR-006 | Failed to Submit Record | E |
| LMA-STR-007 | Empty input data | E |
| LMA-STR-008 | Account Category is mandatory \$1 | E |
| LMA-STR-009 | No Header account exists for the structure | E |
| LMA-STR-010 | No Child account exists for the structure | E |
| LMA-STR-011 | Pool Structure Type cannot have Account Type as Sweep | E |
| LMA-STR-012 | Sweep Structure Type cannot have Account Type as Pool | E |
| LMA-STR-013 | Hybrid Structure Type should have both Account Type Pool and Sweep | E |
| LMA-STR-014 | All Selected Accounts must be used in Structure!!! | E |
| LMA-STR-015 | No Linked Account data | E |
| LMA-STR-016 | Structure Status is Incomplete | E |
| LMA-STR-017 | No account exists for the structure | E |
| LMA-STR-018 | Interest Method should be I for sweep and hybrid structure | E |
| LMA-STR-019 | Effective Date should be before than end date | E |
| LMA-STR-020 | Central Account Details should be specified for structure having reallocation method as Central Distribution | E |
| LMA-STR-021 | Central Account is not active | E |
| LMA-STR-022 | Central Account does not exist in Oracle Banking Liquidity Management \$1 | E |
| LMA-STR-023 | Structure Id or version no is null \$1 | E |
| LMA-STR-024 | Structure Type is null | E |
| LMA-STR-025 | Structure Status is null | E |
| LMA-STR-026 | Structure Description is null | E |
| LMA-STR-027 | Structure Effective Date is null | E |
| LMA-STR-028 | Structure End Date is null | E |
| LMA-STR-029 | Structure Priority is null | E |
| LMA-STR-030 | Structure Source is null | E |
| LMA-STR-031 | Structure Post Sweep Balance is null | E |
| LMA-STR-032 | Structure Interest Method is null | E |
| LMA-STR-033 | Structure Balance Type is null | E |
| LMA-STR-034 | Structure FX Rate Pick up is null | E |
| LMA-STR-035 | Account is not active \$1 | E |
| LMA-STR-036 | Account is not active or does not exist in Oracle Banking Liquidity Management \$1 | E |
| LMA-STR-037 | Child Account \$1 customer \$2 is not child of Parent Customer | E |

Table A-1 (Cont.) List of Error Codes

| Error code | Description | Type (E-Error,W-Warning,I-Information) |
|-------------|--|--|
| LMA-STR-038 | Child account cannot be a Notional Account \$1 | E |
| LMA-STR-039 | Parent Account cannot be an External Account \$1 | E |
| LMA-STR-040 | Child of a Notional Account cannot be Sweep Type \$1 | E |
| LMA-STR-041 | Pool type account cannot have instruction attached | E |
| LMA-STR-042 | Pool type account cannot have payment instruction attached \$1 | E |
| LMA-STR-043 | Sweep type account should have payment instruction attached \$1 | E |
| LMA-STR-044 | Sweep Priority should be defined for Account Ref \$1 | E |
| LMA-STR-045 | Reverse sweep Frequency should be assigned is reverse sweep is allowed \$1 | E |
| LMA-STR-046 | Child Branch not available | E |
| LMA-STR-047 | Parent Branch not available | E |
| LMA-STR-048 | Child Bank not available | E |
| LMA-STR-049 | Parent Bank not available | E |
| LMA-STR-050 | Cross Border sweep is not allowed for account pair | E |
| LMA-STR-051 | Domestic not allowed for account pair | E |
| LMA-STR-052 | Cross Currency not allowed for account pair | E |
| LMA-STR-053 | Parent Account Currency is null: \$1 | E |
| LMA-STR-054 | Child Account Currency is null: \$1 | E |
| LMA-STR-055 | Multi Bank \$1 not allowed for account pair | E |
| LMA-STR-056 | Multi Bank Pool is not allowed | E |
| LMA-STR-057 | Frequency does not exist in system: \$1 | E |
| LMA-STR-058 | MBCC cut off getting failed for account pair \$1 for the frequency \$1 | E |
| LMA-STR-059 | Header Account of a Pool or Hybrid Structure should be Notional Account \$1 | E |
| LMA-STR-060 | Header Account of a Pool or Hybrid Structure should have reallocation method defined \$1 | E |
| LMA-STR-061 | Acc Level is not correct for account number \$1 | E |
| LMA-STR-062 | Account Sweep priority is same for account number \$1 | E |
| LMA-STR-063 | Multiple Instruction frequency should be different \$1 | E |
| LMA-STR-064 | System Branch does not exist in Oracle Banking Liquidity Management | E |
| LMA-STR-065 | Error in Account Create/Auth | E |
| LMA-STR-066 | Structure Created and Authorized Successfully \$1 | I |
| LMA-STR-067 | Failed to authorize Structure \$1 | E |
| LMA-STR-068 | Structure Created Successfully \$1 | I |
| LMA-STR-069 | Failed to Create Structure \$1 | E |

Table A-1 (Cont.) List of Error Codes

| Error code | Description | Type (E-Error,W-Warning,I-Information) |
|-------------|---|--|
| LMA-STR-070 | Failed to Create Structure Id:- \$1 | E |
| LMA-STR-071 | Customer not mapped with the user | E |
| LMA-STR-072 | No Customer is mapped with the user | E |
| LMA-STR-073 | data[0] may not be null | E |
| LMA-STR-074 | No User Customer Linkage is available | E |
| LMA-STR-075 | Error in Structure creation | E |
| LMA-STR-076 | Failed to validate Structure Id \$1 as customer mapping is not correct | E |
| LMA-STR-077 | Structure Modified and Authorized Successfully - \$1 | I |
| LMA-STR-078 | Structure Modified Successfully: \$1 | I |
| LMA-STR-079 | Failed to Modify Structure: \$1 | E |
| LMA-STR-080 | Failed to Modify Structure Id \$1 | E |
| LMA-STR-081 | Failed to Modify Structure Id \$1 as Previous Version of Structure is not available | E |
| LMA-STR-082 | Error in Structure modify | E |
| LMA-STR-083 | Next Run Date Updated.. | I |
| LMA-STR-084 | Account Record Authorized successfully. | I |
| LMA-STR-085 | Account Record Not Authorized. | E |
| SW-ERR-005 | Structure \$1 does not exist or not active. | E |
| SW-ERR-006 | No Structure selected. | E |
| SW-ERR-007 | No Acc pair selected. | E |
| SW-ERR-008 | Structure is not active:- \$1 | E |
| SW-ERR-009 | Sweep Failed for Structures:- \$1 | E |
| SW-ERR-010 | Sweep executed for Structures. | I |
| SW-ERR-011 | Account Pair Record Already Exists. | E |
| SW-ERR-012 | Structure Sweep Record Already Exists. | E |
| SW-ERR-013 | User does not have necessary roles/activity assigned. | E |
| SW-ERR-014 | Previous handoff is not completed for account pair \$1 | E |
| IC-PRCBT003 | Liquidation Start Date cannot be null | E |
| SW-ERR-015 | Sweep Failed- Account(s) in Structure is on Hold | E |
| LMC-ERR-001 | Fixed amount should be maintained between the range of defined minimum and maximum amount | E |
| LMC-ERR-002 | Instruction is assigned to structure(s). Failed to close | E |
| LMM-ACC-018 | Account Record Modified in IC and Authorized successfully | I |
| LMM-ACC-019 | Account Record Authorized successfully but failed to modify in IC | E |

Index

Numerics

404 Error, [4-8](#)
500 Internal Error, [4-8](#)

A

Accounting call (FCUBS) is failing, [4-10](#)
Application Services, [3-1](#)

B

Balance Fetch (FCUBS) is failing, [4-10](#)
Business Error Codes, [A-1](#)

C

Call is failing in Gateway, [4-7](#)
Code error in GCS side, [4-8](#)
Configurations, [2-2](#)
Consumer Services, [2-1](#)

D

Debugging Consumer/Producer health and
troubleshooting, [2-1](#)
Dynamic log generation issues, [4-6](#)

E

Error Message not shown, [4-5](#)
Eureka Dashboard, [3-1](#)
Extracting Heapdump, [5-1](#)

F

First level issues, [4-4](#)

H

Head Dump, [5-1](#)
Health Checks, [3-1](#)

J

JFR Tool in Java, [5-2](#)

L

Login Page is not Launching, [1-4](#)
Logs are not generated, [4-8](#)
Logs to analyze, [2-1](#)

M

Menus are not displayed after logging in, [1-6](#)
Micro Frontend Architecture, [4-2](#)

O

OBPM call is failing, [4-10](#)
Oracle Banking Liquidity Management –
Subdomains List, [4-1](#)
Oracle Banking Routing Hub Configuration, [4-11](#)
Other possible issues, [1-4](#)

P

Payment Service Integration Troubleshooting,
[4-9](#)
Possible Issues in Login and Screen Launch, [1-4](#)
Possible Issues While Deploying Services, [1-3](#)
Preliminary Checks from UI, [1-2](#)

Q

Quick Recovery, [5-2](#)

R

Remote Heap Monitor setup, [5-1](#)

S

Screens are not launching after logging in, [1-6](#)
Service Deployment is failing due to Flyway, [1-3](#)
Setting Log file path, [4-5](#)

T

Tables to analyze, [2-2](#)
Transaction Data Verification, [4-9](#)
Troubleshooting Application Workflows, [4-1](#)
Troubleshooting Environmental Issues, [1-3](#)
Troubleshooting Kafka, [2-1](#)
Troubleshooting OutOfMemory issues, [5-1](#)
Troubleshooting SMS Errors, [4-11](#)
Troubleshooting Technical Flows, [1-1](#)

U

Unable to login after launching the application, [1-5](#)
Unable to login after restarting the services, [1-5](#)

W

Where is the Problem, [1-1](#)