

Oracle® Banking Origination Account Integration Guide Guide



Release 14.7.2.0.0

F92986-01

November 2023

The Oracle logo, consisting of a solid red square with the word "ORACLE" in white, uppercase, sans-serif font centered within it.

ORACLE®

Copyright © 2023, 2023, Oracle and/or its affiliates.

This software and related documentation are provided under a license agreement containing restrictions on use and disclosure and are protected by intellectual property laws. Except as expressly permitted in your license agreement or allowed by law, you may not use, copy, reproduce, translate, broadcast, modify, license, transmit, distribute, exhibit, perform, publish, or display any part, in any form, or by any means. Reverse engineering, disassembly, or decompilation of this software, unless required by law for interoperability, is prohibited.

The information contained herein is subject to change without notice and is not warranted to be error-free. If you find any errors, please report them to us in writing.

If this is software, software documentation, data (as defined in the Federal Acquisition Regulation), or related documentation that is delivered to the U.S. Government or anyone licensing it on behalf of the U.S. Government, then the following notice is applicable:

U.S. GOVERNMENT END USERS: Oracle programs (including any operating system, integrated software, any programs embedded, installed, or activated on delivered hardware, and modifications of such programs) and Oracle computer documentation or other Oracle data delivered to or accessed by U.S. Government end users are "commercial computer software," "commercial computer software documentation," or "limited rights data" pursuant to the applicable Federal Acquisition Regulation and agency-specific supplemental regulations. As such, the use, reproduction, duplication, release, display, disclosure, modification, preparation of derivative works, and/or adaptation of i) Oracle programs (including any operating system, integrated software, any programs embedded, installed, or activated on delivered hardware, and modifications of such programs), ii) Oracle computer documentation and/or iii) other Oracle data, is subject to the rights and limitations specified in the license contained in the applicable contract. The terms governing the U.S. Government's use of Oracle cloud services are defined by the applicable contract for such services. No other rights are granted to the U.S. Government.

This software or hardware is developed for general use in a variety of information management applications. It is not developed or intended for use in any inherently dangerous applications, including applications that may create a risk of personal injury. If you use this software or hardware in dangerous applications, then you shall be responsible to take all appropriate fail-safe, backup, redundancy, and other measures to ensure its safe use. Oracle Corporation and its affiliates disclaim any liability for any damages caused by use of this software or hardware in dangerous applications.

Oracle®, Java, MySQL and NetSuite are registered trademarks of Oracle and/or its affiliates. Other names may be trademarks of their respective owners.

Intel and Intel Inside are trademarks or registered trademarks of Intel Corporation. All SPARC trademarks are used under license and are trademarks or registered trademarks of SPARC International, Inc. AMD, Epyc, and the AMD logo are trademarks or registered trademarks of Advanced Micro Devices. UNIX is a registered trademark of The Open Group.

This software or hardware and documentation may provide access to or information about content, products, and services from third parties. Oracle Corporation and its affiliates are not responsible for and expressly disclaim all warranties of any kind with respect to third-party content, products, and services unless otherwise set forth in an applicable agreement between you and Oracle. Oracle Corporation and its affiliates will not be responsible for any loss, costs, or damages incurred due to your access to or use of third-party content, products, or services, except as set forth in an applicable agreement between you and Oracle.

Contents

Preface

Purpose	iv
Audience	iv
Documentation Accessibility	iv
Diversity and Inclusion	iv
Conventions	v

1 Integration Guide

1.1 Maintenance for Oracle Banking Origination	1-1
1.2 Maintenance for Product Processor as environment variable	1-4

Index

Preface

- [Purpose](#)
- [Audience](#)
- [Documentation Accessibility](#)
- [Diversity and Inclusion](#)
- [Conventions](#)

Purpose

This guide is to help with Integration of Oracle Banking Origination Product with Oracle Banking Accounts (OBA) acting as the backend Product Processor.

Audience

This guide is intended for the Implementation and IT Staff to implement and maintain the software.

Documentation Accessibility

For information about Oracle's commitment to accessibility, visit the Oracle Accessibility Program website at <http://www.oracle.com/pls/topic/lookup?ctx=acc&id=docacc>.

Access to Oracle Support

Oracle customers that have purchased support have access to electronic support through My Oracle Support. For information, visit <http://www.oracle.com/pls/topic/lookup?ctx=acc&id=info> or visit <http://www.oracle.com/pls/topic/lookup?ctx=acc&id=trs> if you are hearing impaired.

Diversity and Inclusion

Oracle is fully committed to diversity and inclusion. Oracle respects and values having a diverse workforce that increases thought leadership and innovation. As part of our initiative to build a more inclusive culture that positively impacts our employees, customers, and partners, we are working to remove insensitive terms from our products and documentation. We are also mindful of the necessity to maintain compatibility with our customers' existing technologies and the need to ensure continuity of service as Oracle's offerings and industry standards evolve. Because of

these technical constraints, our effort to remove insensitive terms is ongoing and will take time and external cooperation.

Conventions

The following text conventions are used in this document:

Convention	Meaning
boldface	Boldface type indicates graphical user interface elements associated with an action, or terms defined in text or the glossary.
<i>italic</i>	Italic type indicates book titles, emphasis, or placeholder variables for which you supply particular values.
monospace	Monospace type indicates commands within a paragraph, URLs, code in examples, text that appears on the screen, or text that you enter.

1

Integration Guide

This topic provides the information about the Bureau Integration Service.

You can integrate Oracle Banking Origination with Oracle Banking Accounts acting as the product processor of savings and current accounts through Oracle Banking Routing Hub. This document briefs you about the specific steps needed for integration of these two products and specific maintenances.

This topic contains the following subtopics:

- [Maintenance for Oracle Banking Origination](#)
This topic describes systematic instructions to maintain Oracle Banking Routing Hub configuration in common core for Bureau Integration Service.
- [Maintenance for Product Processor as environment variable](#)
This topic describes systematic instructions to maintain Oracle Banking Routing Hub configuration in common core for Bureau Integration Service.

1.1 Maintenance for Oracle Banking Origination

This topic describes systematic instructions to maintain Oracle Banking Routing Hub configuration in common core for Bureau Integration Service.

To maintain Oracle Banking Routing Hub configuration in common core for Bureau Integration Service.

To import the services:

1. On **Home** screen, click **Core Maintenance**. Under **Core Maintenance**, click **Routing Hub**.
2. Under **Routing Hub**, click **Service Consumers**.

The **Service Consumers** screen displays.

Figure 1-1 Service Consumer



3. Click **Import** and upload the RPM_ORIGINATION_Consumer.json file provided in the release and click **Extract**.

Figure 1-2 Success



4. Select **RDDA** and click **Import**.

Figure 1-3 Confirmation

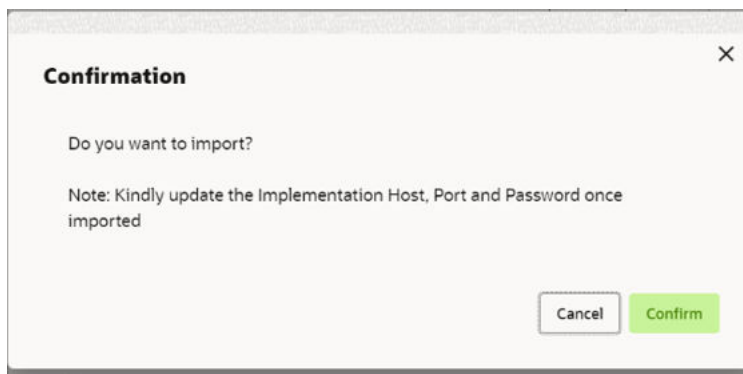
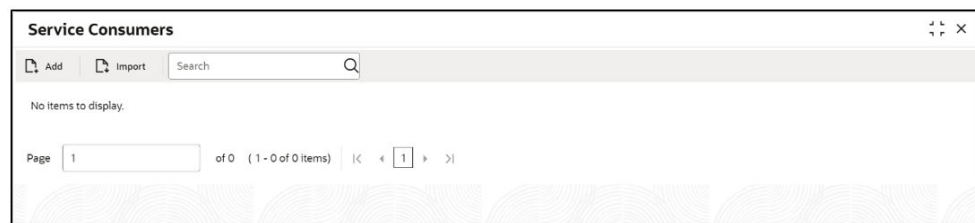


Figure 1-4 RPM Origination



5. Click **RPM_ORIGINATION**.
6. Under **RPM_ORIGINATION**, click **RDDA**.

Figure 1-5 Service Providers



Figure 1-6 RDDA Implementation

The screenshot shows the 'Service Consumers' interface for 'RDDA 14.5'. It features a table with the following data:

Actions	Name	Description	Service Name	Host	Port	Queue
⋮	IC_INPUT	IC Input Service		xxxx	0	
⋮	ACCOUNT_CLASS	Account Class Services : obracc-pp-businesspro...		xxxx	0	
⋮	RDDA_Default	Default Implementation		xxxx	0	

Page 1 of 1 (1 - 4 of 4 items)

7. Click **Edit** .
8. Change the host and port as per the OBA installation and save it.

Figure 1-7 Edit Implementation

The 'Edit Implementation' form contains the following fields and controls:

- Name ***: CC_HOST_Default
- Description ***: Default Implementation
- Type ***: DEFAULT (dropdown), with a **Default** toggle switch (checked) and an **Eureka Instance** toggle switch (unchecked).
- Scheme ***: https (dropdown)
- Host ***: whf00cdl.in.oracle.com
- Port**: 7017
- Authentication**: expandable section
- Headers**: expandable section
- Service**: expandable section

Save

9. Repeat the same for all the OBA Service Providers.
10. The below consumer services will be imported.

Table 1-1 Consumer Service

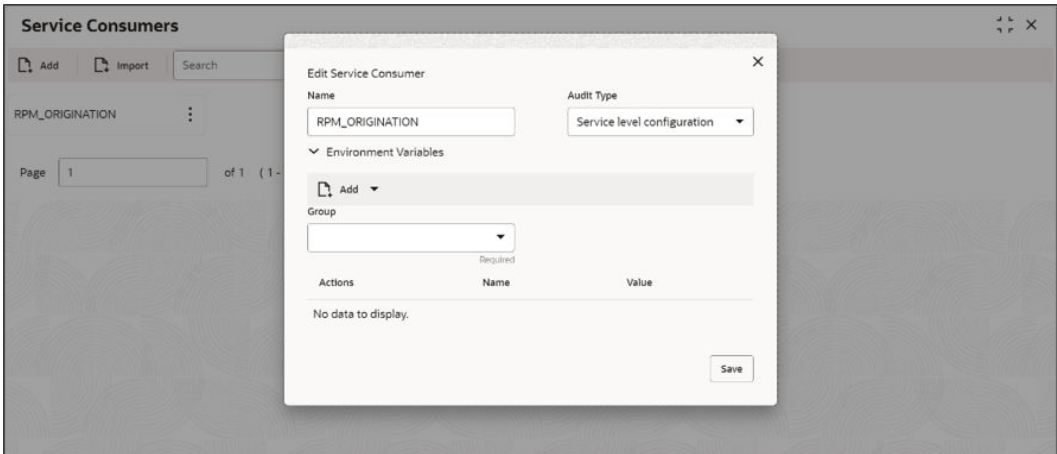
Consumer Service	Description
IPA Details (Home Loan)	Displays the IPA details for Home Loan.
Get_Channels_Allowed_List	Usage: Create Liability Transformation: Get_Channels_Allowed_List_Transform_RDDA
Customer_Liability_Linkage	Usage: Create Customer Liability Transformation: Customer_Liability_Linkage_Transform_RDDA
CASA_Account_Creation	Usage: Create CASA Account Transformation: CASA_Account_Creation_Transform_RDDA
Get_Liability_Interest_Details	Usage: Fetch Liability Interest and Charge Details Transformation: Get_Liability_Interest_Details_Transform_RDDA
Get_Liability_Product_Details	Usage: Fetch Liability Product Details Transformation: Get_Liability_Product_Details_Transform_RDDA
List_All_Liability_Products	Usage: List Liability Products Transformation: List_All_Liability_Products_Transform_RDDA
Get_Customer_Liability_Details	Usage: Fetch Customer Limit Details Transformation: Get_Customer_Liability_Details_Transform_RDDA
Get_Liability_Details	Usage: Fetch Liability Details Transformation: Get_Liability_Details_Transform_RDDA
ACC_TO_ACC_TRANSFER	Usage: Account to Account Fund transfer Transformation: ACC_TO_ACC_TRANSFER

1.2 Maintenance for Product Processor as environment variable

This topic describes systematic instructions to maintain Oracle Banking Routing Hub configuration in common core for Bureau Integration Service.

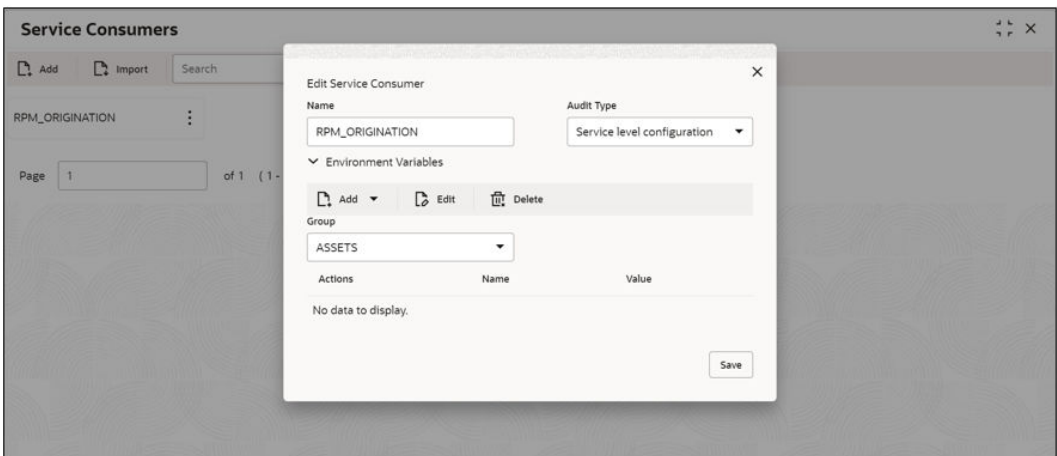
1. From **Home** screen, click **Core Maintenance**. Under **Core Maintenance**, click **Routing Hub**.
2. Under **Routing Hub**, click **Service Consumers**.
3. Click **Edit**.

Figure 1-8 Edit Service Consumer



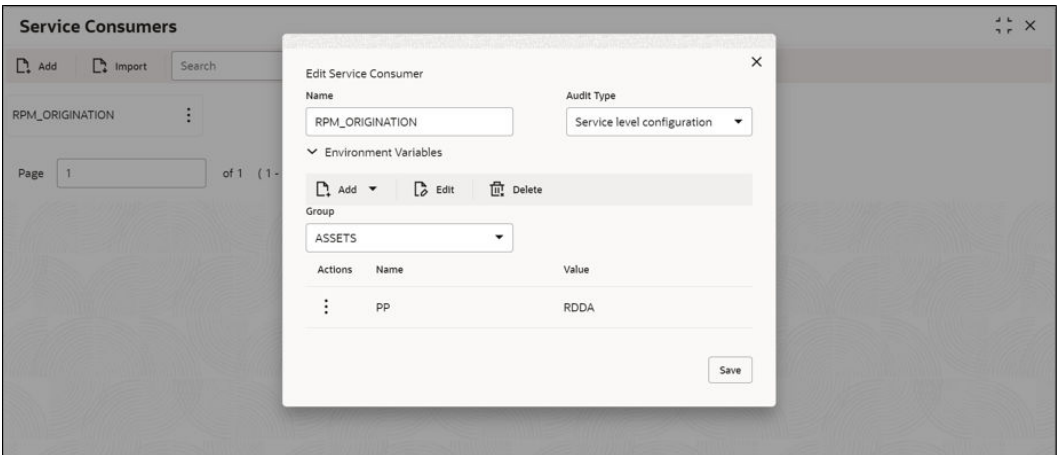
- 4. Under Environment Variables, add **ASSETS** as new group

Figure 1-9 Add Group



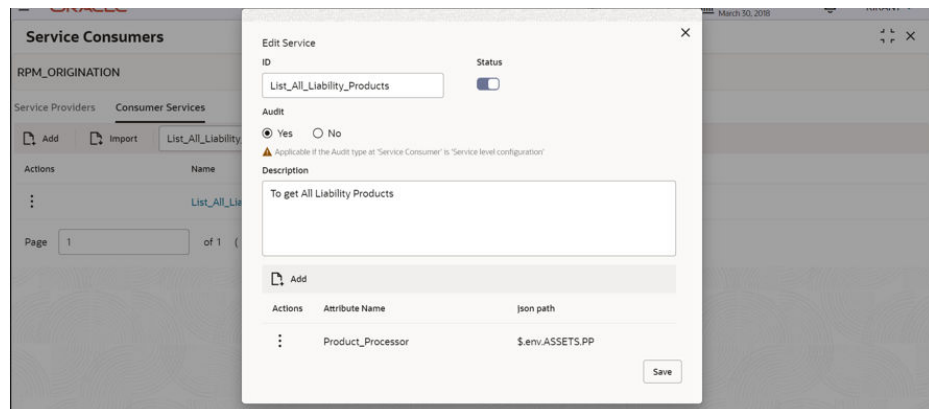
- 5. Add **PP** as new variable, **OBA** as value and **save** it.

Figure 1-10 Add Variable



6. Click **RPM_ORIGINATION**.
7. Under **RPM_ORIGINATION**, click **Consumer Services**.
8. Follow below steps for all consumer services mentioned in point number 10 of 2.2 section.
 - a. Search **List_All_Liability_Products**.
 - b. Click **Edit**.
 - c. Add **Product_Processor** as new attribute, add json path and **save** it.

Figure 1-11 Add Attribute



- d. Click on **List_All_Liability_Products** Consumer service.
- e. Click on **Routing**.
- f. Click on **Edit** for List_All_Liability_Products_Route_RDDA route.
- g. Click on **Custom Rule**. Click on **Expression Editor**.
- h. Add Product_Processor as attribute (point 8.c) & “RDDA” as value(point 5). **Save** it.

Figure 1-12 Expression Editor

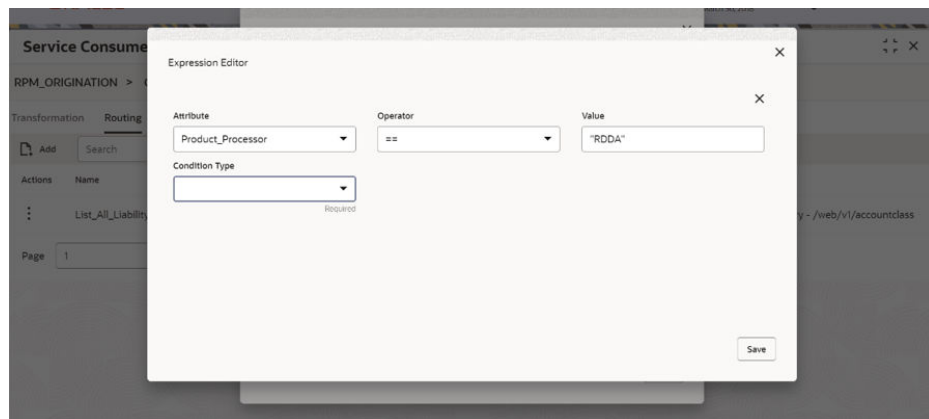
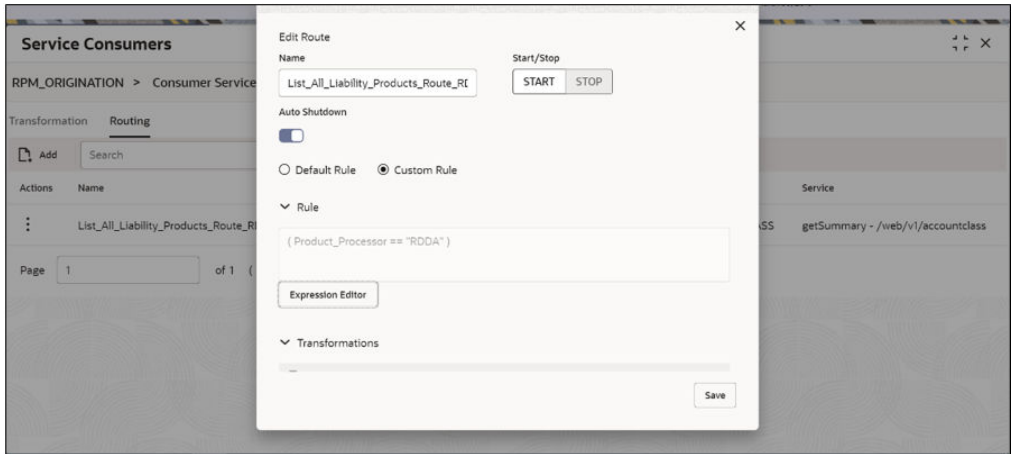
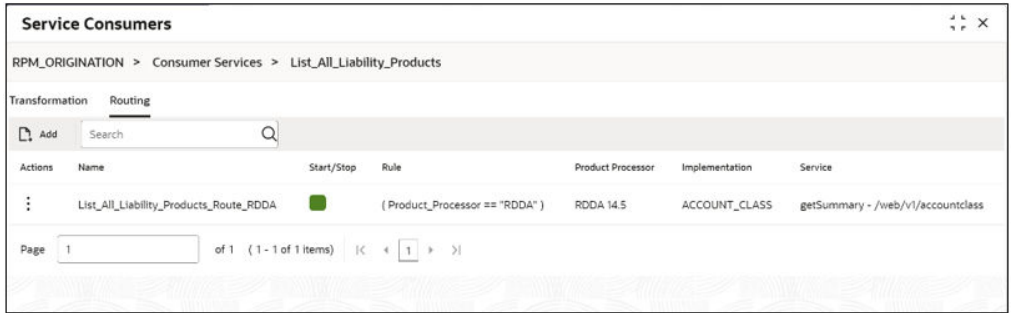


Figure 1-13 Saved Expression



i. Save it.

Figure 1-14 Saved route



Index

I

Integration Guide, [1-1](#)

M

Maintenance for Bureau Integration Service, [1-4](#)

Maintenance for Oracle Banking Origination, [1-1](#)