

Oracle® Banking Origination

Oracle FLEXCUBE Universal Banking Integration Guide



Release 14.8.0.0.0

G28896-02

April 2025

ORACLE®

Copyright © 2021, 2025, Oracle and/or its affiliates.

This software and related documentation are provided under a license agreement containing restrictions on use and disclosure and are protected by intellectual property laws. Except as expressly permitted in your license agreement or allowed by law, you may not use, copy, reproduce, translate, broadcast, modify, license, transmit, distribute, exhibit, perform, publish, or display any part, in any form, or by any means. Reverse engineering, disassembly, or decompilation of this software, unless required by law for interoperability, is prohibited.

The information contained herein is subject to change without notice and is not warranted to be error-free. If you find any errors, please report them to us in writing.

If this is software, software documentation, data (as defined in the Federal Acquisition Regulation), or related documentation that is delivered to the U.S. Government or anyone licensing it on behalf of the U.S. Government, then the following notice is applicable:

U.S. GOVERNMENT END USERS: Oracle programs (including any operating system, integrated software, any programs embedded, installed, or activated on delivered hardware, and modifications of such programs) and Oracle computer documentation or other Oracle data delivered to or accessed by U.S. Government end users are "commercial computer software," "commercial computer software documentation," or "limited rights data" pursuant to the applicable Federal Acquisition Regulation and agency-specific supplemental regulations. As such, the use, reproduction, duplication, release, display, disclosure, modification, preparation of derivative works, and/or adaptation of i) Oracle programs (including any operating system, integrated software, any programs embedded, installed, or activated on delivered hardware, and modifications of such programs), ii) Oracle computer documentation and/or iii) other Oracle data, is subject to the rights and limitations specified in the license contained in the applicable contract. The terms governing the U.S. Government's use of Oracle cloud services are defined by the applicable contract for such services. No other rights are granted to the U.S. Government.

This software or hardware is developed for general use in a variety of information management applications. It is not developed or intended for use in any inherently dangerous applications, including applications that may create a risk of personal injury. If you use this software or hardware in dangerous applications, then you shall be responsible to take all appropriate fail-safe, backup, redundancy, and other measures to ensure its safe use. Oracle Corporation and its affiliates disclaim any liability for any damages caused by use of this software or hardware in dangerous applications.

Oracle®, Java, MySQL, and NetSuite are registered trademarks of Oracle and/or its affiliates. Other names may be trademarks of their respective owners.

Intel and Intel Inside are trademarks or registered trademarks of Intel Corporation. All SPARC trademarks are used under license and are trademarks or registered trademarks of SPARC International, Inc. AMD, Epyc, and the AMD logo are trademarks or registered trademarks of Advanced Micro Devices. UNIX is a registered trademark of The Open Group.

This software or hardware and documentation may provide access to or information about content, products, and services from third parties. Oracle Corporation and its affiliates are not responsible for and expressly disclaim all warranties of any kind with respect to third-party content, products, and services unless otherwise set forth in an applicable agreement between you and Oracle. Oracle Corporation and its affiliates will not be responsible for any loss, costs, or damages incurred due to your access to or use of third-party content, products, or services, except as set forth in an applicable agreement between you and Oracle.

Contents

1 Integration Guide

1.1	Maintenance for Oracle FLEXCUBE Universal Banking	1
1.2	Maintenance for Oracle Banking Origination	3
1.3	Maintenance for Product Processor as environment variable	7

Index

Preface

Introduction

This guide describes the systematic instruction to integrate Oracle Banking Origination Product with oracle FLEXCUBE Universal Banking acting as the backend Product Processor.

Audience

This guide is primarily intended for the following user/user roles:

Table Audience

Role	Function
Implementation and IT Staff	Implementation and maintenance of the software

List of Topics

This guide is organized as follows:

Table List of Topics

Topics	Description
Integration Guide	This topic provides information on the integration of Oracle Banking Origination with OracleFLEXCUBE Universal Banking.

- [Purpose](#)
(Required) <Enter a short description here.>
- [Audience](#)
(Required) <Enter a short description here.>
- [Documentation Accessibility](#)
- [Critical Patches](#)
- [Diversity and Inclusion](#)
- [Conventions](#)

Purpose

(Required) <Enter a short description here.>

This guide describes the systematic instruction to integrate Oracle Banking Origination Product with oracle FLEXCUBE Universal Banking acting as the backend Product Processor.

Audience

(Required) <Enter a short description here.>

This guide is primarily intended for the following user/user roles:

Table Audience

Role	Function
Implementation and IT Staff	Implementation and maintenance of the software

Documentation Accessibility

For information about Oracle's commitment to accessibility, visit the Oracle Accessibility Program website at <http://www.oracle.com/pls/topic/lookup?ctx=acc&id=docacc>.

Access to Oracle Support

Oracle customer access to and use of Oracle support services will be pursuant to the terms and conditions specified in their Oracle order for the applicable services.

Critical Patches

Oracle advises customers to get all their security vulnerability information from the Oracle Critical Patch Update Advisory, which is available at [Critical Patches, Security Alerts and Bulletins](#). All critical patches should be applied in a timely manner to ensure effective security, as strongly recommended by [Oracle Software Security Assurance](#).

Diversity and Inclusion

Oracle is fully committed to diversity and inclusion. Oracle respects and values having a diverse workforce that increases thought leadership and innovation. As part of our initiative to build a more inclusive culture that positively impacts our employees, customers, and partners, we are working to remove insensitive terms from our products and documentation. We are also mindful of the necessity to maintain compatibility with our customers' existing technologies and the need to ensure continuity of service as Oracle's offerings and industry standards evolve. Because of these technical constraints, our effort to remove insensitive terms is ongoing and will take time and external cooperation.

Conventions

The following text conventions are used in this document:

Convention	Meaning
boldface	Boldface type indicates graphical user interface elements associated with an action, or terms defined in text or the glossary.
<i>italic</i>	Italic type indicates book titles, emphasis, or placeholder variables for which you supply particular values.
monospace	Monospace type indicates commands within a paragraph, URLs, code in examples, text that appears on the screen, or text that you enter.

1

Integration Guide

This topic describes about the information on integration guide for Oracle Banking Origination.

User can integrate Oracle Banking Origination with Oracle FLEXCUBE Universal Banking acting as the backend Product Processor through Oracle Banking Routing Hub. This document describes about the specific steps required for integration of these two products and specific maintenances.

This topic contains the following subtopics:

- [Maintenance for Oracle FLEXCUBE Universal Banking](#)
This topic describes information about the maintenance for oracle FLEXCUBE universal Banking.
- [Maintenance for Oracle Banking Origination](#)
This topic describes the systematic instructions about maintenance of oracle banking origination.
- [Maintenance for Product Processor as environment variable](#)
This topic describes information about the maintenance for oracle FLEXCUBE universal Banking.

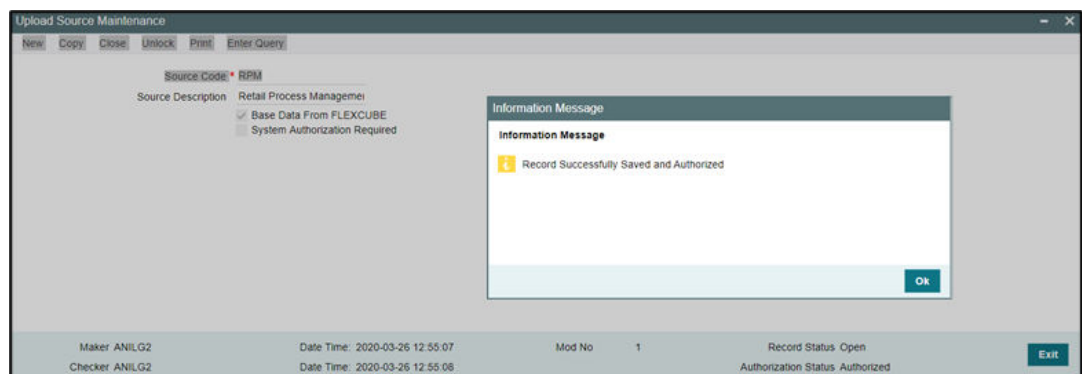
1.1 Maintenance for Oracle FLEXCUBE Universal Banking

This topic describes information about the maintenance for oracle FLEXCUBE universal Banking.

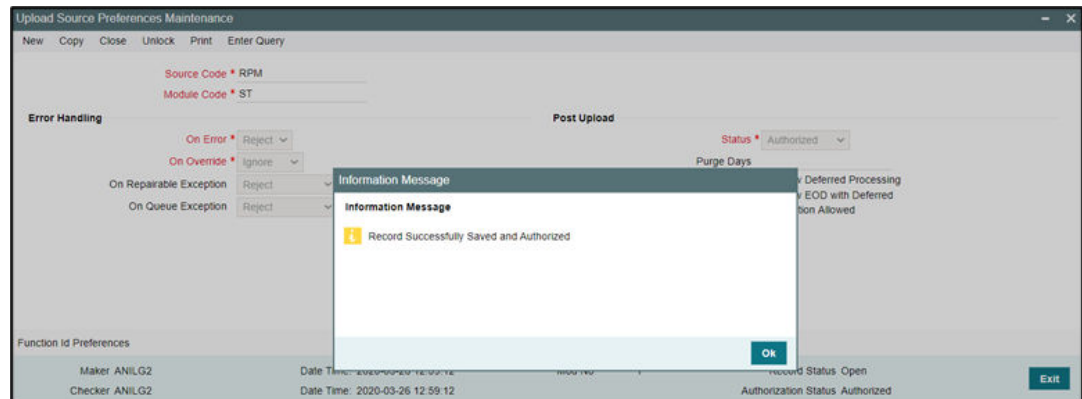
Gateway setup should be done in Oracle FLEXCUBE Universal Banking for particular source system (Oracle Banking Origination) by doing maintenance in the below mentioned screens.

1. Codsorce – Upload Source Maintenance.

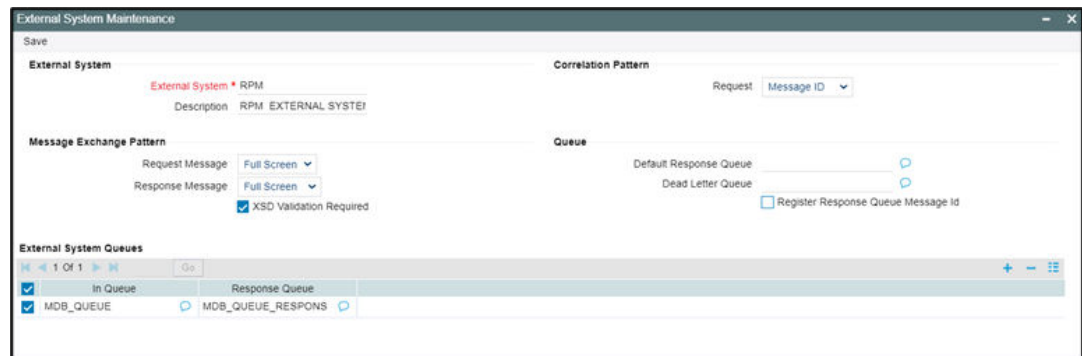
Figure 1-1 Upload Source Maintenance



2. CODUPLDM – Upload Source Preferences Maintenance – For modules CL and ST.

Figure 1-2 Upload Source Preferences Maintenance

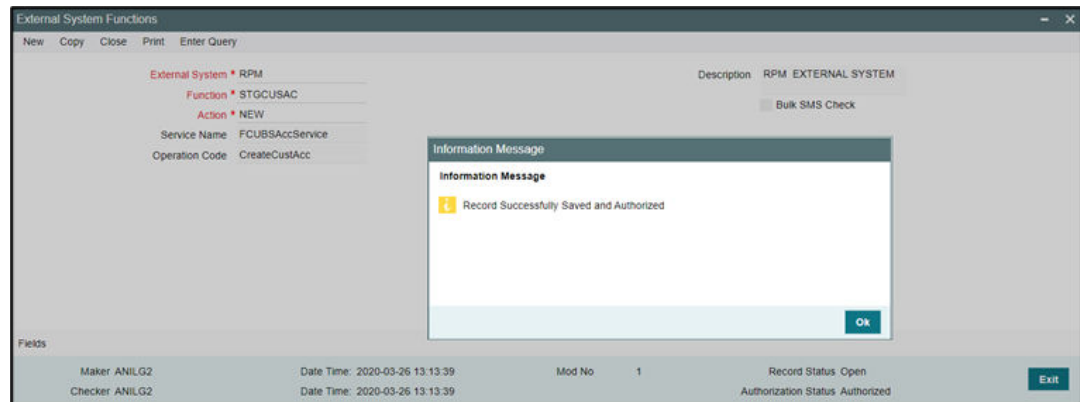
3. GWDETSYS – External System Maintenance.

Figure 1-3 External System Maintenance

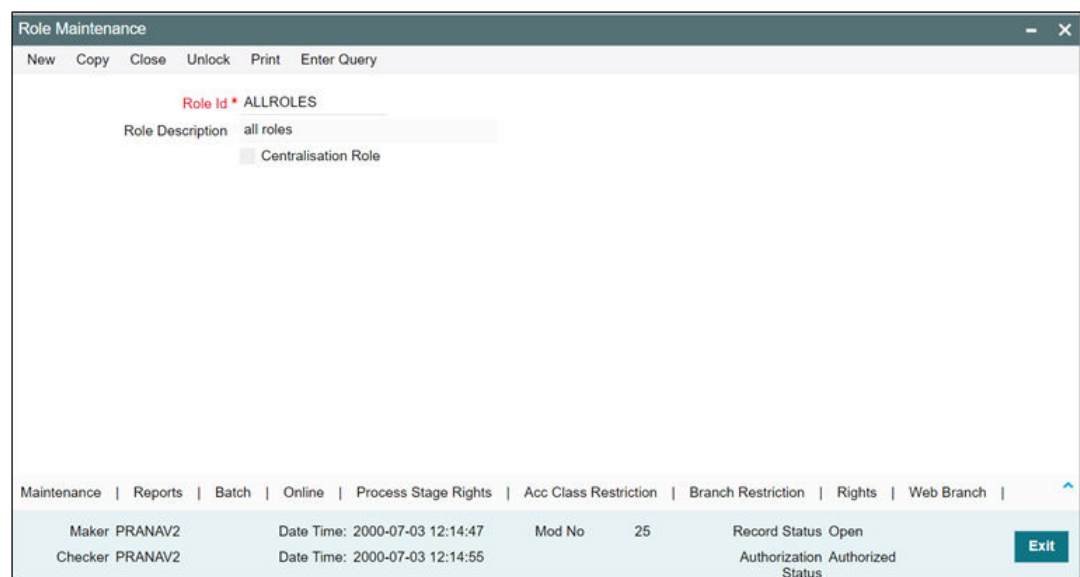
4. GWDETFUN – External System Functions – for below function and actions.

Table 1-1 Function IDs

Function ID	Action
STGCUSAC	NEW
STGCUSTD	NEW
STQTDSIM	VIEW
CLGACCNT	NEW
CLGSIMNT	VIEW
CLQPRMNT	VIEW
CLVPRMNT	VIEW
STQACLIC	VIEW
STQACUVL	VIEW
STVACCLS	VIEW
STGCRLIB	NEW
STQLMBAL	VIEW
STGCOLAT	NEW
STGCRLIK	NEW

Figure 1-4 External System Functions

5. SMDROLDF – Role Definition – The function ids in above **TABLE 4** needs to be added to the correct role. This role needs to be mapped with Oracle FLEXCUBE Universal Banking user which is configured in the PLATO PROPERTIES table of Oracle Banking Origination.

Figure 1-5 Role Maintenance

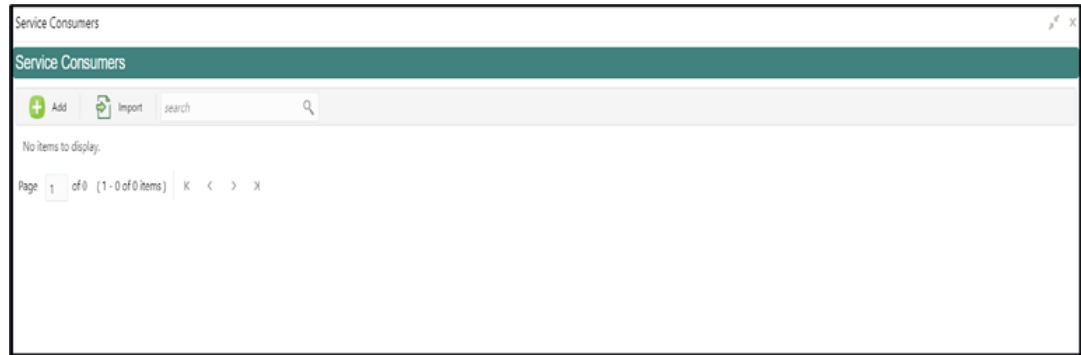
1.2 Maintenance for Oracle Banking Origination

This topic describes the systematic instructions about maintenance of oracle banking origination.

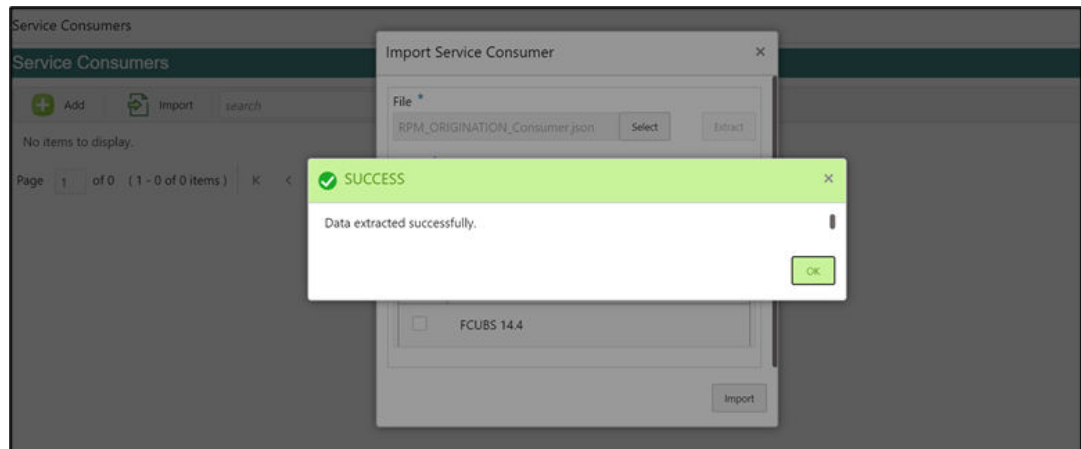
Maintain the Oracle Banking Routing Hub configuration in common core for Oracle FLEXCUBE Universal Banking.

1. From **Home** screen, click **Core Maintenance**. Under **Core Maintenance**, click **Routing Hub**.
2. Under **Routing Hub**, click **Service Consumers**.

The **Service Consumers** screen displays.

Figure 1-6 Service Consumers

3. Click **Import** and upload the RPM_ORIGINATION_Consumer.json file provided in the release and click **Extract**.

Figure 1-7 Success

4. Select **FCUBS** and click **Import**.

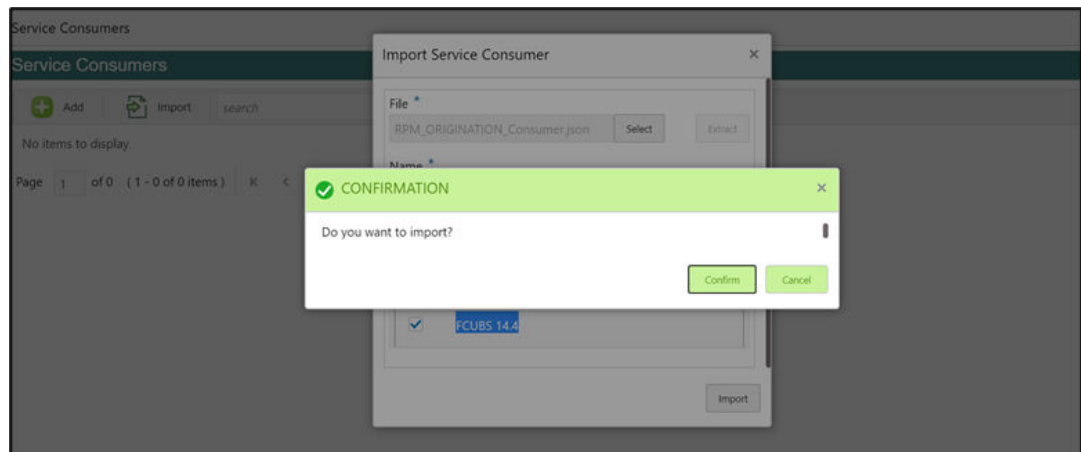
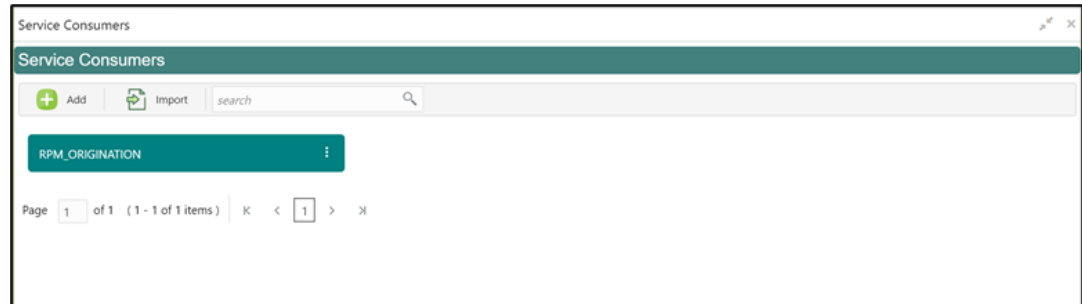
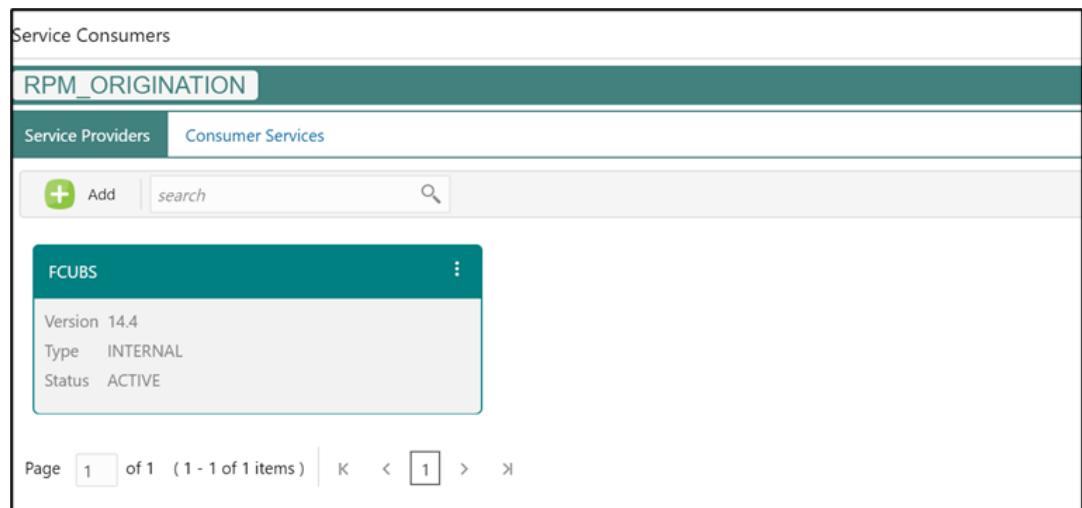
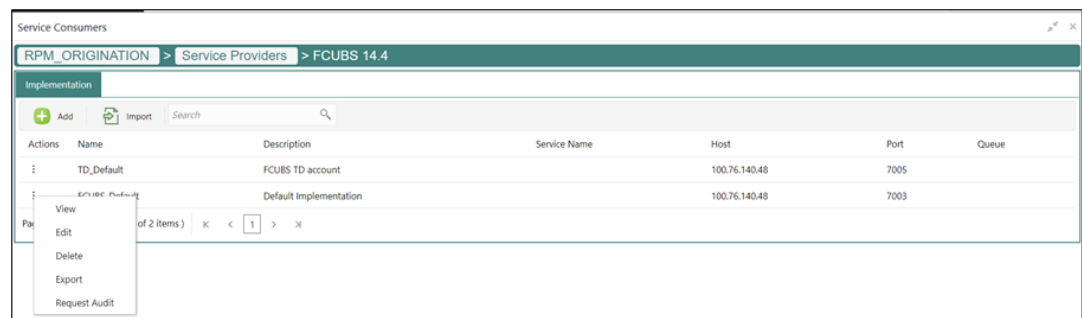
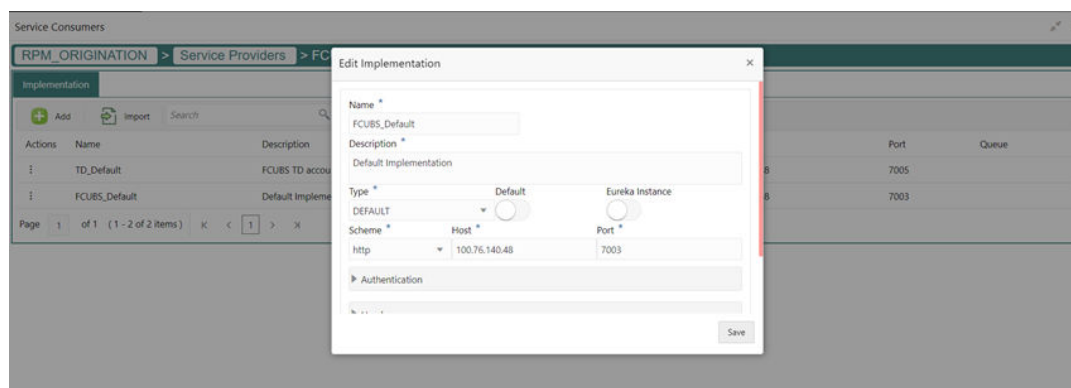
Figure 1-8 Confirmation

Figure 1-9 RPM Origination

5. Click **RPM_ORIGINATION**.
6. Under **RPM_ORIGINATION**, click **FCUBS**.

Figure 1-10 RPM Origination**Figure 1-11 RPM Origination**

7. Click **Edit**.
8. Change the host and port as per the Oracle FLEXCUBE Universal Banking installation and save it.

Figure 1-12 Edit Implementation

9. Repeat the same for all the FCUBS Service Providers.
The below consumer services will be imported.

Table 1-2 List of Consumer Service

Consumer Service	Description
Collateral_Creation	Usage: Create Local Collateral Service: FCUBSCoreService Operation: CreateLocalCollateral
Liability_Creation	Usage: Create Liability Service: FCUBSCoreentitiesService Operation: CreateLiability
Customer_Liability_Linkage	Usage: Create Customer Liability Service: FCUBSCoreentitiesService Operation: CreateCustomerLiab
CASA_Account_Creation	Usage: Create CASA Account Service: FCUBSAccService Operation: CreateCustAcc
Loan_Simulation	Usage: Perform Loan Account Simulation Service: FCUBSCLService Operation: CreateAccountSim
TD_Simulation	Usage: Perform Term Deposit Account Simulation Service: FCUBSAccService Operation: QueryTDCustAccSim
Get_Liability_Interest_Details	Usage: Fetch Liability Interest and Charge Details Service: FCUBSSTService Operation: QueryAccClasUde
Get_Liability_Product_Details	Usage: Fetch Liability Product Details Service: FCUBSSTService Operation: QueryAccClasQuery
Get_Loan_Product_Details	Usage: Fetch Loan Product Details Service: FCUBSCLService Operation: QueryProduct

Table 1-2 (Cont.) List of Consumer Service

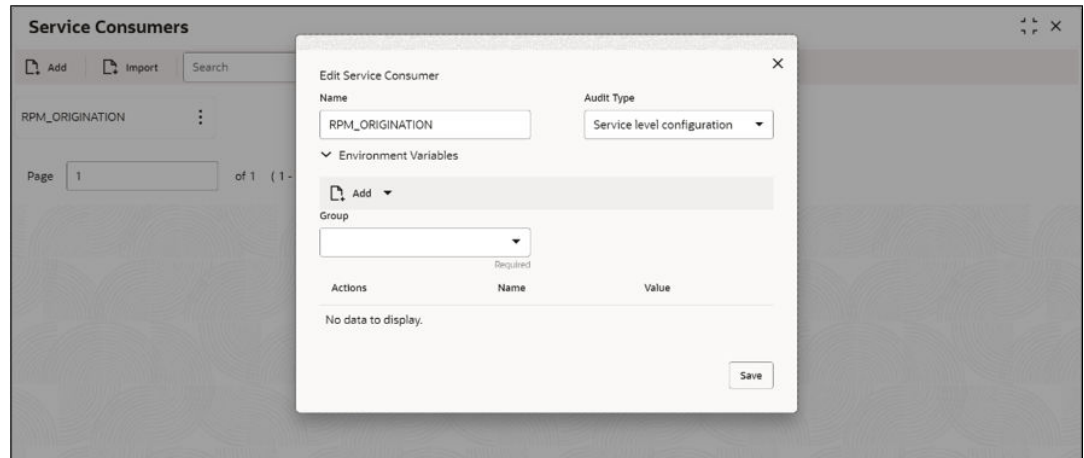
Consumer Service	Description
List_All_Loan_Products	Usage: List Loan Products Service: FCUBSCLService Operation: SummaryQueryProduct
List_All_Liability_Products	Usage: List Liability Products Service: FCUBSSTService Operation: SummaryQueryAccClasMaint
TD_Account_Creation	Usage: Create Term Deposit Account Creation Service: FCUBSAccService Operation: CreateTDCustAcc
Loan_Account_Creation	Usage: Create Loan Account Creation Service: FCUBSCLService Operation: CreateAccount
Get_Customer_Liability_Details	Usage: Fetch Customer Limit Details Service: FCUBSSTService Operation: QuerySTCustLimitDet
Get_Liability_Details	Usage: Fetch Liability Details Service: FCUBSCoreentitiesService Operation: QueryLiability
fetchTDAccount	Usage: Fetch TD accounts which are tagged as "Collateral Linkage", for a particular customer number. This will be used for attaching TD accounts as collaterals in Oracle Banking Origination screens Service: fcubs-co-mo-lov-service Note: Make sure that the above service is deployed in FCUBS. Also make sure that the following INC which is released as part of FCUBS is present in CSTB_LOV_INFO table.

1.3 Maintenance for Product Processor as environment variable

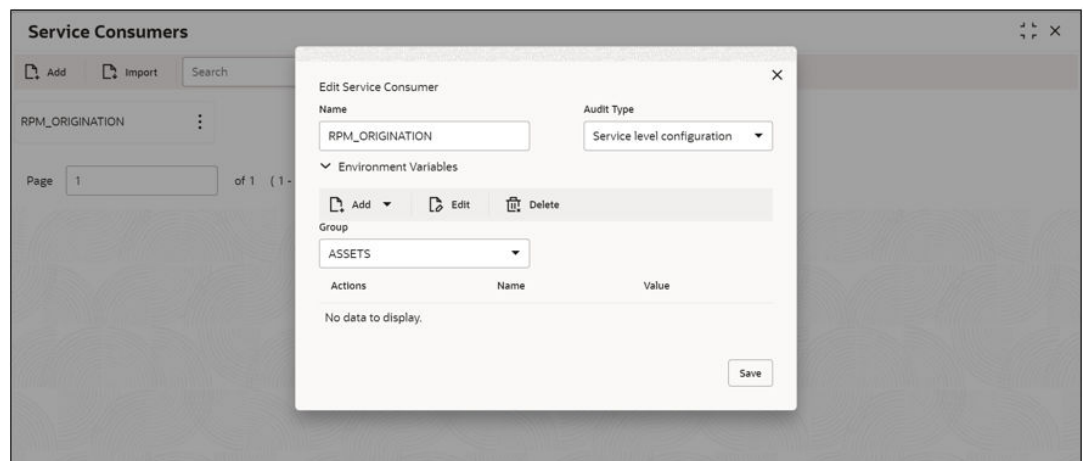
This topic describes information about the maintenance for oracle FLEXCUBE universal Banking.

Gateway setup should be done in Oracle FLEXCUBE Universal Banking for particular source system (Oracle Banking Origination) by doing maintenance in the below mentioned screens.

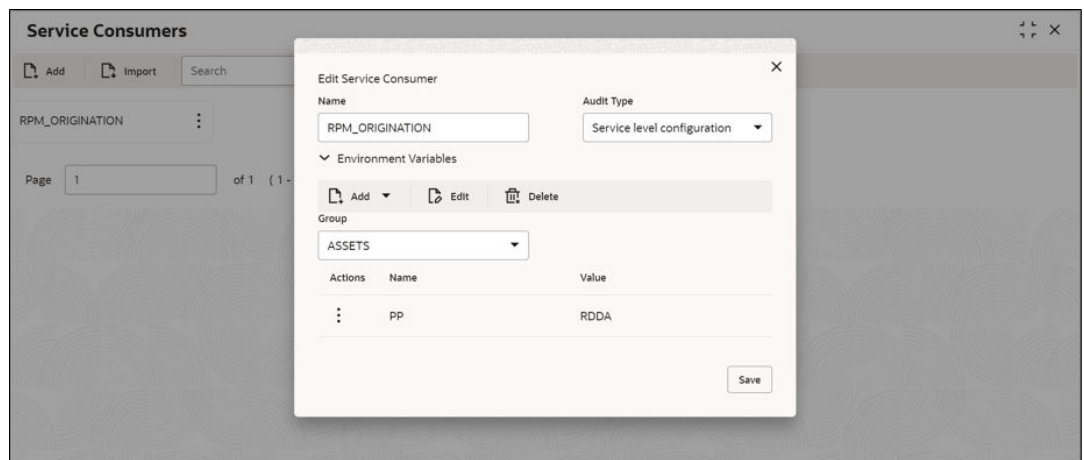
1. From **Home screen**, click **Core Maintenance**. Under **Core Maintenance**, click **Routing Hub**.
2. Under **Routing Hub**, click **Service Consumers**.
3. Click **Edit**.

Figure 1-13 Edit Service Consumer

- Under Environment Variables, add **ASSETS** as new group.

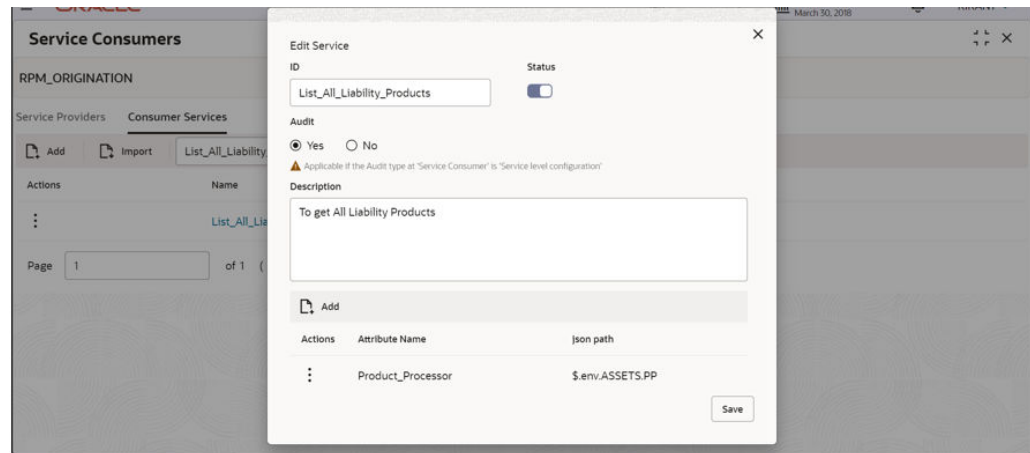
Figure 1-14 Add Group

- Add **PP** as new variable, **FCUBS** as value and **save** it.

Figure 1-15 Add Variable

6. Follow below steps for all consumer services mentioned in point number 10 of 2.2 section.
 - a. Search **List_All_Liability_Products**.
 - b. Click **Edit**.
 - c. Add **Product_Processor** as new attribute, add json path and **save** it.

Figure 1-16 Add Attribute



- d. Click on **List_All_Liability_Products** Consumer service.
- e. Click on **Routing**.
- f. Click on **Edit** for **List_All_Liability_Products_Route_RDDA** route.
- g. Click on **Custom Rule**. Click on **Expression Editor**.
- h. Add **Product_Processor** as attribute (point 8.c) & "FCUBS" as value(point 5). **Save** it.

Figure 1-17 Expression Editor

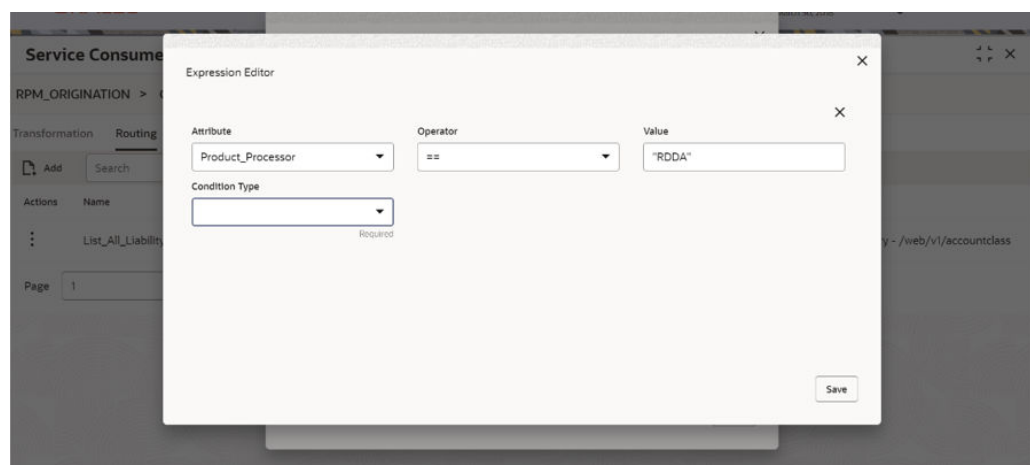
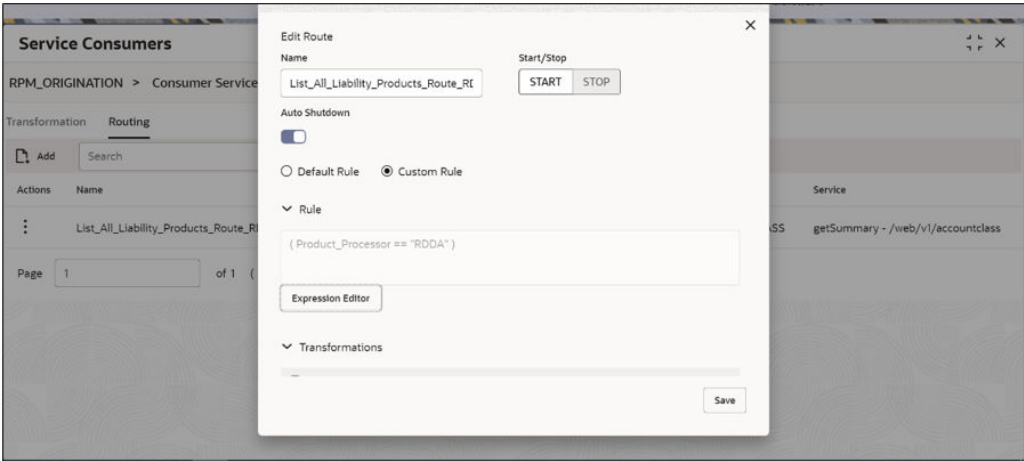


Figure 1-18 Saved Expression



i. Save it.

Figure 1-19 Saved route

Service Consumers						
RPM_ORIGINATION > Consumer Services > List_All_Liability_Products						
Transformation Routing						
Add Search						
Actions	Name	Start/Stop	Rule	Product Processor	Implementation	Service
⋮	List_All_Liability_Products_Route_RDDA	■	(Product_Processor == "RDDA")	RDDA 14.5	ACCOUNT_CLASS	getSummary - /web/v1/accountclass
Page 1 of 1 (1 - 1 of 1 items) < 1 >						

Index

I

Integration Guide, [1](#)

M

Maintenance for Oracle Banking Origination, [3](#)
Maintenance for Oracle FLEXCUBE Universal
Banking, [1](#), [7](#)