

Oracle® Banking Origination

Retail Deposit Integration Guide



Release 14.8.0.0.0

G29548-02

April 2025

ORACLE®

Copyright © 2025, Oracle and/or its affiliates.

This software and related documentation are provided under a license agreement containing restrictions on use and disclosure and are protected by intellectual property laws. Except as expressly permitted in your license agreement or allowed by law, you may not use, copy, reproduce, translate, broadcast, modify, license, transmit, distribute, exhibit, perform, publish, or display any part, in any form, or by any means. Reverse engineering, disassembly, or decompilation of this software, unless required by law for interoperability, is prohibited.

The information contained herein is subject to change without notice and is not warranted to be error-free. If you find any errors, please report them to us in writing.

If this is software, software documentation, data (as defined in the Federal Acquisition Regulation), or related documentation that is delivered to the U.S. Government or anyone licensing it on behalf of the U.S. Government, then the following notice is applicable:

U.S. GOVERNMENT END USERS: Oracle programs (including any operating system, integrated software, any programs embedded, installed, or activated on delivered hardware, and modifications of such programs) and Oracle computer documentation or other Oracle data delivered to or accessed by U.S. Government end users are "commercial computer software," "commercial computer software documentation," or "limited rights data" pursuant to the applicable Federal Acquisition Regulation and agency-specific supplemental regulations. As such, the use, reproduction, duplication, release, display, disclosure, modification, preparation of derivative works, and/or adaptation of i) Oracle programs (including any operating system, integrated software, any programs embedded, installed, or activated on delivered hardware, and modifications of such programs), ii) Oracle computer documentation and/or iii) other Oracle data, is subject to the rights and limitations specified in the license contained in the applicable contract. The terms governing the U.S. Government's use of Oracle cloud services are defined by the applicable contract for such services. No other rights are granted to the U.S. Government.

This software or hardware is developed for general use in a variety of information management applications. It is not developed or intended for use in any inherently dangerous applications, including applications that may create a risk of personal injury. If you use this software or hardware in dangerous applications, then you shall be responsible to take all appropriate fail-safe, backup, redundancy, and other measures to ensure its safe use. Oracle Corporation and its affiliates disclaim any liability for any damages caused by use of this software or hardware in dangerous applications.

Oracle®, Java, MySQL, and NetSuite are registered trademarks of Oracle and/or its affiliates. Other names may be trademarks of their respective owners.

Intel and Intel Inside are trademarks or registered trademarks of Intel Corporation. All SPARC trademarks are used under license and are trademarks or registered trademarks of SPARC International, Inc. AMD, Epyc, and the AMD logo are trademarks or registered trademarks of Advanced Micro Devices. UNIX is a registered trademark of The Open Group.

This software or hardware and documentation may provide access to or information about content, products, and services from third parties. Oracle Corporation and its affiliates are not responsible for and expressly disclaim all warranties of any kind with respect to third-party content, products, and services unless otherwise set forth in an applicable agreement between you and Oracle. Oracle Corporation and its affiliates will not be responsible for any loss, costs, or damages incurred due to your access to or use of third-party content, products, or services, except as set forth in an applicable agreement between you and Oracle.

Contents

1	Introduction	
1.1	Maintenance for Oracle Banking Origination	1
1.2	Maintenance for Product Processor as environment variable	5
	Index	

Preface

- [Purpose](#)
- [Audience](#)
- [Documentation Accessibility](#)
- [Critical Patches](#)
- [Diversity and Inclusion](#)
- [Conventions](#)
- [Acronyms and Abbreviations](#)

Purpose

This guide is to help with Integration of Oracle Banking Origination Product with Oracle Banking RDDA acting as the backend Product Processor.

Audience

This guide is intended for the Implementation and IT Staff to implement and maintain the software.

Documentation Accessibility

For information about Oracle's commitment to accessibility, visit the Oracle Accessibility Program website at <http://www.oracle.com/pls/topic/lookup?ctx=acc&id=docacc>.

Access to Oracle Support

Oracle customer access to and use of Oracle support services will be pursuant to the terms and conditions specified in their Oracle order for the applicable services.

Critical Patches

Oracle advises customers to get all their security vulnerability information from the Oracle Critical Patch Update Advisory, which is available at [Critical Patches, Security Alerts and Bulletins](#). All critical patches should be applied in a timely manner to ensure effective security, as strongly recommended by [Oracle Software Security Assurance](#).

Diversity and Inclusion

Oracle is fully committed to diversity and inclusion. Oracle respects and values having a diverse workforce that increases thought leadership and innovation. As part of our initiative to build a more inclusive culture that positively impacts our employees, customers, and partners, we are working to remove insensitive terms from our products and documentation. We are also mindful of the necessity to maintain compatibility with our customers' existing technologies and the need to ensure continuity of service as Oracle's offerings and industry standards evolve.

Because of these technical constraints, our effort to remove insensitive terms is ongoing and will take time and external cooperation.

Conventions

The following text conventions are used in this document:

Convention	Meaning
boldface	Boldface type indicates graphical user interface elements associated with an action, or terms defined in text or the glossary.
<i>italic</i>	Italic type indicates book titles, emphasis, or placeholder variables for which you supply particular values.
monospace	Monospace type indicates commands within a paragraph, URLs, code in examples, text that appears on the screen, or text that you enter.

Acronyms and Abbreviations

The list of the acronyms and abbreviations that you are likely to find in the manual are as follows:

Table **Acronyms table**

Abbreviation	Description
OBMA	Oracle Banking Microservices Architecture

1

Introduction

This topic provides the information about the Oracle Banking Retail Direct Deposit Account Integration Service.

You can integrate Oracle Banking Origination with Oracle Retail Direct Deposit Account acting as the product processor of Term deposit account through Oracle Banking Routing Hub. This document briefs you about the specific steps needed for integration of these two products and specific maintenances.

- [Maintenance for Oracle Banking Origination](#)
This topic describes systematic instructions to maintain Oracle Banking Routing Hub configuration in common core for Oracle Banking Retail Deposit.
- [Maintenance for Product Processor as environment variable](#)
This topic describes systematic instructions to maintain Oracle Banking Routing Hub configuration in common core for Oracle Banking Retail Deposit.

1.1 Maintenance for Oracle Banking Origination

This topic describes systematic instructions to maintain Oracle Banking Routing Hub configuration in common core for Oracle Banking Retail Deposit.

To manage the configuration of the Oracle Banking Routing Hub within the common core for Oracle Banking Retail Deposits

To import the services:


1. On **Home screen**, click **Core Maintenance**. Under **Core Maintenance**, click **Routing Hub**. Under **Routing Hub**, click **Service Consumers**.

The **Service Consumers** screen is displayed.

Figure 1-1 Service Consumers



2. Select **Import Service Consumer** and upload the RPM_ORIGINATION_Consumer.json file provided in the release and then click **Extract**.

Figure 1-2 Success

3. Select **OBRDEP** and click **Import**.

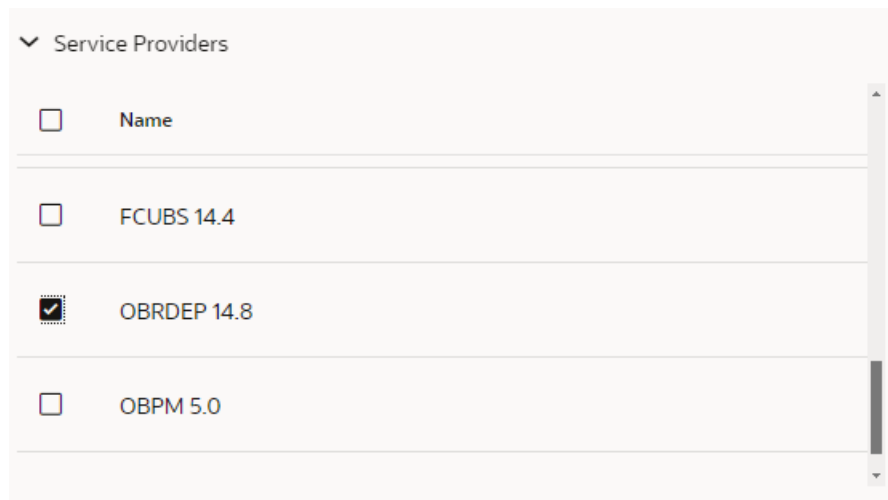
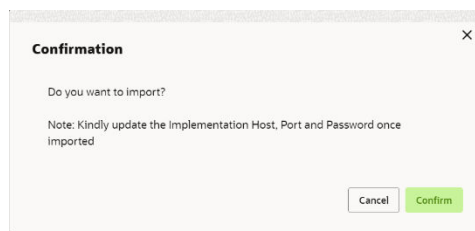
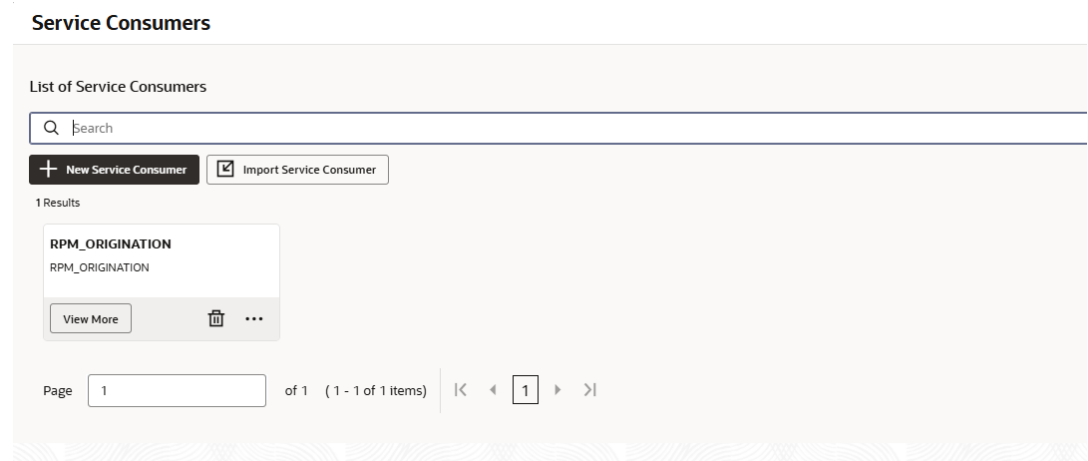
Figure 1-3 Service Providers**Figure 1-4 Confirmation**

Figure 1-5 RPM Origination

4. Click **RPM_ORIGINATION**. Under **RPM_ORIGINATION**, click **OBRDEP**. The **Service Provider** screen displays.

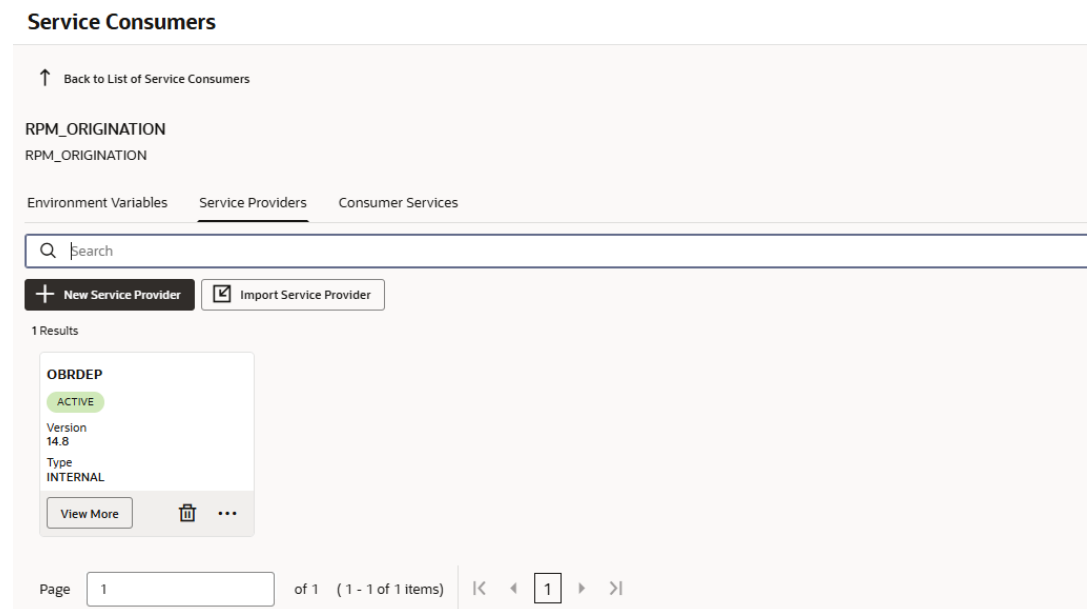
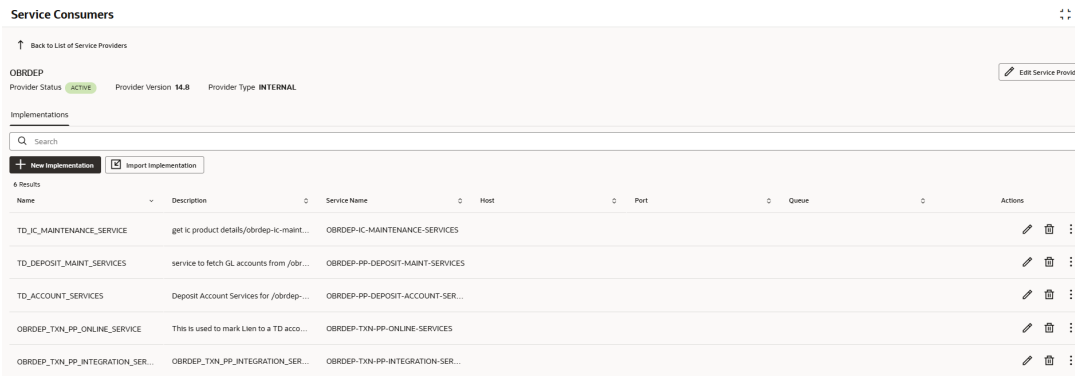
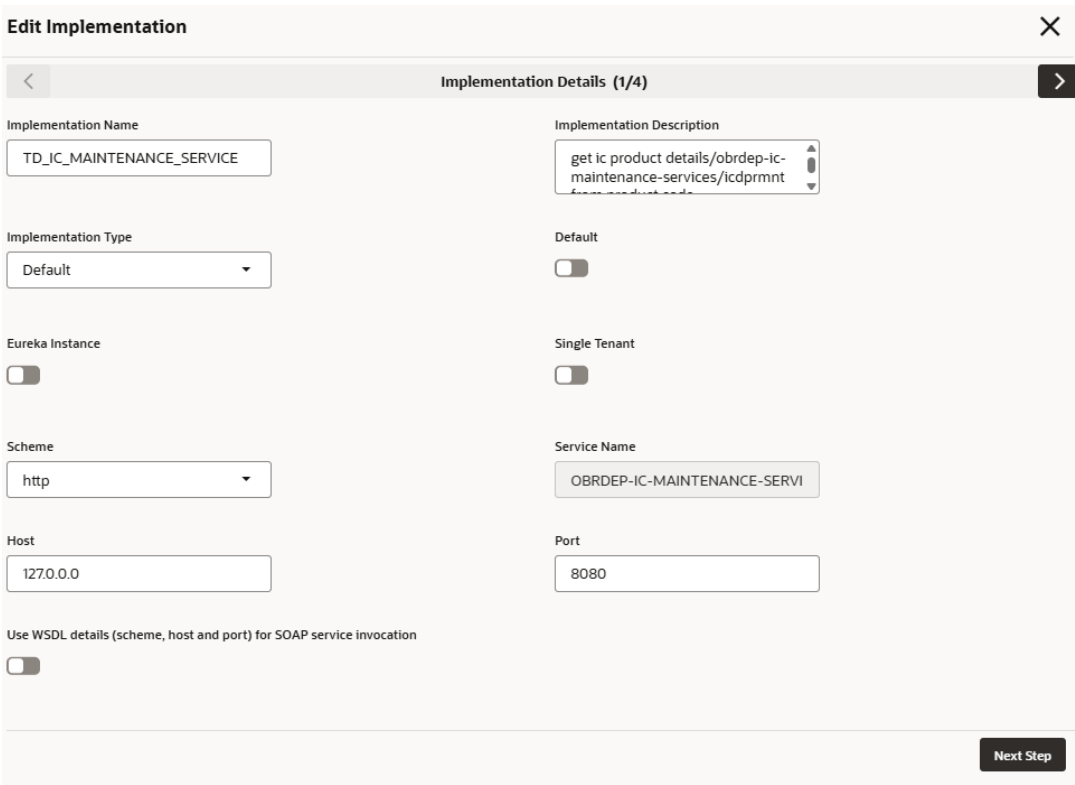
Figure 1-6 Service Provider

Figure 1-7 RDEP Implementation



5. Click **Edit**.
6. Change the host and port as per the Oracle OBRDEP installation. Click **Next** and save it. The **Edit Implementation** screen displays.

Figure 1-8 Edit Implementation



7. Repeat the same for all the RDEP Service Provides.
8. The below consumer services will be imported.

Table 1-1 Consumer Service

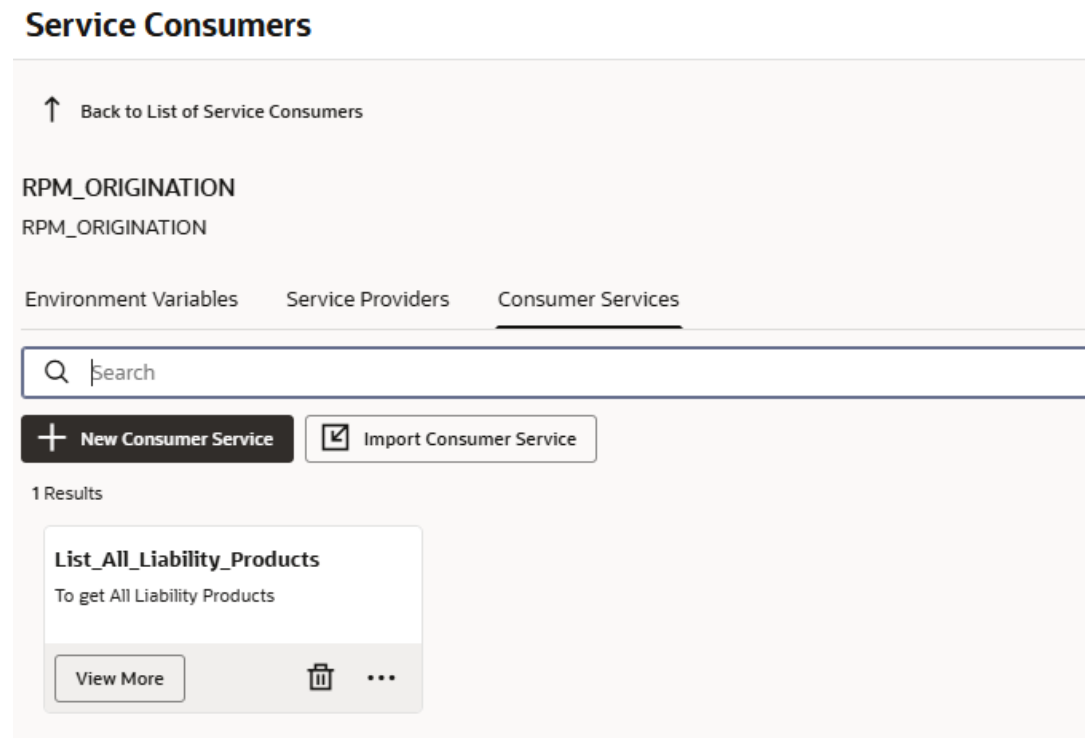
Consumer Service	Description
TD_Account_Creation	Usage: Create Term Deposit Account Transformation: TD_Account_Creation_Transform_OBRDEP
TD_Simulation	Usage: Get simulated data of the interest and maturity value for the TD account Transformation: TD_Simulation_Transform_OBRDEP ,TD_Simulation_Get_UDE_Transform_OBRDEP
TD_Get_Interest_Details	Usage: Get Interest Details For Term Deposit Transformation: TD_Get_Interest_Details_Transform_OBRDEP
TD_Fetch_GL_Accounts	Usage: Fetch GL Account Details Transformation: Get_GL_Accounts_Transform_OBRDEP
fetchTdAccount	Usage: Fetch TD accounts Transformation: fetchTdAccount_obrdep
createTDamtBlk	Usage: This is used to perform Lien Marking on TD Transformation: createTDamtBlk
closeTDamtBlk	Usage: This is used to un-mark Lien Transformation: closeTDamtBlk
TD_Fetch_GL_Accounts	Usage: This is used to get GL account. Transformation: GET_GL_ACC_OBRDEP

1.2 Maintenance for Product Processor as environment variable

This topic describes systematic instructions to maintain Oracle Banking Routing Hub configuration in common core for Oracle Banking Retail Deposit.

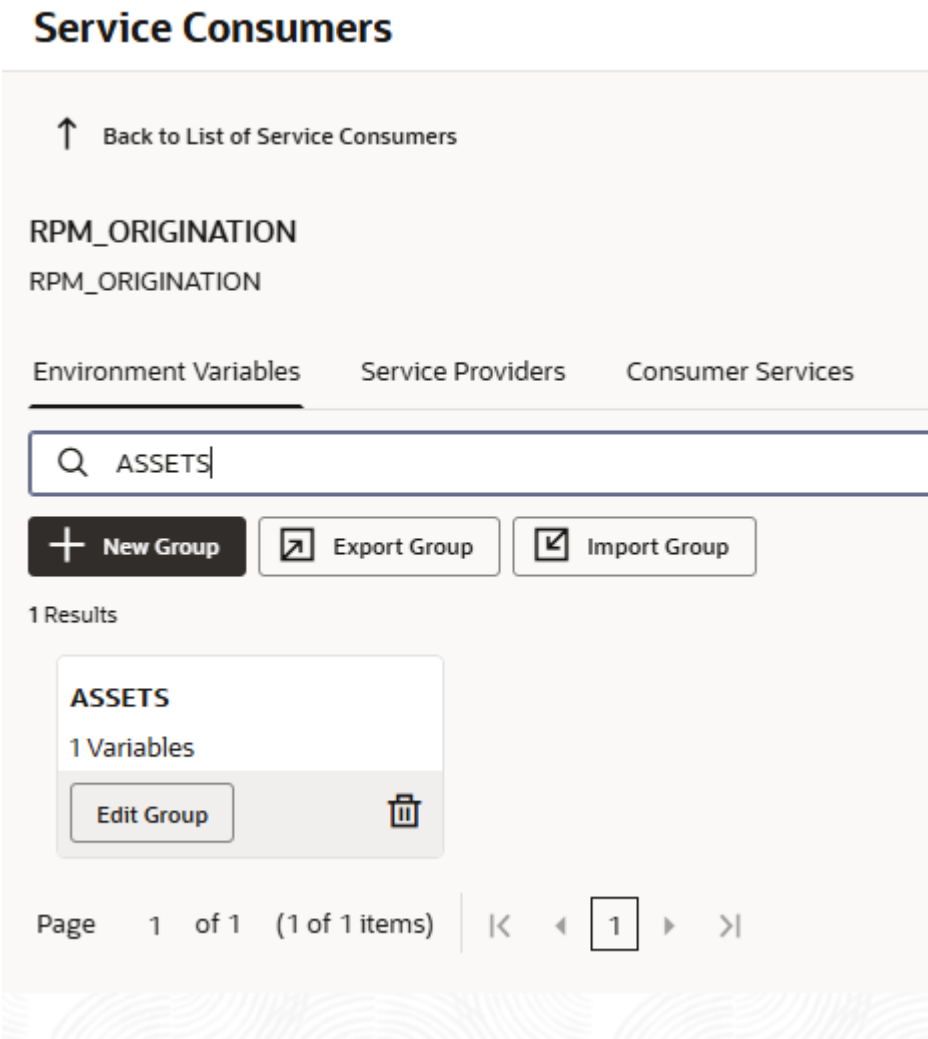
1. On **Home screen**, click **Core Maintenance**. Under **Core Maintenance**, click **Routing Hub**. Under **Routing Hub**, click **Service Consumers**.
2. Click **View More**.

The View More screen displays.

Figure 1-9 View Service Consumer

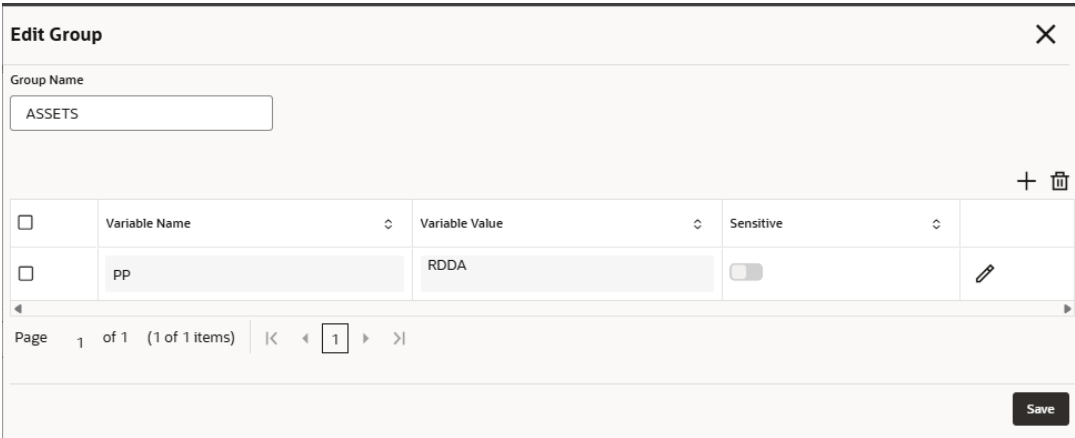
3. Under **Environment Variables**, Click **New Group** and create new group as **ASSETS**.
The Service Consumer screen displays.

Figure 1-10 Add Group



4. Once the **ASSETS** group is created, select **Edit Group**, add a variable named **PP**, and assign it the value **RDDA**.

Figure 1-11 Add Variable



5. Click **RPM_ORIGINATION**. Under **RPM_ORIGINATION**, click **Consumer Services**.
6. Follow below steps for all consumer services mentioned in point number 10 of 2.2 section.
 - a. Search **List_All_Loan_Products**.
 - b. Click **View More**.

The **View Consumer Services** screen displays.

Figure 1-12 View Consumer Services

Service Consumers

↑ Back to List of Service Consumers

RPM_ORIGINATION
RPM_ORIGINATION

Environment Variables Service Providers Consumer Services

Q Search

+ New Consumer Service ☒ Import Consumer Service

1 Results

List_All_Liability_Products
To get All Liability Products

View More

- c. Add **Product_Processor** as a new attribute, include the JSON path, and save the changes.

Figure 1-13 Add Attribute

Edit Consumer Service

Attributes (2/3)

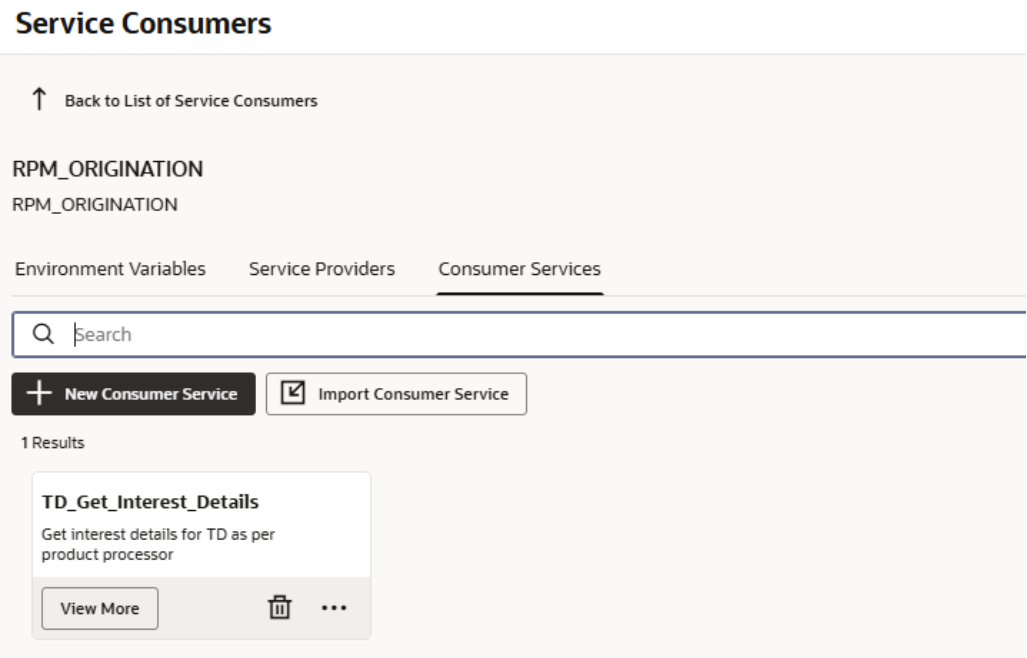
	Name	Value	
<input type="checkbox"/>	Product_Processor	\$.env.ASSETS.PP	

Page 1 of 1 (1 of 1 items) |< 1 >|

Next Step

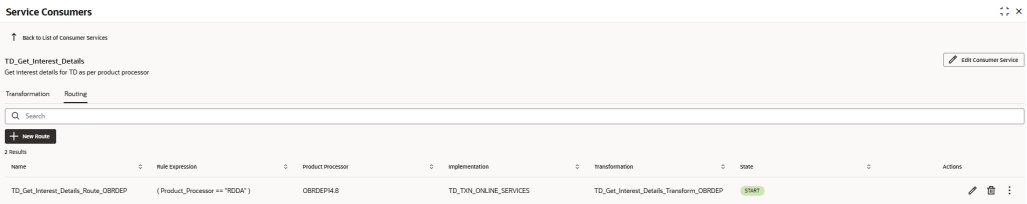
- d. Search **TD_Get_Interest_Details** under **Consumer service** and select **View More**.

Figure 1-14 Consumer Services



- e. Click on **Routing**. Click on **Edit** for **TD_Get_Interest_Details_Route_OBRDEP** route.

Figure 1-15 Service Consumers



- f. Click **Custom**, under **Rule**. Click on



.

Figure 1-16 Edit Route

Edit Route

<

Routing Details (1/2)

>

Name

TD_Get_Interest_Details_Route_OBRDEP

State

Start

Stop

Auto Shutdown

Rule

Default

Custom

Expression

(Product_Processor == "RDDA")

<input type="checkbox"/>	Attribute	Operator	Value	Condition Type	
<input type="checkbox"/>	Product_Processor	==	"RDDA"		

Page 1 of 1 (1 of 1 items)

<

<

1

>

>

Next Step

g. Add **Product_Processor** as attribute and **RDDA**. Click



Figure 1-17 Saved Route

↑ Back to List of Consumer Services

TD_Get_Interest_Details

Get interest details for TD as per product processor

Transformation

Routing

Q

Search

+ New Route

2 Results

Name	Rule Expression	Product Processor	Implementation	Transformation	State
TD_Get_Interest_Details_Route_OBRDEP	(Product_Processor == "RDDA")	OBRDEPI4.8	TD_TXN_ONLINE_SERVICES	TD_Get_Interest_Details_Transform_OBRDEP	Start

Glossary

Index