

Oracle® Banking Origination Decision Service Integration Guide



Release 14.8.1.0.0
G43478-01
October 2025

ORACLE®

Copyright © 2021, 2025, Oracle and/or its affiliates.

This software and related documentation are provided under a license agreement containing restrictions on use and disclosure and are protected by intellectual property laws. Except as expressly permitted in your license agreement or allowed by law, you may not use, copy, reproduce, translate, broadcast, modify, license, transmit, distribute, exhibit, perform, publish, or display any part, in any form, or by any means. Reverse engineering, disassembly, or decompilation of this software, unless required by law for interoperability, is prohibited.

The information contained herein is subject to change without notice and is not warranted to be error-free. If you find any errors, please report them to us in writing.

If this is software, software documentation, data (as defined in the Federal Acquisition Regulation), or related documentation that is delivered to the U.S. Government or anyone licensing it on behalf of the U.S. Government, then the following notice is applicable:

U.S. GOVERNMENT END USERS: Oracle programs (including any operating system, integrated software, any programs embedded, installed, or activated on delivered hardware, and modifications of such programs) and Oracle computer documentation or other Oracle data delivered to or accessed by U.S. Government end users are "commercial computer software," "commercial computer software documentation," or "limited rights data" pursuant to the applicable Federal Acquisition Regulation and agency-specific supplemental regulations. As such, the use, reproduction, duplication, release, display, disclosure, modification, preparation of derivative works, and/or adaptation of i) Oracle programs (including any operating system, integrated software, any programs embedded, installed, or activated on delivered hardware, and modifications of such programs), ii) Oracle computer documentation and/or iii) other Oracle data, is subject to the rights and limitations specified in the license contained in the applicable contract. The terms governing the U.S. Government's use of Oracle cloud services are defined by the applicable contract for such services. No other rights are granted to the U.S. Government.

This software or hardware is developed for general use in a variety of information management applications. It is not developed or intended for use in any inherently dangerous applications, including applications that may create a risk of personal injury. If you use this software or hardware in dangerous applications, then you shall be responsible to take all appropriate fail-safe, backup, redundancy, and other measures to ensure its safe use. Oracle Corporation and its affiliates disclaim any liability for any damages caused by use of this software or hardware in dangerous applications.

Oracle®, Java, MySQL, and NetSuite are registered trademarks of Oracle and/or its affiliates. Other names may be trademarks of their respective owners.

Intel and Intel Inside are trademarks or registered trademarks of Intel Corporation. All SPARC trademarks are used under license and are trademarks or registered trademarks of SPARC International, Inc. AMD, Epyc, and the AMD logo are trademarks or registered trademarks of Advanced Micro Devices. UNIX is a registered trademark of The Open Group.

This software or hardware and documentation may provide access to or information about content, products, and services from third parties. Oracle Corporation and its affiliates are not responsible for and expressly disclaim all warranties of any kind with respect to third-party content, products, and services unless otherwise set forth in an applicable agreement between you and Oracle. Oracle Corporation and its affiliates will not be responsible for any loss, costs, or damages incurred due to your access to or use of third-party content, products, or services, except as set forth in an applicable agreement between you and Oracle.

Contents

Preface

Purpose	i
Audience	i
Documentation Accessibility	i
Critical Patches	i
Diversity and Inclusion	i
Conventions	ii

1 Decision Service Integration

Fetch Credit Decision Score API	1
Fetch Questionnaire API	1
Integration of Decision Service	2

Index

Preface

This topic contains the following sub-topics:

Purpose

This guide is to help with Integration of Oracle Banking Origination Product with Decision Service.

Audience

This guide is intended for the Implementation and IT Staff to implement and maintain the software.

Documentation Accessibility

For information about Oracle's commitment to accessibility, visit the Oracle Accessibility Program website at <http://www.oracle.com/pls/topic/lookup?ctx=acc&id=docacc>.

Access to Oracle Support

Oracle customer access to and use of Oracle support services will be pursuant to the terms and conditions specified in their Oracle order for the applicable services.

Critical Patches

Oracle advises customers to get all their security vulnerability information from the Oracle Critical Patch Update Advisory, which is available at [Critical Patches, Security Alerts and Bulletins](#). All critical patches should be applied in a timely manner to ensure effective security, as strongly recommended by [Oracle Software Security Assurance](#).

Diversity and Inclusion

Oracle is fully committed to diversity and inclusion. Oracle respects and values having a diverse workforce that increases thought leadership and innovation. As part of our initiative to build a more inclusive culture that positively impacts our employees, customers, and partners, we are working to remove insensitive terms from our products and documentation. We are also mindful of the necessity to maintain compatibility with our customers' existing technologies and the need to ensure continuity of service as Oracle's offerings and industry standards evolve. Because of these technical constraints, our effort to remove insensitive terms is ongoing and will take time and external cooperation.

Conventions

The following text conventions are used in this document:

Convention	Meaning
boldface	Boldface type indicates graphical user interface elements associated with an action, or terms defined in text or the glossary.
<i>italic</i>	Italic type indicates book titles, emphasis, or placeholder variables for which user supply particular values.
monospace	Monospace type indicates commands within a paragraph, URLs, code in examples, text that appears on the screen, or text that user enter.

1

Decision Service Integration

User can integrate Oracle Banking Origination with Decision Service through Oracle Banking Routing Hub. This guide briefs the user about the specific steps needed for Integration of these two products and specific maintenance.

Oracle Banking Origination with Decision Service integration allows to get the Credit Decision and Pricing details.

For the smooth integration, Decision Service has provided the following Rest APIs to consume and utilize in product processors.

Note

For configuration details of setting up Bureau Service integration, refer to the **Rule Configuration** topic in the **Configurations User Guide**.

This topic contains the following subtopics:

Fetch Credit Decision Score API

This topic provides information about Fetch Credit Decision Score.

Fetch Credit Decision Score API allows Oracle Banking Origination to get the credit decision and pricing details. This API allows sending various data points as facts get the credit decision and pricing details as per the configuration. This allows Oracle Banking Origination to do the assessment and do risk-based pricing for an application. This API is called when the Credit Rating data-segment is opened.

Table 1-1 Routing Hub Details

Service Provider	Consumer Service	Service
CDS 1.0	TELLER_FUNDING	externalMiscGLRequest - /service/v1/customer/externalMiscGLRequest

Fetch Questionnaire API

This topic describes the API of fetching questionnaire.

The Fetch Questionnaire API allows Oracle Banking Origination to fetch the set of pre-configured questions to be answered by the end customer. Based on the response provided for each question, the system will arrive at a score. This score will further be used in the quantitative analysis and credit decisioning. This API is called when the Qualitative Scorecard data-segment is launched.

Table 1-2 Routing Hub Details

Service Provider	Consumer Service	Service
CDS 1.0	fetchQuestionnaire	fetchQuestionnaire - /cds/ fetchQuestionnaire

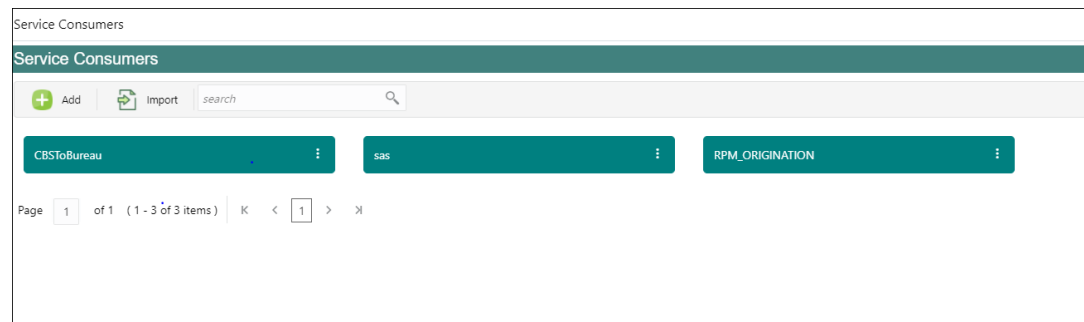
Integration of Decision Service

This topic describes systematic instructions to integrate Oracle Banking Origination.

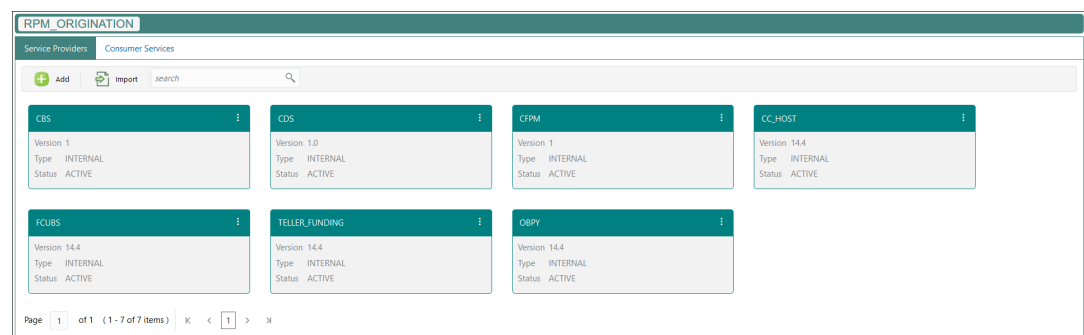
To integrate Oracle Banking Origination with Decision Service through Oracle Banking Routing Hub.

1. On **Home** screen, click **Core Maintenance**. Under **Core Maintenance**, click **Routing Hub**.
2. Under **Routing Hub**, click **Service Consumers**.

The **Service Consumers** screen displays.

Figure 1-1 Service Consumers

3. Click **RPM_ORIGINATION**.
- The **RPM_ORIGINATION** screen displays.

Figure 1-2 RPM_ORIGINATION

4. Click **Import** and upload the **RPM_ORIGINATION_CDS1.0_Provider.json** file provided in the release.

The **Import Service Provider** screen displays.

Figure 1-3 Import Service Provider

5. Click **Import**.

The success message displays once the data is imported successfully.

6. Under **Consumer Service**.

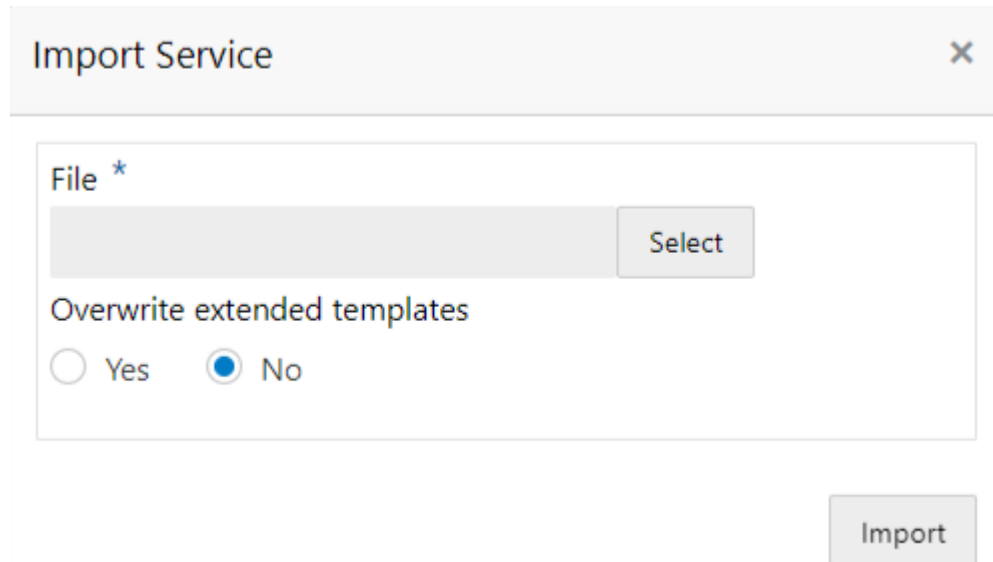
The **Consumer Service** screen displays.

Figure 1-4 Consumer Service

Actions	Name	Description
:	fetchCreditDecisionScore	api
:	Get_Credit_Card_Number	Get_Credit_Card_Number
:	Get_Host_Product_Details_By_Code	Get_Host_Product_Details_By_Code
:	Get_Host_Product_Details_List	Get_Host_Product_Details_List
:	Save_Credit_Card_DS_Details	Save_Credit_Card_DS_Details
:	Update_Credit_Card_Number	Put_Credit_Card_Number
:	Collateral_Onboarding	Collateral_Onboarding
:	Get_Collateral_Details	Get_Collateral_Details
:	Get_Legal_Opinion_Details	Get Legal Opinion Details

7. Click **Import** and upload the **RPM_ORIGINATION_fetchCreditDecisionScore_Service.json** file provided in the release.

The **Import Service** screen displays.

Figure 1-5 Import Service


The dialog box titled "Import Service" contains a "File *" field with a "Select" button. Below this is the text "Overwrite extended templates" with two radio buttons: "Yes" (unselected) and "No" (selected). At the bottom right is an "Import" button.

8. Click **Import**.

The success message displays once the data is imported successfully.

9. Under **Service Provider** tab, click **CDS**.

The **RPM_ORIGINATION** screen displays.

Figure 1-6 RPM_ORIGINATION - CDS


The screenshot shows the "Service Consumers" interface with the breadcrumb "RPM_ORIGINATION > Service Providers > CDS 1.0". The "Implementation" tab is active, showing a table with one item: "CDS". The table has columns for Actions, Name, Description, Service Name, Host, and Port. The "CDS" item is listed under the "Name" column. Below the table is a pagination bar showing "Page 1 of 1 (1 - 1 of 1 items)".

Actions	Name	Description	Service Name	Host	Port
	CDS	CDS			

10. Click actions button and click **Edit**.

The **RPM_ORIGINATION** screen displays.

Figure 1-7 Edit Implementation

Edit Implementation [X]

Name *
CBS_Default

Description *
Default Implementation

Type *
DEFAULT ▼

Default ☒ Eureka Instance ☒

Scheme *
https ▼

Service Name *
CMC-OBCBS-SERVICES

► Headers

► Service

Save

11. Update the **Host** and **Service name** as per the environment (port and service name where the cmc-opds-services has been deployed)
12. Click **Save** to save the implementation details.

Index

D

Decision Service Integration, [1](#)

I

Integration of Decision Service, [2](#)