

# Oracle® Banking Originations Cloud Service

## Decision Service Integration Guide



Release 14.8.2.0.0

G52491-01

April 2026

The Oracle logo, consisting of a solid red square with the word "ORACLE" in white, uppercase, sans-serif font centered within it.

ORACLE®

Copyright © 2021, 2026, Oracle and/or its affiliates.

This software and related documentation are provided under a license agreement containing restrictions on use and disclosure and are protected by intellectual property laws. Except as expressly permitted in your license agreement or allowed by law, you may not use, copy, reproduce, translate, broadcast, modify, license, transmit, distribute, exhibit, perform, publish, or display any part, in any form, or by any means. Reverse engineering, disassembly, or decompilation of this software, unless required by law for interoperability, is prohibited.

The information contained herein is subject to change without notice and is not warranted to be error-free. If you find any errors, please report them to us in writing.

If this is software, software documentation, data (as defined in the Federal Acquisition Regulation), or related documentation that is delivered to the U.S. Government or anyone licensing it on behalf of the U.S. Government, then the following notice is applicable:

U.S. GOVERNMENT END USERS: Oracle programs (including any operating system, integrated software, any programs embedded, installed, or activated on delivered hardware, and modifications of such programs) and Oracle computer documentation or other Oracle data delivered to or accessed by U.S. Government end users are "commercial computer software," "commercial computer software documentation," or "limited rights data" pursuant to the applicable Federal Acquisition Regulation and agency-specific supplemental regulations. As such, the use, reproduction, duplication, release, display, disclosure, modification, preparation of derivative works, and/or adaptation of i) Oracle programs (including any operating system, integrated software, any programs embedded, installed, or activated on delivered hardware, and modifications of such programs), ii) Oracle computer documentation and/or iii) other Oracle data, is subject to the rights and limitations specified in the license contained in the applicable contract. The terms governing the U.S. Government's use of Oracle cloud services are defined by the applicable contract for such services. No other rights are granted to the U.S. Government.

This software or hardware is developed for general use in a variety of information management applications. It is not developed or intended for use in any inherently dangerous applications, including applications that may create a risk of personal injury. If you use this software or hardware in dangerous applications, then you shall be responsible to take all appropriate fail-safe, backup, redundancy, and other measures to ensure its safe use. Oracle Corporation and its affiliates disclaim any liability for any damages caused by use of this software or hardware in dangerous applications.

Oracle®, Java, MySQL, and NetSuite are registered trademarks of Oracle and/or its affiliates. Other names may be trademarks of their respective owners.

Intel and Intel Inside are trademarks or registered trademarks of Intel Corporation. All SPARC trademarks are used under license and are trademarks or registered trademarks of SPARC International, Inc. AMD, Epyc, and the AMD logo are trademarks or registered trademarks of Advanced Micro Devices. UNIX is a registered trademark of The Open Group.

This software or hardware and documentation may provide access to or information about content, products, and services from third parties. Oracle Corporation and its affiliates are not responsible for and expressly disclaim all warranties of any kind with respect to third-party content, products, and services unless otherwise set forth in an applicable agreement between you and Oracle. Oracle Corporation and its affiliates will not be responsible for any loss, costs, or damages incurred due to your access to or use of third-party content, products, or services, except as set forth in an applicable agreement between you and Oracle.

# Contents

## Preface

---

Purpose	i
Audience	i
Documentation Accessibility	i
Diversity and Inclusion	i
Conventions	ii

## 1 Decision Service Integration

---

1.1 Integration of Decision Service	1
1.2 Fetch Credit Decision Score API	5
1.3 Fetch Questionnaire API	6

# Preface

This topic contains the following sub-topics:

- [Purpose](#)
- [Audience](#)
- [Documentation Accessibility](#)
- [Diversity and Inclusion](#)
- [Conventions](#)

## Purpose

This guide is to help with Integration of Oracle Banking Originations Cloud Service Product with Decision Service.

## Audience

This guide is intended for the Implementation and IT Staff to implement and maintain the software.

## Documentation Accessibility

For information about Oracle's commitment to accessibility, visit the Oracle Accessibility Program website at <http://www.oracle.com/pls/topic/lookup?ctx=acc&id=docacc>.

### Access to Oracle Support

Oracle customers that have purchased support have access to electronic support through My Oracle Support. For information, visit <http://www.oracle.com/pls/topic/lookup?ctx=acc&id=info> or visit <http://www.oracle.com/pls/topic/lookup?ctx=acc&id=trs> if you are hearing impaired.

## Diversity and Inclusion

Oracle is fully committed to diversity and inclusion. Oracle respects and values having a diverse workforce that increases thought leadership and innovation. As part of our initiative to build a more inclusive culture that positively impacts our employees, customers, and partners, we are working to remove insensitive terms from our products and documentation. We are also mindful of the necessity to maintain compatibility with our customers' existing technologies and the need to ensure continuity of service as Oracle's offerings and industry standards evolve. Because of these technical constraints, our effort to remove insensitive terms is ongoing and will take time and external cooperation.

## Conventions

The following text conventions are used in this document:

Convention	Meaning
<b>boldface</b>	Boldface type indicates graphical user interface elements associated with an action, or terms defined in text or the glossary.
<i>italic</i>	Italic type indicates book titles, emphasis, or placeholder variables for which user supply particular values.
monospace	Monospace type indicates commands within a paragraph, URLs, code in examples, text that appears on the screen, or text that user enter.

# 1

## Decision Service Integration

User can integrate Oracle Banking Originations Cloud Service with Decision Service through Oracle Banking Routing Hub. This guide briefs the user about the specific steps needed for Integration of these two products and specific maintenance.

Oracle Banking Originations Cloud Service with Decision Service integration allows to get the Credit Decision and Pricing details.

For the smooth integration, Decision Service has provided the following Rest APIs to consume and utilize in product processors.

### Note

For configuration details of setting up Decision Service integration, refer to the **Rule Configuration** topic in the **Configurations User Guide**.

This topic contains the following subtopics:

- [Integration of Decision Service](#)  
This topic describes systematic instructions to integrate Oracle Banking Originations Cloud Service.
- [Fetch Credit Decision Score API](#)  
This topic provides information about Fetch Credit Decision Score.
- [Fetch Questionnaire API](#)  
This topic describes the API of fetching questionnaire.

### 1.1 Integration of Decision Service

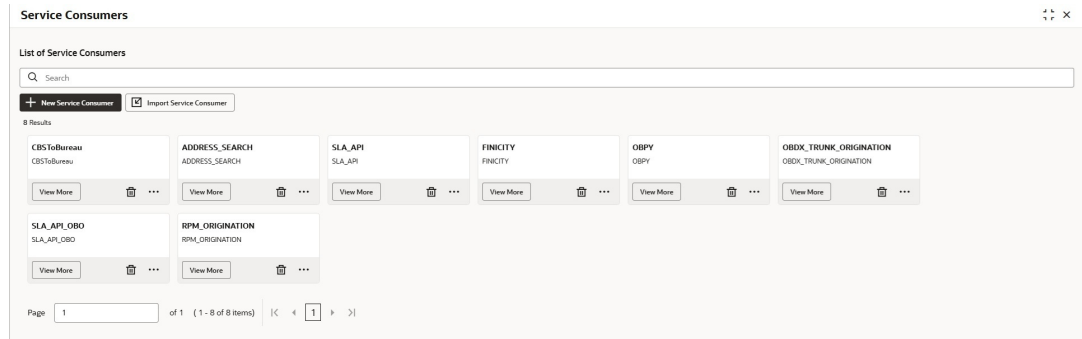
This topic describes systematic instructions to integrate Oracle Banking Originations Cloud Service.

To integrate Oracle Banking Originations Cloud Service with Decision Service through Oracle Banking Routing Hub.

1. From **Homescreen**, click **Menu**, and click **Interconnect** and then click **Routing Hub**.
2. Under **Routing Hub**, click **Service Consumers**.

The **Service Consumers** screen displays.

**Figure 1-1 Service Consumers**



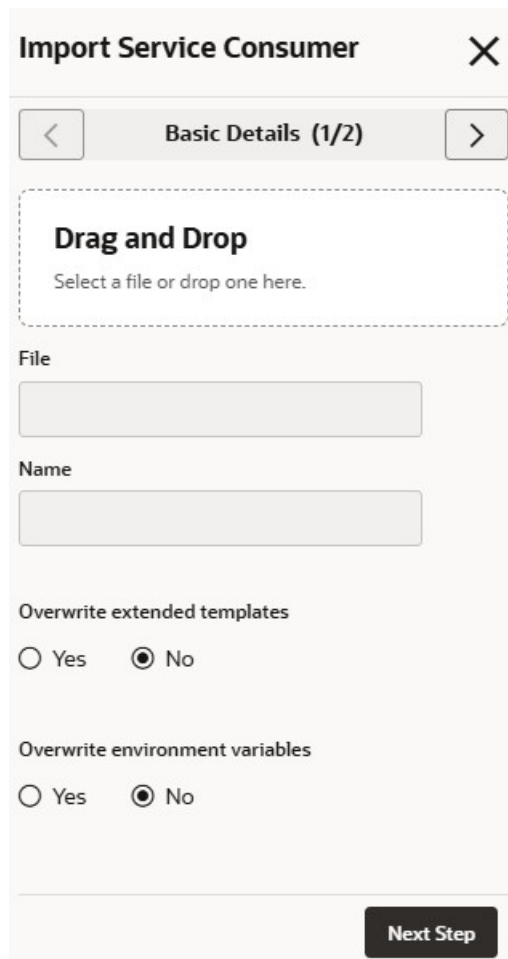
**3. Click Import Service Consumer.**

**Note**

If the user has already imported the OBOConsumer.zip file, skip steps from 3 to 5 to avoid overwriting it.

The **Import Service Consumer - Basic Details** screen displays.

**Figure 1-2 Import Service Consumer - Basic Details**



For more information, refer to the fields description table below.

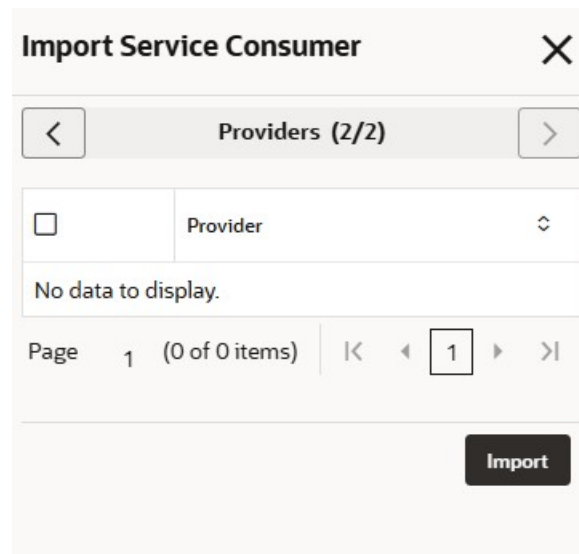
**Table 1-1 Import Service Consumer - Basic Details**

Field	Description
<b>Drag and Drop</b>	Click <b>Drag and Drop</b> to upload the OBOConsumer.zip file for the current release.
<b>File</b>	Displays the uploaded file name.
<b>Name</b>	Displays the name of provider.
<b>Overwrite extended templates</b>	Select the overwrite extended templates. The available options are: <ul style="list-style-type: none"> <li>• <b>Yes</b></li> <li>• <b>No</b></li> </ul>
<b>Overwrite environment variables</b>	Select the overwrite environment variables. The available options are: <ul style="list-style-type: none"> <li>• <b>Yes</b></li> <li>• <b>No</b></li> </ul>

4. Click **Next Step**.

The **Import Service Consumer - Providers** screen displays.

**Figure 1-3 Import Service Consumer - Providers**



5. Click **Import**.

A new service consumer tile is added for the release.

6. Click **View More** on the RPM\_ORIGINATION tile.

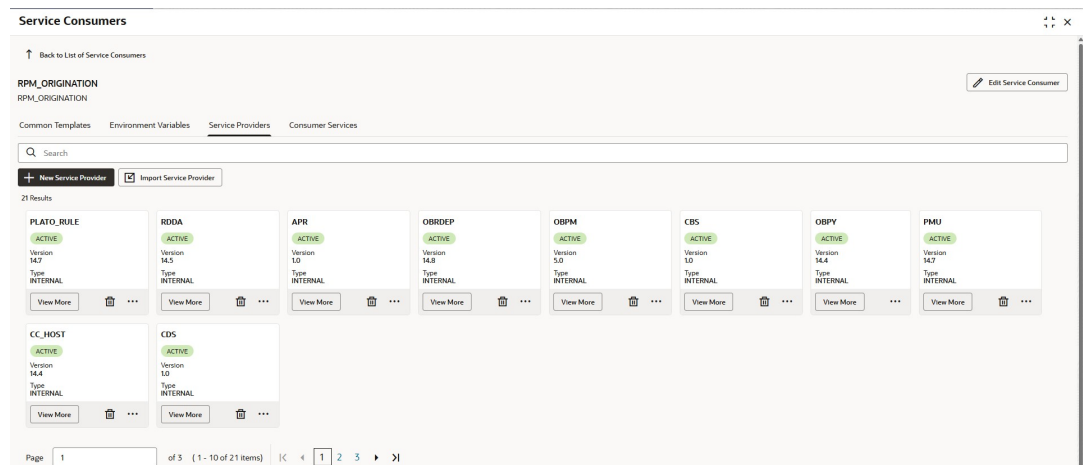
The **RPM\_ORIGINATION** screen displays.

Figure 1-4 RPM\_ORIGINATION



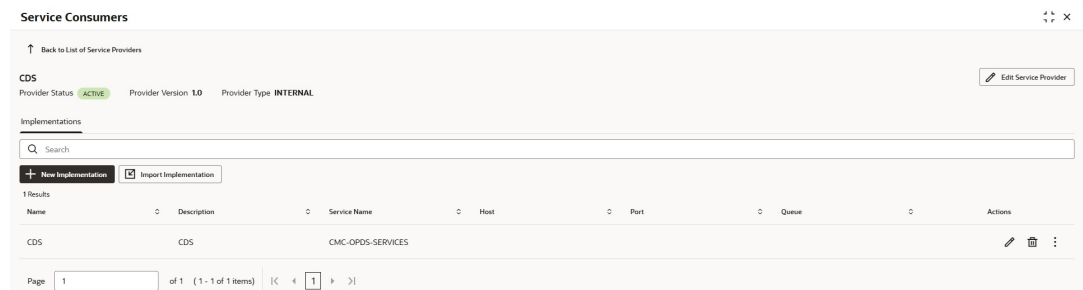
7. Click **Service Provider** tab.  
The **Service Provider** tab displays.

Figure 1-5 Service Provider



8. Click **View More** on the CDS tile.  
The **CDS** screen displays.

Figure 1-6 RPM\_ORIGINATION - CDS




9. Click  on one of the items.  
The **Edit Implementation** screen displays.

Figure 1-7 Edit Implementation

**Edit Implementation** [Close]

Implementation Details (1/4) [Previous] [Next]

Implementation Name:

Implementation Description:

Implementation Type:

Eureka Instance:

Default:

Single Tenant:

Scheme:

Service Name:

Host:

Port:

URL Prefix To Strip:

Use WSDL details (scheme, host and port) for SOAP service invocation:

Use Proxy:

[Next Step]

10. Change the **Host** and **Service name** as per the environment (port and service name where the cmc-opds-services has been deployed) and click **Next Step**.
11. Click **Save** to save the implementation details.

## 1.2 Fetch Credit Decision Score API

This topic provides information about Fetch Credit Decision Score.

Fetch Credit Decision Score API allows Oracle Banking Originations Cloud Service to get the credit decision and pricing details. This API allows sending various data points as facts get the credit decision and pricing details as per the configuration. This allows Oracle Banking Originations Cloud Service to do the assessment and do risk-based pricing for an application. This API is called when the Credit Rating data-segment is opened.

Table 1-2 Routing Hub Details

Service Provider	Consumer Service	Service
CDS 1.0	TELLER_FUNDING	externalMiscGLRequest - /service/v1/customer/externalMiscGLRequest

## 1.3 Fetch Questionnaire API

This topic describes the API of fetching questionnaire.

The Fetch Questionnaire API allows Oracle Banking Originations Cloud Service to fetch the set of pre-configured questions to be answered by the end customer. Based on the response provided for each question, the system will arrive at a score. This score will further be used in the quantitative analysis and credit decisioning. This API is called when the Qualitative Scorecard data-segment is launched.

**Table 1-3 Routing Hub Details**

Service Provider	Consumer Service	Service
CDS 1.0	fetchQuestionnaire	fetchQuestionnaire - /cds/ fetchQuestionnaire