

Oracle® Banking Payments

Firefox Browser Settings



Release 14.8.1.0.0
G44850-01
October 2025

ORACLE®

Oracle Banking Payments Firefox Browser Settings, Release 14.8.1.0.0

G44850-01

Copyright © 2017, 2025, Oracle and/or its affiliates.

This software and related documentation are provided under a license agreement containing restrictions on use and disclosure and are protected by intellectual property laws. Except as expressly permitted in your license agreement or allowed by law, you may not use, copy, reproduce, translate, broadcast, modify, license, transmit, distribute, exhibit, perform, publish, or display any part, in any form, or by any means. Reverse engineering, disassembly, or decompilation of this software, unless required by law for interoperability, is prohibited.

The information contained herein is subject to change without notice and is not warranted to be error-free. If you find any errors, please report them to us in writing.

If this is software, software documentation, data (as defined in the Federal Acquisition Regulation), or related documentation that is delivered to the U.S. Government or anyone licensing it on behalf of the U.S. Government, then the following notice is applicable:

U.S. GOVERNMENT END USERS: Oracle programs (including any operating system, integrated software, any programs embedded, installed, or activated on delivered hardware, and modifications of such programs) and Oracle computer documentation or other Oracle data delivered to or accessed by U.S. Government end users are "commercial computer software," "commercial computer software documentation," or "limited rights data" pursuant to the applicable Federal Acquisition Regulation and agency-specific supplemental regulations. As such, the use, reproduction, duplication, release, display, disclosure, modification, preparation of derivative works, and/or adaptation of i) Oracle programs (including any operating system, integrated software, any programs embedded, installed, or activated on delivered hardware, and modifications of such programs), ii) Oracle computer documentation and/or iii) other Oracle data, is subject to the rights and limitations specified in the license contained in the applicable contract. The terms governing the U.S. Government's use of Oracle cloud services are defined by the applicable contract for such services. No other rights are granted to the U.S. Government.

This software or hardware is developed for general use in a variety of information management applications. It is not developed or intended for use in any inherently dangerous applications, including applications that may create a risk of personal injury. If you use this software or hardware in dangerous applications, then you shall be responsible to take all appropriate fail-safe, backup, redundancy, and other measures to ensure its safe use. Oracle Corporation and its affiliates disclaim any liability for any damages caused by use of this software or hardware in dangerous applications.

Oracle®, Java, MySQL, and NetSuite are registered trademarks of Oracle and/or its affiliates. Other names may be trademarks of their respective owners.

Intel and Intel Inside are trademarks or registered trademarks of Intel Corporation. All SPARC trademarks are used under license and are trademarks or registered trademarks of SPARC International, Inc. AMD, Epyc, and the AMD logo are trademarks or registered trademarks of Advanced Micro Devices. UNIX is a registered trademark of The Open Group.

This software or hardware and documentation may provide access to or information about content, products, and services from third parties. Oracle Corporation and its affiliates are not responsible for and expressly disclaim all warranties of any kind with respect to third-party content, products, and services unless otherwise set forth in an applicable agreement between you and Oracle. Oracle Corporation and its affiliates will not be responsible for any loss, costs, or damages incurred due to your access to or use of third-party content, products, or services, except as set forth in an applicable agreement between you and Oracle.

Contents

1	Firefox Configuration (Latest Qualified Version)	
1.1	Clear Cache	1
1.2	Suppress Caching	2
1.3	Enable Pop-ups for Oracle Banking Payments	3
1.4	Browser Behavior	4

Preface

- [Purpose](#)
- [Audience](#)
This manual is intended for the following User/User Roles:
- [Documentation Accessibility](#)
- [Critical Patches](#)
- [Diversity and Inclusion](#)
- [Conventions](#)

Purpose

This guide is designed to help acquaint you with the Oracle Banking Payments application. This guide provides answers to specific features and procedures that the user need to be aware of the module to function successfully.

Audience

This manual is intended for the following User/User Roles:

Table User Roles

Role	Function
Implementation & IT Staff	Implementation & Maintenance of the Software

[Documentation Accessibility](#)

For information about Oracle's commitment to accessibility, visit the Oracle Accessibility Program website at <http://www.oracle.com/pls/topic/lookup?ctx=acc&id=docacc>.

Access to Oracle Support

Oracle customers that have purchased support have access to electronic support through My Oracle Support. For information, visit <http://www.oracle.com/pls/topic/lookup?ctx=acc&id=info> or visit <http://www.oracle.com/pls/topic/lookup?ctx=acc&id=trs> if you are hearing impaired.

Critical Patches

Oracle advises customers to get all their security vulnerability information from the Oracle Critical Patch Update Advisory, which is available at [Critical Patches, Security Alerts and Bulletins](#). All critical patches should be applied in a timely manner to make sure effective security, as strongly recommended by [Oracle Software Security Assurance](#).

Diversity and Inclusion

Oracle is fully committed to diversity and inclusion. Oracle respects and values having a diverse workforce that increases thought leadership and innovation. As part of our initiative to

build a more inclusive culture that positively impacts our employees, customers, and partners, we are working to remove insensitive terms from our products and documentation. We are also mindful of the necessity to maintain compatibility with our customers' existing technologies and the need to ensure continuity of service as Oracle's offerings and industry standards evolve. Because of these technical constraints, our effort to remove insensitive terms is ongoing and will take time and external cooperation.

Conventions

The following text conventions are used in this document:

Convention	Meaning
boldface	Boldface type indicates graphical user interface elements associated with an action, or terms defined in text.
<i>italic</i>	Italic type indicates book titles, emphasis, or placeholder variables for which you supply particular values.
<code>monospace</code>	Monospace type indicates commands within a paragraph, URLs, code in examples, text that appears on the screen, or text that you enter.

1

Firefox Configuration (Latest Qualified Version)

This topic describes the configuration of the Firefox application.

For details on the latest version of the software qualified with Oracle Banking, refer to the release certificate.

- [Clear Cache](#)
This topic explains systematic instructions to clear the browser cache.
- [Suppress Caching](#)
This topic explains systematic instructions to suppress caching.
- [Enable Pop-ups for Oracle Banking Payments](#)
This topic explains systematic instructions to enable pop-ups for Oracle Banking Payments.
- [Browser Behavior](#)

1.1 Clear Cache

This topic explains systematic instructions to clear the browser cache.

1. Launch **Firefox** browser.
The **Homepage** of the browser displays.
2. On the **Homepage**, click the **Settings** icon.
A pop-up window displays.
3. On the pop-up settings window, click **Manage More settings**.
The **Settings** screen displays.
4. On the **Settings** screen, click **Privacy and Security**.
The **Privacy and Security** screen displays.
5. On the **Privacy and Security** screen, under **History**, click **Clear History**.
The **Clear Recent History** window displays.

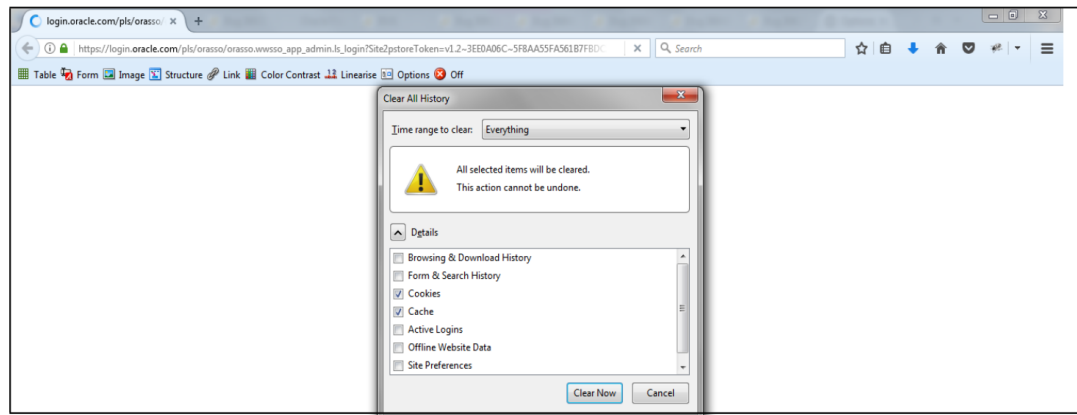
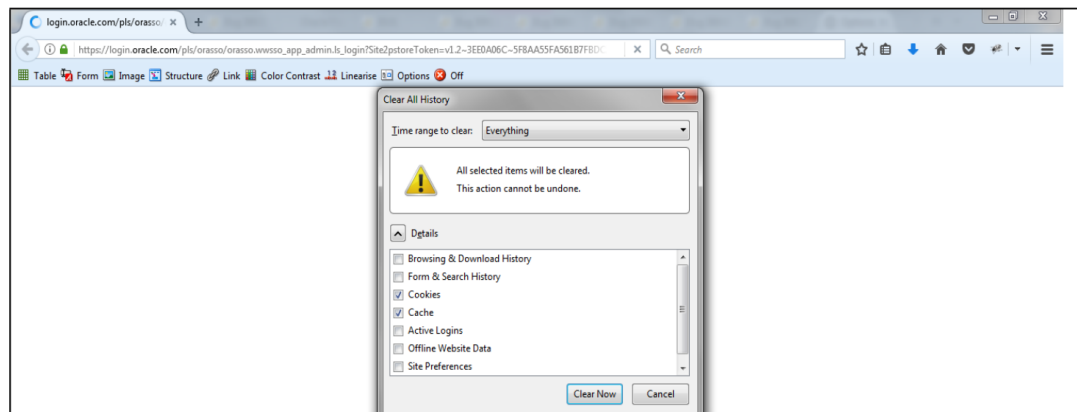


Figure 1-1 Clear Recent History

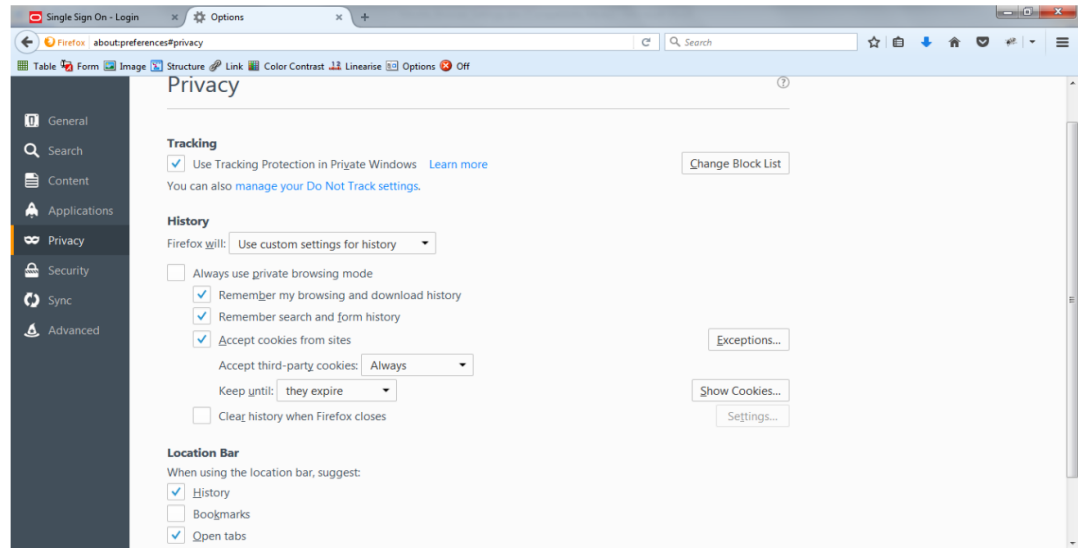


6. On the **Clear Recent History** window, select the **Everything** option in the field of **Time range to clear**.
7. Click **OK**.

1.2 Suppress Caching

This topic explains systematic instructions to suppress caching.

1. Launch **Firefox** browser.
The **Homepage** of the browser displays.
2. On the **Homepage**, click the **Settings** icon.
A pop-up window displays.
3. On the **Settings** screen, click **Privacy and Security**.
The **Privacy and Security** screen displays.

Figure 1-2 Privacy and Security

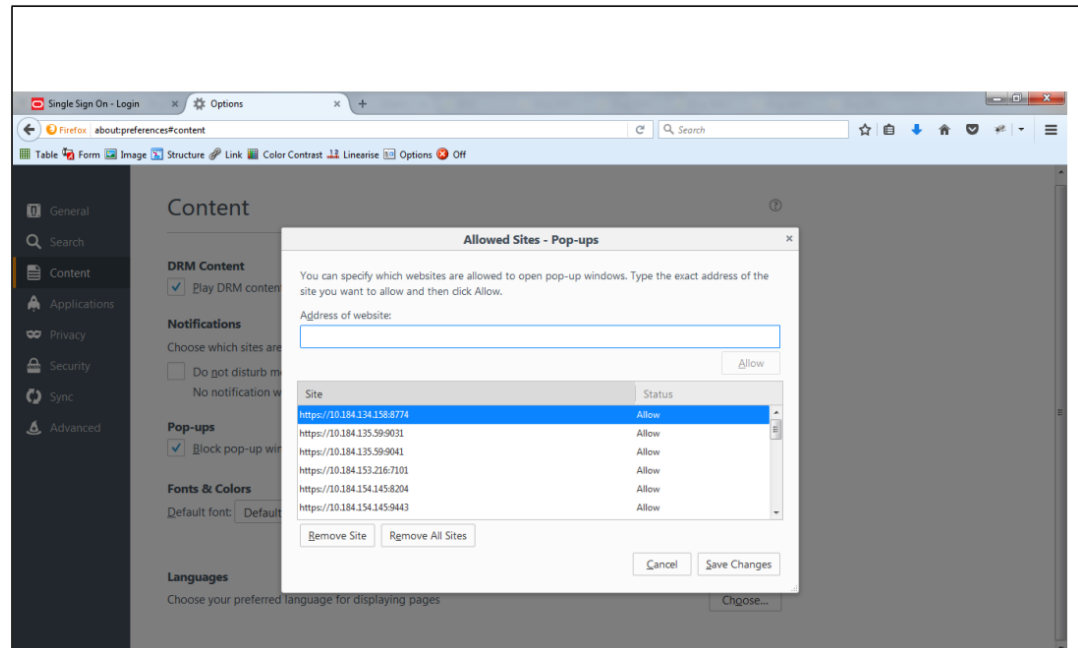
4. On the **Privacy and Security** screen, under **History**, select the **Use custom settings for history** option from the drop-down list for the **Firefox will** field.
5. Exit the screen.

1.3 Enable Pop-ups for Oracle Banking Payments

This topic explains systematic instructions to enable pop-ups for Oracle Banking Payments.

1. Launch **Firefox** browser.
The **Homepage** of the browser displays.
2. On the **Homepage**, click the **Settings** icon.
A pop-up window displays.
3. On the **Settings** screen, click **Privacy and Security**.
The **Privacy and Security** screen displays.

Figure 1-3 Privacy and Security



4. On the **Privacy and Security** screen, under **Permissions**, check the **Block pop-up windows** box, and then click **Exceptions**.

The **Allowed Websites- Pop-ups** window displays.

5. Enter the URL of the Oracle Banking Payments application in the **Address of website** field, and then click **Allow**.
6. Click **Save Changes**, and then click **OK**.

1.4 Browser Behavior

On clicking **List of Values (LOV)** in the **Firefox** application, the cursor is positioned before the % symbol in the query field.