

# Oracle® Banking Payments

## SOAP Web Service UI Setup Guide



Release 14.8.1.0.0  
G45533-01  
October 2025

ORACLE®

Copyright © 2017, 2025, Oracle and/or its affiliates.

This software and related documentation are provided under a license agreement containing restrictions on use and disclosure and are protected by intellectual property laws. Except as expressly permitted in your license agreement or allowed by law, you may not use, copy, reproduce, translate, broadcast, modify, license, transmit, distribute, exhibit, perform, publish, or display any part, in any form, or by any means. Reverse engineering, disassembly, or decompilation of this software, unless required by law for interoperability, is prohibited.

The information contained herein is subject to change without notice and is not warranted to be error-free. If you find any errors, please report them to us in writing.

If this is software, software documentation, data (as defined in the Federal Acquisition Regulation), or related documentation that is delivered to the U.S. Government or anyone licensing it on behalf of the U.S. Government, then the following notice is applicable:

U.S. GOVERNMENT END USERS: Oracle programs (including any operating system, integrated software, any programs embedded, installed, or activated on delivered hardware, and modifications of such programs) and Oracle computer documentation or other Oracle data delivered to or accessed by U.S. Government end users are "commercial computer software," "commercial computer software documentation," or "limited rights data" pursuant to the applicable Federal Acquisition Regulation and agency-specific supplemental regulations. As such, the use, reproduction, duplication, release, display, disclosure, modification, preparation of derivative works, and/or adaptation of i) Oracle programs (including any operating system, integrated software, any programs embedded, installed, or activated on delivered hardware, and modifications of such programs), ii) Oracle computer documentation and/or iii) other Oracle data, is subject to the rights and limitations specified in the license contained in the applicable contract. The terms governing the U.S. Government's use of Oracle cloud services are defined by the applicable contract for such services. No other rights are granted to the U.S. Government.

This software or hardware is developed for general use in a variety of information management applications. It is not developed or intended for use in any inherently dangerous applications, including applications that may create a risk of personal injury. If you use this software or hardware in dangerous applications, then you shall be responsible to take all appropriate fail-safe, backup, redundancy, and other measures to ensure its safe use. Oracle Corporation and its affiliates disclaim any liability for any damages caused by use of this software or hardware in dangerous applications.

Oracle®, Java, MySQL, and NetSuite are registered trademarks of Oracle and/or its affiliates. Other names may be trademarks of their respective owners.

Intel and Intel Inside are trademarks or registered trademarks of Intel Corporation. All SPARC trademarks are used under license and are trademarks or registered trademarks of SPARC International, Inc. AMD, Epyc, and the AMD logo are trademarks or registered trademarks of Advanced Micro Devices. UNIX is a registered trademark of The Open Group.

This software or hardware and documentation may provide access to or information about content, products, and services from third parties. Oracle Corporation and its affiliates are not responsible for and expressly disclaim all warranties of any kind with respect to third-party content, products, and services unless otherwise set forth in an applicable agreement between you and Oracle. Oracle Corporation and its affiliates will not be responsible for any loss, costs, or damages incurred due to your access to or use of third-party content, products, or services, except as set forth in an applicable agreement between you and Oracle.

# Contents

## Preface

---

Purpose	i
Prerequisite	i
Acronyms and Abbreviations	i
Audience	i
Critical Patches	i
Diversity and Inclusion	ii
Documentation Accessibility	ii
Screenshot Disclaimer	ii
Web Browser Support Policy	ii

## 1 Hosting Web Services Documentation Locally

---

1.1	Configuring the Python path on the local	1
1.2	Local deployment of Web Service Documentation	3

# Preface

- [Purpose](#)
- [Prerequisite](#)
- [Acronyms and Abbreviations](#)
- [Audience](#)
- [Critical Patches](#)
- [Diversity and Inclusion](#)
- [Documentation Accessibility](#)
- [Screenshot Disclaimer](#)
- [Web Browser Support Policy](#)

## Purpose

This guide is designed to help acquaint you with the Oracle Banking Payments application. This guide provides answers to specific features and procedures that the user need to be aware of the module to function successfully.

## Prerequisite

Ensure that Python is installed on your system.

## Acronyms and Abbreviations

The list of the acronyms and abbreviations used are as follows:

**Table 1 Acronyms and Abbreviations**

Abbreviation	Description
SOAP	Simple Object Access Protocol

## Audience

This guide is intended for the following audience:

- Customers
- Partners

## Critical Patches

Oracle advises customers to get all their security vulnerability information from the Oracle Critical Patch Update Advisory, which is available at [Critical Patches, Security Alerts and Bulletins](#). All critical patches should be applied in a timely manner to ensure effective security, as strongly recommended by [Oracle Software Security Assurance](#).

## Diversity and Inclusion

Oracle is fully committed to diversity and inclusion. Oracle respects and values having a diverse workforce that increases thought leadership and innovation. As part of our initiative to build a more inclusive culture that positively impacts our employees, customers, and partners, we are working to remove insensitive terms from our products and documentation. We are also mindful of the necessity to maintain compatibility with our customers' existing technologies and the need to ensure continuity of service as Oracle's offerings and industry standards evolve. Because of these technical constraints, our effort to remove insensitive terms is ongoing and will take time and external cooperation.

## Documentation Accessibility

For information about Oracle's commitment to accessibility, visit the Oracle Accessibility Program website at <http://www.oracle.com/pls/topic/lookup?ctx=acc&id=docacc>.

### Access to Oracle Support

Oracle customers that have purchased support have access to electronic support through My Oracle Support. For information, visit <http://www.oracle.com/pls/topic/lookup?ctx=acc&id=info> or visit <http://www.oracle.com/pls/topic/lookup?ctx=acc&id=trs> if you are hearing impaired.

## Screenshot Disclaimer

The personal information used in the interface or documents is sample data and does not exist in the real world. It is provided for reference purposes only.

## Web Browser Support Policy

Webservices are best viewed in Firefox. For detailed information on Browser Support, please refer to the [Oracle Software Web Browser Support Policy](#).

# 1

## Hosting Web Services Documentation Locally

This topic provides an overview of how to set up API locally on your system.

This topic contains the following sub-topics:

- [Configuring the Python path on the local](#)  
This topic provides the systematic instructions to configure the Python path on your local machine.
- [Local deployment of Web Service Documentation](#)  
This topic provides an overview on serving web service documentation from your local machine or server.

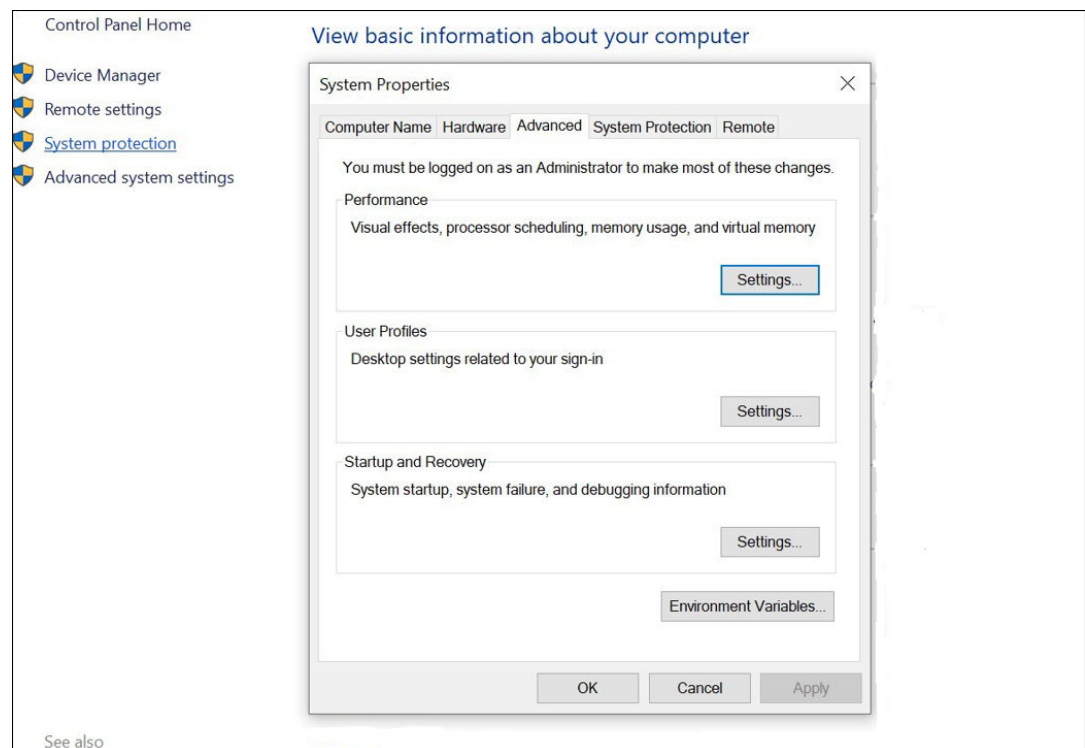
### 1.1 Configuring the Python path on the local

This topic provides the systematic instructions to configure the Python path on your local machine.

1. Navigate to **Control Panel** and click **Advanced system settings**.

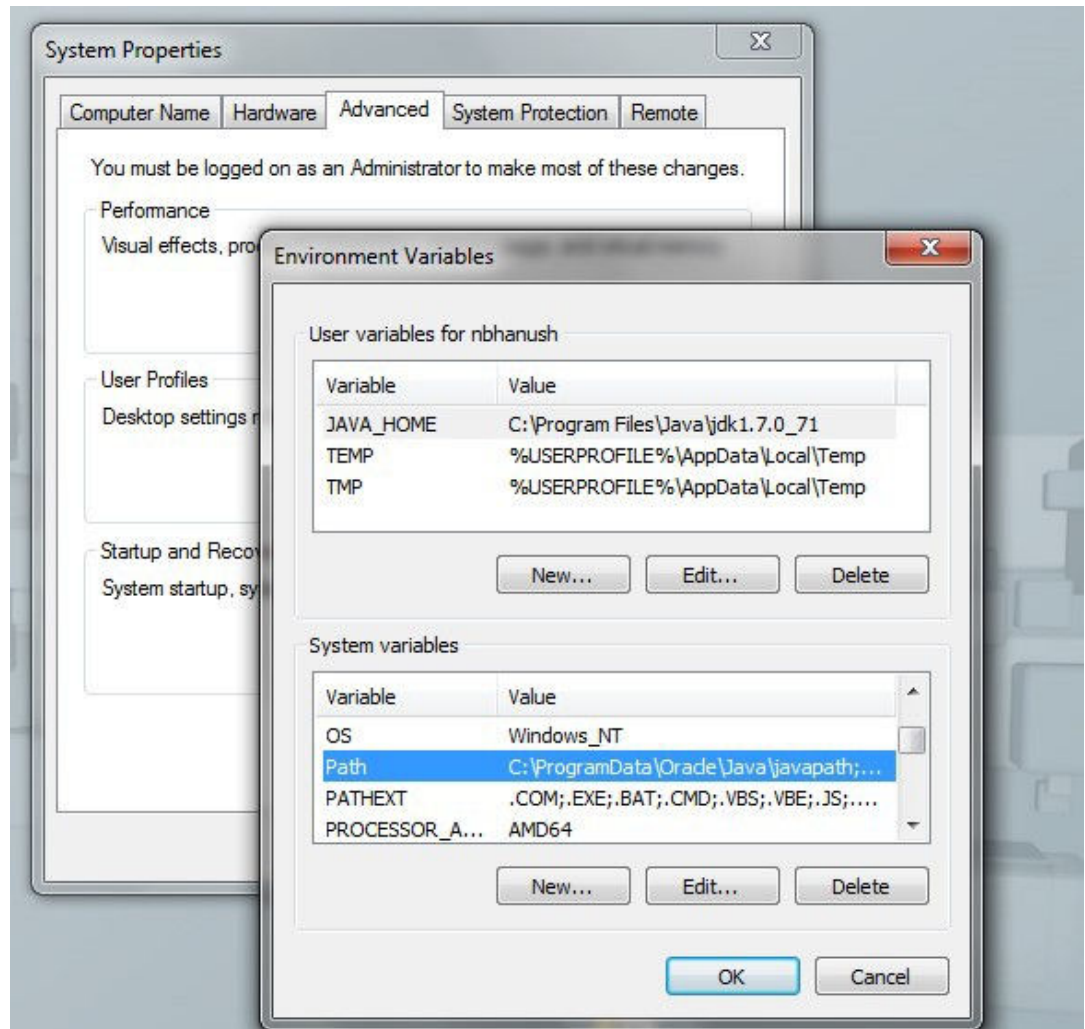
The **System Properties** window is displayed.

**Figure 1-1 System Properties**



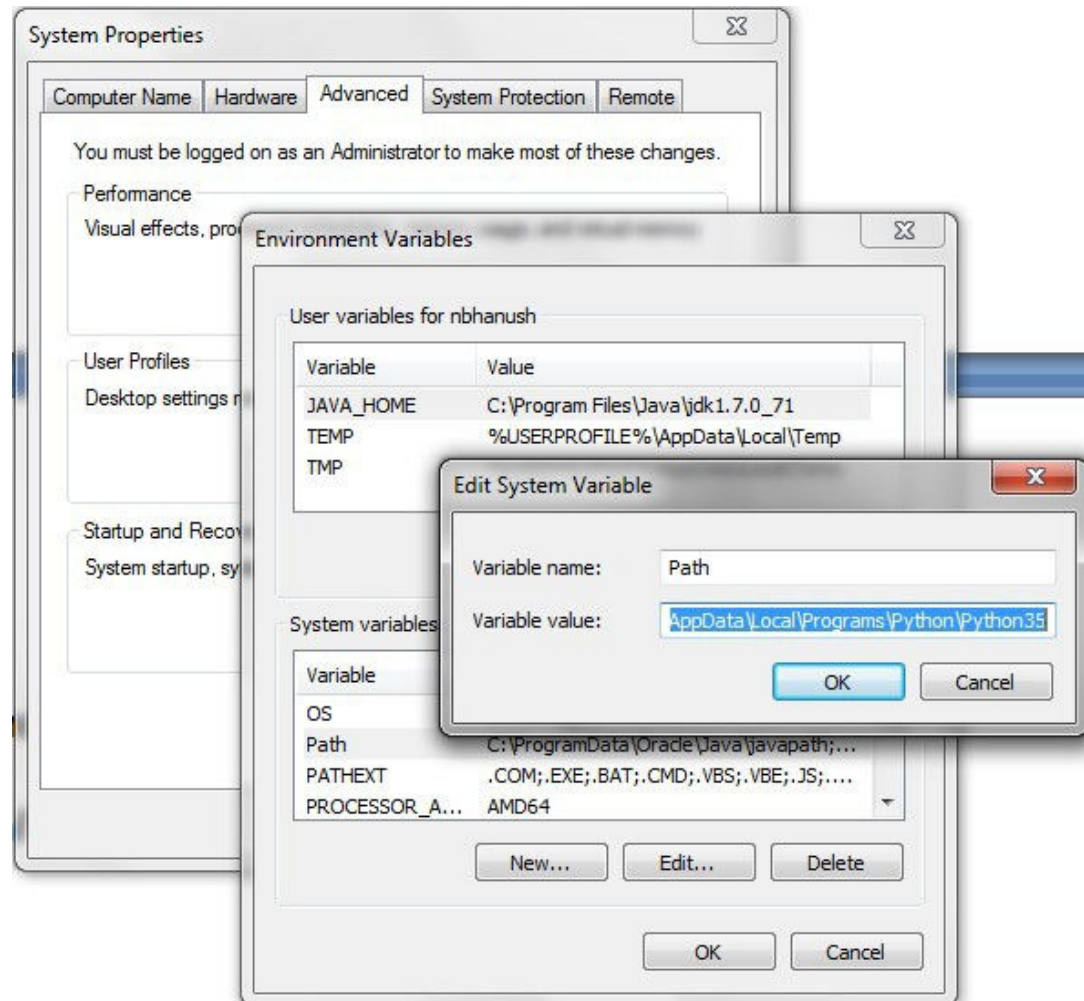
2. Click **Environment Variables**.

The **Environment Variables** window is displayed.

**Figure 1-2 Environment Variables**

3. On the **Environment Variables** screen, select the path from the system variable and click **Edit**.

The **Edit System Variable** window is displayed.

**Figure 1-3 Edit System Variable**

4. On the **Edit System Variable** window, add Python installation path in the path variable.

For example:

C:\Users\nbhanush\AppData\Local\Programs\Python\Python35

## 1.2 Local deployment of Web Service Documentation

This topic provides an overview on serving web service documentation from your local machine or server.

Follow the below steps to host the Web Service Documentation locally:

1. Obtain the **Web\_Service\_Documentation.zip** and place it in the destination folder.

Web Service Documentation UI needs an HTTP Server to render itself. You can run a standalone HTTP Server using Python.

2. Assuming the **Web\_Service\_Documentation.zip** is extracted on a Windows machine in the following path D:\OBPM\WebServiceDoc\Web\_Service\_Documentation, run the following command `cmd>cd`

D:\OBPM\WebServiceDoc\Web\_Service\_Documentation to start a HTTP Server using Python.

8888 is the port for the HTTP server to listen.



## 3. Run the following command from the browser.

- `python -m SimpleHTTPServer 8888`, if Python version is older than Python 3.
- `python -m http.server 8888`, if Python version is Python 3.

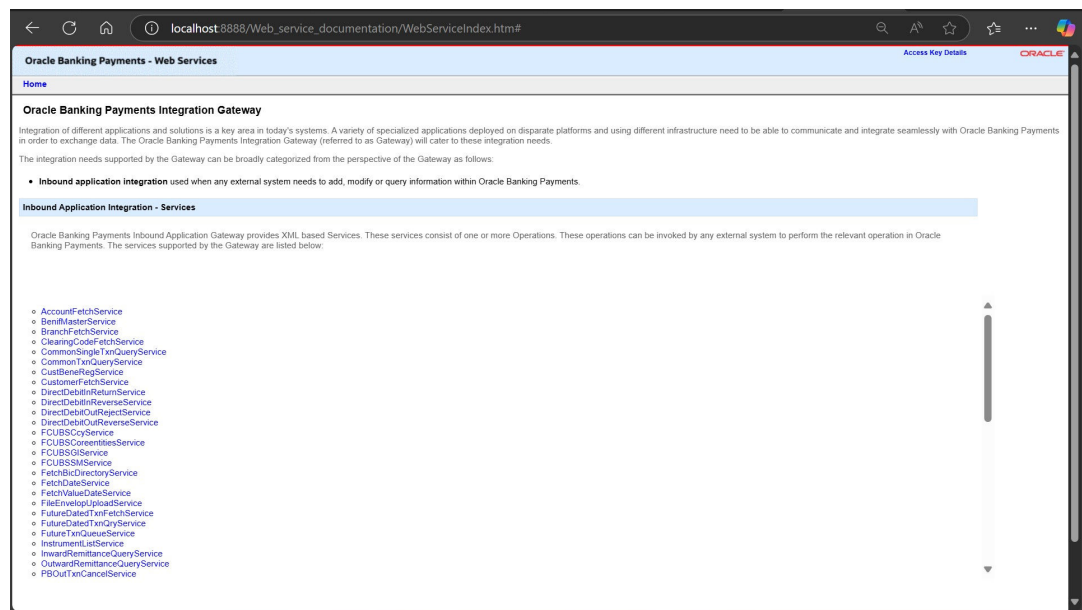
To use a port other than 8888, first ensure the new port is available for listening. Then, update all instances of 8888 in the commands above with the new port number. Make sure to also update the port number in the URL below accordingly.

4. Navigate to WebServiceIndex at `http://localhost:8888/`

`Web_service_documentation/ WebServiceIndex.htm` to access the Web Service Documentation UI.

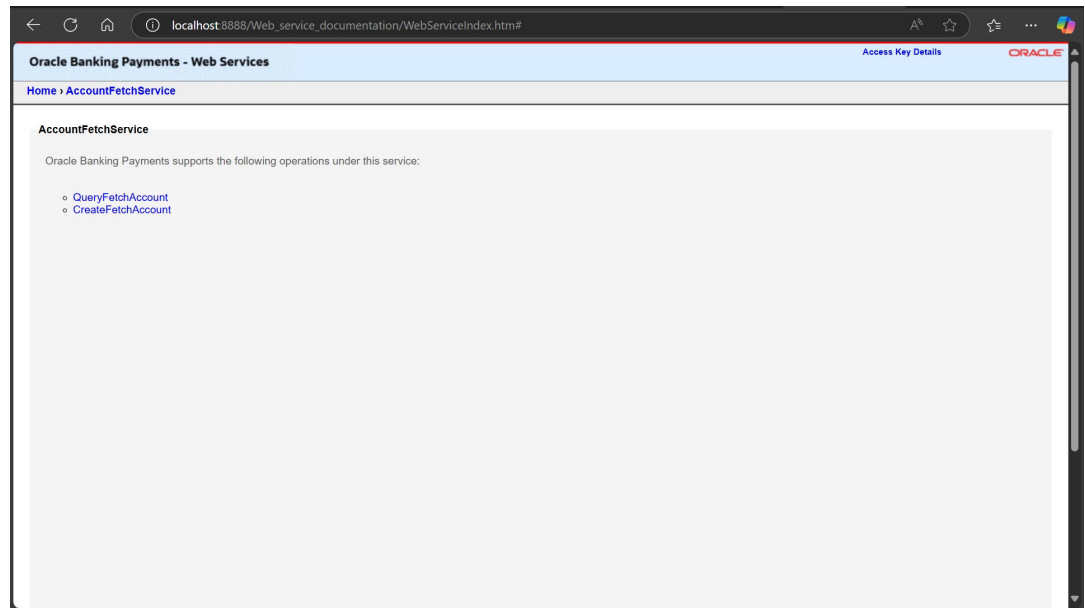
The **Oracle Banking Payments - Web Services** screen appears.

**Figure 1-4 Oracle Banking Payments - Web Services**

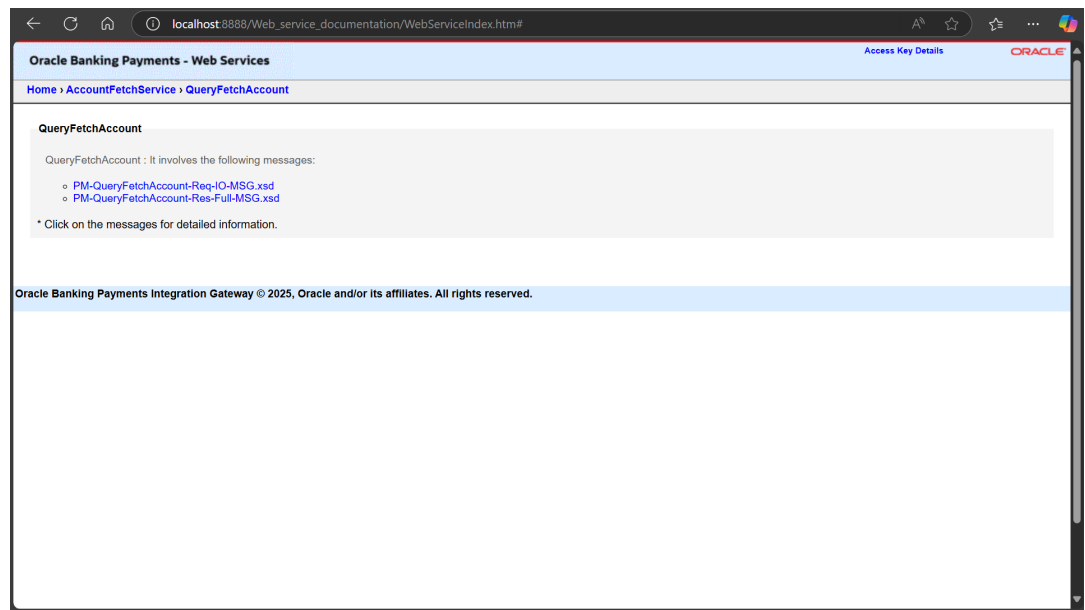


## 5. Click the required SOAP service from the scrollable list.

For example, click the **AccountFetchService** to view the list of operations supported by that SOAP service.

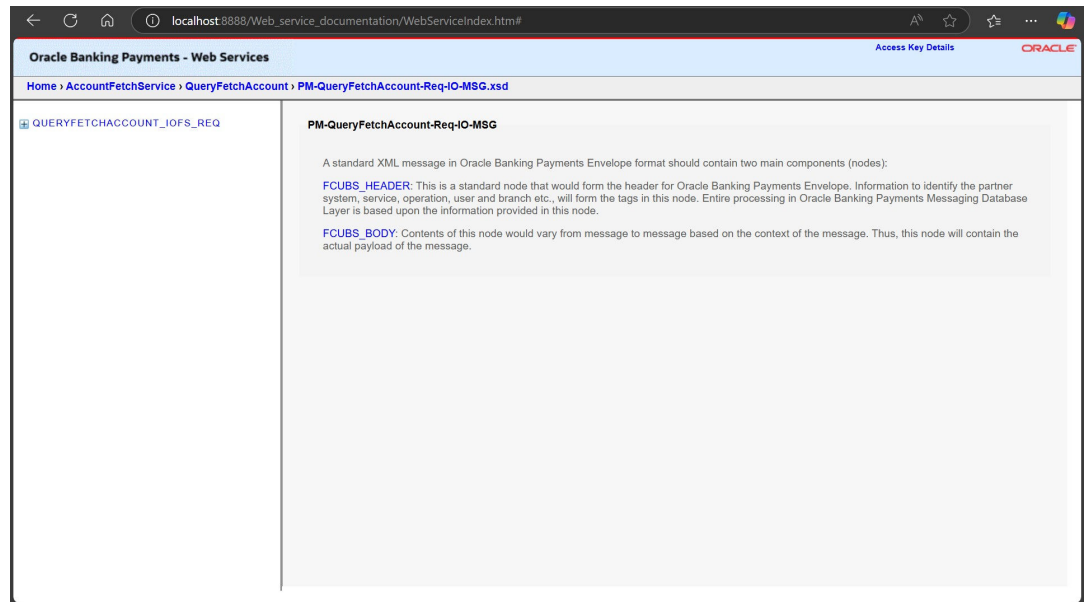
**Figure 1-5 Click the required SOAP service**

6. Select the required operation to view the associated XSDs for that operation.

**Figure 1-6 Select the required operation**

7. Click the desired XSD to view detailed information about its fields and format.

Figure 1-7 Click the desired XSD



- Click the specific field to view the description of that field along with its attributes and constraints.

#### Note

In the left panel, select the **Expand** icon to display the XSD format and its fields, or select the **Collapse** icon to hide them.

Figure 1-8 View attributes and constraints

