

Oracle Banking Trade Finance Cloud Service

Oracle FLEXCUBE Universal Banking Integration User Guide - Corporate Deposit & CASA



Release 14.8.1.0.0
G47081-01
October 2025

ORACLE®

G47081-01

Copyright © 2025, 2025, Oracle and/or its affiliates.

This software and related documentation are provided under a license agreement containing restrictions on use and disclosure and are protected by intellectual property laws. Except as expressly permitted in your license agreement or allowed by law, you may not use, copy, reproduce, translate, broadcast, modify, license, transmit, distribute, exhibit, perform, publish, or display any part, in any form, or by any means. Reverse engineering, disassembly, or decompilation of this software, unless required by law for interoperability, is prohibited.

The information contained herein is subject to change without notice and is not warranted to be error-free. If you find any errors, please report them to us in writing.

If this is software, software documentation, data (as defined in the Federal Acquisition Regulation), or related documentation that is delivered to the U.S. Government or anyone licensing it on behalf of the U.S. Government, then the following notice is applicable:

U.S. GOVERNMENT END USERS: Oracle programs (including any operating system, integrated software, any programs embedded, installed, or activated on delivered hardware, and modifications of such programs) and Oracle computer documentation or other Oracle data delivered to or accessed by U.S. Government end users are "commercial computer software," "commercial computer software documentation," or "limited rights data" pursuant to the applicable Federal Acquisition Regulation and agency-specific supplemental regulations. As such, the use, reproduction, duplication, release, display, disclosure, modification, preparation of derivative works, and/or adaptation of i) Oracle programs (including any operating system, integrated software, any programs embedded, installed, or activated on delivered hardware, and modifications of such programs), ii) Oracle computer documentation and/or iii) other Oracle data, is subject to the rights and limitations specified in the license contained in the applicable contract. The terms governing the U.S. Government's use of Oracle cloud services are defined by the applicable contract for such services. No other rights are granted to the U.S. Government.

This software or hardware is developed for general use in a variety of information management applications. It is not developed or intended for use in any inherently dangerous applications, including applications that may create a risk of personal injury. If you use this software or hardware in dangerous applications, then you shall be responsible to take all appropriate fail-safe, backup, redundancy, and other measures to ensure its safe use. Oracle Corporation and its affiliates disclaim any liability for any damages caused by use of this software or hardware in dangerous applications.

Oracle®, Java, MySQL, and NetSuite are registered trademarks of Oracle and/or its affiliates. Other names may be trademarks of their respective owners.

Intel and Intel Inside are trademarks or registered trademarks of Intel Corporation. All SPARC trademarks are used under license and are trademarks or registered trademarks of SPARC International, Inc. AMD, Epyc, and the AMD logo are trademarks or registered trademarks of Advanced Micro Devices. UNIX is a registered trademark of The Open Group.

This software or hardware and documentation may provide access to or information about content, products, and services from third parties. Oracle Corporation and its affiliates are not responsible for and expressly disclaim all warranties of any kind with respect to third-party content, products, and services unless otherwise set forth in an applicable agreement between you and Oracle. Oracle Corporation and its affiliates will not be responsible for any loss, costs, or damages incurred due to your access to or use of third-party content, products, or services, except as set forth in an applicable agreement between you and Oracle.

Contents

Preface

Purpose	i
Audience	i
Documentation Accessibility	i
Critical Patches	ii
Diversity and Inclusion	ii
Organization	ii
Conventions	ii
Related Information Sources	iii
Screenshot Disclaimer	iii
Acronyms and Abbreviations	iii
Symbols and Icons	iii

1 OBTFCS – FCUBS Integration – Corporate Deposit & CASA

1.1	Scope	1
1.1.1	Integration Scope	1
1.2	Prerequisites	2
1.2.1	Prerequisites in Oracle Banking Trade Finance Cloud Service	2
1.2.2	Prerequisites in Oracle FLEXCUBE Universal Banking	3
1.3	Integration Processing	4
1.3.1	Installation Modes	4
1.4	Integration Processing	5

Index

Preface

- [Purpose](#)
- [Audience](#)
- [Documentation Accessibility](#)
- [Critical Patches](#)
- [Diversity and Inclusion](#)
- [Organization](#)
- [Conventions](#)
- [Related Information Sources](#)
- [Screenshot Disclaimer](#)
- [Acronyms and Abbreviations](#)
- [Symbols and Icons](#)

Purpose

This document helps you acquaint with the information on inter-connecting Oracle Banking Trade Finance Cloud Service (OBTFCS) with Oracle FLEXCUBE Universal Banking System (FCUBS).

Besides this user manual, while maintaining the interface related details, you can invoke the context sensitive help available for each field in OBTFCS. This help describes the purpose of each field within a screen. You can obtain this information by placing the cursor on the relevant field and striking the <F1> key on the keyboard.

Audience

This manual is intended for the following User/User Roles:

Role	Function
Back office data entry Clerks	Input functions for maintenance related to the interface
End of day operators	Processing during end of day
Implementation Teams	For setting up integration

Documentation Accessibility

For information about Oracle's commitment to accessibility, visit the Oracle Accessibility Program website at <http://www.oracle.com/pls/topic/lookup?ctx=acc&id=docacc>.

Access to Oracle Support

Oracle customer access to and use of Oracle support services will be pursuant to the terms and conditions specified in their Oracle order for the applicable services.

Critical Patches

Oracle advises customers to get all their security vulnerability information from the Oracle Critical Patch Update Advisory, which is available at [Critical Patches, Security Alerts and Bulletins](#). All critical patches should be applied in a timely manner to ensure effective security, as strongly recommended by [Oracle Software Security Assurance](#).

Diversity and Inclusion

Oracle is fully committed to diversity and inclusion. Oracle respects and values having a diverse workforce that increases thought leadership and innovation. As part of our initiative to build a more inclusive culture that positively impacts our employees, customers, and partners, we are working to remove insensitive terms from our products and documentation. We are also mindful of the necessity to maintain compatibility with our customers' existing technologies and the need to ensure continuity of service as Oracle's offerings and industry standards evolve. Because of these technical constraints, our effort to remove insensitive terms is ongoing and will take time and external cooperation.

Organization

This manual is organized as follows:

Table 1 Topics

Topics	Description
Preface	This topic provides information on the intended audience. It also lists the various chapters covered in this User Manual.
OBTF – FCUBS Integration – Corporate Deposit & CASA	This topic explains the integration between Oracle Banking Trade Finance and Oracle FLEXCUBE Universal Banking System.
Function ID Glossary	This topic explains the alphabetical listing of Function/Screen ID's used in the module with page references for quick navigation.

Conventions

The following text conventions are used in this document:

Convention	Meaning
boldface	Boldface type indicates graphical user interface elements associated with an action, or terms defined in text.
<i>italic</i>	Italic type indicates book titles, emphasis, or placeholder variables for which you supply particular values.
monospace	Monospace type indicates commands within a paragraph, URLs, code in examples, text that appears on the screen, or text that you enter.

Related Information Sources

Along with this user manual you may also refer the following related resource:

- Oracle Banking Trade Finance Installation Manual
- Common Core - Core Entities and Services User Guide
- Core Services User Guide
- Bills and Collections User Manual
- Islamic Bills and Collections User Manual
- Letters of Credit User Manual
- Islamic Letter of Credit User Manual

Screenshot Disclaimer

Personal information used in the interface or documents is dummy and does not exist in the real world. It is only for reference purposes.

Acronyms and Abbreviations

This is the start of your topic.

Abbreviation	Description
ASYNC	Asynchronous
CASA	Current Account and Savings Account
CD	Corporate Deposits
EOD	End Of Day
FCUBS	Oracle FLEXCUBE Universal Banking
LOV	List Of Values
OBTF	Oracle Banking Trade Finance
OBTFCS	Oracle Banking Trade Finance Cloud Service
SOAP	Simple Object Access Protocol
SYNC	Synchronous
URL	Uniform Resource Locator
WS	Web Service
WSDL	Web Service Description Language
XML	Extensible Markup Language

Symbols and Icons

The list of symbols and icons available on the screens are as follows:

Table 2 Symbols and Icons - Common






















Symbol/Icon	Function
	Minimize
	Maximize
	Close
	Perform Search
	Open a list
	Date Range
	Add a new record
	Navigate to the first record
	Navigate to the last record
	Navigate to the previous record
	Navigate to the next record
	Grid view
	List view
	Refresh
	Click this icon to add a new row.
	Click this icon to delete a row, which is already added.
	Calendar
	Alerts

Table 2 (Cont.) Symbols and Icons - Common

Symbol/Icon	Function
	Unlock Option
	View Option
	Reopen Option

1

OBTFCS – FCUBS Integration – Corporate Deposit & CASA

The integration between OBTFCS and FCUBS enables banks to do the following:

- Linking a CASA accounts/CD contracts in Bills and Collections/Islamic Bills and Collection/ Letters of Credit/ Islamic Letters of Credit/Guarantee/Islamic Guarantee during initiation and amendment of import or export contract.
- Delinking a CASA accounts/CD contracts in Bills and Collections/Islamic Bills and Collection/Letters of Credit/ Islamic Letters of Credit/Guarantee/Islamic Guarantee during amendment or during any of these events bills liquidation, availment, contract closure, rollover, claim lodgment of LC/Guarantee.
- Release amount block request sent to FCUBS during handoff from external system for contracts in Bills and Collections/Islamic Bills and Collection/Letters of Credit/ Islamic Letters of Credit/Guarantee/Islamic Guarantee.
- [Scope](#)
- [Prerequisites](#)
- [Integration Processing](#)
- [Integration Processing](#)

1.1 Scope

This topic contains the following sub-topic:

- [Integration Scope](#)

1.1.1 Integration Scope

The following are the integration scope of OBTFCS with FCUBS for CASA/CD Linkage.

OBTF System initiates,

- Create Deposit/Create amount block request on linking the Deposit contract or CASA accounts
- Close Deposit/Close amount block request on delinking the deposit contracts or CASA accounts.
 - Linkages will be delinked automatically during Closure/Cancel/Rollover/Contract reversal.
- Close Deposit /Close amount block followed by Create Deposit/Create amount block when either there is change in linked amount manually or proportionate change based on events.
 - Few events are Liquidation of bills, availment/amendment/claim lodgment of LC/ Guarantee.

- For example: Partial liquidation of bill initiates close deposit/close amount block for linked amount and initiates create deposit/create amount block for new linked amount proportionate with the contract outstanding amount after liquidation

The following are the integration scope of OBTF with FCUBS for Release Amount Block.

- While processing handoff request from external system, if Release amount block parameter is enabled in Trade Finance Bank Preference, OBTF initiates Release amount block request to FCUBS
 - Before handoff request, amount block details will be provided to OBTF through API exposed
 - On processing handoff request, during authorization, OBTF will pick up unprocessed amount blocks for the transaction and post release amount block requests to FCUBS.
- Amount block status will be updated for each request in OBTF. Once all amount blocks are released successfully, OBTF will proceed with EA processing. ECA will be skipped in OBTF. When amount block is not successfully released in FCUBS, transaction will fail in OBTF.

1.2 Prerequisites

This topic contains the following sub-topics:

- [Prerequisites in Oracle Banking Trade Finance Cloud Service](#)
- [Prerequisites in Oracle FLEXCUBE Universal Banking](#)

1.2.1 Prerequisites in Oracle Banking Trade Finance Cloud Service

The prerequisites in OBTFCS for this integration are as follows:

- You have to maintain OBRH_URL param in CSTB_PARAM for communication type / Channel OBRH. WS Endpoint URL / REST service details should not be maintained for communication type / channel OBRH.
- You have to maintain the following details in 'Trade Finance External Service Maintenance' (IFDTFXSE) screen:

Field	Description
External System	Source code of external system e.g.: 'FCUBS'
External User	User to be provided, this user should be present in OBTFCS and FCUBS
Type	Request Type should be selected. SOAPRequest – For External System type 'Default' REST Request - For External System type 'OBRH'
Service Name	CASA linkage - FCUBSCustomerService CD linkage - FCUBSLDService
WS Endpoint URL	FCUBS WSDL URL to be provided
External System Type	External System type should be selected. Default – Direct integration with FCUBS OBRH – Integration of DDA system via OBRH
Header Profile	Header Profile for the OBRH should be selected. Header profile can be maintained in the screen (MSDHPROF - HTTP Header Parameters)

- CASA accounts and CD contracts are fetched from FCUBS and displayed in OBTFCS through External LOV and the External LOV is applicable to Web-logic application. In order to fetch the details from FCUBS, user has to maintain an active record in Integration Parameter Maintenance screen (IFDINPRM) with following details,

Field	Description
Branch Code	Branch Code to be provided, branch should be present in OBTFCS and FCUBS.
External System	Source code of external system e.g.: 'FCUBS'
External User	User to be provided, this user should be present in OBTFCS and FCUBS.
Entity ID	Entity ID to be provided, this external id should be present in external system.
External Branch Code	Branch code to be provided, this branch code should be present in external system.
Service Name	ExtLovService
Communication Channel	Select the communication Channel for integration. REST – Default Communication channel for ExternalLovService OBRH – Communication channel for all services when integrated via OBRH
Communication Mode	SYNCHRONOUS
Communication Layer	Application
Rest Service IP and Port	Should be 'FCUBS' Application IP and Port.
Rest Service Pattern	LovService
Rest Service Context	FCJNeoWeb
Header Profile	Header Profile for the OBRH should be selected. Header profile can be maintained in the screen (MSDHPROF - HTTP Header Parameters)

1.2.2 Prerequisites in Oracle FLEXCUBE Universal Banking

The prerequisites in Oracle FLEXCUBE Universal Banking for this integration are as follows

- You have to maintain the following details in 'Upload Source maintenance' (CODSORCE) screen:

Field	Description
Source Code	Source code of external system e.g.: 'OBTFCS'

- You have to maintain the following details in 'Upload Source Preference maintenance' (CODUPLDM) screen:

Field	Description
Source Code	Source code of external system e.g.: 'OBTFCS'
Module Code	CASA linkage – CO CD linkage – LD
On Error	Reject
On Override	Ignore
Status	Authorized

- You have to maintain the following details in 'External System maintenance' (GWDETFUN) screen:

Field	Description
External System	Source code of external system e.g.: 'OBTF'
Function	CASA linkage – CAGAMBLK CD linkage – CDGEPBLK
Service Name	CASA linkage – Release Amount Block – FCUBSCustomerService CD linkage – FCUBSLDService
Operation Code	CASA linkage – CreateAmtBlk CloseAmtBlk CD linkage – CreateDepositBlock CloseDepositBlock

1.3 Integration Processing

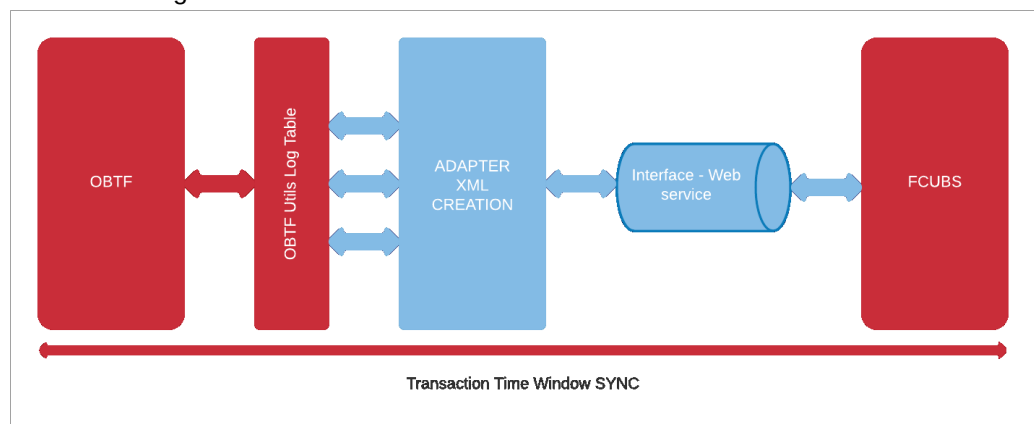
This topic contains the following sub-topics:

- [Installation Modes](#)

1.3.1 Installation Modes

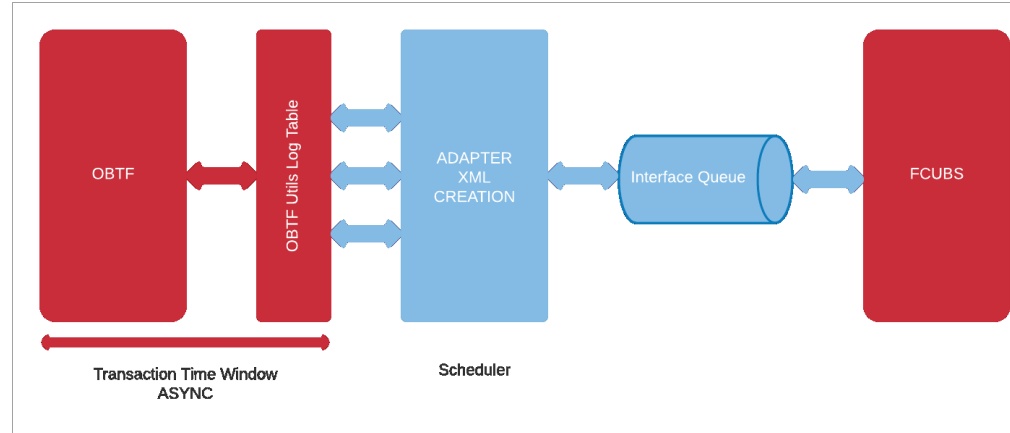
The following installation modes are described in the upcoming sections:

- SYNC Processing,
 - Transactions initiated from online transaction screens, a request will be sent from OBTFCS to FCUBS on accepting the overrides raised during save.
 - The response received from the external system along with the errors are displayed to the user during the transaction for failure contracts.



- AYNSC Processing,

- OBTF_CASACD_ASYNCCALL - Scheduler for processing FCUBS - CASA/CD external request during EOD processing and External Liquidation process.



1.4 Integration Processing

Linked Reference number or account number will fetch the active, authorized deposit or CASA account.

- Counterparty of the deposit or CASA account should be same as trade contract.
- Maturity/Expiry date of trade contract should be within the maturity date of deposit contract.
- Available balance of deposit/CASA account should be greater than Zero.

Along with this user manual, you may also refer the following related resource for detailed CASA/CD linkage flow

- Bills and Collections User Guide – Section 'Linkage Details'.
- Islamic Bills and Collections User Guide – Section 'Linkage Details'.
- Letters of Credit User Guide – Section 'Linkage Details'.
- Islamic Letters of Credit User Guide – Section 'Linkage Details'.

OBTFCS uses existing service FCUBSCustomerService.CloseAmtBlk to post release amount block request and will be synchronous call.

Index

C

CODSORCE, [3](#)
CODUPLDM, [3](#)

G

GWDETFUN, [3](#)

I

IFDINPRM, [2](#)
IFDTFXSE, [2](#)