

# Oracle Banking Trade Finance Cloud Service

## Trade Dashboard User Guide



Release 14.8.1.0.0

G47043-01

October 2025

ORACLE®

Copyright © 2025, 2025, Oracle and/or its affiliates.

This software and related documentation are provided under a license agreement containing restrictions on use and disclosure and are protected by intellectual property laws. Except as expressly permitted in your license agreement or allowed by law, you may not use, copy, reproduce, translate, broadcast, modify, license, transmit, distribute, exhibit, perform, publish, or display any part, in any form, or by any means. Reverse engineering, disassembly, or decompilation of this software, unless required by law for interoperability, is prohibited.

The information contained herein is subject to change without notice and is not warranted to be error-free. If you find any errors, please report them to us in writing.

If this is software, software documentation, data (as defined in the Federal Acquisition Regulation), or related documentation that is delivered to the U.S. Government or anyone licensing it on behalf of the U.S. Government, then the following notice is applicable:

U.S. GOVERNMENT END USERS: Oracle programs (including any operating system, integrated software, any programs embedded, installed, or activated on delivered hardware, and modifications of such programs) and Oracle computer documentation or other Oracle data delivered to or accessed by U.S. Government end users are "commercial computer software," "commercial computer software documentation," or "limited rights data" pursuant to the applicable Federal Acquisition Regulation and agency-specific supplemental regulations. As such, the use, reproduction, duplication, release, display, disclosure, modification, preparation of derivative works, and/or adaptation of i) Oracle programs (including any operating system, integrated software, any programs embedded, installed, or activated on delivered hardware, and modifications of such programs), ii) Oracle computer documentation and/or iii) other Oracle data, is subject to the rights and limitations specified in the license contained in the applicable contract. The terms governing the U.S. Government's use of Oracle cloud services are defined by the applicable contract for such services. No other rights are granted to the U.S. Government.

This software or hardware is developed for general use in a variety of information management applications. It is not developed or intended for use in any inherently dangerous applications, including applications that may create a risk of personal injury. If you use this software or hardware in dangerous applications, then you shall be responsible to take all appropriate fail-safe, backup, redundancy, and other measures to ensure its safe use. Oracle Corporation and its affiliates disclaim any liability for any damages caused by use of this software or hardware in dangerous applications.

Oracle®, Java, MySQL, and NetSuite are registered trademarks of Oracle and/or its affiliates. Other names may be trademarks of their respective owners.

Intel and Intel Inside are trademarks or registered trademarks of Intel Corporation. All SPARC trademarks are used under license and are trademarks or registered trademarks of SPARC International, Inc. AMD, Epyc, and the AMD logo are trademarks or registered trademarks of Advanced Micro Devices. UNIX is a registered trademark of The Open Group.

This software or hardware and documentation may provide access to or information about content, products, and services from third parties. Oracle Corporation and its affiliates are not responsible for and expressly disclaim all warranties of any kind with respect to third-party content, products, and services unless otherwise set forth in an applicable agreement between you and Oracle. Oracle Corporation and its affiliates will not be responsible for any loss, costs, or damages incurred due to your access to or use of third-party content, products, or services, except as set forth in an applicable agreement between you and Oracle.

# Contents

## Preface

---

|                             |     |
|-----------------------------|-----|
| Purpose                     | i   |
| Audience                    | i   |
| Documentation Accessibility | ii  |
| Critical Patches            | ii  |
| Diversity and Inclusion     | ii  |
| Organization                | ii  |
| Conventions                 | ii  |
| Acronyms and Abbreviations  | iii |
| Related Documents           | iii |
| Screenshot Disclaimer       | iii |
| Symbols and Icons           | iii |

## 1 Overview

---

|                            |   |
|----------------------------|---|
| 1.1 Introduction           | 1 |
| 1.2 Dashboard Organization | 1 |

## 2 Dashboards

---

|                                    |   |
|------------------------------------|---|
| 2.1 Introduction                   | 1 |
| 2.2 Dashboards - Introduction      | 1 |
| 2.3 Trade Maker Dashboard          | 1 |
| 2.3.1 My Transaction Event Status  | 2 |
| 2.3.2 Parked Transactions          | 3 |
| 2.3.3 EOD Exceptions               | 4 |
| 2.3.4 Bulletin Board               | 4 |
| 2.4 Trade Authorizer Dashboard     | 4 |
| 2.4.1 Pending New Contracts        | 5 |
| 2.4.2 Pending Life Cycle Events    | 6 |
| 2.4.3 EOD Exceptions               | 6 |
| 2.4.4 Bulletin Board               | 6 |
| 2.5 Trade Supervisor Dashboard     | 7 |
| 2.5.1 Trade User Event Wise Report | 7 |

|       |                     |    |
|-------|---------------------|----|
| 2.5.2 | Trade Re-assignment | 9  |
| 2.5.3 | EOD Exceptions      | 10 |
| 2.5.4 | Bulletin Board      | 10 |

# Preface

- [Purpose](#)  
This document is designed to help acquaint you with the features of Dashboard, which is the landing page of Oracle Banking Trade Finance Cloud Service. Information from multiple products is integrated and displayed as Dashboard on the home page of the application.
- [Audience](#)
- [Documentation Accessibility](#)
- [Critical Patches](#)
- [Diversity and Inclusion](#)
- [Organization](#)
- [Conventions](#)
- [Acronyms and Abbreviations](#)
- [Related Documents](#)
- [Screenshot Disclaimer](#)
- [Symbols and Icons](#)

## Purpose

This document is designed to help acquaint you with the features of Dashboard, which is the landing page of Oracle Banking Trade Finance Cloud Service. Information from multiple products is integrated and displayed as Dashboard on the home page of the application.

This manual explains the functionality of Dashboard facility and the various Dashboards present in the system. Besides providing these details, the manual also provides a list of Dashboards mapped to the role of the bank staff logged on to the system.

## Audience

This manual is intended for the following User/User Roles:

| Role              | Function  |
|-------------------|---|
| Trade Maker       | To view a summary of the transactions assigned to them, messages and EOD exceptions, if any.      |
| Trade Authorizers | To view unauthorized transactions assigned to them, messages and EOD exceptions, if any.          |
| Trade Supervisors | To view subordinate wise summary report of the transactions, messages and EOD exceptions, if any. |

## Documentation Accessibility

For information about Oracle's commitment to accessibility, visit the Oracle Accessibility Program website at <http://www.oracle.com/pls/topic/lookup?ctx=acc&id=docacc>.

- [Access to Oracle Support](#)

## Access to Oracle Support

Oracle customers that have purchased support have access to electronic support through My Oracle Support. For information, visit <http://www.oracle.com/pls/topic/lookup?ctx=acc&id=info> or visit <http://www.oracle.com/pls/topic/lookup?ctx=acc&id=trs> if you are hearing impaired.

## Critical Patches

Oracle advises customers to get all their security vulnerability information from the Oracle Critical Patch Update Advisory, which is available at [Critical Patches, Security Alerts and Bulletins](#). All critical patches should be applied in a timely manner to ensure effective security, as strongly recommended by [Oracle Software Security Assurance](#).

## Diversity and Inclusion

Oracle is fully committed to diversity and inclusion. Oracle respects and values having a diverse workforce that increases thought leadership and innovation. As part of our initiative to build a more inclusive culture that positively impacts our employees, customers, and partners, we are working to remove insensitive terms from our products and documentation. We are also mindful of the necessity to maintain compatibility with our customers' existing technologies and the need to ensure continuity of service as Oracle's offerings and industry standards evolve. Because of these technical constraints, our effort to remove insensitive terms is ongoing and will take time and external cooperation.

## Organization

This manual is organized as follows:

| Topics            | Description   |
|-------------------|---|
| <b>Preface</b>    | This topic gives information on the intended audience. It also lists the various chapters covered in this User Manual.                |
| <b>Overview</b>   | This topic explains an overview of the Dashboard facility in Oracle Banking Trade Finance.  |
| <b>Dashboards</b> | This topic gives detailed information on Dashboards assigned to each 'User Role' and also about the organization of these Dashboards. |

## Conventions

The following text conventions are used in this document:

| Convention      | Meaning  |
|-----------------|--|
| <b>boldface</b> | Boldface type indicates graphical user interface elements associated with an action, or terms defined in text.                         |
| <i>italic</i>   | Italic type indicates book titles, emphasis, or placeholder variables for which you supply particular values.                          |
| monospace       | Monospace type indicates commands within a paragraph, URLs, code in examples, text that appears on the screen, or text that you enter. |

## Acronyms and Abbreviations

| Abbreviation  | Description  |
|---------------|--|
| <b>System</b> | Unless and otherwise specified, it shall always refer to Oracle Banking Trade Finance. |
| <b>EOD</b>    | End of Day.  |
| <b>DFI</b>    | Dashboard Function ID.   |
| OBTF          | Oracle Banking Trade Finance   |
| OBTFCS        | Oracle Banking Trade Finance Cloud Service   |

## Related Documents

You may need to refer to any or all of the User Manuals while working on the XP module:

- Procedures

## Screenshot Disclaimer

Personal information used in the interface or documents is dummy and does not exist in the real world. It is only for reference purposes.

## Symbols and Icons

The list of symbols and icons available on the screens are as follows:

**Table 1 Symbols and Icons - Common**





| Symbol/Icon   | Function       |
|---|----------------|
|  | Minimize       |
|  | Maximize       |
|  | Close          |
|  | Perform Search |

Table 1 (Cont.) Symbols and Icons - Common


















| Symbol/Icon   | Function   |
|---|--|
|    | Open a list  |
|    | Date Range   |
|    | Add a new record   |
|    | Navigate to the first record                             |
|    | Navigate to the last record                              |
|    | Navigate to the previous record                          |
|    | Navigate to the next record                              |
|   | Grid view  |
|  | List view  |
|  | Refresh  |
|  | Click this icon to add a new row.                        |
|  | Click this icon to delete a row, which is already added. |
|  | Calendar   |
|  | Alerts   |
|  | Unlock Option  |
|  | View Option  |



Table 1 (Cont.) Symbols and Icons - Common

| Symbol/Icon   | Function      |
|---|---------------|
|  | Reopen Option |

# 1

## Overview

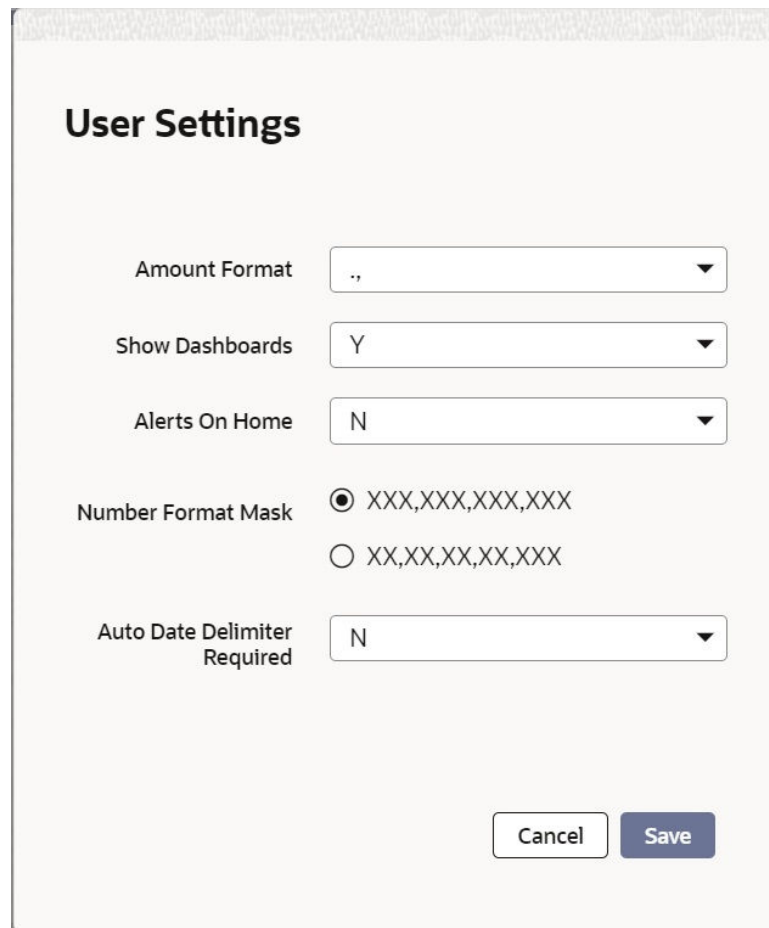
### 1.1 Introduction

Dashboards are the tiny windows displayed on the landing page of the Application. Dashboard renders quick and crisp information of specific transactions or tasks mapped to the 'User Role' of the Bank staff, who logs on to the system.

### 1.2 Dashboard Organization

This topic explains about the dashboard organization.

Oracle Banking Trade facilitates integration of Information from multiple products and displays it as Dashboard on the home page, also called the landing page of the application; however, you can view these dashboards, only if the '**Show Dashboard**' field value is maintained as 'Y' at the '**User Settings**' level.



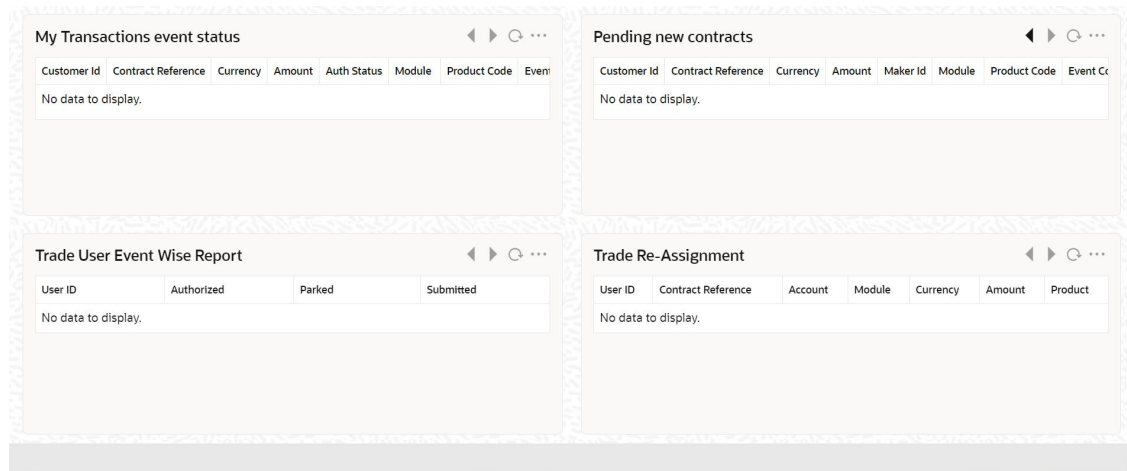
The image shows a 'User Settings' dialog box with a light gray background and a thin border. At the top, the title 'User Settings' is displayed in bold black text. Below the title, there are five settings, each with a label and a control element:

- Amount Format:** A dropdown menu showing '..'.
- Show Dashboards:** A dropdown menu showing 'Y'.
- Alerts On Home:** A dropdown menu showing 'N'.
- Number Format Mask:** Two radio button options: 'XXX,XXX,XXX,XXX' (which is selected) and 'XX,XX,XX,XX,XXX'.
- Auto Date Delimiter Required:** A dropdown menu showing 'N'.




At the bottom right of the dialog, there are two buttons: 'Cancel' and 'Save'.

Oracle Banking Trade Finance Cloud Service organizes Dashboards to provide comprehensive and consolidate snapshot in tiny windows, to access information easily. Thus, helping the bank staff to; analyze, monitor, and make better decisions which in turn help save time and cost.

Landing page is designed to display six Dashboards distributed in three rows with two Dashboards per row, without vertical scroll bar.



#### Note

If less than six Dashboards are mapped, then the unfilled frames are blank. If more than six Dashboards are mapped,  and  are available to move to the previous and next page respectively. Click  to refresh all the Dashboards displayed on the landing page.

The height and width of all Dashboards are fixed; however, the number of columns per Dashboard varies based on the size and name of the columns specified at Dashboard design level. Since the height of each Dashboard is fixed, only the first 5 records can be viewed at a time. If the Dashboard contains more than 5 records, then the following buttons and links at the top of each Dashboard aid in viewing them:

| Button/Link | Functionality  |
|-------------|--|
| Previous    | Click the button to view the previous set of 5 records.  |
| Next        | Click the button to view the next set of records. However, if there are more than 5 entries then only the next five can be viewed. |
| Refresh     | Click the button to manually refresh and view the first five records.  |
| More        | Click this link to launch a screen with more information similar to that of the current Dashboard.                                 |

The following hyperlink facilities are also available in each Dashboard:

- Column-wise link – Each column in the Dashboard can be mapped to a different Function ID to provide column-wise hyperlinks. Click the hyperlink in a particular column to launch the corresponding Function ID. A link to a particular column is limited only to that column.

- Row wise link – Each row in the Dashboard can be mapped to a different Function ID to provide row-wise hyperlinks. Click the hyperlink in a particular row to launch the corresponding Function ID. A link to a particular row is the same across all fields in that row.

**Note**

Hyperlinked rows and columns are highlighted to distinguish them from others. When a row/column link is clicked, the clicked row/column gets highlighted respectively.

You can map any number of Dashboard function IDs (DFI) to a specific 'Role' or 'User' at Role Mapping and Dashboard Mapping level. If DFIs are mapped at 'Dashboard Mapping' level, then to enable Dashboards you need to map the corresponding functions/assigned roles at 'Role Mapping' level. You can also specify sequence order of DFIs at 'Dashboard Mapping' level, however, you can specify the same at 'Role Mapping' level. If multiple roles are added and the sequence is not specified, then the system will sort and display the DFIs alphabetically. If DFIs are mapped to 'User', then you can specify the display order for each DFI individually.

# 2

## Dashboards

### 2.1 Introduction

This chapter contains the following sections:

- [Dashboards - Introduction](#)
- [Trade Maker Dashboard](#)
- [Trade Authorizer Dashboard](#)
- [Trade Supervisor Dashboard](#)

### 2.2 Dashboards - Introduction

This topic describes the introduction about the dashboard.

Oracle Banking Trade Finance Cloud Service facilitates the availability of the following Dashboards based on the 'User Role' you are mapped to:

- My Transaction Event Status
- Parked Transactions
- EOD Exceptions
- Bulletin Board
- Pending New Contracts
- Pending Life Cycle Events
- Trade User Event Wise Report
- Trade Re-assignment

Each 'User Role' would not require all of the above, hence the system enables grouping of these Dashboards based on the 'User Role'.

The following sections explain, in detail, the features associated with each Dashboard, the groups, and the 'User Role' associated with each group.

### 2.3 Trade Maker Dashboard

This topic describes about trade maker dashboard.

Trade Maker of a Bank generates Trade contracts for the bank and maintains complete details related to Trade transactions. Also, monitors, analyzes, and assess the credit worthiness of the transactions. The following Dashboards are made available to assist a Trade Makers in their assignments:

- My Transaction Event Status – To view the status of the authorized and unauthorized trade transactions.

- **Parked Transactions** – To view the status of the trade applications put on hold for pending information.
- **EOD Exceptions** – To view the list of EOD exceptions that Trade Maker has encountered for previous and current working day transactions.
- **Bulletin Board** – To view the list of Bulletin messages received.
- [My Transaction Event Status](#)  
This topic describes about my transaction event status.
- [Parked Transactions](#)  
This topic describes about parked transactions dashboard.
- [EOD Exceptions](#)  
This topic describes about EOD exceptions dashboard.
- [Bulletin Board](#)  
This topic describes about bulletin board dashboard.

## 2.3.1 My Transaction Event Status

This topic describes about my transaction event status.

'My Transaction Event Status' Dashboard displays the status of authorized and unauthorized Trade transactions; assigned to the role for the current date and event wise processed by the 'User'. The Dashboard displays the following transaction details after verifying the 'DFI' mapped, validating if the 'Show Dashboard' check box is checked, and verifying the multibranch accessibility:

- Customer ID
- Contract Reference – Trade reference No
- Currency
- Amount
- Trade amount
- Auth Status
- Module
- Product Code
- Event code

### **Note**

If more than one event is initiated on a single stage, then the system displays all events initiated on that day.

On-hold contracts are not listed.

| My Transactions event status |                    |          |        |             |        |              |       |
|------------------------------|--------------------|----------|--------|-------------|--------|--------------|-------|
| Customer Id                  | Contract Reference | Currency | Amount | Auth Status | Module | Product Code | Event |
| No data to display.          |                    |          |        |             |        |              |       |

A hyperlink is provided to the 'Contract Reference Number' column. Click the link to invoke the corresponding contract detailed screen based on the module of the account and the event of the contract. However;

- If you click an unauthorized transaction, the system will display the corresponding current event screen processed.
- If you click an authorized transaction, the system will display the module contract detail screen.

## 2.3.2 Parked Transactions

This topic describes about parked transactions dashboard.

'Parked Transactions' Dashboard displays the trade transactions, which are put on hold for pending information for the current date and latest event. This Dashboard facilitates working on the pending information required in completing the transactions without any delay. The Dashboard displays the following details of the transactions on hold, after verifying the DFI mapped, validating if the 'Show Dashboard' check box is checked, and verifying the multibranch accessibility:

- Customer ID
- Contract Reference – Trade reference No
- Currency
- Amount – Trade amount
- Last Updated
- Status
- Module
- Product Code

Parked Transactions

◀▶↺⋮

| Customer Id         | Contract Reference | Currency | Amount | Last Updated | Module | Product Code |
|---------------------|--------------------|----------|--------|--------------|--------|--------------|
| No data to display. |                    |          |        |              |        |              |

A hyperlink is provided to the 'Reference Number' column. Click the link to load the corresponding contract detail screen.

### 2.3.3 EOD Exceptions

This topic describes about EOD exceptions dashboard.

'EOD Exceptions' Dashboard lists the EOD exceptions that Trade Maker has encountered for previous and current working day for a particular branch or based on Multibranch role mapping for that User.

*For further details on 'EOD Exceptions' Dashboard, refer 'EOD Exceptions' section under Trade Maker Dashboard' section of this chapter.*

### 2.3.4 Bulletin Board

This topic describes about bulletin board dashboard.

'Bulletin Board' Dashboard lists all or any of the following bulletin messages configured to you across all branches:

- Public news or messages
- Product information
- Policies and Notices of the bank
- System messages
- Adhoc or unplanned messages, if any.

*For further details on Bulletin Board Dashboard, refer 'Bulletin Board' section under 'Loan Officer (Maker) Dashboard' section of this chapter.*

## 2.4 Trade Authorizer Dashboard

This topic describes about trade authorizer dashboard.

Trade Authorizer of a Bank approves trades for the bank and evaluates the contract details and checks the credit worthiness, to decide on approving the contracts. The following Dashboards are made available to assist a Loan Authorizers in their assignments:

- Pending New Contracts – To view the list of new contract transactions, which are pending for approval for the current date.



- Pending Life Cycle Events – To view a list of AMND, Rollover, AVAL, and Liquidation etc of trade contracts, which are pending for authorization.
- EOD Exceptions – To view the list of EOD exceptions that Trade Authorizer has encountered for previous and current working day.
- Bulletin Board – To view the list of Bulletin messages received.
- [Pending New Contracts](#)  
This topic describes about pending new contracts dashboard.
- [Pending Life Cycle Events](#)  
This topic describes about pending life cycle events dashboard.
- [EOD Exceptions](#)  
This topic describes about EOD exceptions dashboard.
- [Bulletin Board](#)  
This topic describes about bulletin board dashboard.

## 2.4.1 Pending New Contracts

This topic describes about pending new contracts dashboard.

'Pending New Contracts' Dashboard displays the list of new Trade transactions, which are pending for approval; assigned to the role. The Dashboard displays the following transaction details, after verifying the DFI mapped, validating if the 'Show Dashboard' check box is checked, and verifying the multi-branch accessibility:

- Customer ID – Customer ID of the loan borrower
- Contract Reference – Trade Reference No
- Currency – Currency in which the loan is availed
- Amount – Trade amount
- Maker ID – Trade Officer who booked
- Module
- Product Code
- Event Code

| Pending new contracts |                    |          |        |          |        |              |          |
|-----------------------|--------------------|----------|--------|----------|--------|--------------|----------|
| Customer Id           | Contract Reference | Currency | Amount | Maker Id | Module | Product Code | Event Co |
| No data to display.   |                    |          |        |          |        |              |          |

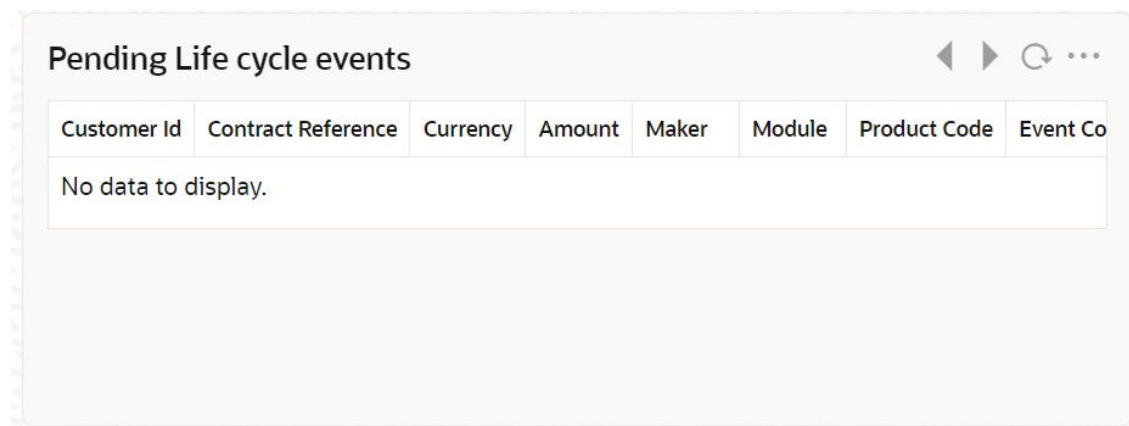
A hyperlink is provided to the 'Reference Number' column. Click the link to invoke the corresponding contract detailed screen.

## 2.4.2 Pending Life Cycle Events

This topic describes about pending life cycle events dashboard.

'Pending Life Cycle Events' Dashboard displays a list of AMND, Rollover, AVAL, Liquidation etc, of trade contracts; which are pending for authorization. The Dashboard displays the following details of the transactions on hold, after verifying the DFI mapped, validating if the 'Show Dashboard' check box is checked, and verifying the multi-branch accessibility:

- Customer ID – Customer ID of the loan borrower
- Contract Reference – Trade Reference No
- Currency – Currency in which the trade contract is availed
- Amount – Trade Amount
- Maker ID – Trade Maker who booked
- Module
- Product Code
- Event Code



| Customer Id         | Contract Reference | Currency | Amount | Maker | Module | Product Code | Event Co |
|---------------------|--------------------|----------|--------|-------|--------|--------------|----------|
| No data to display. |                    |          |        |       |        |              |          |

A hyperlink is provided to the 'Reference Number' column. Click the link to invoke the corresponding contract event screen or current event authorization screen.

## 2.4.3 EOD Exceptions

This topic describes about EOD exceptions dashboard.

'EOD Exceptions' Dashboard lists the EOD exceptions that Trade Authorizer has encountered for previous and current working day for a particular branch or based on Multibranch role mapping for that User.

*For further details on 'EOD Exceptions' Dashboard, refer 'EOD Exceptions' section under 'Trade Maker Dashboard' section of this chapter.*

## 2.4.4 Bulletin Board

This topic describes about bulletin board dashboard.

'Bulletin Board' Dashboard lists all or any of the following bulletin messages configured to you across all branches:

- Public news or messages
- Product information
- Policies and Notices of the bank
- System messages
- Adhoc or unplanned messages, if any.

*For further details on Bulletin Board Dashboard, refer 'Bulletin Board' section under 'Trade Officer (Maker) Dashboard' section of this chapter.*

## 2.5 Trade Supervisor Dashboard

This topic describes about trade supervisor dashboard.

Trade Supervisor of a Bank manages the Trade Servicing Department of the bank. Also, directly supervisors the duties of department staff, coordinates with the staff for coverage in related areas of the department. The following Dashboards are made available to assist a Trade Officers in their assignments:

- Trade User Event Wise Report – To view the user event wise report for the trade transactions.
- Re-assignment – To view the list of contracts which are on-hold.
- EOD Exceptions – To view the list of EOD exceptions that Trade Supervisor has encountered for previous and current working day.
- Bulletin Board – To view the list of Bulletin messages received.
- [Trade User Event Wise Report](#)  
This topic describes about trade user event wise report dashboard.
- [Trade Re-assignment](#)  
This topic describes about trade re-assignment.
- [EOD Exceptions](#)  
This topic describes about EOD exceptions dashboard.
- [Bulletin Board](#)  
This topic describes about bulletin board dashboard.

### 2.5.1 Trade User Event Wise Report

This topic describes about trade user event wise report dashboard.

'Trade User Event Wise Report' Dashboard displays the user event wise report for the trade transactions which are unauthorized, authorized, or on-hold, for the current date. The Dashboard displays the following transaction details, after verifying the DFI mapped and validating if the 'Show Dashboard' check box is checked:

| Field      | Description   |
|------------|---|
| User ID    | User list based on the supervisor mapped at 'User Maintenance' level.               |
| Authorized | Provides count of authorized contracts initiated and modified for the current date. |

| Field            | Description   |
|------------------|---|
| <b>Submitted</b> | Provides count of contracts processed by the current 'User' for the current date. |
| <b>Parked</b>    | Provides count of contracts on-hold initiated and modified.                       |

| Trade User Event Wise Report |            |        |           |
|------------------------------|------------|--------|-----------|
| User ID                      | Authorized | Parked | Submitted |
| No data to display.          |            |        |           |

A hyperlink is provided to the 'User ID' column. Click the link to invoke the corresponding 'New Trade Transaction Query Status' screen with the contract details processed by the user. The following details are displayed:

- Contract Reference No
- Account Number
- Module
- CCY
- Amount
- Product
- Event Code
- ESN
- Status - ('A','U','H')

| Trade Transaction Query Status  |                       |         |        |          |        |         |            |
|---|-----------------------|---------|--------|----------|--------|---------|------------|
| Enter Query   |                       |         |        |          |        |         |            |
| User ID: SANKAR   |                       |         |        |          |        |         |            |
| Authorized Contracts  |                       |         |        |          |        |         |            |
| <div> <div>1 Of 1</div> <div>Go</div> <div>Module</div> <div>Account</div> <div>Product</div> <div>Event Code</div> </div>  |                       |         |        |          |        |         |            |
| <input type="checkbox"/>  | Contract Reference No | Account | Module | Currency | Amount | Product | Event Code |
| <div> <div>Snipping Tool is moving...</div> <div>In a future update, Snipping Tool will be moving to a new home. Try improved features and keep the visual with help. To search for the product, Windows logo key + Shift + S.</div> </div> |                       |         |        |          |        |         |            |
| Parked Contracts  |                       |         |        |          |        |         |            |
| <div> <div>1 Of 1</div> <div>Go</div> <div>Module</div> <div>Account</div> <div>Product</div> <div>Event Code</div> </div>  |                       |         |        |          |        |         |            |
| <input checked="" type="checkbox"/>   | Contract Reference No | Account | Module | Currency | Amount | Product | Event Code |
|   |                       |         |        |          |        |         | Exit       |

Trade Transaction Query Status

Enter Query

Submitted Contracts

1 Of 11Go

| <input type="checkbox"/>            | Contract Reference No | Account | Module | Currency | Amount    | Product | Event Code |
|-------------------------------------|-----------------------|---------|--------|----------|-----------|---------|------------|
| <input checked="" type="checkbox"/> | 000ELCT200761006      | 000150  | LC     | GBP      | 1,000.00  | ELCT    | TRNF       |
| <input type="checkbox"/>            | 000ELCT200761006      | 000150  | LC     | GBP      | 1.00      | ELCT    | AVAL       |
| <input type="checkbox"/>            | 000ECCT200765501      | 000041  | LC     | GBP      | 11,500.00 | ECCT    | TRNF       |
| <input type="checkbox"/>            | 000ECCT200765501      | 000041  | LC     | GBP      | 10,500.00 | ECCT    | AVAL       |
| <input type="checkbox"/>            | 000ELAC20076A001      | 000288  | LC     | GBP      | 91.00     | ELAC    | BADV       |
| <input type="checkbox"/>            | 000ELAC20076A0DX      | 000051  | LC     | GBP      | 9,000.00  | ELAC    | TRNF       |

Exit

2.5.2 Trade Re-assignment

This topic describes about trade re-assignment.

‘Trade Re-assignment’ Dashboard displays the list of trade contracts, which are on-hold. The Trade Supervisor of the bank can checks the number of contracts available with each User and can reassign the contracts to a different User, if needed. The Dashboard displays the following transaction details, after verifying the DFI mapped and validating if the ‘Show Dashboard’ check box is checked:

- User Id
- Contract Reference
- Account
- Module
- Currency
- Amount
- Product

Trade Re-Assignment

◀ ▶ ↺ ⋮

| User ID             | Contract Reference | Account | Module | Currency | Amount | Product |
|---------------------|--------------------|---------|--------|----------|--------|---------|
| No data to display. |                    |         |        |          |        |         |

A hyperlink is provided to the ‘Contract Reference’ column. Click the link to invoke the corresponding ‘Trade Re-assignment’ screen with the contract details processed by the user.

## 2.5.3 EOD Exceptions

This topic describes about EOD exceptions dashboard.

'EOD Exceptions' Dashboard lists the EOD exceptions that Trade Supervisor has encountered for previous and current working day for a particular branch or based on Multibranch role mapping for that User.

*For further details on 'EOD Exceptions' Dashboard, refer 'EOD Exceptions' section under 'TradeMaker Dashboard' section of this chapter.*

## 2.5.4 Bulletin Board

This topic describes about bulletin board dashboard.

'Bulletin Board' Dashboard lists all or any of the following bulletin messages configured to you across all branches:

- Public news or messages
- Product information
- Policies and Notices of the bank
- System messages
- Adhoc or unplanned messages, if any.

*For further details on Bulletin Board Dashboard, refer 'Bulletin Board' section under 'Trade Officer (Maker) Dashboard' section of this chapter.*

### Organizing Dashboards

As mentioned earlier, you can position and sequence individual dashboards based on DFI mapping. The system facilitates filtering of Dashboards. The function ID assigned to each dashboard and the criteria based on which each Dashboard is filtered is detailed in the following table:

| Function ID        | Dashboard Name              | Filter Criteria  | Order Criteria  |
|--------------------|-----------------------------|--|---|
| <b>Trade Maker</b> |                             |  |   |
| LCSTMSTS           | My Transaction Event status | LC, BC, LI and IB Authorised/ Unauthorised Event wise contracts for the Maker. Based on branch access permissions Current branch/ Multi Branch/Centralized.                    | Order by contract reference Number in ascending order, Event Sequence Number in descending order. |
| LCSTMPAT           | Parked Transactions         | LC, BC, LI and IB contracts Put on hold for the maker. Based on branch access permissions Current branch/ Multi Branch/ Centralized  | Order by Last updated date aged first.  |
| LCSEODEX           | EOD Exceptions              | LC, BC, LI and IB contracts gone into EOD exception from last working day to current branch date. Based on branch access permissions Current branch/ Multi Branch/ Centralized | Order by contract reference Number in ascending order.  |

| Function ID             | Dashboard Name               | Filter Criteria   | Order Criteria  |
|-------------------------|------------------------------|---|---|
| <b>Trade Maker</b>      |                              |   |   |
| CSSTFBLB                | Bulletin Board               | Bulletin messages mapped to the Trade maker role, Active  | Order by Message Reference Number.                      |
| <b>Trade Authorizer</b> |                              |   |   |
| LCSTAPEN                | Pending new contracts        | LC, BC, LI, IB contracts with BISS, INIT, BOOK, BCFM, BADV and BPRE triggered pending for authorization.<br>Based on branch access permissions Current branch/ Multi Branch/Centralized and to the assigned user as per the operational hierarchy | Order by contract reference Number in descending order. |
| LCSTAPLC                | Pending Life cycle events    | LC, BC, LI, IB with Latest Event other than new contracts pending for authorization.<br>Based on branch access permissions Current branch/ Multi Branch/ Centralized and to the assigned user as per the operational hierarchy                    | Order by contract reference Number in descending order. |
| LCSEODEX                | EOD Exceptions               | LC, BC, LI and IB contracts gone into EOD exception from last working day to current branch date. Based on branch access permissions Current branch/ Multi Branch/ Centralized  | Order by contract reference Number in ascending order.  |
| CSSTFBLB                | Bulletin Board               | Bulletin messages mapped to the Trade Authoriser role, Active.  | Order by Message Reference Number                       |
| <b>Trade Supervisor</b> |                              |   |   |
| CSSTRURP                | Trade User Event wise Report | Event wise Count for the Submitted/Authorised/Parked LC, BC, LI, IB contracts of the Maker, Authoriser and Supervisor User Id.<br>Based on branch access permissions Current branch/ Multi Branch/Centralized.                                    | Order By User ID.                                       |
| CSSTRRAS                | Trade Reassignment           | LC, BC, LI and IB contracts Put on hold in the system. Based on branch access permissions Current branch/ Multi Branch/ Centralized and as per the operational hierarchy maintained.  | Order by contract reference Number in ascending order.  |
| LCSEODEX                | EOD Exceptions               | LC, BC, LI and IB contracts gone into EOD exception from last working day to current branch date.<br>Based on branch access permissions Current branch/ Multi Branch/Centralized.   | Order by contract reference Number in ascending order.  |

| Function ID | Dashboard Name | Filter Criteria   | Order Criteria                    |
|-------------|----------------|---|-----------------------------------|
| Trade Maker |                |   |                                   |
| CSSTFBLB    | Bulletin Board | Bulletin messages mapped to the Trade Supervisor role, Active | Order by Message Reference Number |