

Oracle Banking Trade Finance Process Management Cloud Service

Trade 360 User Guide



Release 14.8.1.0.0
G46329-01
October 2025

ORACLE®

Copyright © 2025, 2025, Oracle and/or its affiliates.

This software and related documentation are provided under a license agreement containing restrictions on use and disclosure and are protected by intellectual property laws. Except as expressly permitted in your license agreement or allowed by law, you may not use, copy, reproduce, translate, broadcast, modify, license, transmit, distribute, exhibit, perform, publish, or display any part, in any form, or by any means. Reverse engineering, disassembly, or decompilation of this software, unless required by law for interoperability, is prohibited.

The information contained herein is subject to change without notice and is not warranted to be error-free. If you find any errors, please report them to us in writing.

If this is software, software documentation, data (as defined in the Federal Acquisition Regulation), or related documentation that is delivered to the U.S. Government or anyone licensing it on behalf of the U.S. Government, then the following notice is applicable:

U.S. GOVERNMENT END USERS: Oracle programs (including any operating system, integrated software, any programs embedded, installed, or activated on delivered hardware, and modifications of such programs) and Oracle computer documentation or other Oracle data delivered to or accessed by U.S. Government end users are "commercial computer software," "commercial computer software documentation," or "limited rights data" pursuant to the applicable Federal Acquisition Regulation and agency-specific supplemental regulations. As such, the use, reproduction, duplication, release, display, disclosure, modification, preparation of derivative works, and/or adaptation of i) Oracle programs (including any operating system, integrated software, any programs embedded, installed, or activated on delivered hardware, and modifications of such programs), ii) Oracle computer documentation and/or iii) other Oracle data, is subject to the rights and limitations specified in the license contained in the applicable contract. The terms governing the U.S. Government's use of Oracle cloud services are defined by the applicable contract for such services. No other rights are granted to the U.S. Government.

This software or hardware is developed for general use in a variety of information management applications. It is not developed or intended for use in any inherently dangerous applications, including applications that may create a risk of personal injury. If you use this software or hardware in dangerous applications, then you shall be responsible to take all appropriate fail-safe, backup, redundancy, and other measures to ensure its safe use. Oracle Corporation and its affiliates disclaim any liability for any damages caused by use of this software or hardware in dangerous applications.

Oracle®, Java, MySQL, and NetSuite are registered trademarks of Oracle and/or its affiliates. Other names may be trademarks of their respective owners.

Intel and Intel Inside are trademarks or registered trademarks of Intel Corporation. All SPARC trademarks are used under license and are trademarks or registered trademarks of SPARC International, Inc. AMD, Epyc, and the AMD logo are trademarks or registered trademarks of Advanced Micro Devices. UNIX is a registered trademark of The Open Group.

This software or hardware and documentation may provide access to or information about content, products, and services from third parties. Oracle Corporation and its affiliates are not responsible for and expressly disclaim all warranties of any kind with respect to third-party content, products, and services unless otherwise set forth in an applicable agreement between you and Oracle. Oracle Corporation and its affiliates will not be responsible for any loss, costs, or damages incurred due to your access to or use of third-party content, products, or services, except as set forth in an applicable agreement between you and Oracle.

Contents

Preface

Purpose	i
Audience	i
Documentation Accessibility	i
Critical Patches	ii
Diversity and Inclusion	ii
Structure	ii
Conventions	ii
Related Documents	ii
Screenshot Disclaimer	ii
Acronyms and Abbreviations	iii
Basic Actions	iii
Symbols and Icons	iv

1 Trade 360 Degree

1.1	Accessing Trade 360 Degree	2
1.1.1	Customer 360 Degree Summary	4
1.1.2	Customer 360 Degree - Pie Chart View	7
1.1.3	Documentary Credit Tab	8
1.1.4	Documentary Collection Tab	10
1.1.5	Guarantee and Stand-By-LCs Tab	12
1.1.6	Limit Tab	14
1.1.7	Transaction Details	15

Index

Preface

- [Purpose](#)
- [Audience](#)
This document is intended for the following audience:
- [Documentation Accessibility](#)
- [Critical Patches](#)
- [Diversity and Inclusion](#)
- [Structure](#)
This manual is organized into the following chapters:
- [Conventions](#)
- [Related Documents](#)
- [Screenshot Disclaimer](#)
- [Acronyms and Abbreviations](#)
- [Basic Actions](#)
- [Symbols and Icons](#)

Purpose

This manual is designed to help you quickly get acquainted with the **Trade 360 Degree** handled in Oracle Banking Trade Finance Process Management Cloud Service.

Audience

This document is intended for the following audience:

- Oracle Implementers
- Customer Service Representatives (CSRs)
- Oracle user

Documentation Accessibility

For information about Oracle's commitment to accessibility, visit the Oracle Accessibility Program website at <http://www.oracle.com/pls/topic/lookup?ctx=acc&id=docacc>.

Access to Oracle Support

Oracle customer access to and use of Oracle support services will be pursuant to the terms and conditions specified in their Oracle order for the applicable services.

Critical Patches

Oracle advises customers to get all their security vulnerability information from the Oracle Critical Patch Update Advisory, which is available at [Critical Patches, Security Alerts and Bulletins](#). All critical patches should be applied in a timely manner to ensure effective security, as strongly recommended by [Oracle Software Security Assurance](#).

Diversity and Inclusion

Oracle is fully committed to diversity and inclusion. Oracle respects and values having a diverse workforce that increases thought leadership and innovation. As part of our initiative to build a more inclusive culture that positively impacts our employees, customers, and partners, we are working to remove insensitive terms from our products and documentation. We are also mindful of the necessity to maintain compatibility with our customers' existing technologies and the need to ensure continuity of service as Oracle's offerings and industry standards evolve. Because of these technical constraints, our effort to remove insensitive terms is ongoing and will take time and external cooperation.

Structure

This manual is organized into the following chapters:

- Preface gives information on the intended audience, structure, and related documents for this User Manual.
- The subsequent chapters provide an overview to the module.

Conventions

The following text conventions are used in this document:

Convention	Meaning
boldface	Boldface type indicates graphical user interface elements associated with an action, or terms defined in text.
<i>italic</i>	Italic type indicates book titles, emphasis, or placeholder variables for which you supply particular values.
monospace	Monospace type indicates commands within a paragraph, URLs, code in examples, text that appears on the screen, or text that you enter.

Related Documents

For more information on any related features, you can refer to the following documents:

- Getting Started User Guide
- Oracle Banking Common Core User Guide

Screenshot Disclaimer

Personal information used in the interface or documents is dummy and does not exist in the real world. It is only for reference purposes.

Acronyms and Abbreviations

The list of the acronyms and abbreviations that are used in this guide are as follows:

Table 1 Acronyms and Abbreviations

Abbreviation	Description
OBTFCPM	Oracle Banking Trade Finance Process Management
OBTFCPMCS	Oracle Banking Trade Finance Process Management Cloud Service
LC	Letter of Credit
BC	Bankers Cheque
FX	Foreign Exchange
CCY	Currency
LCY	Local Currency
FCY	Foreign Currency
LOV	List of Values
CIF	Customer Information File
UDF	User Defined Fields
FFT	Free Format Text
SBLC	Standby Letter of Credit

Basic Actions

Most of the screens contain Action Buttons to perform all or a few of the basic actions. The actions which are called here are generic, and it varies based on the usage and the applicability. The table below gives a snapshot of them:

Table 2 Common Action Buttons and its Definitions

Action Buttons	Description
Reject	<p>On click of Reject, user must select a Reject Reason from a list displayed by the system.</p> <p>Reject Codes are:</p> <ul style="list-style-type: none"> • R1- Documents missing • R2- Signature Missing • R3- Input Error • R4- Insufficient Balance/Limits • R5 - Others <p>Select a Reject code and give a Reject Description. This reject reason will be available in the remarks window throughout the process.</p>

Table 2 (Cont.) Common Action Buttons and its Definitions

Action Buttons	Description
Refer	<p>Select a Refer Reason from the values displayed by the system.</p> <p>Refer Codes are:</p> <ul style="list-style-type: none"> • R1- Documents missing • R2- Signature Missing • R3- Input Error • R4- Insufficient Balance/Limits • R5 - Others
Hold	<p>The details provided will be saved and status will be on hold. User must update the remarks on the reason for holding the task.</p> <p>This option is used, if there are any pending information yet to be received from applicant.</p>
Cancel	Click Cancel to cancel the transaction input midway without saving any data.
Save & Close	Click Save & Close to save the details provided and holds the task in 'My Task' queue for further update. This option will not submit the request.
Next	Click Next , system validates if all the mandatory fields have been captured. Necessary error and override messages to be displayed. On successful validation, system moves the task to the next data segment.
Submit	Click Submit to complete the transaction after you specify all the input parameters for a particular process. The task will get moved to next logical stage of the process. If mandatory fields have not been captured, system will display an error message until the mandatory fields data are provided.

Symbols and Icons

The list of symbols and icons available on the screens are as follows:

Table 3 Symbols and Icons - Common






Symbol/Icon	Function
	Minimize
	Maximize
	Close
	Perform Search
	Open a list

Table 3 (Cont.) Symbols and Icons - Common























Symbol/Icon	Function
	Date Range
	Add a new record
	Navigate to the first record
	Navigate to the last record
	Navigate to the previous record
	Navigate to the next record
	Grid view
	List view
	Refresh
	Click this icon to add a new row.
	Click this icon to delete a row, which is already added.
	Calendar
	Alerts
	Unlock Option
	View Option
	Reopen Option

Table 4 Symbols and Icons - Widget

Symbol/Icon	Function
	Open status
	Unauthorized status
	Rejected status
	Closed status
	Authorized status
	Modification Number

1

Trade 360 Degree

This process illustrates the Trade 360 Degree handled in Oracle Banking Trade Finance Process Management Cloud Service.

Corporates usually have multiple Trade transaction involving various trade products, the Trade 360 widget allows the user to view wholistically.

The Trade 360 allows the user to view all the Trade transactions booked by the customer in various trade products in a single page. The user can view Trade-360 details through widget and through Menu.

Following are the tabs in Trade 360 Degree screen.

- Trade 360 Summary
- Documentary Credit
- Documentary Collection
- Guarantees and Stand By LCs
- Limits

On Customer ID Search, the Trade 360 page loads with the transaction details by default. On visiting of each tab, the transaction pertaining to each widget should display based on the filter criteria. The user can set the filter criteria for each widget and the results get displayed based on the filter criteria. The user can view the transaction details as separate screen (read only), by clicking the Reference number link in any of the table grid. The facility of switching over from the Table structure to Pie chart mode and vice versa is also available in the screen.


This topic contains following sub-topics:

- [Accessing Trade 360 Degree](#)
This topic provides the information to the user to access Trade 360 Degree. In the subsequent steps, let's look at the steps to access Trade 360 Degree:

1.1 Accessing Trade 360 Degree

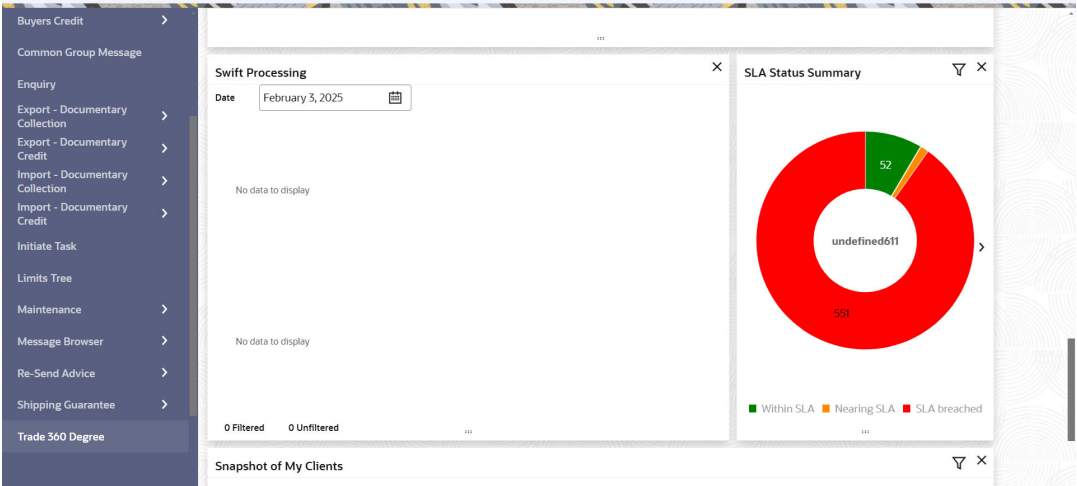
This topic provides the information to the user to access Trade 360 Degree. In the subsequent steps, let's look at the steps to access Trade 360 Degree:

Specify **User ID** and **Password**, and login to **Home** screen.

The image shows the Oracle Trade 360 Degree login interface. At the top, the Oracle logo is displayed in red. Below the logo, there are two input fields. The first field is labeled "User Name" and contains the text "ATEST11". The second field is labeled "Password" and contains a series of dots, indicating a masked password. Below these fields is a dark gray button with the text "Sign In" in white.

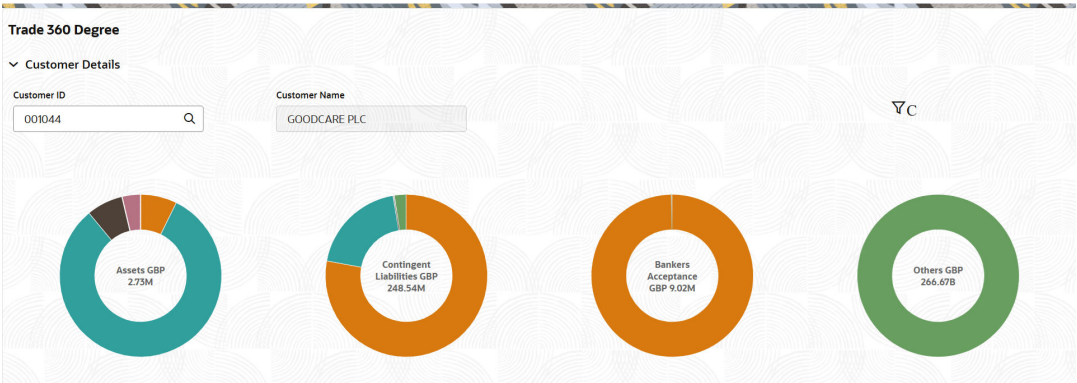
1. On login, user must be able to view the dashboard screen with widgets as mapped to the user.
2. On **Home** screen, click **Trade Finance**. Under **Trade Finance**, click **Trade 360 Degree**.

Figure 1-1 Trade 360 Degree - Menu



The **Trade 360 Degree** screen is displayed.


- 3. On **Trade 360 Degree** screen, specify the fields.
The **Trade 360 Degree** screen with pie chart is displayed.



For more information on fields, refer to the field description table below.

Table 1-1 Trade 360 Degree - Field Description

Field	Description
Customer ID	Click Search icon to search and select the Customer ID.
Customer Name	This field displays the Customer Name based on the selected Customer ID.

- 4. On **Trade 360 Degree** screen, click the  icon.
The **Trade 360 Summary** screen will display the details. The user can click each tab to view the details.

- [Customer 360 Degree Summary](#)
This topic provides the information to the user to view the Trade 360 Degree Summary screen.
- [Customer 360 Degree - Pie Chart View](#)
This topic provides the information to the user to view the Trade 360 Degree Summary screen.
- [Documentary Credit Tab](#)
This topic provides the information to the user to view the Trade 360 Degree - Documentary Credit Tab screen.
- [Documentary Collection Tab](#)
This topic provides the information to the user to view the Trade 360 Degree - Documentary Collection Tab screen.
- [Guarantee and Stand-By-LCs Tab](#)
This topic provides the information to the user to view the Trade 360 Degree - Guarantee and Stand-By-LCs Tab screen.
- [Limit Tab](#)
This topic provides the information to the user to view the Trade 360 Degree - Limit Tab screen.
- [Transaction Details](#)
This topic provides the information to the user about the transaction details.

1.1.1 Customer 360 Degree Summary

This topic provides the information to the user to view the Trade 360 Degree Summary screen.

The Summary Tab displays the Outstanding Balances of trade transactions in various heads like Documentary Credit (Import & Export), Documentary Collection (Import & Export), and Guarantees and Stand-By-LCs. The user can click each head to view the details


- On **Customer 360 Degree** screen, click the  icon.
The **Customer 360 Degree** screen will display the details. The user can click each tab to view the details.

Figure 1-2 Customer 360 Degree

Customer 360

Customer ID: 001044 Customer Name: GOODCARE PLC Branch: PK2-Oracle Banking Trade Fin

Trade 360 Summary Documentary Credit Documentary Collection Guarantee and Stand By LCs Limits

Documentary Credit

Import

Description	Count	OS Amount In LCY
LC Issued	4996	189724284.65
Bills Advanced	372	171500
Collection O/S	499	8650683.88

Page 1 of 1 (1-3 of 3 items)

Export

Description	Count	OS Amount In LCY
LC Advised	4913	111350101.12
Bills Negotiated	33	1200422
Collection O/S	119	4780677.29

Page 1 of 1 (1-3 of 3 items)

Documentary Collection

Import

Description	Count	OS Amount In LCY
Advanced	6	103200
Other Collections	1274	198944732026.24
Overdue	10	27399

Page 1 of 1 (1-3 of 3 items)

Export

Description	Count	OS Amount In LCY
Financed	1045	539130
Other Collections	87	633777.29
Overdue	6	78800

Page 1 of 1 (1-3 of 3 items)

Guarantees and Stand by LCs

Issued

Description	Count	OS Amount In LCY
Bank Guarantee Issued against Customer Request	3219	36698692.19
Bank Guarantee Issued against Counter Guarantee	62	4169058.9
Shipping Guarantee Issued	462	6018325.71
Stand-by-LCs Issued	11	414200

Page 1 of 1 (1-4 of 4 items)

Advised

Description	Count	OS Amount In LCY
Bank Guarantee Advised	2659	13015206.52
Standby-LC Advised	1	8900

Page 1 of 1 (1-2 of 2 items)

Trade Loan

Import

Description	Count	OS Amount In LCY
Advance by Loan	19	0

Page 1 of 1 (1 of 1 items)

Export

Description	Count	OS Amount In LCY
Pre-Shipment Finance	2	80000
Link To Loan	0	0

Page 1 of 1 (1-2 of 2 items)

On Trade 360 Degree Summary following fields are displayed.

For more information on fields, refer to the field description table below.

Table 1-2 Customer 360 Degree - Field Description

Field	Description
Customer Id	Click Search icon to search and select the Customer ID.
Customer Name	Customer Name will be populated based on the selected Customer Id from the LOV.
Branch	Branch Name will be populated based on the selected Customer Id from the LOV.
Documentary Credit	This section displays the Documentary Credit details.
Import	This section displays the Import details.

Table 1-2 (Cont.) Customer 360 Degree - Field Description

Field	Description
Description	This field displays the description of the import LC.
Count	This fields displays the count of LC.
OS Amount in Local Currency	This field displays the Amount in local currency.
Export	This section displays the Export details.
Description	This field displays the description of the export LC.
Count	This fields displays the count of export LC.
OS Amount in Local Currency	This field displays the Amount in local currency.
Documentary Collection	This section displays the Documentary Collection details.
Import	This section displays the Import details.
Description	This field displays the description of the import collection.
Count	This fields displays the count of import collection.
OS Amount in Local Currency	This field displays the Amount in local currency.
Export	This section displays the Export details.
Description	This field displays the description of the export collection.
Count	This fields displays the count of export collection.
OS Amount in Local Currency	This field displays the Amount in local currency.
Guarantees and Stand by LCs	This section displays the Guarantees and Stand by LCs details.
Issued	This section displays the details of guarantee issued.
Description	This field displays the description of the guarantee and standby LCs.
Count	This fields displays the count of guarantee and standby LCs.
OS Amount in Local Currency	This field displays the Amount in local currency.
Advised	This section displays the details of guarantee advised.
Description	This field displays the description of the guarantee advise.
Count	This fields displays the count of guarantee advise.
Trade Loan	This section displays the Trade Loan details.
Import	This section displays the Import details of the Trade Loan.
Description	This field displays the description of the Trade Loan.
Count	This fields displays the count of Trade Loan.
OS Amount in Local Currency	This field displays the Amount in local currency.
Export	This section displays the Export details of the Trade Loan.
Description	This field displays the description of the export Trade Loan.
Count	This fields displays the count of export Trade Loan.
OS Amount in Local Currency	This field displays the Amount in local currency.

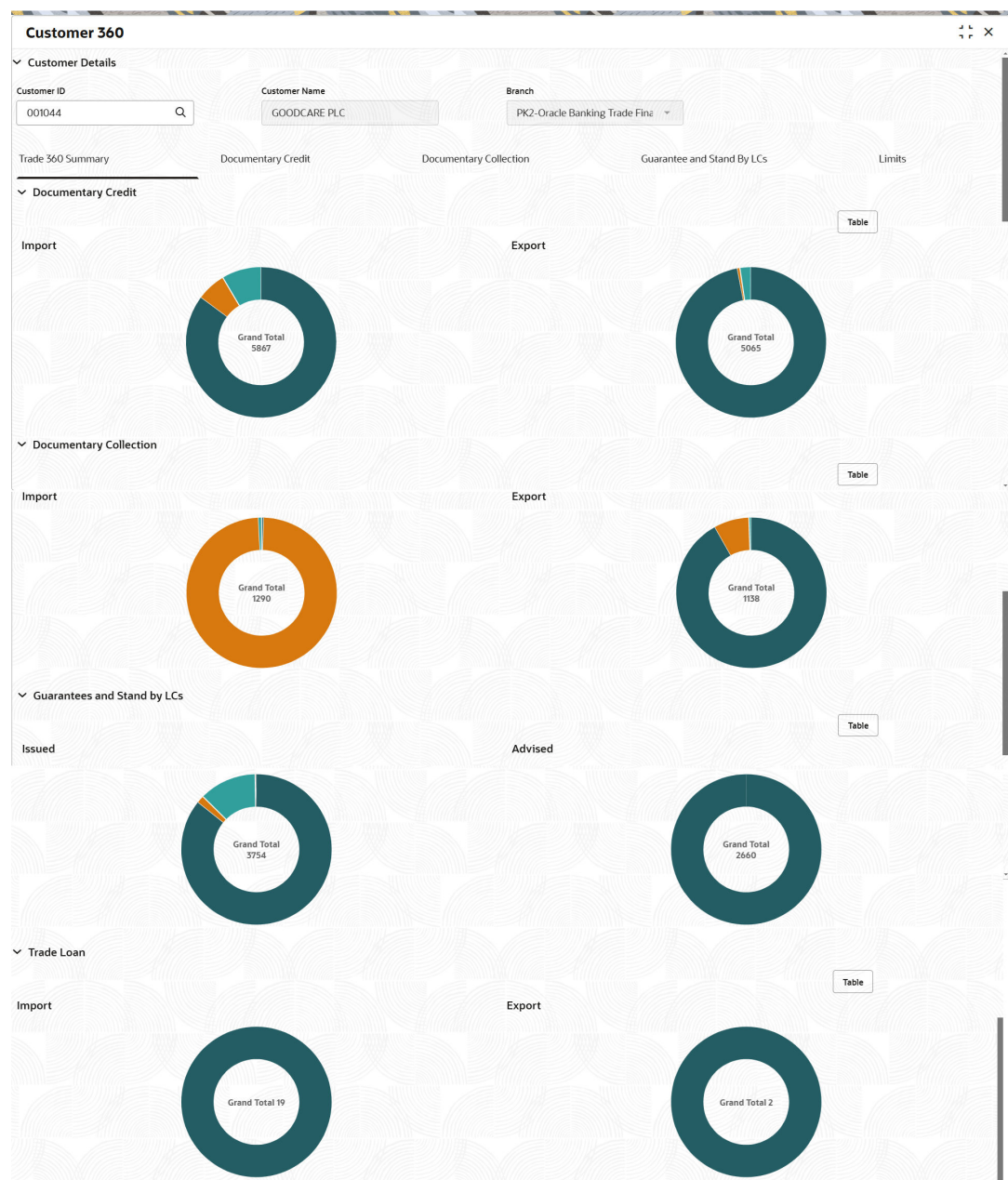
1.1.2 Customer 360 Degree - Pie Chart View

This topic provides the information to the user to view the Trade 360 Degree Summary screen.

The Summary Tab displays the Outstanding Balances of trade transactions in various heads like Documentary Credit (Import & Export), Documentary Collection (Import & Export), and Guarantees and Stand-By-LCs in the form of Pie Chart. The user can click each head to view the details

- On **Customer 360 Degree** screen, click the **Pie** button on any widget. The **Customer 360 Degree - Pie Chart** screen will display the details.

Figure 1-3 Customer 360 Degree - Pie Chart View



1.1.3 Documentary Credit Tab

This topic provides the information to the user to view the Trade 360 Degree - Documentary Credit Tab screen.

Documentary Credit Tab, should display both the LC and BC details from Import and Export. User can filter the records based on the filter options.

1. On **Customer 360 Degree** screen, click the **Documentary Credit** tab.

The **Customer 360 Degree** screen with Documentary Credit details is displayed with two sub section for displaying LC Details and Bills Details.

Figure 1-4 Customer 360 Degree - Documentary Credit tab

Customer 360

Trade 360 Summary Documentary Credit Documentary Collection Guarantee and Stand By LCs Limits

▼ **Documentary Credit**

LC Details

Import

Search

Branch	Product Code	Contract Reference Number	Currency	Amount	Issue Date	Expiry Date	Operation Code	Party Type
PK2	ILUN	PK2ILUN221108056	GBP	30000	2022-04-19	2022-04-20	OPN	APP
PK2	ILSN	PK2ILSN221107168	GBP	100	2022-04-20	2022-12-28	OPN	APP
PK2	ILSN	PK2ILSN221107179	GBP	100	2022-04-20	2022-12-28	OPN	APP
PK2	ILSN	PK2ILSN221107209	GBP	100	2022-04-20	2022-12-28	OPN	APP
PK2	ILSN	PK2ILSN221107210	GBP	100	2022-04-20	2022-12-28	OPN	APP

Page 1 of 1071 (1-5 of 5354 items) |< 1 2 3 4 5 ... 1071 >|

Export

Search

Branch	Product Code	Contract Reference Number	Currency	Amount	Issue Date	Expiry Date	Operation Code	Party Type
PK2	ELAN	PK2ELAN221109556	GBP	10000	2022-04-20	2022-07-19	CNF	BEN
PK2	ELAN	PK2ELAN221109556	GBP	10000	2022-04-20	2022-07-19	CNF	BEN
PK2	ELAN	PK2ELAN221109566	GBP	10000	2022-04-20	2022-07-19	ADV	BEN
PK2	ELAT	PK2ELAT221106018	GBP	100	2022-04-20	2022-12-28	ADV	BEN
PK2	ELAT	PK2ELAT221106019	GBP	100	2022-04-20	2022-12-28	ADV	BEN
PK2	ELAC	PK2ELAC221109505	GBP	100	2022-04-20	2022-07-19	ADV	BEN

Page 1 of 1188 (1-5 of 5956 items) |< 1 2 3 4 5 ... 1188 >|

Bill Details

Import

Search

Branch	Product Code	Contract Reference Number	Currency	Amount	Maturity Date	Txn Date	Tenor Code
PK2	IUL1	PK2IUL1221106552	GBP	100	2022-05-20	2022-04-20	U
PK2	IUL1	PK2IUL1221106554	USD	10	2022-05-20	2022-04-20	U
PK2	IUAL	PK2IUAL221105003	GBP	100	2022-05-20	2022-04-20	U
PK2	IUL1	PK2IUL1221106555	USD	10	2022-05-20	2022-04-20	U
PK2	IUL1	PK2IUL1221106556	USD	1000	2022-05-20	2022-04-20	U

Page 1 of 237 (1-5 of 1182 items) |< 1 2 3 4 5 ... 237 >|

Export

Search

Branch	Product Code	Contract Reference Number	Currency	Amount	Maturity Date	Txn Date	Tenor Code
PK2	PRPB	PK2PRPB221100505	GBP	50000	2022-04-20	2022-04-20	S
PK2	EUUA	PK2EUUA221107501	GBP	400000	2022-05-20	2022-04-20	U
PK2	EBCA	PK2EBCA221102001	GBP	150000	2022-05-20	2022-04-20	U
PK2	EUNG	PK2EUNG221105001	GBP	500000	2022-06-04	2022-04-20	U
PK2	EUUD	PK2EUUD221105001	USD	400000	2022-05-20	2022-04-20	U

Page 1 of 41 (1-5 of 205 items) |< 1 2 3 4 5 ... 41 >|

2. On **Customer 360 Degree - Documentary Credit** tab specify the search criteria.

For more information on fields, refer to the field description table below.

Table 1-3 Documentary Credit - Field Description

Field	Description
LC Details	This section displays the LC details.
Search Filter	The search filter criteria should be based on the column headers. Example: If the filter criteria is set as "ILUN", the result should display only the contracts available in the ILUN product alone
Import	The Import LC Contracts that are in active status and authorized pertaining to a corporate customer should be queried from the OBTF and displayed in LC Details frame.
Branch	This field displays the branch code of the Import LC.
Product Code	This field displays the Product code.
Contract Reference Number	This field displays the Contract reference number.
LC Currency	This field displays the currency of LC.
LC Amount	This field displays the Amount of LC currency.
Issue Date	This field displays the date on which the import LC is issued
Expiry Date	This field displays the expiry date of the issued LC.
Operation Code	This field displays the operation code of import LC.
Party Type	This field displays the party type of import LC.
Export	The Export LC Contracts that are in active status and authorized pertaining to a corporate customer should be queried from the OBTF and displayed in LC Details frame.
Branch	This field displays the branch code of the export LC.
Product Code	This field displays the Product code.
Contract Reference Number	This field displays the Contract reference number.
LC Currency	This field displays the currency of the export LC.
LC Amount	This field displays the Amount of LC currency.
Issue Date	This field displays the date on which the export LC is issued
Expiry Date	This field displays the expiry date of the export LC.
Operation Code	This field displays the operation code of export LC.
Party Type	This field displays the party type of export LC.
Bill Details	This section displays the bill details.
Search Filter	The search filter criteria should be based on the column headers. Example: If the filter criteria is set as "ILUN", the result should display only the contracts available in the ILUN product alone
Import	The Bill Contracts ts that are in active status, authorized and Under Letter of credit as "Yes" pertaining to a corporate customer should be queried from the OBTF and displayed in Import Details frame. The Export bill should display all the transaction Initial and Final stage.
Branch	This field displays the branch code of the Import Bill.
Product Code	This field displays the Product code of the Import Bill.
Contract Reference Number	This field displays the Contract reference number of the Import Bill.
LC Currency	This field displays the currency of Bill.
LC Amount	This field displays the Amount of Bill currency.
Issue Date	This field displays the date on which the Import Bill is issued
Expiry Date	This field displays the expiry date of the issued Bill.

Table 1-3 (Cont.) Documentary Credit - Field Description

Field	Description
Operation Code	This field displays the operation code of Bill.
Party Type	This field displays the party type of import Bill.
Export	The the Export Bill contracts that are in active status, authorized and Under Letter of credit as "Yes" pertaining to a corporate customer should be queried from the OBTF and displayed in Export Details frame. The Export bill should display all the transaction in Initial and Final stage
Branch	This field displays the branch code of the export Bill.
Product Code	This field displays the Product code of the export Bill.
Contract Reference Number	This field displays the Contract reference number of the export Bill.
LC Currency	This field displays the currency of the export Bill.
LC Amount	This field displays the Amount of Bill currency.
Issue Date	This field displays the date on which the export Bill is issued
Expiry Date	This field displays the expiry date of the export Bill.
Operation Code	This field displays the operation code of export Bill.
Party Type	This field displays the party type of export Bill.

1.1.4 Documentary Collection Tab

This topic provides the information to the user to view the Trade 360 Degree - Documentary Collection Tab screen.

Documentary Collection Tab, should display both the LC and BC details from Import and Export. User can filter the records based on the filter options.

1. On **Customer 360 Degree** screen, click the **Documentary Collection** tab.

The **Customer 360 Degree** screen with Documentary Collection details is displayed with two sub section for displaying Bills Details.

Figure 1-5 Customer 360 Degree - Documentary Collection tab

Customer 360

Customer Details

Customer ID: 001044 Customer Name: GOODCARE PLC Branch: PK2-Oracle Banking Trade Finz

Trade 360 Summary Documentary Credit Documentary Collection Guarantee and Stand By LCs Limits

Documentary Collection

Import

Search: Type to filter Clear

Branch	Product Code	Contract Reference Number	Currency	Amount	Maturity Date	Txn Date	Tenor Code
PK2	FOP2	PK2FOP221101008	GBP	1000	2022-05-20	2022-04-20	U
PK2	ISNC	PK2ISNC221106556	GBP	100	2022-04-22	2022-04-20	S
PK2	ISNC	PK2ISNC221106558	GBP	100	2022-04-22	2022-04-20	S
PK2	IINA	PK2IINA221103006	USD	1000	2022-05-20	2022-04-20	U
PK2	IINA	PK2IINA221103007	USD	1000	2022-05-20	2022-04-20	U

Page 1 of 520 (1-5 of 2596 items) 1 2 3 4 5 ... 520

Export

Search: Type to filter Clear

Branch	Product Code	Contract Reference Number	Currency	Amount	Maturity Date	Txn Date	Tenor Code
PK2	EUNA	PK2EUNA221108005	GBP	1000	2022-05-20	2022-04-20	U
PK2	ESCP	PK2ESCP221108077	GBP	100	2022-04-20	2022-04-20	S
PK2	EUNA	PK2EUNA221108002	GBP	1000	2022-05-20	2022-04-20	U
PK2	ESCP	PK2ESCP221108058	GBP	10000	2022-04-20	2022-04-20	S
PK2	ESCP	PK2ESCP221108065	GBP	100	2022-04-20	2022-04-20	S

Page 1 of 390 (1-5 of 1950 items) 1 2 3 4 5 ... 390

2. On **Customer 360 Degree - Documentary Collection tab** specify the search criteria.
For more information on fields, refer to the field description table below.

Table 1-4 Documentary Collection tab - Field Description

Field	Description
Bill Details	This section displays the Bill details.
Search Filter	The search filter criteria should be based on the column headers. The filter criteria is set as "IULL" in Import BC widget, the result should be displayed only the contracts available in the IULL product alone Example: The filter criteria is set as "IULL" in Import BC widget, the result should be displayed only the contracts available in the IULL product alone.
Import	Import Bill contracts that are in active status, authorized and Under Letter of credit as "No" pertaining to a corporate customer should be queried from the OBTF and displayed in Import Details frame. The Import bill should display all the transaction Initial and Final stage.
Branch	This field displays the branch code of the Import bill.
Product Code	This field displays the Product code of the Import bill.
Contract Reference Number	This field displays the Contract reference number.
Bill Currency	This field displays the currency of the Import bill.
Bill Amount	This field displays the Amount of bill.
Maturity Date	This field displays the maturity date of the import bill.
Transaction Date	This field displays the transaction date of the import bill.
Bill Due Amount	This field displays the bill due amount of import bill.
Tenor	Displays the tenor of import bill.

Table 1-4 (Cont.) Documentary Collection tab - Field Description

Field	Description
Party Type	This field displays the party type of import bill.
Export	The Export Bill contracts that are in active status, authorized and Under Letter of credit as “No” pertaining to a corporate customer should be queried from the OBTF and displayed in Export Details frame. The Export bill should display all the transaction Initial and Final stage.
Branch	This field displays the branch code of the export bill.
Product Code	This field displays the Product code of the export bil.
Contract Reference Number	This field displays the Contract reference number.
Bill Currency	This field displays the currency of the export bill.
Bill Amount	This field displays the Amount of bill.
Maturirty Date	This field displays the maturity date of the export bill.
Transaction Date	This field displays the transaction date of the export bill.
Bill Due Amount	This field displays the bill due amount of export bill.
Tenor	Displays the tenor of export bill.
Party Type	This field displays the party type of export bill.

1.1.5 Guarantee and Stand-By-LCs Tab

This topic provides the information to the user to view the Trade 360 Degree - Guarantee and Stand-By-LCs Tab screen.

Guarantee and Stand-By-LCs Tab, displays all the Guaranties and Stand-By-LCs in single frame.

1. On **Customer 360 Degree** screen, click the **Guarantee and Stand-By-LCs** tab.
The **Customer 360 Degree** screen with Guarantee and Stand-By-LCs details is displayed.

Figure 1-6 Customer 360 Degree - Guarantee and Stand-By-LCs tab

Customer 360

Customer Details

Customer ID: 001044 Customer Name: GOODCARE PLC Branch: PK2-Oracle Banking Trade Fina

Trade 360 Summary Documentary Credit Documentary Collection Guarantee and Stand By LCs Limits

Guarantee and Stand By LCs

Issued

Search: Type to filter Clear

Branch	Product Code	Product Type	Contract Reference Number	Currency	Amount	Issue Date	Expiry Date	Applicant
PK2	GUIR	G	PK2GUIR221106116	GBP	75000	2022-04-20	2024-12-31	001044
PK2	GUIR	G	PK2GUIR221106108	GBP	10000	2022-04-20	2025-04-20	001044
PK2	GUIR	G	PK2GUIR221106127	GBP	75000	2022-04-20	2024-12-31	001044
PK2	GUIR	G	PK2GUIR221106130	GBP	75000	2022-04-20	2024-12-31	001044
PK2	GUIR	G	PK2GUIR221106096	GBP	100	2022-04-20	2022-11-28	001044

Page 1 of 837 (1-5 of 4183 items) |< 1 2 3 4 5 ... 837 >|

Advised

Search: Type to filter Clear

Branch	Product Code	Product Type	Contract Reference Number	Currency	Amount	Issue Date	Expiry Date	Applicant
No data to display.								

Page 1 (0 of 0 items) |< 1 >|

- On **Customer 360 Degree - Guarantee and Stand-By-LCs** tab specify the search criteria.

For more information on fields, refer to the field description table below.

Table 1-5 Guarantee and Stand-By-LCs - Field Description

Field	Description
Search Filter	The search filter criteria should support only the column headers from the respective resultant frame. Example: The filter criteria is set as "GUIR" in Import LC widget, the result should be displayed only the contracts available in the GUIR product alone.
LC Details	The Advice, and Issuance contracts that are in active status, authorized pertaining to a corporate customer should be queried from the OBTF and displayed in LC Details frame.
Branch	This field displays the branch code of the Guarantee and Stand-By-LCs.
Product Code	This field displays the Product code of the Guarantee and Stand-By-LCs.
Contract Reference Number	This field displays the Contract reference number.
LC Currency	This field displays the currency of Guarantee and Stand-By-LCs.
LC Amount	This field displays the Guarantee and Stand-By-LCs amount.
Issue Date	This field displays the date on which the Guarantee and Stand-By LC is issued.
Expiry Date	This field displays the expiry date of the issued LC.
Applicant	Specify the applicant.

1.1.6 Limit Tab

This topic provides the information to the user to view the Trade 360 Degree - Limit Tab screen.

Limit Tab, displays all the limit line details in single frame.

1. On **Customer 360 Degree** screen, click the **Limit** tab.

The **Customer 360 Degree** screen with Limit details is displayed.

Figure 1-7 Customer 360 Degree - Limit tab

Customer 360

Customer Details

Customer ID: 001044 | Customer Name: GOODCARE PLC | Branch: PK2-Oracle Banking Trade Fine

Trade 360 Summary | Documentary Credit | Documentary Collection | **Guarantee and Stand By LCs** | Limits

Issued

Branch	Product Code	Product Type	Contract Reference Number	Currency	Amount	Issue Date	Expiry Date	Applicant
PK2	GUIR	G	PK2GUIR221106116	GBP	75000	2022-04-20	2024-12-31	001044
PK2	GUIR	G	PK2GUIR221106108	GBP	10000	2022-04-20	2025-04-20	001044
PK2	GUIR	G	PK2GUIR221106127	GBP	75000	2022-04-20	2024-12-31	001044
PK2	GUIR	G	PK2GUIR221106130	GBP	75000	2022-04-20	2024-12-31	001044
PK2	GUIR	G	PK2GUIR221106096	GBP	100	2022-04-20	2022-11-28	001044

Page 1 of 837 (1-5 of 4183 items)

Advised

No data to display.

Page 1 (0 of 0 items)

2. On **Customer 360 Degree - Limit tab** specify the search criteria.

For more information on fields, refer to the field description table below.

Table 1-6 Limit - Field Description

Field	Description
Line Code	The search filter criteria should support only the column headers from the respective resultant frame. Example: The filter criteria is set as "GUIR" in Import LC widget, the result should be displayed only the contracts available in the GUIR product alone.
Line Serial	This field displays the line serial numbe.
Line Description	This field displays the description of the line limit.
Line Currency	This field displays the currency of line limit.
Liability Number	This field displays the liability number of the of line limit.
Liability ID	This field displays the liability Id of the of line limit.
Record Status	This field displays the record status of line limit.

1.1.7 Transaction Details

This topic provides the information to the user about the transaction details.

- On **Customer 360 Degree** screen, click the **Contract Reference Number** in any of the Trade-360 widgets.

The **Transaction Details** screen with details of transaction is displayed.

Figure 1-8 Transaction Details

Documentary Credit Bill Details :-PK2IUAL221105003

Trade Finance Details

Bill Reference Number: PK2IUAL221105003
Currency: GBP
Outstanding Amount: GBP £100.00
Branch: PK2
Amount: GBP £100.00
Product Code: IUAL
Date of Issue: April 20, 2022
Customer Id: 001044
Date of Expiry: May 20, 2022
Version Number: 1 (Labels of 4)

Drawing Details

Product Code: IUAL
Contract Status: Active
Version No.: 1
Operation Type: ACC
Stage: Final
Drawee: 001044 GOODCARE
Drawer: 001043 MARKS ANI
Drawing Amount: GBP £100.00
Issuing Bank: 001041 WELLS FAR

Shipment Details

Partial Shipment: ALLOWED
Trans Shipment: NOT ALLOWED
Latest Date of Shipment:
Shipment Period:
Place of Taking Charge:
Port of Loading:
Port of Discharge:
Place of Final Destination:

Goods Details

Goods Code	Goods Description
FURNITURE	

Page 1 of 1 (1 of 1 items)

Document Details

Document Code	First Mail Received Copy	First Mail Received Original	Second Mail Received Copy	Second Mail Received Original	Received Document Description	Document Date
AIRDOC	2	1/2				
BOL						
INSDOC	2					
INVDOC		1/2				
MARDOC	2	1/2				

Page 1 of 2 (1-5 of 6 items)

Additional Conditions

Received Description
No data to display.

Page 1 (0 of 0 items)

Discrepancy Details

Discrepancy Code	Discrepancy Description	Discrepancy Resolved	Resolved Date	Received Date	Resolved Remarks	Action
No data to display.						

Page 1 (0 of 0 items)

Payment Details

Pay Message Date:
Non Pay Message Date:
Acceptance Message Date:
Non Acceptance Message Date:
Discrepancies Approval Date:
Incoming MT732 - Sender to Receiver Information:
Pre-shipment Credit Outstanding Amount:
Pre-shipment Credit Repayment Amount:
Reimbursement Claimed:
Reimbursing Bank:
Reimbursement Date:
Liquidate using Collateral:

Commission Details

Component	Rate	Mod. Rate	Currency	Amount	Modified	Defer	Waive	Charge Party	Settl. Account	Amendable
No data to display.										

Page 1 (0 of 0 items)

Charge Details

Component	Tag currency	Tag Amount	Currency	Amount	Modified	Billing	Defer	Waive	Charge Party	Settlement Account
IBCOUR	GBP	100	GBP	£100.00					GOODCARE PLC	PK20010440017
IBOPNCG	GBP	100	GBP	£100.00					GOODCARE PLC	
IBOPNCG	GBP	150	GBP	£150.00					GOODCARE PLC	PK20010440017

Index

A

Accessing Trade 360 Degree, [2](#)

C

Customer 360 Degree - Pie Chart View, [7](#)
Customer 360 Degree Summary, [4](#)

D

Documentary Collection Tab, [10](#)
Documentary Credit Tab, [8](#)

G

Guarantee and Stand-By-LCs Tab, [12](#)

L

Limit Tab, [14](#), [15](#)

T

Trade 360 Degree, [1](#)