

# Oracle® Banking Treasury Management

## Sample Reports User Guide



Release 14.7.1.0.0

F84123-01

May 2023

The Oracle logo, consisting of a solid red square with the word "ORACLE" in white, uppercase, sans-serif font centered within it.

ORACLE®

F84123-01

Copyright © 2020, 2023, Oracle and/or its affiliates.

This software and related documentation are provided under a license agreement containing restrictions on use and disclosure and are protected by intellectual property laws. Except as expressly permitted in your license agreement or allowed by law, you may not use, copy, reproduce, translate, broadcast, modify, license, transmit, distribute, exhibit, perform, publish, or display any part, in any form, or by any means. Reverse engineering, disassembly, or decompilation of this software, unless required by law for interoperability, is prohibited.

The information contained herein is subject to change without notice and is not warranted to be error-free. If you find any errors, please report them to us in writing.

If this is software, software documentation, data (as defined in the Federal Acquisition Regulation), or related documentation that is delivered to the U.S. Government or anyone licensing it on behalf of the U.S. Government, then the following notice is applicable:

U.S. GOVERNMENT END USERS: Oracle programs (including any operating system, integrated software, any programs embedded, installed, or activated on delivered hardware, and modifications of such programs) and Oracle computer documentation or other Oracle data delivered to or accessed by U.S. Government end users are "commercial computer software," "commercial computer software documentation," or "limited rights data" pursuant to the applicable Federal Acquisition Regulation and agency-specific supplemental regulations. As such, the use, reproduction, duplication, release, display, disclosure, modification, preparation of derivative works, and/or adaptation of i) Oracle programs (including any operating system, integrated software, any programs embedded, installed, or activated on delivered hardware, and modifications of such programs), ii) Oracle computer documentation and/or iii) other Oracle data, is subject to the rights and limitations specified in the license contained in the applicable contract. The terms governing the U.S. Government's use of Oracle cloud services are defined by the applicable contract for such services. No other rights are granted to the U.S. Government.

This software or hardware is developed for general use in a variety of information management applications. It is not developed or intended for use in any inherently dangerous applications, including applications that may create a risk of personal injury. If you use this software or hardware in dangerous applications, then you shall be responsible to take all appropriate fail-safe, backup, redundancy, and other measures to ensure its safe use. Oracle Corporation and its affiliates disclaim any liability for any damages caused by use of this software or hardware in dangerous applications.

Oracle®, Java, and MySQL are registered trademarks of Oracle and/or its affiliates. Other names may be trademarks of their respective owners.

Intel and Intel Inside are trademarks or registered trademarks of Intel Corporation. All SPARC trademarks are used under license and are trademarks or registered trademarks of SPARC International, Inc. AMD, Epyc, and the AMD logo are trademarks or registered trademarks of Advanced Micro Devices. UNIX is a registered trademark of The Open Group.

This software or hardware and documentation may provide access to or information about content, products, and services from third parties. Oracle Corporation and its affiliates are not responsible for and expressly disclaim all warranties of any kind with respect to third-party content, products, and services unless otherwise set forth in an applicable agreement between you and Oracle. Oracle Corporation and its affiliates will not be responsible for any loss, costs, or damages incurred due to your access to or use of third-party content, products, or services, except as set forth in an applicable agreement between you and Oracle.

# Contents

## Preface

---

Audience	iv
Acronyms and Abbreviations	iv
Conventions	iv
List of Topics	v
Related Resources	v
Symbols and Icons	v

## 1 Activation of Sample Reports

---

1.1 Activation of Menu and Report Rules	1-1
---	-----

## 2 Module-wise Sample Reports

---

## Index

---

# Preface

This manual is designed to help you quickly get acquainted with the activation of sample reports, and module-wise sample reports available in Oracle Banking Treasury Management.

This preface has the following topics:

- [Audience](#)
- [Acronyms and Abbreviations](#)
- [Conventions](#)
- [List of Topics](#)
- [Related Resources](#)
- [Symbols and Icons](#)

## Audience

This guide is intended for Back Office Data Entry Clerk, Back Office Managers/ Officers, Product Managers, End of Day Operators, and Financial Controller users.

## Acronyms and Abbreviations

The acronyms and abbreviations are listed in this below table:

**Table 1 Acronyms and Abbreviations**

Abbreviations or Acronyms	Definition
DV	Derivatives
FX	Foreign Exchange
MM	Money Market
OT	Over the Counter Options
SE	Risk Free Rates
SR	Securities Repo

## Conventions

The following text conventions are used in this document:

**Table 2 Conventions and Meaning**

Convention	Meaning
<b>boldface</b>	Boldface type indicates graphical user interface elements associated with an action, or terms defined in text or the glossary.
<i>italic</i>	Italic type indicates book titles, emphasis, or placeholder variables for which you supply particular values.
monospace	Monospace type indicates commands within a paragraph, URLs, code in examples, text that appears on the screen, or text that you enter.

## List of Topics

This guide is organized as follows:

Topics	Description
<a href="#">Activation of Sample Reports</a>	Explains the sample reports activation procedure in detail.
<a href="#">Module-wise Sample Reports</a>	Explains the sample reports of each module available in Oracle Banking Treasury Management.

## Related Resources

For more information, see these Oracle Banking Treasury Management resources:

- *Common Core User Manual*
- *Money Market User Manual*
- *Foreign Exchange User Manual*
- *Options User Manual*
- *Derivatives User Manual*
- *Islamic Money Market User Manual*
- *Islamic Derivatives User Manual*
- *Tax User Manual*
- *Securities User Manual*
- *Brokerage User Manual*

## Symbols and Icons

**Table 3 Symbols**





Icons	Function
	Exit

Table 3 (Cont.) Symbols

Icons	Function
	Add row
	Delete row
	Option List

# 1

## Activation of Sample Reports

During the day, or at the end of the day, you may want to retrieve information on several operations that were performed during the day in your bank. You can retrieve this information in the form of sample reports in Oracle Banking Treasury Management.

A set of a sample reports is pre-defined for all the modules in Oracle Banking Treasury Management. This topic provides information on how to activate the sample reports.

- [Activation of Menu and Report Rules](#)  
This topic provides the systematic instructions to activate the sample.

### 1.1 Activation of Menu and Report Rules

This topic provides the systematic instructions to activate the sample.

To activate the sample reports, the following must be performed:

- Activate Menu
- Activate Reports Roles

#### Activation of Menu

You can activate the sample reports using menu in two ways:

1. Front End
2. Back end

#### Front End Activation using Menu


This topic provides the systematic instruction to activate the sample reports through Front End activation using menu.

To activate the sample reports using menu in Oracle Banking Treasury Management, perform the following:

1. On the Home page, enter **S MDFNDSC** in the text field, and click the next arrow.  
The **Function Description Maintenance** screen is displayed.

**Figure 1-1 Function Description Maintenance**

- In the **Function Description Maintenance** screen, ensure that **Available** field is enabled to activate by modifying the record.

 **Note:**  
We recommend that you modify and authorize the record.

### Back End Activation using Menu

Reports can also be activated from back end by updating the static data of SMTB\_MENU Available column to '1' for all the reports.

**Figure 1-2 Back End Activation**

```
SELECT * FROM SMTB_MENU WHERE FUNCTION_ID='STRCIF'
```

HO_FUNCTION	FUNCTION_ID	EXECUTABLE_NAME	EXECUTABLE_TYPE	AVAILABLE	AEOD_AWARE	LOG_EVENT	CUST_ACCESS	MENU
N	STRCIF	STRCIF	F	1	1	1	0	REPOF

### Activation of Report Roles

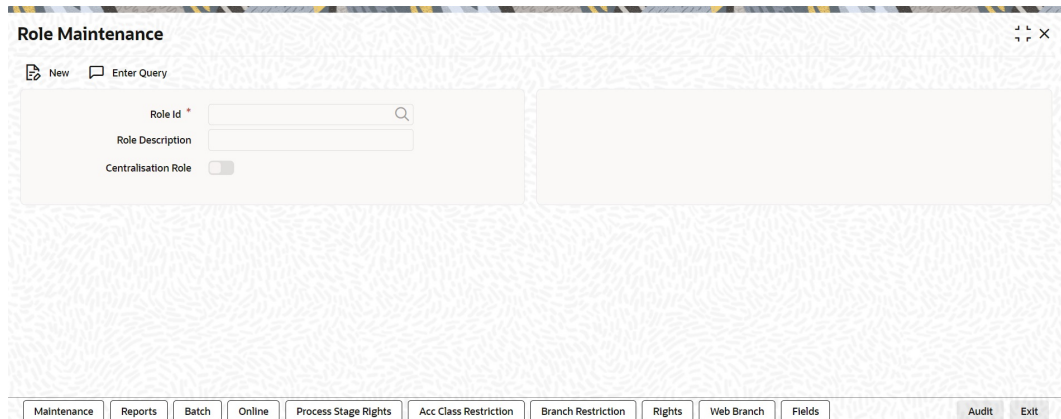
This topic provides the systematic instructions to activate the report roles.



All the report roles end with the word 'REPORTS' which are pre-shipped in 'closed' status. To activate the report roles, perform the following:

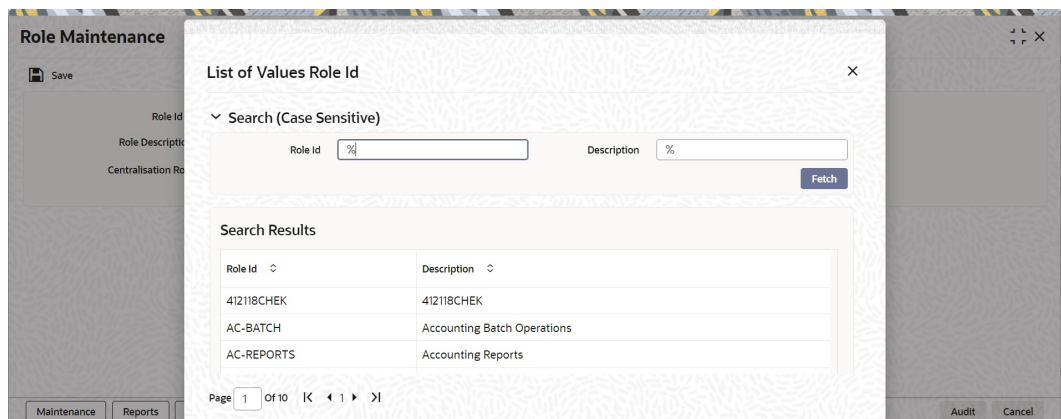
1. On the Home page, enter **SMDROLDF** in the text field, and click the next arrow. The **Role Maintenance** screen is displayed

**Figure 1-3 Role Maintenance**



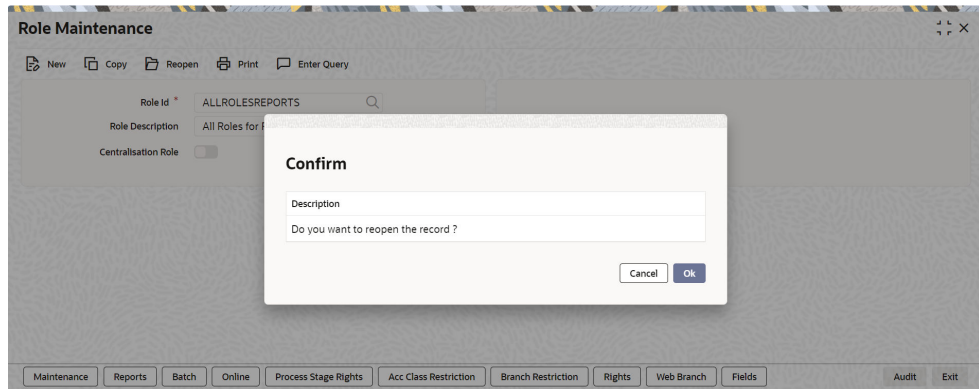
2. Click the Search icon to search for the report roles in the displayed list of values. The List of values Role Id page is displayed.

**Figure 1-4 List of Values Role Id**



3. Initially all the report roles are in 'closed' status, click Reopen to reopen the report roles. The system displays a confirmation message.

**Figure 1-5 Role Maintenance - Reopen Confirmation Message**



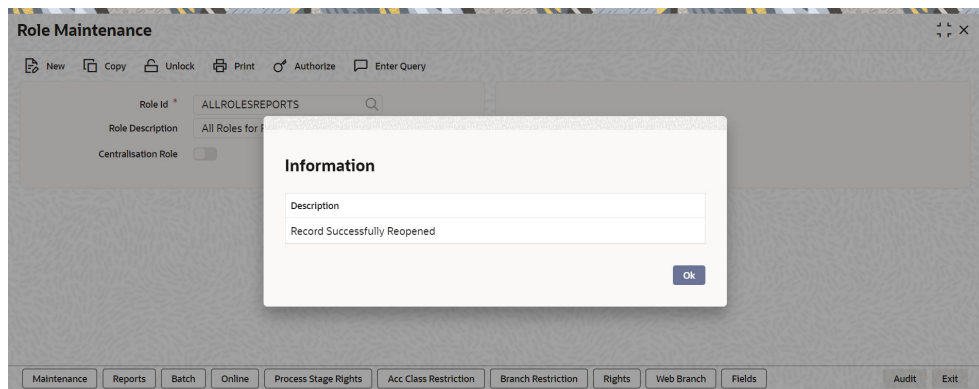
4. In the displayed **Confirmation Message** page, click **Ok** to reopen the Record.

 **Note:**

Click **Cancel** to cancel the record reopening operation.

The system displays an **Information Message**.

**Figure 1-6 Role Maintenance - Reopen Information Message**



5. In the displayed Information message page, click **Ok**. The record is reopened successfully.

# 2

## Module-wise Sample Reports

This topic explains the module wise sample reports that you can generate in each module of Oracle Banking Treasury Management.

Reports provide details of various events in the life of a specific contract, or across contracts at a particular point of time. For every module in Oracle Banking Treasury Management, you can generate the sample reports.

### Sample Reports in Common Core Module

**Table 2-1 Common Core Sample Reports**

S.No	Function Id	Report Name	Report Details
1.	SMRBASTA	Batch Performance Statistics	Maximum, minimum and average performance record of each batch operation across all the branches in Oracle Banking Treasury Management.
2.	SMRCONTL	Change Control Log	This report provides the change log details.
3.	SMREVNLO	Event Log	This report provides the event log details.
4.	SMRNWUSR	New User Created	The report provides the new user details.
5.	SMRROLPR	Role Profile	This report provides the details of the role profiles.
6.	SMRSUMRY	User Role Summary	This report provides the user role summary details.
7.	SSRCONTL	User Change Control Log	This report provides the user Change log details.
8.	SSRPINST	Security Maintenance Inactive User	This report provides the security maintenance inactive users details.
9.	SSRUSLOG	User Log details	This report provides the user log details
10.	SSRUSRDS	Disabled Users System Violation Log	This report provides the disabled user's system violation log details.
11.	SSRUSSTS	User Status Log	This report provides the user status log details.

## Sample Reports in Foreign Exchange Module

**Table 2-2 Foreign Exchange Sample Reports**

S.No	Function Id	Report Name	Report Details
1.	CYRFWRAT	Currency Forward Rates Report	This report gives details about forward rates for different currency pairs over a given period.
2.	FXRPCCYA	Foreign Exchange Currency Analysis Report	This report gives the net currency position due to contracts maturing within a specified period.
3.	FXRPCCYT	Foreign Exchange Tenor-wise Currency Position Report	This report gives the net currency position due to contracts tenor-wise (spot, one month, two months, etc.)
4.	FXRPCPCO	Foreign Exchange counterparty confirmation report - options	This report gives the details of unconfirmed contracts; i.e. the confirmation details are not entered through the Confirmation screen for the contracts.
5.	FXRPDLY	Foreign Exchange Daily Activity report - Option	This report gives details of the activities performed on contracts in the FX module during the day. If the report is generated as a part of End of Day process all the activities during the day is reported.
6.	FXRPOVD	Foreign Exchange contract Overrides Report	This report gives details of all contracts on which overrides were displayed during contract processing.
7.	FXRPBRDT	Foreign Exchange Brokerage Details Report - Options	The processed brokerage details report gives details of brokerage that are processed against the contracts.
8.	FXRPEXP	Foreign Exchange Exception Report - Options	Every beginning and End of Day, certain automated processes are performed to liquidate contracts, perform rollovers, etc. If an automated activity was not performed, it is reported in the Exception Report along with the reason for which the activity was not performed.

**Table 2-2 (Cont.) Foreign Exchange Sample Reports**

S.No	Function Id	Report Name	Report Details
9.	FXRDIRAT	Foreign Exchange discounting Rate Report	This report provides information on the currency used, period code and discount date.
10.	FXRNETMA	Foreign Netting Agreement Report	This report provides information on the Netted Foreign Exchange contracts.
11.	FXRPBRCO	Foreign Exchange Brokerage Confirmation Journal - Options	This reports provides information on the amount, deal currency and the broker code of contracts.
12.	FXRPCNMD	Foreign Exchange Instruments Falling due for Redemption	This report provides information on maturity date, sold currency, bought currency, sold amount and bought amount of contracts.
13.	FXRPPREX	Foreign Exchange Process Exception Report	This Process exception report provides information on process exception.

**Sample Reports in Money Market Module****Table 2-3 Money Market Sample Reports**

S.No	Function Id	Report Name	Report Details
1.	MMRPBRDT	Money Market Brokerage Details Report	This report provides information such as maturity date, brokerage amount and deal status about money market deals. Set preferences as to the generation of the report using Money Market Brokerage Details Report Options screen.
2.	MMRPBRCF	Money Market Broker Confirmation Pending Report	The Broker confirmation pending report provides details of deals that are pending for broker confirmation.
3.	MMRPCPCN	Money Market Counterparty Confirmation Pending Report	The Counterparty confirmation pending report provides details of deals that are pending for counterparty confirmation.

**Table 2-3 (Cont.) Money Market Sample Reports**

S.No	Function Id	Report Name	Report Details
4.	MMRPOSCH	Overdue Schedules Report	The Customer-wise Details report provides details of all contracts where the counter-party involved is a specific customer of your bank.
5.	MMRPMATR	Maturity Report	This report provides information on Money Market contract details by allowing user to query using fields such as Product type, maturity type, Liquidation mode and value date

**Sample Reports in Derivatives Module****Table 2-4 Derivative Sample Reports**

S.No	Function Id	Report Name	Report Details
1.	DVRPACCR	Interest Accrual Report	This report provides the contract details where interest has been accrued.
2.	DVRPACT	Back Dated Details Report	The Back Dated Deals report gives details that are inserted into the system with the value date earlier than that of Booking Date
3.	DVRPACT	Contract Activity Report	This report gives details of the activities performed on contracts in the DV module during the day.
4.	DVRPCSDT	Customer-Wise Contract Details Report	The Customer-wise Details report provides details of all contracts where the counter-party involved is a specific customer of your bank.
5.	DVRPCSSM	Customer Wise Summary Report	The Customer-wise summary report summarizes the details of all contracts where the counter-party involved in the contract is the specified customer. After indicating the name of the customer, the report contains the details of contracts where the specified customer is the counter-party involved.

**Table 2-4 (Cont.) Derivative Sample Reports**

S.No	Function Id	Report Name	Report Details
6.	DVRPEXCP	Process Exception Report	This report provides information on exceptions during processing of contracts.
7.	DVRPRVAL	Revaluation Log Report	The revaluation log report provides the details of the option contracts that are revalued periodically.
8.	DVRPSTLD	Settled Deals Report	The Settled Deals report options screen provides a detailed report on all contracts which were settled as well as on those contracts which were terminated.

**Sample Reports in Options Module****Table 2-5 Options Sample Reports**

S.No	Function Id	Report Name	Report Details
1.	OTRPRFIX	Options Rate Fixing Report	The Rate Fixing Report provides the rate fixing details of interest rate options.
2.	OTRPRVAL	Options Revaluation Report	The Options Revaluation Report provides the details of the option contracts that are revalued periodically.

**Sample Reports in Securities Module****Table 2-6 Securities Sample Reports**

S.No	Function Id	Report Name	Report Details
1.	SERCPDUE	Corporate Action Tracking Coupon EXDATE	The report displays all the corporate action records of the securities for the specified dates.
2.	SERCPFLP	Coupon Flipping	The Coupon Flipping report gives the details of the previous coupon and the next coupon for a particular security.
3.	SERACTVT	Security Activities	This report gives details of the activities performed on contracts in the Securities module during the day

**Table 2-6 (Cont.) Securities Sample Reports**

S.No	Function Id	Report Name	Report Details
4.	SERBKDDL	Backdated Deals Report	The Back Dated Deals report gives details that are inserted into the system with the value date earlier than that of Booking Date.
5.	SERCUCDL	Confirmed/Unconfirmed Report	This report gives the details of confirmed / unconfirmed contracts.
6.	SERMATRP	Securities Maturity Report	This report provides information on Securities contract details by allowing user to query using fields such as Product type, maturity type, Liquidation mode and value date.
7.	SEROVDRP	Securities Contracts Overrides Report	This report gives details of all contracts on which overrides were displayed during contract processing.

**Sample Reports in Brokerage Module****Table 2-7 Brokerage Sample Reports**

S.No	Function Id	Report Name	Report Details
1.	BRRASSOC	Brokerage Association Report	This report gives details of all associated brokers. It is printed daily as part of the batch process. You can configure this report to display details of brokerage contract.

**Sample Reports in Tax Module****Table 2-8 Tax Sample Reports**

S.No	Function Id	Report Name	Report Details
1.	TARAYABL	Tax Payable Report	The Tax Payable Report gives details of all taxes that are to be paid over a period in time.



## Sample Reports in Islamic Money Market Module

**Table 2-9 Money Market Sample Reports**

S.No	Function Id	Report Name	Report Details
1.	MCRPACCR	Accrual Control Report	This report provides a summary of the accrual control as of a selected accrual processing date.
2.	MCRPBRCF	Broker Confirmation Pending Report	The Broker confirmation pending report provides details of deals that are pending for broker confirmation.
3.	MCRPBRDT	Islamic Money Market Brokerage Details Report	This report provides the brokerage details.
4.	MCRPCALC	Islamic Money Market Profit Calculation Report	This report provides the profit details for one or more contracts for a selected date range
5.	MCRPCPCN	Islamic Money Market Counterparty Confirmation Pending Journal report	This report provides details on confirmation pending journals.
6.	MCRPEVNT	Contract Event Details Report	This report provides the event details contracts associated with a specific product or all products.
7.	MCRPFRWD	Islamic Money Market Forward Contracts Report	This report provides the details of Islamic money market forward contracts.
8.	MCRPFWCH	Islamic Money Market Forward Changes Report	This re.port provides the details of Islamic money market forward changes.
9.	MCRPMATR	Maturity Report	This report provides the maturity details of Islamic money market contracts.
10.	MCRPOSCH	Overdue Schedule Report	This report provides the schedule overdue details of Islamic money market contracts.
11.	MCRPRETR	Contract Retrieval Report	This report provides the retrieval details of Islamic money market contracts.
12.	MCRPREVN	Rate Revision Report	This report provides the retrieval details of Islamic money market contracts.

## Sample Reports in Islamic Derivative Module

**Table 2-10 Derivative Sample Reports**

S.No	Function Id	Report Name	Report Details
1.	IDRPACCR	Profit Accrual Report	This report provides the contract details where profit has been accrued.
2.	IDRPBKDT	Back Dated Details Report	The Back Dated Deals report gives details that are inserted into the system with the value date earlier than that of Booking Date
3.	IDRPCACT	Contract Activity Report	This report gives details of the activities performed on contracts in the Islamic Derivatives module during the day.
4.	IDRPCSDT	Customer-Wise Details	This Customer-wise Details report provides details of all contracts where the counter-party involved is a specific customer of your bank.
5.	IDRPCSSM	Customer Wise Summary Report	The Customer-wise summary report summarizes the details of all contracts where the counter-party involved in the contract is the specified customer. After indicating the name of the customer, the report contains the details of contracts where the specified customer is the counter-party involved.
6.	IDRPEXCP	Process Exception Report	This report provides information on exceptions during processing of contracts.
7.	IDRPRVAL	Revaluation Log Report	The revaluation log report provides the details of the option contracts that are revalued periodically.
8.	IDRPSTLD	Settled Deals Report	The Settled Deals report options screen provides a detailed report on all contracts which were settled as well as on those contracts which were terminated.

# Index

## S

---

S MDFNDSC- Function Description Maintenance,  
[1-1](#)

S MDROLDF- Role Maintenance, [1-3](#)