

Oracle® Banking Treasury Management Relationship Pricing User Guide



Release 14.7.3.0.0

F93914-01

February 2024

The Oracle logo, consisting of a solid red square with the word "ORACLE" in white, uppercase, sans-serif font centered within it.

ORACLE®

F93914-01

Copyright © 2022, 2024, Oracle and/or its affiliates.

This software and related documentation are provided under a license agreement containing restrictions on use and disclosure and are protected by intellectual property laws. Except as expressly permitted in your license agreement or allowed by law, you may not use, copy, reproduce, translate, broadcast, modify, license, transmit, distribute, exhibit, perform, publish, or display any part, in any form, or by any means. Reverse engineering, disassembly, or decompilation of this software, unless required by law for interoperability, is prohibited.

The information contained herein is subject to change without notice and is not warranted to be error-free. If you find any errors, please report them to us in writing.

If this is software, software documentation, data (as defined in the Federal Acquisition Regulation), or related documentation that is delivered to the U.S. Government or anyone licensing it on behalf of the U.S. Government, then the following notice is applicable:

U.S. GOVERNMENT END USERS: Oracle programs (including any operating system, integrated software, any programs embedded, installed, or activated on delivered hardware, and modifications of such programs) and Oracle computer documentation or other Oracle data delivered to or accessed by U.S. Government end users are "commercial computer software," "commercial computer software documentation," or "limited rights data" pursuant to the applicable Federal Acquisition Regulation and agency-specific supplemental regulations. As such, the use, reproduction, duplication, release, display, disclosure, modification, preparation of derivative works, and/or adaptation of i) Oracle programs (including any operating system, integrated software, any programs embedded, installed, or activated on delivered hardware, and modifications of such programs), ii) Oracle computer documentation and/or iii) other Oracle data, is subject to the rights and limitations specified in the license contained in the applicable contract. The terms governing the U.S. Government's use of Oracle cloud services are defined by the applicable contract for such services. No other rights are granted to the U.S. Government.

This software or hardware is developed for general use in a variety of information management applications. It is not developed or intended for use in any inherently dangerous applications, including applications that may create a risk of personal injury. If you use this software or hardware in dangerous applications, then you shall be responsible to take all appropriate fail-safe, backup, redundancy, and other measures to ensure its safe use. Oracle Corporation and its affiliates disclaim any liability for any damages caused by use of this software or hardware in dangerous applications.

Oracle®, Java, MySQL, and NetSuite are registered trademarks of Oracle and/or its affiliates. Other names may be trademarks of their respective owners.

Intel and Intel Inside are trademarks or registered trademarks of Intel Corporation. All SPARC trademarks are used under license and are trademarks or registered trademarks of SPARC International, Inc. AMD, Epyc, and the AMD logo are trademarks or registered trademarks of Advanced Micro Devices. UNIX is a registered trademark of The Open Group.

This software or hardware and documentation may provide access to or information about content, products, and services from third parties. Oracle Corporation and its affiliates are not responsible for and expressly disclaim all warranties of any kind with respect to third-party content, products, and services unless otherwise set forth in an applicable agreement between you and Oracle. Oracle Corporation and its affiliates will not be responsible for any loss, costs, or damages incurred due to your access to or use of third-party content, products, or services, except as set forth in an applicable agreement between you and Oracle.

For information about Oracle's commitment to accessibility, visit the Oracle Accessibility Program website at <http://www.oracle.com/pls/topic/lookup?ctx=acc&id=docacc>.

Contents

Preface

Audience	v
Acronyms and Abbreviations	v
Conventions	vi
List of Topics	vi
Related Resources	vii
Symbols and Icons	vii

1 OBTR - FCUBS Integration for Relationship Pricing

1.1	Integration Scope in Oracle Banking Treasury Management	1-1
1.2	Prerequisites in Oracle Banking Treasury Management	1-1
1.2.1	Maintenance of Pricing Parameters	1-2
1.2.2	Maintenance of Interface Parameters	1-2
1.2.3	Maintenance of External Data Elements	1-3
1.2.4	Maintenance of Pricing Components	1-4
1.2.5	Maintenance of Treasury Customer Details	1-6
1.3	Prerequisites in Oracle FLEXCUBE Universal Banking	1-7
1.4	Integration Architecture	1-7
1.5	Integration Process	1-7
1.6	Integration of Pricing Components	1-8

2 Relationship Pricing in Options

2.1	Relationship Pricing for Charges	2-1
-----	----------------------------------	-----

3 Relationship Pricing in Money Market

3.1	Relationship Pricing for Interest	3-1
3.2	Relationship Pricing for Charges	3-3
3.3	Relationship Pricing for Exchange Rate	3-4

4	Relationship Pricing in Foreign Exchange	
4.1	Relationship Pricing for Charges	4-1
5	Relationship Pricing in Derivatives	
5.1	Relationship Pricing for Interest	5-1
5.2	Relationship Pricing for Charges	5-3
6	Relationship Pricing in Security Repo	
6.1	Relationship Pricing for Interest	6-1
6.2	Relationship Pricing for Charges	6-3
A	EDE SQL Expression	
	Index	

Preface

This manual is designed to help acquaint the user with the Relationship Pricing of Oracle Banking Treasury Management.

This preface has the following topics:

- [Audience](#)
- [Acronyms and Abbreviations](#)
- [Conventions](#)
- [List of Topics](#)
- [Related Resources](#)
- [Symbols and Icons](#)

Audience

This manual is for the following User/User Roles:

Table 1 User and User Roles

Role	Function
Back office data entry Clerks	Input functions for maintenance related to the interface
Back office Managers/Officers	Authorization functions/queries
Product Managers	Product definition and authorization
End of day operators	Processing during end of day
Financial Controller/Product Managers	Generation of queries/reports

Acronyms and Abbreviations

The acronyms and abbreviations are listed in this below table:

Table 2 Abbreviations and Acronyms

Abbreviations or Acronyms	Definition
ASYNCR	Asynchronous
FCUBS	Oracle FLEXCUBE Universal Banking
CCS	Cross Currency Swap
DV	Derivatives

Table 2 (Cont.) Abbreviations and Acronyms

Abbreviations or Acronyms	Definition
EDE	External Data element
FRA	Forward Rate Agreement
FX	Foreign Exchange
IRS	Interest Rate Swap
LCY	Local Currency
MM	Money Market
OBTR	Oracle Banking Treasury Management
OT	Over the Counter Options
RP	Relationship Pricing
SYNC	Synchronous
SQL	Structured Query Language
XSL	Extensible Style sheet Language

Conventions

The following text conventions are used in this document:

Convention	Meaning
boldface	Boldface type indicates graphical user interface elements associated with an action, or terms defined in text or the glossary.
<i>italic</i>	Italic type indicates book titles, emphasis, or placeholder variables for which you supply particular values.
monospace	Monospace type indicates commands within a paragraph, URLs, code in examples, text that appears on the screen, or text that you enter.

List of Topics

This guide is organized as follows:

Table 3 List of Topics

Topics	Description
OBTR - FCUBS Integration for Relationship Pricing	Explains the integration between OBTR and FCUBS for Relationship Pricing.
Relationship Pricing in Money Market	Explains the Relationship Processing in Money Market (MM).
Relationship Pricing in Foreign Exchange	Explains the Relationship Processing in Foreign Exchange.
Relationship Pricing in Derivatives	Explains the Relationship Processing in Derivatives.

Table 3 (Cont.) List of Topics

Topics	Description
Relationship Pricing in Over the Counter	Explains the Relationship Processing in Over the Counter Options.
Relationship Pricing in Security Repo	Explains the Relationship Processing in Security Repo.
Annexure	Annexure A - EDE SQL Expression to derive EDE value.





Related Resources

For more information, see these Oracle resources:

- Oracle Banking Treasury Management Installation Manuals
- Common Core - Core Entities and Services User Guide

Symbols and Icons

Table 4 Symbols

Icons	Function
	Exit
	Add row
	Delete row
	Option List

1

OBTR - FCUBS Integration for Relationship Pricing

The integration between Oracle Banking Treasury Management (OBTR) and Oracle FLEXCUBE Universal Banking (FCUBS) offers a Relationship Pricing (RP) rate for Charges, Interest, and Exchange Rate from FCUBS to OBTR.

This topic contains the following sub- topics:

- [Integration Scope in Oracle Banking Treasury Management](#)
This topic explains the data required in OBTR and FCUBS for RP integration.
- [Prerequisites in Oracle Banking Treasury Management](#)
This topic describes the maintenance of pricing parameters, interface parameters, external data elements, pricing components, and treasury customer details.
- [Prerequisites in Oracle FLEXCUBE Universal Banking](#)
This topic describes the prerequisites in Oracle FLEXCUBE Universal Banking.
- [Integration Architecture](#)
This topic describes the integration architecture.
- [Integration Process](#)
This topic explains the OBTR integration with FCUBS to get relationship pricing.
- [Integration of Pricing Components](#)
This topic explains the OBTR and FCUBS integration for Charges, Interest and Exchange Rate.

1.1 Integration Scope in Oracle Banking Treasury Management

This topic explains the data required in OBTR and FCUBS for RP integration.

For RP integration, the following data are provided to FCUBS from OBTR:

- Price Components for which special rate or amount is to be received.
- External data elements mapped to the pricing components.

During the integration process, OBTR passes data to FCUBS such as EDE codes, External Price components, Customer number, and Product code.

Integration Scope in Oracle FLEXCUBE Universal Banking

For details on the integration scope in FCUBS, Refer to Oracle FLEXCUBE Relationship Pricing User Guide.

1.2 Prerequisites in Oracle Banking Treasury Management

This topic describes the maintenance of pricing parameters, interface parameters, external data elements, pricing components, and treasury customer details.

The various maintenance required to provide Relationship Pricing to customers are explained in subsequent topics:

- [Maintenance of Pricing Parameters](#)
This topic provides the details on pricing parameters for maintenance.
- [Maintenance of Interface Parameters](#)
This topic describes the systematic instruction about the maintenance of Interface Parameters.
- [Maintenance of External Data Elements](#)
This topic describes the systematic instruction about the maintenance of External Data Elements.
- [Maintenance of Pricing Components](#)
This topic describes the systematic instruction about the maintenance of Pricing components.
- [Maintenance of Treasury Customer Details](#)
This topic describes the systematic instruction about the maintenance of Treasury customer details. Treasury Customer Additional Details Maintenance screen is enhanced to capture Relationship Pricing flag.

1.2.1 Maintenance of Pricing Parameters

This topic provides the details on pricing parameters for maintenance.

Ensure to enable Pricing Integration Parameter in OBTR to integrate with External Pricing system.

Table 1-1 Integration Parameter

Table Name	Parameter Name	Parameter Value
CSTB_PARAM	PRICING_INTEGRATION	Y

1.2.2 Maintenance of Interface Parameters

This topic describes the systematic instruction about the maintenance of Interface Parameters.



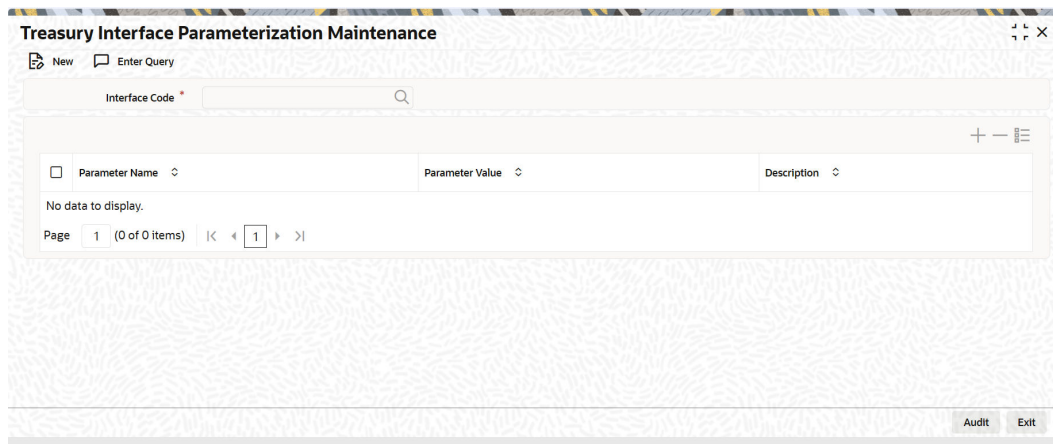
Note:

All fields marked with a red asterisk (*) are mandatory.

1. On the Home page, enter **IFDTRPRM** in the text box, and then click the next arrow.

The **Treasury Interface Parametrization Maintenance** screen is displayed.

Figure 1-1 Treasury Interface Parametrization Maintenance



2. On the **Treasury Interface Parameterization Maintenance** screen, specify the fields. For more information on the fields, refer to the below table.

Table 1-2 Treasury Interface Parameterization Maintenance- Field Description

Field	Description
Interface Code	Specify the Interface Code for integrating with the RP system.
Parameter Name	Specify the parameters involved in integration with the RP system.
Parameter Value	Specify the Values of the Parameter.
Description	Specify the Description of the parameter.

1.2.3 Maintenance of External Data Elements

This topic describes the systematic instruction about the maintenance of External Data Elements.



Note:

All the fields with an asterisk (*) are mandatory.

1. On the Home page, enter **TRDEDEMT** in the text box, and then click the next arrow. The **Treasury External Data Element Maintenance** screen is displayed.

Figure 1-2 Treasury External Data Element Maintenance

2. On the **Treasury External Data Element Maintenance** screen, specify the fields. For more information on the fields, refer to the below table.

Table 1-3 Treasury External Data Element- Field Description

Field	Description
Module	Specify the Module ID. Indicates the OBTR module.
EDE Code	Specify the EDE Code. Indicates the external product processor data element code.
EDE Description	The system displays the description of the external product processor data element.
EDE Data Type	The system displays the EDE Data Type based on the selected EDE Code. The available EDE Data Types are: <ul style="list-style-type: none"> • Numeric • String • Date
EDE SQL Expression	Specify the SQL expression. The EDE value is derived using a SQL query on Oracle FLEXCUBE database, which returns a single value. For more information on the SQL expression, refer to .

1.2.4 Maintenance of Pricing Components

This topic describes the systematic instruction about the maintenance of Pricing components.



Note:

All fields marked with a red asterisk (*) are mandatory.

1. On the Home page, enter **TRDXTCO** in the text box, and then click the next arrow.
The **Treasury External Pricing Component Maintenance** screen is displayed.

Figure 1-3 Treasury External Pricing Component Maintenance

2. On the **Treasury External Pricing Component Maintenance** screen, specify the fields. For more information on the fields, refer to the below table.

The scheduler job TREXT_ASYNCCALL picks up this data from **TRDEXTCO** screen and invokes create price component operation of FCUBS.

Table 1-4 Treasury External Pricing Component Maintenance- Field Description

Field	Description
Module	Specify the Module ID. Indicates the OBTR module.
Product	Specify the Product Code. Indicates the external product processor data element code.
Price Code	Specify the Price Code. Indicates the external product processors price component code.
Price Component Description	The system indicates the Pricing Component description of the selected component.
Price Component Types	The system displays the Pricing Component Types based on the selected Price Code. The available Price component Types are: <ul style="list-style-type: none"> • Charges • Interest • Exchange Rate
EDE Code	Specify the EDE Code. Indicates the external product processor data element code.

1.2.5 Maintenance of Treasury Customer Details

This topic describes the systematic instruction about the maintenance of Treasury customer details. Treasury Customer Additional Details Maintenance screen is enhanced to capture Relationship Pricing flag.



Note:

All fields marked with a red asterisk (*) are mandatory.

1. On the Home page, enter **STDTRCIF** in the text box, and then click the next arrow. **Treasury Customer Additional Details Maintenance** screen is displayed.

Figure 1-4 Treasury Customer Additional Details Maintenance

2. On the **Treasury Customer Additional Details Maintenance** screen, specify the fields.

For more information on the fields, refer to the below table.

Table 1-5 Treasury Customer Additional Details Maintenance- Field Description

Field	Description
Relationship Pricing	Select the Relationship Pricing check box to enable Relationship Pricing for the deal. <div style="border: 1px solid #0070C0; padding: 5px; margin: 10px 0;"> <p> Note: The Relationship Pricing check box is unchecked by default, during the deal booking</p> </div> <p>Existing users can enable or disable the RP flag during amendment.</p>

1.3 Prerequisites in Oracle FLEXCUBE Universal Banking

This topic describes the prerequisites in Oracle FLEXCUBE Universal Banking.

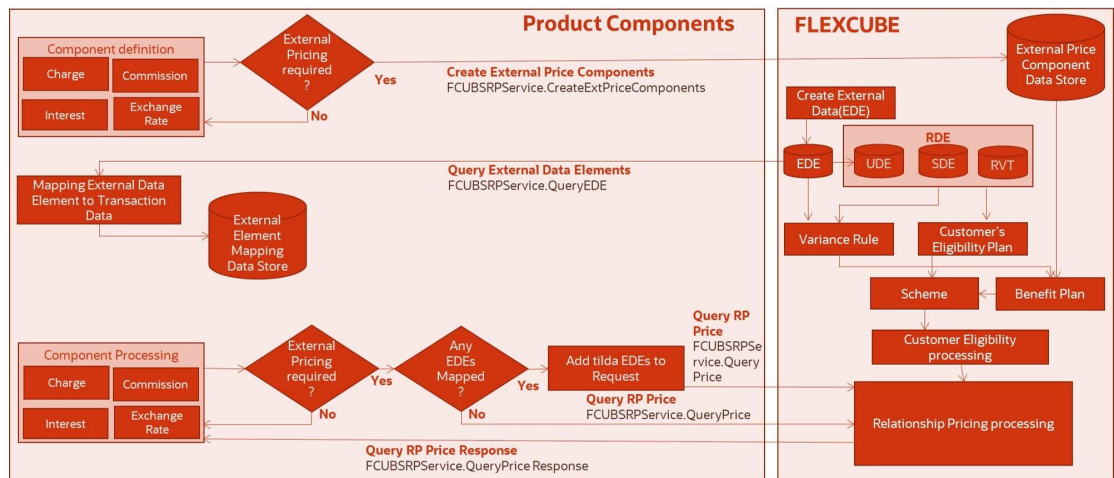
Refer to Oracle FLEXCUBE Common Core - Gateway User Guide and Oracle FLEXCUBE Relationship Pricing User Guide for details on prerequisites in FCUBS.

1.4 Integration Architecture

This topic describes the integration architecture.

The high level integration diagram of OBTR components for RP provides information on the integration architecture followed in OBTR- FCUBS RP integration.

Figure 1-5 High Level Integration Diagram of OBTR Components for RP



1.5 Integration Process

This topic explains the OBTR integration with FCUBS to get relationship pricing.

OBTR integrates with FCUBS to get relationship pricing for pricing components namely Charges, Interest, and Exchange Rate.

Table 1-6 Pricing Components

Pricing Component Type	Rate Type
Charges	Rate and Amount
Interest	Rate
Exchange Rate	Rate

- The system verifies if the customer is RP enabled, and components of the transaction are defined as pricing components in Treasury External Pricing Component Maintenance screen. The synchronous call is made to OBTR Adapter on subsystem pickup and save.
- OBTR Adapter builds pricing requests and invokes FCUBS Web service. The OBTR adapter consumes the FCUBS WS response and extracts the RP rate or amount from the response.
- RP Rate or Amount is displayed in related subsystems as Charges, Interest, and Exchange Rate. Users can modify the rates or amount, and the modified pricing is considered for processing on saving the modification.
- Components which are not applicable for external pricing are processed with the rate or amount defined in OBTR.

Integration Log

You can have integration logs generated that captures the OBTR Adapter flow during RP integration. The log path can be configured in the IFDTRPRM screen.

Error in the integration process is also captured and stored in integration log table IFTB_TR_EXT_PRICING_LOG.

1.6 Integration of Pricing Components

This topic explains the OBTR and FCUBS integration for Charges, Interest and Exchange Rate.

Integration between OBTR and FCUBS allows you to transfer rate or amount for Charges, Interest, and Exchange Rate.

OBTR - FCUBS Integration for Charges

Below are the types of rate and amount that can be sent by FCUBS.

Table 1-7 Rate Types

Type	Process
Fixed Rate	RP rate is considered to compute the fixed rate.
Fixed Amount	RP amount is considered as charge amount.
Variance	RP amount is added to internal charge amount derived.

Table 1-7 (Cont.) Rate Types

Type	Process
Waive	Waive the charge.

OBTR - FCUBS Integration for Interest

Below are the types of rate and amount that can be sent by FCUBS:

Table 1-8 Rate Types

Type	Process
Fixed Rate	RP rate is considered to compute the interest rate.
Variance	RP amount is added to internal interest rate.

2

Relationship Pricing in Options

Relationship Pricing (RP) in Options (OT) is applicable for Charges.

This section contains following sub-topics:

- [Relationship Pricing for Charges](#)
This topic describes the systematic instruction for relationship pricing for Charges.

2.1 Relationship Pricing for Charges

This topic describes the systematic instruction for relationship pricing for Charges.

The interest call-form in Options Contract Input screen is enhanced to display the external pricing component and the system pick up the amount from FCUBS for RP.

1. On the Home page, enter **OTDTRONL-** in the text box, and then click the next arrow.
The **Options Contract Input** screen is displayed.

Figure 2-1 Options Contract Input

The screenshot displays the 'Options Contract Input' screen with the following sections and fields:

- Top Bar:** 'Options Contract Input' title, 'New' button, 'Enter Query' text box, and window controls.
- Product Section:** Product, Product Description, Product Type Description, Product Type (with a 'P' dropdown).
- External Reference Section:** External Reference, Contract Reference *, User Reference, Source (with 'FLEXCUBE' dropdown), Reversed Reference, and Reject Reason.
- Navigation:** 'Previous' and 'Next' buttons with 'of' in between.
- Main Section:** Counterparty *, Trade Date *, Booking Date, Value Date *, Maturity Date *, Settlement Account Branch, and Settlement Account.
- Currency Options Section:** Currency *, Counter Currency, Strike Price, Contract Amount *, Broker, and Tenor *.
- Interest Rate Options Section:** Inception Fair Value *, Inception Time Value, and Inception Intrinsic Value.
- Contract Details Section:** Contract Type (radio buttons for Hedge, Trade, Buy or Sell), Buy or Sell (radio buttons for Buy, Sell), Expiration Style, and Earliest Exercise Date.
- Premium Details Section:** Premium Currency *, Option Premium, Premium Percent, and Premium Pay Date *.
- Notional & Risk Weighted Limits Section:** Notional Limit Tracking (checkbox), Notional Line Code, Liability No, Risk Weighted Limits Tracking (checkbox), Risk Weighted Line Code, Liability No, Risk Percent, and Risk Weighted Amount.
- Limits Section:** Limits Tracking Required (checkbox), Fair Value Limits Tracking (checkbox), Governed By Master Agreement (checkbox), Master Agreement Code, Line Code, Liability No, Current Value, Interest Exposure, and Foreign Exchange Exposure.
- Maturity Holiday Details Section:** Move Across Months (checkbox) and Remarks.
- Bottom Bar:** A series of tabs: Events, Bermudan Schedule, Interest Schedule, Brokerage, Settlement, Advices, Charge, Tax, MIS, Fields, Holiday Preference: >, Audit, and Exit.

- On the **Options Contract Input** screen, click the **Charges** tab to display the external pricing component details.
The **Charge Details** screen is displayed.

Figure 2-2 Charge Details

The screenshot shows the 'Charge Details' window with a 'Contract Reference' field at the top. Below it are three sections, each with a table and a 'No data to display' message:

- Charge Association:** Table with columns: Creation ESN, Component, Rule, Description, Consider as Discount, Waived, Acci.
- Charge Application:** Table with columns: Creation ESN, Component, Tag Currency, Tag Amount, Charge Currency, Charge Amount, Consider as Discount, Waived, Liqui.
- Charge Liquidation:** Table with columns: Event Sequence Number, Component, Charge Currency, Charge Amount, Liquidated.

Each table has a 'Page 1 (0 of 0 items)' indicator and navigation arrows. At the bottom right, there are 'Exit' and 'Save' buttons.

- If the user enables External Pricing for Charge component, the system picks up the rate or amount based on the benefit plan and the schemes.
- The special pricing for the RP customer is valid based on the validity maintained at Relationship Pricing Scheme Maintenance.
- When the RP flag at the customer level is modified, only the new contracts can be priced based on the flag.

3

Relationship Pricing in Money Market

Relationship Pricing (RP) in Money Market (MM) is applicable for Interest, Charges, and Exchange rate.

This section contains following sub-topics:

- [Relationship Pricing for Interest](#)
This topic describes the systematic instruction on relationship pricing for Interest.
- [Relationship Pricing for Charges](#)
This topic describes the systematic instruction on relationship pricing for Charges.
- [Relationship Pricing for Exchange Rate](#)
This topic describes the process of relationship pricing for Exchange Rate.

3.1 Relationship Pricing for Interest

This topic describes the systematic instruction on relationship pricing for Interest.

The interest call-form in Money Market Contract Input screen is enhanced to display the external pricing component and the system pick up the rate from FCUBS for RP.

1. On the Home page, enter **MMDTRONL** in the text box, and then click the next arrow.
Money Market Contract Input screen is displayed.

Figure 3-1 Money Market Contract Input

The screenshot displays the 'Money Market Contract Input' interface. At the top, there are 'New' and 'Enter Query' buttons. The main area is divided into several sections:

- Contract:** Fields for Product Code, Product Description, Source, Dealer, Broker, and Deal Input Time.
- Schedules:** Fields for Customer Number, Customer Name, Currency, Amount, Local Currency Equivalent, Line, and Liability No.
- Rollover:** Fields for Interest Period Basis, Payment Method, Schedule Type, Tax Scheme, Contract Derived Status, and Remarks.
- Preferences:** Fields for Version Number, Contract Reference Number, User Reference Number, External Reference Number, Reversal Reference Number, Outstanding Amount, Reject Reason, Settlement Status, and Confirmation Status (set to Unconfirmed).
- Settlement Details:** Fields for Debit Branch, Debit Account, Debit Account Description, Credit Branch, Credit Account, Credit Account Description, Liquidation (Auto/Manual), Verify funds before auto liquidation, and Rollover Allowed.
- Dates and Maturity:** Fields for Trade Date, Original Start Date, Booking Date, Value Date, User Maturity Date, Maturity Date, Notice Days, Intra Day, Tenor, and Maturity Type (Fixed/Notice/Call).
- Reporting Details:** Fields for Reporting Currency, Reporting Amount, and Outstanding Balance.
- Settlement Instruction Pickup:** Fields for Settlement Sequence Number and Settlement Instruction Description.
- Interest Rates/Amounts:** Fields for Rate Type (Floating), Rate Code, Rate, Minimum Rate, Maximum Rate, and Interest Amount.
- Interest Margin/Spread:** Fields for Spread, Minimum Spread, Maximum Spread, Customer Margin, and Effective Rate.

At the bottom, there is a navigation bar with tabs: Events, Brokerage, Effective Interest Rate, Change Log, Revision Details, Settlement, Split, Messages, Interest, Charges, Tax, Audit, and Exit.

- On the **Money Market Contract Input** screen, click the **Interest** tab to display the external pricing component details.

The **ICCF** screen is displayed.

Figure 3-2 ICCF

- If the user enables External Pricing for the interest component, the system picks up the rate or variance based on the benefit plans and the schemes.
- The system allows the user to modify the RP defaulted interest rate through VAMI.
- On performing a Rollover, the system must default the RP interest rate, charges, exchange rate for the rolled over amount of child contract.
- When an RP interest rate has defaulted at the deal and the user tries to modify the interest rate at VAMI, the system must allow the user to modify it with an override message “Interest Rate is changed for contract having Relationship Pricing customer”.

3.2 Relationship Pricing for Charges

This topic describes the systematic instruction on relationship pricing for Charges.

The charge call-form in Money Market Contract Input screen is enhanced to display the external pricing component and the amount picked up from FCUBS for RP.

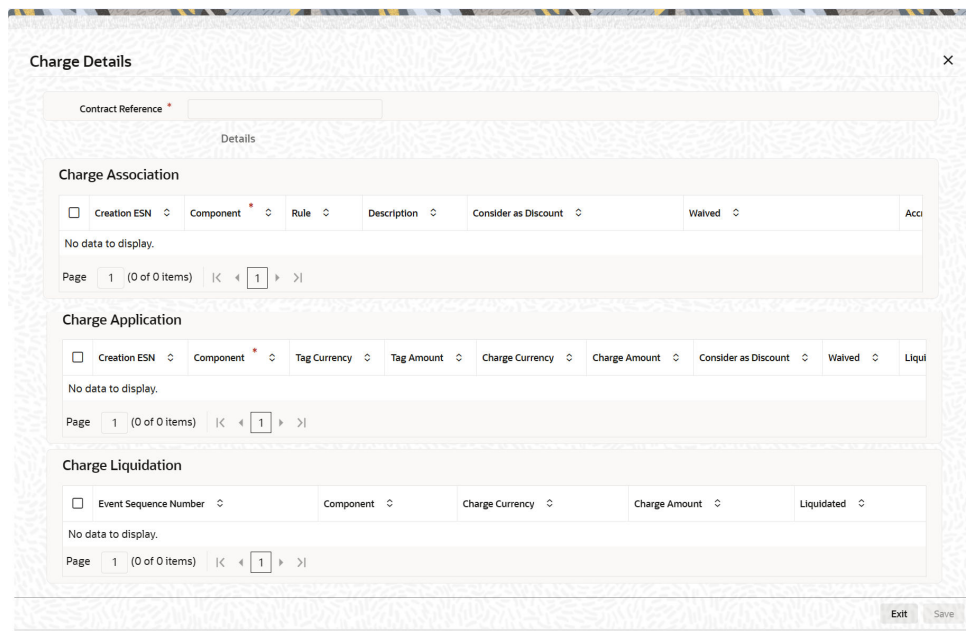
 **Note:**

All fields with an asterisk (*) symbol are mandatory.

- On the **Money Market Contract Input** screen, click the **Charges** tab to view the External Pricing component details and the system picks up the rate from FCUBS for RP.

The system displays the **Charge Details** screen.

Figure 3-3 Charge Details



The screenshot shows the 'Charge Details' window with a close button (X) in the top right corner. At the top, there is a 'Contract Reference' field with an asterisk indicating it is mandatory. Below this is a 'Details' section containing three tables:

- Charge Association:** A table with columns: Creation ESN, Component (with an asterisk), Rule, Description, Consider as Discount, Waived, and Acc. Below the table, it says 'No data to display.' and 'Page 1 (0 of 0 items)'.
- Charge Application:** A table with columns: Creation ESN, Component (with an asterisk), Tag Currency, Tag Amount, Charge Currency, Charge Amount, Consider as Discount, Waived, and Liqu. Below the table, it says 'No data to display.' and 'Page 1 (0 of 0 items)'.
- Charge Liquidation:** A table with columns: Event Sequence Number, Component, Charge Currency, Charge Amount, and Liquidated. Below the table, it says 'No data to display.' and 'Page 1 (0 of 0 items)'.

At the bottom right of the window, there are 'Exit' and 'Save' buttons.

If the user enables External Pricing for Charge component, the system picks up the rate or amount based on the benefit plan and the schemes.

3.3 Relationship Pricing for Exchange Rate

This topic describes the process of relationship pricing for Exchange Rate.

- If the user enables the External Pricing for the exchange rate, the system picks up the RP rate which can be a variance rate based on the variance rule and benefit plan mapped for the product.

4

Relationship Pricing in Foreign Exchange

Relationship Pricing (RP) in Foreign Exchange (FX) is applicable for Charges.

This section contains following sub-topics:

- [Relationship Pricing for Charges](#)
This topic describes the systematic instruction for relationship pricing for Charges.

4.1 Relationship Pricing for Charges

This topic describes the systematic instruction for relationship pricing for Charges.

The interest call-form in Foreign Exchange Contract Input screen is enhanced to display the external pricing component and the system pick up the amount from FCUBS for RP.

1. On the Home page, enter **FXDTRONL** in the text box, and then click the next arrow.
The **Foreign Exchange Contract Input** screen is displayed.

Figure 4-1 Foreign Exchange Contract Input

2. On the **Foreign Exchange Contract Input** screen, click the **Charges** tab to display the external pricing component details.

The **Charge Details** screen is displayed.

Figure 4-2 Charge Details

- If the user enables External Pricing for Charge component, the system picks up the rate or amount based on the benefit plan and the schemes.
- The special pricing for the RP customer is valid based on the validity maintained at Relationship Pricing Scheme Maintenance.
- When the RP flag at the customer level is modified, only the new contracts can be priced based on the flag.

5

Relationship Pricing in Derivatives

Relationship Pricing (RP) in Derivatives (DV) is applicable for Interest and Charges.

This section contains following sub-topics:

- [Relationship Pricing for Interest](#)
This topic describes the systematic instruction on relationship pricing for Interest. The interest call-form in Contract Input screen is enhanced to display the external pricing component and the system pick up the rate from FCUBS for RP.
- [Relationship Pricing for Charges](#)
This topic describes the systematic instruction on relationship pricing for Charges. The charge call-form in Contract Input screen is enhanced to display the external pricing component and the amount picked up from FCUBS for RP.

5.1 Relationship Pricing for Interest

This topic describes the systematic instruction on relationship pricing for Interest. The interest call-form in Contract Input screen is enhanced to display the external pricing component and the system pick up the rate from FCUBS for RP.

1. On the Home page, enter **DVDTRONL** in the text box, and then click the next arrow.
The **Contract Input** screen is displayed.

Figure 5-1 Contract Input

The screenshot shows the 'Contract Input' screen with the following sections and fields:

- Main:** Product, Product Description, Reject Reason, Swapion Reference.
- Detail:** Counterparty, Description, Settlement Account, Branch, Account, Contract Type (Hedge, Trade), Resettable Leg.
- Additional:** Trade Date, Booking Date, Value Date, Maturity Date, Buy or Sell, Indexation Type.
- Termination Details:** Liquidate Past Schedules, Broker, Dealer, Exchange Rate, Remarks.
- In Leg:** In Leg Currency, Description, In Principal Amount.
- Out Leg:** Out Leg Currency, Description, Out Principal Amount.
- Rate Type, Rate Source, Rate:** Fields for rate information.

Navigation bar at the bottom: Event, Brokerage, Settlements, Advice, Charges, Cashflow, Tax, MIS, Fields, Holiday Preferences, Split, Reporting Details, Audit, Exit.

- On the **Contract Input** screen, click the **Interest** tab to display the external pricing component details.

The **Derivatives Contract Interest Details** screen is displayed.

Figure 5-2 Derivatives Contract Interest Details

- If the user enables External Pricing for the interest component, the system picks up the rate or variance based on the benefit plans and the schemes.
- For a CCS deal, RP is applicable Interest rate, and Charges. For IRS and FRA deals, RP is applicable for Interest rate and Charges.
- For a DV product, the user can enable external pricing for IN leg or OUT leg, or both legs.

5.2 Relationship Pricing for Charges

This topic describes the systematic instruction on relationship pricing for Charges. The charge call-form in Contract Input screen is enhanced to display the external pricing component and the amount picked up from FCUBS for RP.

- On the Contract Input screen, click the Charges tab to view the External Pricing component details and the system picks up the rate from FCUBS for RP.

The system displays the **Charge Details** screen.

Figure 5-3 Charge Details

The screenshot shows the 'Charge Details' window with a close button (X) in the top right corner. Below the title bar is a 'Contract Reference' field. The main content is divided into three sections, each with a table and a 'No data to display' message. Each table has a 'Page 1 (0 of 0 items)' indicator and navigation arrows.

Charge Association

<input type="checkbox"/>	Creation ESN	Component *	Rule	Description	Consider as Discount	Waived	Acc
No data to display.							

Charge Application

<input type="checkbox"/>	Creation ESN	Component *	Tag Currency	Tag Amount	Charge Currency	Charge Amount	Consider as Discount	Waived	Liqui
No data to display.									

Charge Liquidation

<input type="checkbox"/>	Event Sequence Number	Component	Charge Currency	Charge Amount	Liquidated
No data to display.					

At the bottom right of the window are 'Exit' and 'Save' buttons.

If the user enables External Pricing for Charge component, the system picks up the rate or amount based on the benefit plan and the schemes.

6

Relationship Pricing in Security Repo

Relationship Pricing (RP) in Security Repo (SR) is applicable for Interest and Charges.

This section contains following sub-topics:


- [Relationship Pricing for Interest](#)
This topic describes the systematic instruction on relationship pricing for Interest. The interest call-form in Contract Input screen is enhanced to display the external pricing component and the system pick up the rate from FCUBS for RP.
- [Relationship Pricing for Charges](#)
This topic describes the systematic instruction on relationship pricing for Charges. The charge call-form in Securities Repo Contract Online screen is enhanced to display the external pricing component and the amount picked up from FCUBS for RP.

6.1 Relationship Pricing for Interest

This topic describes the systematic instruction on relationship pricing for Interest. The interest call-form in Contract Input screen is enhanced to display the external pricing component and the system pick up the rate from FCUBS for RP.

1. On the Home page, enter **SRDTRONL** in the text box, and then click the next arrow.
The **Security Repo Contract Online** screen is displayed.

Figure 6-1 Security Repo Contract Online



- 2. On the **Security Repo Contract Online** screen, click the **Interest** tab to display the external pricing component details.

The **ICCF** screen is displayed.

Figure 6-2 ICCF

- If the user enables External Pricing for the interest component, the system picks up the rate or variance based on the benefit plans and the schemes.
- For a CCS deal, RP is applicable Interest rate, and Charges. For IRS and FRA deals, RP is applicable for Interest rate and Charges.
- For a DV product, the user can enable external pricing for IN leg or OUT leg, or both legs.

6.2 Relationship Pricing for Charges

This topic describes the systematic instruction on relationship pricing for Charges. The charge call-form in Securities Repo Contract Online screen is enhanced to display the external pricing component and the amount picked up from FCUBS for RP.

- On the **Securities Repo Contract Online** screen, click the **Charges** tab to view the External Pricing component details and the system picks up the rate from FCUBS for RP. The system displays the **Charge Details** screen.

Figure 6-3 Charge Details

The screenshot shows a web application window titled "Charge Details" with a close button (X) in the top right corner. Below the title bar is a "Contract Reference" field with a red asterisk. Underneath is a "Details" section containing three tables:

- Charge Association:** A table with columns: Creation ESN, Component (with a red asterisk), Rule, Description, Consider as Discount, Waived, and Accrued. Below the table is the text "No data to display." and a pagination control showing "Page 1 (0 of 0 items)" with navigation arrows.
- Charge Application:** A table with columns: Creation ESN, Component (with a red asterisk), Tag Currency, Tag Amount, Charge Currency, Charge Amount, Consider as Discount, Waived, and Liquidated. Below the table is the text "No data to display." and a pagination control showing "Page 1 (0 of 0 items)" with navigation arrows.
- Charge Liquidation:** A table with columns: Event Sequence Number, Component, Charge Currency, Charge Amount, and Liquidated. Below the table is the text "No data to display." and a pagination control showing "Page 1 (0 of 0 items)" with navigation arrows.

At the bottom right of the window are "Exit" and "Save" buttons.

If the user enables External Pricing for Charge component, the system picks up the rate or amount based on the benefit plan and the schemes.

A

EDE SQL Expression

Section Title

The EDE value is derived using a SQL query on Oracle FLEXCUBE database, which returns a single value.

The below table describes the EDE Code and the EDE SQL Expression to use in Treasury External Data Element.

Table A-1 EDE SQL Expressions

EDE Code	EDE Description	EDE Data Type	Module ID	EDE Expression
SDE_SOLD_AMOUNT	Sold Amount	Numeric	FX	SELECT sold_amount FROM fxtb_contract_master WHERE contract_ref_no = '__CONTREFNO__' and event_seq_no = (SELECT MAX(event_seq_no) FROM fxtb_contract_master WHERE contract_ref_no = '__CONTREFNO__')
SDE_SOLD_CCY	Sold Currency	String	FX	SELECT SOLD_CCY FROM fxtb_contract_master WHERE contract_ref_no = '__CONTREFNO__' and event_seq_no = (SELECT MAX(event_seq_no) FROM fxtb_contract_master WHERE contract_ref_no = '__CONTREFNO__')
SDE_BOT_AMOUNT	Bought Amount	Numeric	FX	SELECT bot_amount FROM fxtb_contract_master WHERE contract_ref_no = '__CONTREFNO__' and event_seq_no = (SELECT MAX(event_seq_no) FROM fxtb_contract_master WHERE contract_ref_no = '__CONTREFNO__')
SDE_BOT_CCY	Bought Currency	String	FX	SELECT BOT_CCY FROM fxtb_contract_master WHERE contract_ref_no = '__CONTREFNO__' and event_seq_no = (SELECT MAX(event_seq_no) FROM fxtb_contract_master WHERE contract_ref_no = '__CONTREFNO__')

Table A-1 (Cont.) EDE SQL Expressions

EDE Code	EDE Description	EDE Data Type	Module ID	EDE Expression
SDE_AMOUNT	Amount	Numeric	MM	SELECT amount FROM ldtb_tr_contract_master WHERE contract_ref_no = '__CONTREFNO__' and version_no = (SELECT MAX(version_no) FROM LDTB_TR_CONTRACT_MASTER WHERE contract_ref_no = '__CONTREFNO__')
SDE_BOOKING_DATE	Booking Date	Date	MM	SELECT bookin_date FROM ldtb_tr_contract_master WHERE contract_ref_no = '__CONTREFNO__' and version_no = (SELECT MAX(version_no) FROM LDTB_TR_CONTRACT_MASTER WHERE contract_ref_no = '__CONTREFNO__')
SDE_COUNTERPARTY	Customer	String	MM	SELECT counterparty FROM ldtb_tr_contract_master WHERE contract_ref_no = '__CONTREFNO__' and version_no = (SELECT MAX(version_no) FROM LDTB_TR_CONTRACT_MASTER WHERE contract_ref_no = '__CONTREFNO__')
SDE_CURRENCY	Currency	String	MM	SELECT Currency FROM ldtb_tr_contract_master WHERE contract_ref_no = '__CONTREFNO__' and version_no = (SELECT MAX(version_no) FROM LDTB_TR_CONTRACT_MASTER WHERE contract_ref_no = '__CONTREFNO__')
SDE_VALUE_DATE	Value Date	Date	MM	SELECT Value_Date FROM ldtb_tr_contract_master WHERE contract_ref_no = '__CONTREFNO__' and version_no = (SELECT MAX(version_no) FROM LDTB_TR_CONTRACT_MASTER WHERE contract_ref_no = '__CONTREFNO__')

Table A-1 (Cont.) EDE SQL Expressions

EDE Code	EDE Description	EDE Data Type	Module ID	EDE Expression
SDE_PRODUC T	Product	String	MM	SELECT Product FROM ldtb_tr_contract_master WHERE contract_ref_no = '__CONTREFNO__' and version_no = (SELECT MAX(version_no) FROM LDTB_TR_CONTRACT_MASTER WHERE contract_ref_no = '__CONTREFNO__')
SDE_CUSTO MER1	Customer	String	DV	SELECT counterparty FROM dvtbs_contract_master WHERE contract_ref_no = '__CONTREFNO__' and version_no = (SELECT MAX(version_no) FROM dvtbs_contract_master WHERE contract_ref_no = '__CONTREFNO__')
SDE_INLEG AMT	IN LEG Amount	Numeric	DV	SELECT IN_PRN_AMOUNT FROM DVTB_CONTRACT_MASTE R WHERE contract_ref_no = '__CONTREFNO__' and version_no = (SELECT MAX(version_no) FROM DVTB_CONTRACT_MASTE R WHERE contract_ref_no = '__CONTREFNO__')
SDE_OUTLE GAMT	OUT LEG Amount	Numeric	DV	SELECT OUT_PRN_AMOUNT FROM DVTB_CONTRACT_MASTE R WHERE contract_ref_no = '__CONTREFNO__' and version_no = (SELECT MAX(version_no) FROM DVTB_CONTRACT_MASTE R WHERE contract_ref_no = '__CONTREFNO__')
SDE_CUST_ OT	Customer	String	OT	SELECT counterparty FROM Ottbs_Contract_Master WHERE contract_ref_no = '__CONTREFNO__' and version_no = (SELECT MAX(version_no) FROM Ottbs_Contract_Master WHERE contract_ref_no = '__CONTREFNO__')

Index

D

DVDTRONL- Contract Input, [5-1](#)

F

FXDTRONL- Foreign Exchange Contract Input,
[4-1](#)

I

IFDTRPRM- Treasury Interface Parametrization
Maintenance, [1-2](#)

M

MMDTRONL- Money Market Contract Input, [3-1](#)

O

OTDTRONL- Options Contract Input, [2-1](#)

S

SRDTRONL- Security Repo Contract Online, [6-1](#)

STDTRCIF- Treasury Customer Additional
Details Maintenance, [1-6](#)

T

TRDEDEMT- Treasury External Data Element
Maintenance, [1-3](#)

TRDXTCO- Treasury External Pricing
Component Maintenance, [1-4](#)