

# Oracle® Banking Treasury Management

## Development Workbench - Screen Customizer



Release 14.8.1.0.0  
G45898-01  
October 2025

ORACLE®

Copyright © 2020, 2025, Oracle and/or its affiliates.

This software and related documentation are provided under a license agreement containing restrictions on use and disclosure and are protected by intellectual property laws. Except as expressly permitted in your license agreement or allowed by law, you may not use, copy, reproduce, translate, broadcast, modify, license, transmit, distribute, exhibit, perform, publish, or display any part, in any form, or by any means. Reverse engineering, disassembly, or decompilation of this software, unless required by law for interoperability, is prohibited.

The information contained herein is subject to change without notice and is not warranted to be error-free. If you find any errors, please report them to us in writing.

If this is software, software documentation, data (as defined in the Federal Acquisition Regulation), or related documentation that is delivered to the U.S. Government or anyone licensing it on behalf of the U.S. Government, then the following notice is applicable:

U.S. GOVERNMENT END USERS: Oracle programs (including any operating system, integrated software, any programs embedded, installed, or activated on delivered hardware, and modifications of such programs) and Oracle computer documentation or other Oracle data delivered to or accessed by U.S. Government end users are "commercial computer software," "commercial computer software documentation," or "limited rights data" pursuant to the applicable Federal Acquisition Regulation and agency-specific supplemental regulations. As such, the use, reproduction, duplication, release, display, disclosure, modification, preparation of derivative works, and/or adaptation of i) Oracle programs (including any operating system, integrated software, any programs embedded, installed, or activated on delivered hardware, and modifications of such programs), ii) Oracle computer documentation and/or iii) other Oracle data, is subject to the rights and limitations specified in the license contained in the applicable contract. The terms governing the U.S. Government's use of Oracle cloud services are defined by the applicable contract for such services. No other rights are granted to the U.S. Government.

This software or hardware is developed for general use in a variety of information management applications. It is not developed or intended for use in any inherently dangerous applications, including applications that may create a risk of personal injury. If you use this software or hardware in dangerous applications, then you shall be responsible to take all appropriate fail-safe, backup, redundancy, and other measures to ensure its safe use. Oracle Corporation and its affiliates disclaim any liability for any damages caused by use of this software or hardware in dangerous applications.

Oracle®, Java, MySQL, and NetSuite are registered trademarks of Oracle and/or its affiliates. Other names may be trademarks of their respective owners.

Intel and Intel Inside are trademarks or registered trademarks of Intel Corporation. All SPARC trademarks are used under license and are trademarks or registered trademarks of SPARC International, Inc. AMD, Epyc, and the AMD logo are trademarks or registered trademarks of Advanced Micro Devices. UNIX is a registered trademark of The Open Group.

This software or hardware and documentation may provide access to or information about content, products, and services from third parties. Oracle Corporation and its affiliates are not responsible for and expressly disclaim all warranties of any kind with respect to third-party content, products, and services unless otherwise set forth in an applicable agreement between you and Oracle. Oracle Corporation and its affiliates will not be responsible for any loss, costs, or damages incurred due to your access to or use of third-party content, products, or services, except as set forth in an applicable agreement between you and Oracle.

# Contents

## Preface

---

Purpose	i
Audience	i
Documentation Accessibility	ii
Critical Patches	ii
Diversity and Inclusion	ii
Conventions	ii
Screenshot Disclaimer	iii
Prerequisite	iii
Related Resources	iii

## 1 Screen Customizer

---

1.1 DataBlocks	2
1.2 Screens	2
1.3 FieldSets	3

## 2 Generated Units

---

## 3 Examples

---

# Preface

This topic contains the following sub-topics:

- [Purpose](#)
- [Audience](#)
- [Documentation Accessibility](#)
- [Critical Patches](#)
- [Diversity and Inclusion](#)
- [Conventions](#)
- [Screenshot Disclaimer](#)
- [Prerequisite](#)
- [Related Resources](#)

## Purpose

This manual is designed to help FLEXCUBE Application developers/users to familiarize with ORACLE FLEXCUBE Development Workbench.

## Audience

This document is intended for FLEXCUBE Application developers/users that use Development Workbench to develop various FLEXCUBE components.

To Use this manual, you need conceptual and working knowledge of the below:

**Table 1 Proficiency and Resources**

Proficiency	Resources
<b>FLEXCUBE Functional Architecture</b>	Training programs from Oracle Financial Software Services.
<b>FLEXCUBE Technical Architecture</b>	Training programs from Oracle Financial Software Services.
<b>FLEXCUBE Object Naming Conventions</b>	Development Overview Guide
<b>Working knowledge of Web based Applications</b>	Self-Acquired
<b>Working knowledge of Oracle Database</b>	Oracle Documentations
<b>Working knowledge of PLSQL developer</b>	Respective vendor documents
<b>Working knowledge of PLSQL and SQL Language</b>	Self-Acquired

Table 1 (Cont.) Proficiency and Resources

Proficiency	Resources
Working knowledge of XML files	Self-Acquired

## Documentation Accessibility

For information about Oracle's commitment to accessibility, visit the Oracle Accessibility Program website at <http://www.oracle.com/pls/topic/lookup?ctx=acc&id=docacc>.

### Access to Oracle Support

Oracle customers that have purchased support have access to electronic support through My Oracle Support. For information, visit <http://www.oracle.com/pls/topic/lookup?ctx=acc&id=info> or visit <http://www.oracle.com/pls/topic/lookup?ctx=acc&id=trs> if you are hearing impaired.

## Critical Patches

Oracle advises customers to get all their security vulnerability information from the Oracle Critical Patch Update Advisory, which is available at [Critical Patches, Security Alerts and Bulletins](#). All critical patches should be applied in a timely manner to ensure effective security, as strongly recommended by [Oracle Software Security Assurance](#).

## Diversity and Inclusion

Oracle is fully committed to diversity and inclusion. Oracle respects and values having a diverse workforce that increases thought leadership and innovation. As part of our initiative to build a more inclusive culture that positively impacts our employees, customers, and partners, we are working to remove insensitive terms from our products and documentation. We are also mindful of the necessity to maintain compatibility with our customers' existing technologies and the need to ensure continuity of service as Oracle's offerings and industry standards evolve. Because of these technical constraints, our effort to remove insensitive terms is ongoing and will take time and external cooperation.

## Conventions

The following text conventions are used in this document:

Convention	Meaning
<b>boldface</b>	Boldface type indicates graphical user interface elements associated with an action, or terms defined in text or the glossary.
<i>italic</i>	Italic type indicates book titles, emphasis, or placeholder variables for which you supply particular values.
monospace	Monospace type indicates commands within a paragraph, URLs, code in examples, text that appears on the screen, or text that you enter.

## Screenshot Disclaimer

Personal information used in the interface or documents is dummy and does not exist in the real world. It is only for reference purposes.

## Prerequisite

Specify **User ID** and **Password**, and log in to **Home Screen**.

## Related Resources

The functions of ORACLE FLEXCUBE Development Workbench for Investor Servicing system is organized into various guides, each discussing a component.

For more information, see these Open Development Tool documents:

- *Open Development Tool Installation*
- *Development Workbench - Getting Started*
- *Development Workbench - Administration*
- *Development Workbench - Screen Development I*
- *Development Workbench - Screen Development II*
- *Development Workbench - Source Upgrade*
- *Development Workbench - Notifications*
- *Development Workbench - Bulk Generation*
- *Development Workbench - Tracking Changes*
- *Development of Maintenance Form*
- *Development of Online Form*
- *Development of Call Form*
- *Development of Launch Forms and Other Screens*
- *Development of Dashboard Form*
- *Development Workbench Service XML Development*
- *Development Workbench Performance Tuning Enhancements*
- *Development Workbench - Rest Services Development*
- *Child and Screen Childs - Concept and Design*

# 1

## Screen Customizer

This topic describes Screen Customizer functionality available in Oracle Flexcube Development Workbench.

The Oracle Flexcube Development Workbench Screen Customizer allows users to do UI changes on a screen. If only the screen layout of the function id has to be modified, the developer can use the **Screen Customizer** feature rather than the **Function Generation** feature.

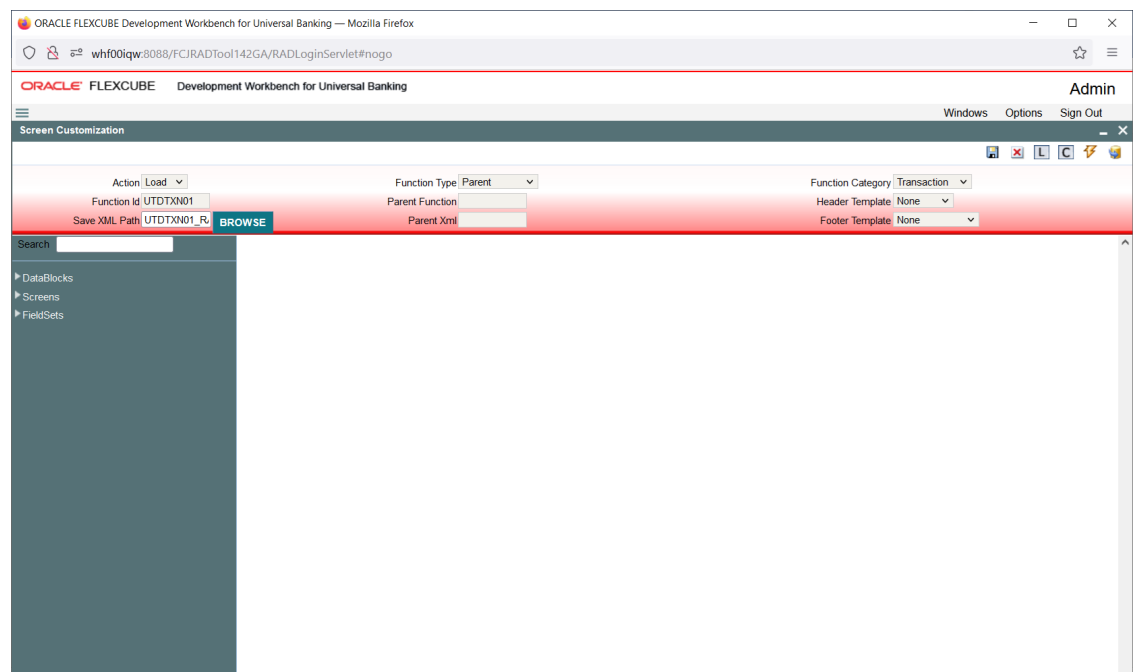
Only the screen layout changes and UI field properties will be allowed to change in the Screen Customizer.

### Note

Only Load action is possible in Screen Customizer.

Only three nodes will be present in Screen Customizer as shown in the figure:

**Figure 1-1 Screen Customization**



- [DataBlocks](#)  
This topic describes about data blocks in Screen Customizer.
- [Screens](#)  
This topic describes about screens in Screen Customizer.

- [FieldSets](#)  
This topic describes about FieldSets in Screen Customizer.

## 1.1 DataBlocks

This topic describes about data blocks in Screen Customizer.

Data Block properties would not be allowed to change in Screen Customizer. New Data Blocks and Block Fields also cannot be added. Deletion/Renaming of blocks and fields are also not allowed in Screen Customizer.

**Figure 1-2 Screen Customization\_DataBlocks**

The screenshot displays the Oracle Flexcube Development Workbench for Universal Banking. The main window is titled "Screen Customization" and shows a list of DataBlocks on the left. The selected DataBlock is "FUNID". The right pane shows the "Block Field Properties" for the "FUNID" field. The properties are organized into several sections: Field Name, Field Label, DataSource, Column Name, Data Type, Display Type, Item Type, Parent Field, Related Block, Related Field, LOV Name, Off Line LOV Name, Fieldset Name, CLASSID, XSD Tag, Comment ID, Field Size, Maximum Length, Minimum Value, Maximum Value, Maximum Decimals, TextArea Rows, TextArea Columns, Default Value, Preview Value, and Mask Id. A "Custom Attributes" tab is selected, showing a table with columns: Attribute Name, Attribute Value, Active, Move Up, and Move Down.

The user will be allowed to change the below properties at the data block field level.

- Display Type
- Field Size
- Preview Value
- Popup Edit Required
- Visible
- Upper Case only
- Read Only

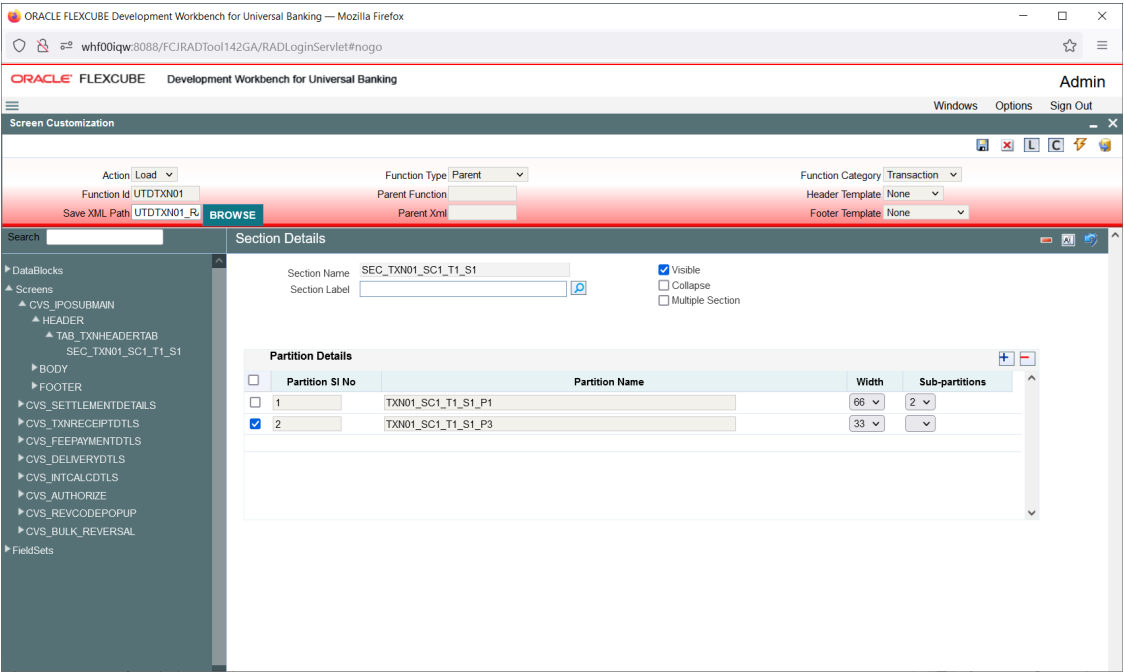
## 1.2 Screens

This topic describes about screens in Screen Customizer.



All the actions can be performed at the screen level. Developers can add, modify, delete, and rename the screens, tabs, and sections. Note that deletion and renaming will be allowed only if the element is created in the working release.

Figure 1-3 Screen Customization\_Screens

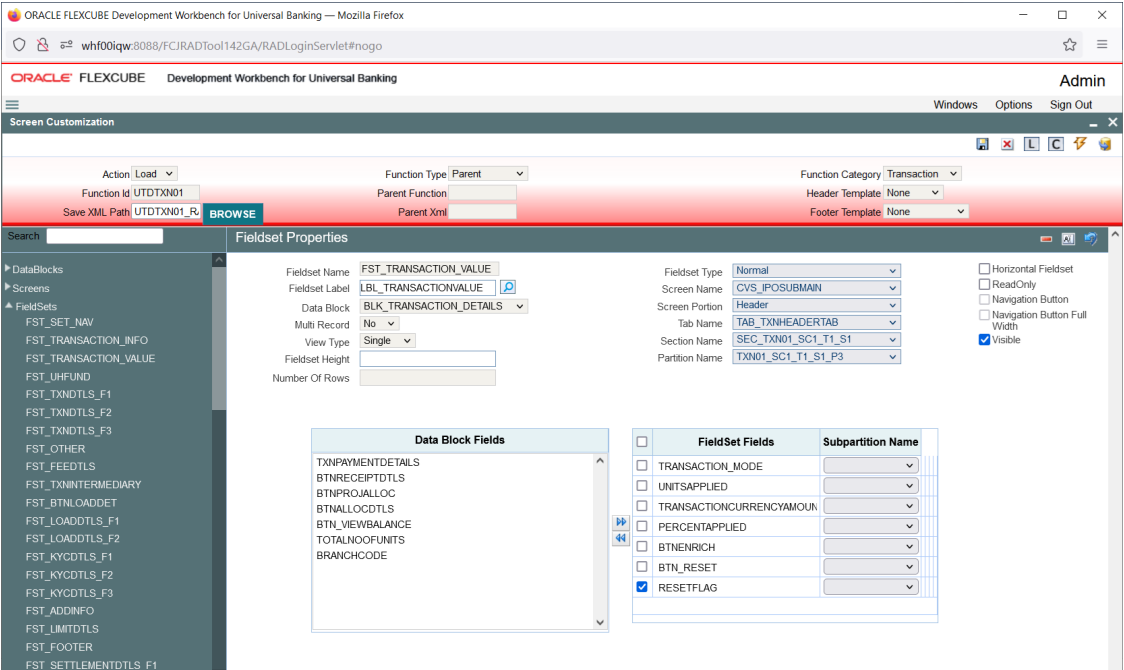


## 1.3 FieldSets

This topic describes about FieldSets in Screen Customizer.

In fieldset, the developer can change screen properties, display type from Vertical to Horizontal, read-only property, and so on. Data Block to which fieldset is attached cannot be changed. Fieldset fields can be rearranged as per requirement.

Figure 1-4 Screen Customization\_Fieldsets



## 2

# Generated Units

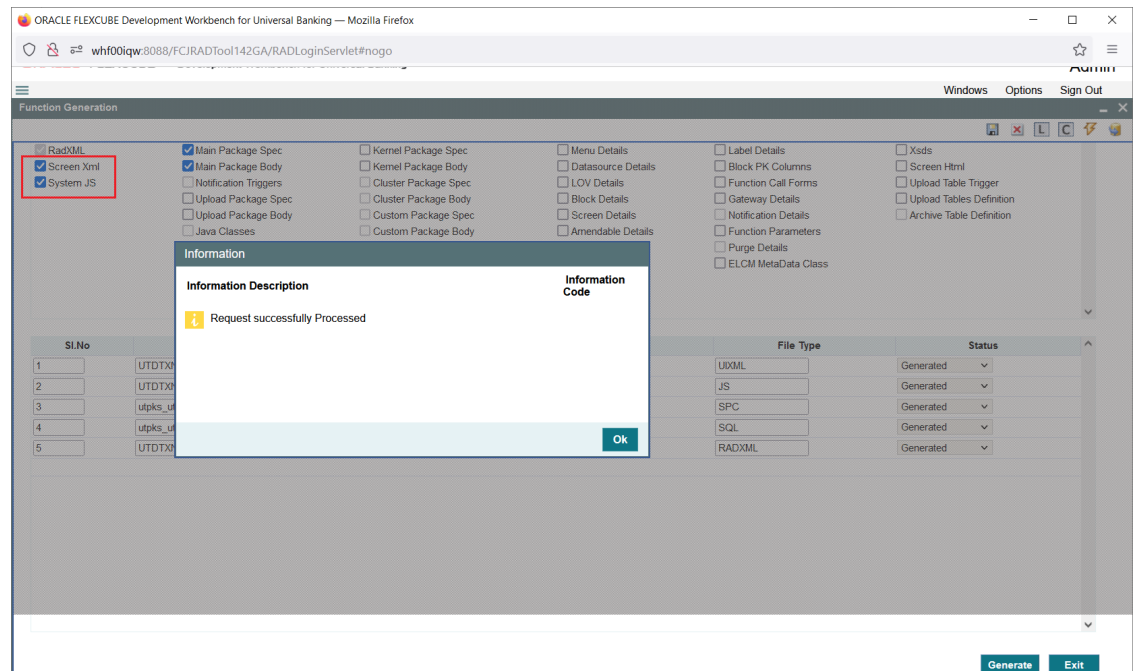
This topic describes the UI related generated units in the Screen Customizer.

Development Workbench will generate only UI related units in Screen Customizer:

1. Radxml
2. Screen XML (i.e. Lang XML)
3. System JS (JavaScript File)

Deploy language XML and system JavaScript file in Flexcube application server to reflect the changes done to the function id in Screen Customizer.

**Figure 2-1 Generation of files in Screen Customizer**



# 3

## Examples

This topic provides different examples for customizing the screens.

### Example 1

Requirement: Hide a Field in the screen

Below screenshots shows how Screen Customizer can be used for this purpose.

**Figure 3-1 Preview with the Transaction Category field displayed**

The screenshot displays a web-based transaction entry form. The form is divided into several sections: 'Transaction Information' on the left, 'Transaction Value' on the right, and a central area for transaction details. The 'Transaction Information' section includes fields for Unit Holder ID, Fund ID, Order Received Date, Order Received Time Zone, Transaction Date, Payment Mode, and Payment Mode Description. The 'Transaction Value' section includes fields for Transaction Number, Transaction Currency, Reference Number, Order Received Time (HH24:MI), Transaction Type, Description, Transaction Mode, Units Applied, Amount Applied, and Percent Applied. The central area includes fields for CIF Number, Unit Holder Name, ISIN No, Fund Name, Fund Base Currency, Price Currency, and Currency of Expression. The 'Transaction Category' field is highlighted with a red box. Below the form, there are tabs for 'Settlement Details', 'Receipt Details', 'Project Allocation Details', 'Allocation Details', and 'View Balance'. At the bottom, there are input fields for 'Input By', 'Authorized By', 'DateTime', 'Mod No', 'Authorization Status', and 'Record Status', along with 'Ok' and 'Exit' buttons.

If **Transaction Category** field is not required, uncheck the **Visible** flag.

Figure 3-2 Block Field Properties\_Uncheck Visible

ORACLE FLEXCUBE Development Workbench for Universal Banking — Mozilla Firefox

whf001qw:8088/FC/RADTool142GA/RADLoginServlet#nogo

ORACLE FLEXCUBE Development Workbench for Universal Banking

Admin

Screen Customization

Action: Load Function Id: UTDTXN01 Save XML Path: D:\01\_RAD.xml BROWSE Function Type: Parent Function Category: Transaction Header Template: None Footer Template: None

Search: TXNCATEGORY

Block Field Properties

Field Name: TXNCATEGORY XSD Tag: TXNCATEGORY  
 Field Label: LBL\_TXNCATEGORY Comment ID: CMT\_TXNCATEGORY  
 DataSource: CONSOLIDATEDTXNTBL Field Size: 1  
 Column Name: TXNCATEGORY  
 Data Type: Varchar2 Maximum Length: Minimum Value: Maximum Value:  
 Display Type: Lov Minimum Value: Maximum Value:  
 Item Type: Database Item  
 Parent Field: Related Block: Text Area Rows: Text Area Columns:  
 Related Field: LOV\_TXNCAT Default Value: Preview Value: Mask Id:  
 Off Line LOV Name: FST\_TRANSACTION\_INFO  
 Fieldset Name: CLASSID:

Custom Attributes Events Bind Variables Return Fields Off Line Bind Variables Off Line Return Fields Dashboard Link Related Field Patterns

Attribute Name	Attribute Value	Active	Move Up	Move Down
<input type="checkbox"/> LBL_SELECT1		Yes	▲	▼
<input type="checkbox"/> LBL_LEGACY	L	Yes	▲	▼
<input type="checkbox"/> LBL_ADVISED	A	Yes	▲	▼
<input checked="" type="checkbox"/> LBL_EXECUTIONONLY	E	Yes	▲	▼

Figure 3-3 A preview with the Transaction Category field hidden

New Enter Query

Transaction Information

Unit Holder ID \* Fund ID \* Order Received Date Order Received Time Zone Transaction Date \* Payment Mode \* Payment Mode Description

Transaction Number Transaction Currency Reference Number Order Received Time (HH24:MI) Transaction Type Description

Transaction Value

Transaction Mode \* Amount Units Applied Amount Applied Percent Applied

Enrich Transaction Reset Transaction

UH And Fund Transaction Other Intermediary Load Override KYC And Document Add Info Fee Payment Certificate Limit Order

CIF Number Unit Holder Name

ISIN No Fund Name Fund Base Currency Price Currency Currency of Expression No

Settlement Details Receipt Details Project Allocation Details Allocation Details View Balance

Input By Authorized By Date Time Date Time Mod No Authorization Status Unauthorized Record Status Open

Ok Exit

## Example 2

Requirement: Adding a new Tab to the screen and move fields from one tab to another.

As shown in the screenshot below, the Main Tab contains the Unique Identifier Fieldset, which needs to be moved to a new tab.

Figure 3-4 Fields in UH and Fund Tab

**Transaction Information**

Unit Holder ID \*  [Find UH](#)

Fund ID \*

Order Received Date

Order Received Time Zone

Transaction Date \*

Payment Mode \*

Payment Mode Description

Transaction Number

Transaction Currency

Reference Number

Order Received Time (HH24:MI)

Transaction Type

Description

Transaction Category

Description

**Transaction Value**

Transaction Mode \* Amount

Units Applied

Amount Applied

Percent Applied

[Enrich Transaction](#)

[Reset Transaction](#)

**UH And Fund** | Transaction | Other | Intermediary | Load Override | KYC And Document | Add Info | Fee Payment | Certificate | Limit Order

CIF Number

Unit Holder Name  [UH Deal](#)

ISIN No

Fund Name

Fund Base Currency

Price Currency

Settlement Details | Receipt Details | Project Allocation Details | Allocation Details | View Balance

Input By  Date/Time  Mod No

Authorized By  Date/Time  Authorization Status Unauthorized

Record Status Open

[OK](#) [Exit](#)

In Screen Customizer, the developer can add a new tab and modify the properties of the field set, such as attaching it to the newly created tab.

Figure 3-5 New Tab Created\_Details

**Transaction Information**

Unit Holder ID \*  [Find UH](#)

Fund ID \*

Order Received Date

Order Received Time Zone

Transaction Date \*

Payment Mode \*

Payment Mode Description

Transaction Number

Transaction Currency

Reference Number

Order Received Time (HH24:MI)

Transaction Type

Description

Transaction Category

Description

**Transaction Value**

Transaction Mode \* Amount

Units Applied

Amount Applied

Percent Applied

[Enrich Transaction](#)

[Reset Transaction](#)

**UH And Fund** | Transaction | Other | Intermediary | Load Override | KYC And Document | Add Info | Fee Payment | Certificate | Limit Order | **Details**

CIF Number

Unit Holder Name  [UH Deal](#)

ISIN No

Fund Name

Fund Base Currency

Price Currency

Settlement Details | Receipt Details | Project Allocation Details | Allocation Details | View Balance

Input By  Date/Time  Mod No

Authorized By  Date/Time  Authorization Status Unauthorized

Record Status Open

[OK](#) [Exit](#)