

Oracle® Banking Treasury Management

Automated End of Day User Guide



Release 14.8.1.0.0
G45368-01
October 2025

ORACLE®

Copyright © 2020, 2025, Oracle and/or its affiliates.

This software and related documentation are provided under a license agreement containing restrictions on use and disclosure and are protected by intellectual property laws. Except as expressly permitted in your license agreement or allowed by law, you may not use, copy, reproduce, translate, broadcast, modify, license, transmit, distribute, exhibit, perform, publish, or display any part, in any form, or by any means. Reverse engineering, disassembly, or decompilation of this software, unless required by law for interoperability, is prohibited.

The information contained herein is subject to change without notice and is not warranted to be error-free. If you find any errors, please report them to us in writing.

If this is software, software documentation, data (as defined in the Federal Acquisition Regulation), or related documentation that is delivered to the U.S. Government or anyone licensing it on behalf of the U.S. Government, then the following notice is applicable:

U.S. GOVERNMENT END USERS: Oracle programs (including any operating system, integrated software, any programs embedded, installed, or activated on delivered hardware, and modifications of such programs) and Oracle computer documentation or other Oracle data delivered to or accessed by U.S. Government end users are "commercial computer software," "commercial computer software documentation," or "limited rights data" pursuant to the applicable Federal Acquisition Regulation and agency-specific supplemental regulations. As such, the use, reproduction, duplication, release, display, disclosure, modification, preparation of derivative works, and/or adaptation of i) Oracle programs (including any operating system, integrated software, any programs embedded, installed, or activated on delivered hardware, and modifications of such programs), ii) Oracle computer documentation and/or iii) other Oracle data, is subject to the rights and limitations specified in the license contained in the applicable contract. The terms governing the U.S. Government's use of Oracle cloud services are defined by the applicable contract for such services. No other rights are granted to the U.S. Government.

This software or hardware is developed for general use in a variety of information management applications. It is not developed or intended for use in any inherently dangerous applications, including applications that may create a risk of personal injury. If you use this software or hardware in dangerous applications, then you shall be responsible to take all appropriate fail-safe, backup, redundancy, and other measures to ensure its safe use. Oracle Corporation and its affiliates disclaim any liability for any damages caused by use of this software or hardware in dangerous applications.

Oracle®, Java, MySQL, and NetSuite are registered trademarks of Oracle and/or its affiliates. Other names may be trademarks of their respective owners.

Intel and Intel Inside are trademarks or registered trademarks of Intel Corporation. All SPARC trademarks are used under license and are trademarks or registered trademarks of SPARC International, Inc. AMD, Epyc, and the AMD logo are trademarks or registered trademarks of Advanced Micro Devices. UNIX is a registered trademark of The Open Group.

This software or hardware and documentation may provide access to or information about content, products, and services from third parties. Oracle Corporation and its affiliates are not responsible for and expressly disclaim all warranties of any kind with respect to third-party content, products, and services unless otherwise set forth in an applicable agreement between you and Oracle. Oracle Corporation and its affiliates will not be responsible for any loss, costs, or damages incurred due to your access to or use of third-party content, products, or services, except as set forth in an applicable agreement between you and Oracle.

Contents

1	View Unauthorized Transactions and Functions	
1.1	View Unauthorized Transactions	1
1.2	View Branch Pending Functions	2
2	List of End of Cycle Functions	
2.1	Mandatory Functions of EOC Cycle	1
	Index	

Preface

This topic contains the following sub-topics:

- [Purpose](#)
- [Audience](#)
- [Documentation Accessibility](#)
- [Critical Patches](#)
- [Diversity and Inclusion](#)
- [Related Resources](#)
- [Conventions](#)
- [Screenshot Disclaimer](#)
- [Acronyms and Abbreviations](#)
- [Basic Actions](#)
- [Symbols and Icons](#)

Purpose

This user manual is designed to help you quickly get acquainted with the functions routinely executed everyday in Oracle Banking Treasury Management.

Audience

This guide is intended for Back Office Data Entry Clerk, Back Office Managers/ Officers, Product Managers, End of Day Operators, and Financial Controller users.

Documentation Accessibility

For information about Oracle's commitment to accessibility, visit the Oracle Accessibility Program website at <http://www.oracle.com/pls/topic/lookup?ctx=acc&id=docacc>.

Access to Oracle Support

Oracle customer access to and use of Oracle support services will be pursuant to the terms and conditions specified in their Oracle order for the applicable services.

Critical Patches

Oracle advises customers to get all their security vulnerability information from the Oracle Critical Patch Update Advisory, which is available at [Critical Patches, Security Alerts and Bulletins](#). All critical patches should be applied in a timely manner to make sure effective security, as strongly recommended by [Oracle Software Security Assurance](#).

Diversity and Inclusion

Oracle is fully committed to diversity and inclusion. Oracle respects and values having a diverse workforce that increases thought leadership and innovation. As part of our initiative to build a more inclusive culture that positively impacts our employees, customers, and partners, we are working to remove insensitive terms from our products and documentation. We are also mindful of the necessity to maintain compatibility with our customers' existing technologies and the need to ensure continuity of service as Oracle's offerings and industry standards evolve. Because of these technical constraints, our effort to remove insensitive terms is ongoing and will take time and external cooperation.

Related Resources

For more information, see these Oracle Banking Treasury Management resources:

- *Settlements User Manual*
- *Procedures User Manual*
- *Core Services User Manual*
- *Common Core- Automated End of Day User Manual*

Conventions

The following text conventions are used in this document:

Table Conventions and Meaning

Convention	Meaning
boldface	Boldface type indicates graphical user interface elements associated with an action, or terms defined in text or the glossary.
<i>italic</i>	Italic type indicates book titles, emphasis, or placeholder variables for which you supply particular values.
monospace	Monospace type indicates commands within a paragraph, URLs, code in examples, text that appears on the screen, or text that you enter.

Screenshot Disclaimer

Personal information used in the interface or documents is dummy and does not exist in the real world. It is only for reference purposes.

Acronyms and Abbreviations

The acronyms and abbreviations are listed in this below table:

Table Acronyms and Abbreviations

Abbreviations or Acronyms	Definition
AEOD	Automated End of Day

Table (Cont.) Acronyms and Abbreviations

Abbreviations or Acronyms	Definition
DA	Discount Accrual
DV	Derivatives
EOD	End of Day
ED	Exchange Traded Derivatives
FX	Foreign Exchange
MM	Money Market
OBTR	Oracle Banking Treasury Management
OT	Over the Counter Options
SE	Securities
SR	Securities Repo

Basic Actions

Table List of Basic Actions

Action	Description
Approve	Click Approve to approve the initiated report. This button is displayed, once the user click Authorize .
Audit	Click Audit to view the maker details, checker details of the particular record, and record status. This button is displayed only for the records that are already created.
Authorize	Click Authorize to authorize the record created. A maker of the screen is not allowed to authorize the report. Only a checker can authorize a record. This button is displayed only for the already created records.
Close	Click Close to close a record. This action is available only when a record is created.
Confirm	Click Confirm to confirm the performed action.
Cancel	Click Cancel to cancel the performed action.
Compare	Click Compare to view the comparison through the field values of old record and the current record. This button is displayed in the widget, once the user click Authorize .
Collapse All	Click Collapse All to hide the details in the sections. This button is displayed, once the user click Compare .
Expand All	Click Expand All to expand and view all the details in the sections. This button is displayed, once the user click Compare .

Table (Cont.) List of Basic Actions

Action	Description
New	Click New to add a new record. The system displays a new record to specify the required data. <div> <i>Note</i> The fields which are marked in asterisk red are mandatory fields. </div>
OK	Click OK to confirm the details in the screen.
Save	Click Save to save the details entered or selected in the screen.
View	Click View to view the report details in a particular modification stage. This button is displayed in the widget, once the user click Authorize .
View Difference only	Click View Difference only to view a comparison through the field element values of old record and the current record, which has undergone changes. This button is displayed, once the user click Compare .

Symbols and Icons

The list of symbols and icons available on the screens are as follows:

Table Symbols and Icons - Common

Symbol/Icon	Function
	Minimize
	Maximize
	Close
	Perform Search
	Open a list
	Navigate to the first record
	Navigate to the last record
	Navigate to the previous record
	Navigate to the next record

Table (Cont.) Symbols and Icons - Common




















Symbol/Icon	Function
	Grid view
	List view
	Refresh
	Click this icon to add a new row.
	Click this icon to delete a row, which is already added.
	Calendar
	Alerts
	Unlock Option
	View Option
	New
	Enter query
	Execute query
	Copy
	Delete
	Save
	Search
	Advanced search
	Clear all
	Reset

Table (Cont.) Symbols and Icons - Common













Symbol/Icon	Function
	Export
	Print
	View Details
	Sorting

Table Symbols and Icons - Widget

Symbol/Icon	Function
	Open status
	Unauthorized status
	Rejected status
	Closed status
	Authorized status
	Modification Number
	Hold
	Reverse

1

View Unauthorized Transactions and Functions

This topic contains the following subtopics:

- [View Unauthorized Transactions](#)
This topic provides systematic instructions to view the details of all unauthorized transactions.
- [View Branch Pending Functions](#)
This topic provides systematic instructions to view branch pending functions.

1.1 View Unauthorized Transactions

This topic provides systematic instructions to view the details of all unauthorized transactions.

Through the **Pending Transactions** screen, you can view the details of the:

- Messages that are yet to be generated
- Transactions that are yet to be authorized

Specify **User ID** and **Password** and login to **Homescreen**.

1. On **Homescreen**, specify **EISTRVPT** in the top right corner text box, and click next.
Pending Transactions screen displays.

Figure 1-1 Pending Transactions

Treasury Pending Transactions

Search Advanced Search Reset Clear All Records per page 15

Recommended Fields(Atleast input one field with minimum character(s) as mentioned in bracket)

Branch(3) Module(2)

Optional Fields

Reference Number Events ID

Search Results Lock Columns 0

Branch Module Reference Number Events

No data to display.

Exit

2. On **Pending Transactions** screen, specify the details.

Table 1-1 Pending Transactions - Field Descriptions

Field	Description
Branch	Select branch code from the option list.
Module	Select module from the option list.
Batch Details/Reference Number	Select reference number from the option list.
Events	Select event code from the option list.
ID	Select identification number from the option list.

3. Select any or all of the above parameters for a query and click the **Search** button.

The records meeting the selected criteria are displayed. The system displays the following details of the fetched records:

- **Branch**
- **Module**
- **Batch Details/Reference Number**
- **Events**
- **ID**

4. Click the **Exit** button to end the transaction.

1.2 View Branch Pending Functions

This topic provides systematic instructions to view branch pending functions.

Specify **User ID** and **Password** and login to **Homescreen**.

1. On **Homescreen**, specify **EISTRVPF** in the top right corner text box, and click next.
Pending Functions screen displays.

Figure 1-2 Pending Functions

2. On **Pending Functions** screen, specify the details.

Table 1-2 Pending Functions - Field Descriptions

Field	Description
Branch	Select branch code from the option list.
Function Id	Select function identification number from the option list.
Function Name	Select function name from the option list.
Module	Select module from the option list.
Status	Select status from the drop-down list. <ul style="list-style-type: none">• Completed• Pending• Error

3. Select any or all of the above parameters for a query and click the **Search** button.

The records meeting the selected criteria are displayed. The system displays the following details of the fetched records:

- **Branch**
- **Function Id**
- **Function Name**
- **Module**
- **Status**

4. Click the **Exit** button to end the transaction.

2

List of End of Cycle Functions

This topic contains the following sub-topics:

- [Mandatory Functions of EOC Cycle](#)
This topic contains the following sub-topics:

2.1 Mandatory Functions of EOC Cycle

This topic contains the following sub-topics:

Beginning of Day (BOD) Functions for all Modules

The USER must maintain the below mentioned Function ID for the BOD functions in the Function field of the **EIDMANPE** screen.

Table 2-1 BOD Functions for Foreign Exchange Module

Function	Frequency	Function ID
FX contract auto liquidation	Daily	FXAUTLIQ
FX auto- rollover	Daily	FXAUTROL
FX settlement message generation	Daily	FXAUTMSG
FX Auto Revaluation Reversal	Daily	FXRVRSAL

Table 2-2 BOD Functions for Money Market Module

Function	Frequency	Function ID
MM activation of forward contracts	Daily	MMAUTDLY
MM auto - liquidation of contracts	Daily	MMAUTDLY
MM auto - liquidation of interests	Daily	MMAUTDLY
MM auto - rollover execution	Daily	MMAUTDLY
MM maturity report	Daily	MMAUTDLY
MM exception report	Daily	MMAUTDLY

Table 2-3 BOD Functions for Options Module

Function	Frequency	Function ID
Termination of Option Contract	Daily	OTBAUDLY
Amortization of Inception gain	Daily	OTBAUDLY
Amortization of Time Value	Daily	OTBAUDLY
Amortization of Deferred termination gains	Daily	OTBAUDLY
Amortization of Premium	Daily	OTBAUDLY
Revaluation of Options Contract	Daily	OTBAUDLY

Table 2-3 (Cont.) BOD Functions for Options Module

Function	Frequency	Function ID
Rate Fixing	Daily	OTBAUDLY
Auto Exercise	Daily	OTBAUDLY
Auto Settlement	Daily	OTBAUDLY
Auto Expiry	Daily	OTBAUDLY
Delta Processing	Daily	OTBAUDLY
Settlement of Termination Option Contract	Daily	OTBAUDLY

Table 2-4 BOD Functions of Derivatives Module

Function	Frequency	function ID
Rate Fixing	Daily	DVBAUDLY
Rate Revision	Daily	DVBAUDLY
Contract Auto Processing / Liquidation	Daily	DVBAUDLY
Periodic Inception Amortization	Daily	DVBAUDLY
Periodic Interest Accrual	Daily	DVBAUDLY
Periodic Termination Amortization	Daily	DVBAUDLY
Revaluation Reversal	Daily	DVBAUDLY
Revaluation Processing	Daily	DVBAUDLY
Limits Processing	Daily	DVBAUDLY
Revaluation Population	Daily	DVBAUDLY
Contract Termination	Daily	DVBAUDLY
Amendment Fee	Daily	DVBAUDLY

Table 2-5 BOD Functions for Securities Repo Module

Function	Frequency	Function ID
Penalty Detection	Daily	SRAUTDLY
Rate Fixing	Daily	SRAUTDLY
Rate Revision	Daily	SRAUTDLY
Forward Value Dated Amendment	Daily	SRAUTDLY
Automatic Liquidation	Daily	SRAUTDLY
Forward Contract Initiation	Daily	SRAUTDLY
Reversal of Residual Accrual	Daily	SRAUTDLY
User Defined Status Control	Daily	SRAUTDLY
Periodic Accrual	Daily	SRAUTDLY
Payment Notice Generation	Daily	SRAUTDLY
Billing Notice Generation	Daily	SRAUTDLY

Table 2-6 BOD Functions for Exchange Trade Derivatives Module

Function	Frequency	Function ID
Populate Batch	Daily	EDDBATCH
Process Batch	Daily	EDDBATCH

Table 2-7 BOD Functions for Securities Module

Function	Frequency	Function ID
Rate Fixing	Daily	SEAUTDLY
Derivative Instrument Credit Event	Daily	SEAUTDLY
Bonus Tearoff	Daily	SEAUTDLY
Warrant Tearoff	Daily	SEAUTDLY
Rights Tearoff	Daily	SEAUTDLY
Redemption Tearoff	Daily	SEAUTDLY
Warrant Expiry	Daily	SEAUTDLY
Rights Expiry	Daily	SEAUTDLY
Coupon Processing	Daily	SEAUTDLY
Dividend Processing	Daily	SEAUTDLY
Stock to Cash Processing	Daily	SEAUTDLY
Reversal of Revaluation	Daily	SEAUTDLY
Interest Accrual-On Coupon Date	Daily	SEAUTDLY
Coupon Flipping	Daily	SEAUTDLY
Interest Revision	Daily	SEAUTDLY
Leg Money Settlement	Daily	SEAUTDLY
Leg Auto Release	Daily	SEAUTDLY
Interest Movement	Daily	SEAUTDLY
ALPL Booking	Daily	SEAUTDLY
Redemption Date Extension	Daily	SEAUTDLY
Re-computation of Yield	Daily	SEAUTDLY
SE RFR Population	Daily	SEAUTDLY
Interest Accrual-Adjustment	Daily	SEAUTDLY
Interest Accrual-Flush Queues	Daily	SEAUTDLY
Bonus Population	Daily	SEAUTDLY
Warrant Population	Daily	SEAUTDLY
Rights Population	Daily	SEAUTDLY
Redemption Population	Daily	SEAUTDLY
Coupon Population	Daily	SEAUTDLY
Dividend Population	Daily	SEAUTDLY
Coupon Adjustment	Daily	SEAUTDLY
Dividend Adjustment	Daily	SEAUTDLY
Security Batch	Daily	SEAUTDLY
Corporate Action Cash Flow	Daily	SEAUTDLY
Reversal of Discount / Premium Accrual	Daily	SEAUTDLY

End of Day (EOD) Functions for all Modules

The USER must maintain the below mentioned Function ID for the EOD functions in the Function field of the **EIDMANPE** screen.

Table 2-8 EOD Functions for Foreign Exchange Module

Function	Frequency	Function ID
FX contract revaluation	Daily, Monthly	FXAUTREV
FX contract auto liquidation	Daily	FXAUTLIQ
FX auto- rollover	Daily	FXAUTROL
FX settlement message generation	Daily	FXAUTMSG
FX Auto Revaluation Reversal	Daily	FXCONNET

Table 2-9 EOD Functions for Money Market Module

Function	Frequency	Function ID
MM activation of forward contracts	Daily	MMAUTDLY
MM auto - liquidation of contracts	Daily	MMAUTDLY
Generation of payment messages, days before actual date	Daily	MMAUTDLY
MM auto- liquidation of interests	Daily	MMAUTDLY
MM maturity report	Daily	MMAUTDLY
MM exception report	Daily	MMAUTDLY
MM auto-rollover execution	Daily	MMAUTDLY
MM interest rate revision	Daily	MMAUTDLY

Table 2-10 EOD Functions for Options Module

Function	Frequency	Function ID
Amortization of Inception gain	Daily	OTBAUDLY
Amortization of Time Value	Daily	OTBAUDLY
Amortization of Deffered termination gains	Daily	OTBAUDLY
Amortization of Premium	Daily	OTBAUDLY
Revaluation of Options Contract	Daily	OTBAUDLY
Rate Fixing	Daily	OTBAUDLY
Auto Exercise	Daily	OTBAUDLY
Auto Settlement	Daily	OTBAUDLY
Auto Expiry	Daily	OTBAUDLY
Delta Processing	Daily	OTBAUDLY
Settlement of Termination Option Contract	Daily	OTBAUDLY

Table 2-11 EOD Functions of Derivatives Module

Function	Frequency	function ID
Rate Fixing	Daily	DVBAUDLY
Principal Reset	Daily	DVBAUDLY
Rate Revision	Daily	DVBAUDLY
Contract Auto Processing / Liquidation	Daily	DVBAUDLY
Periodic Inception Amortization	Daily	DVBAUDLY
Periodic Interest Accrual	Daily	DVBAUDLY
Periodic Termination Amortization	Daily	DVBAUDLY
Revaluation Processing	Daily	DVBAUDLY
Limits Processing	Daily	DVBAUDLY
Contract Termination	Daily	DVBAUDLY
Amendment Fee	Daily	DVBAUDLY

Table 2-12 EOD Functions for Securities Repo Module

Function	Frequency	Function ID
Penalty Detection	Daily	SRAUTDLY
Rate Fixing	Daily	SRAUTDLY
Rate Revision	Daily	SRAUTDLY
Forward Value Dated Amendment	Daily	SRAUTDLY
Automatic Liquidation	Daily	SRAUTDLY
Forward Contract Initiation	Daily	SRAUTDLY
Reversal of Residual Accrual	Daily	SRAUTDLY
User Defined Status Control	Daily	SRAUTDLY
Periodic Accrual	Daily	SRAUTDLY

Table 2-13 EOD Functions for Exchange Trade Derivatives Module

Function	Frequency	Function ID
Populate Batch	Daily	EDDBATCH
Process Batch	Daily	EDDBATCH
Generate Portfolio Statement	Daily	EDDBATCH
Generate Margin Call Statement	Daily	EDDBATCH

Table 2-14 EOD Functions for Securities Module

Function	Frequency	Function ID
Rate Fixing	Daily	SEAUTDLY
Interest Accrual-On Coupon Date	Daily	SEAUTDLY
Coupon Flipping	Daily	SEAUTDLY
Interest Revision	Daily	SEAUTDLY
Interest Movement	Daily	SEAUTDLY

Table 2-14 (Cont.) EOD Functions for Securities Module

Function	Frequency	Function ID
ALPL Booking	Daily	SEAUTDLY
Bonus Tearoff	Daily	SEAUTDLY
Warrant Tearoff	Daily	SEAUTDLY
Rights Tearoff	Daily	SEAUTDLY
Redemption Tearoff	Daily	SEAUTDLY
Warrant Expiry	Daily	SEAUTDLY
Rights Expiry	Daily	SEAUTDLY
Coupon Processing	Daily	SEAUTDLY
Dividend Processing	Daily	SEAUTDLY
Stock to Cash Processing	Daily	SEAUTDLY
Reversal of Revaluation	Daily	SEAUTDLY
Leg Position Batch	Daily	SEAUTDLY
SE RFR Population	Daily	SEAUTDLY
Interest Accrual-Adjustment	Daily	SEAUTDLY
Interest Accrual- Periodic	Daily	SEAUTDLY
Interest Accrual-Flush Queues	Daily	SEAUTDLY
Bonus Population	Daily	SEAUTDLY
Warrant Population	Daily	SEAUTDLY
Rights Population	Daily	SEAUTDLY
Redemption Population	Daily	SEAUTDLY
Coupon Population	Daily	SEAUTDLY
Dividend Population	Daily	SEAUTDLY
Coupon Adjustment	Daily	SEAUTDLY
Dividend Adjustment	Daily	SEAUTDLY
Security Batch	Daily	SEAUTDLY
Forward P/L Accrual	Daily	SEAUTDLY
Discount Accrual-On Coupon Date	Daily	SEAUTDLY
Booking of Revaluation	Daily	SEAUTDLY
Corporate Action Notice Handoff	Daily	SEAUTDLY
Corporate Action Cash Flow	Daily	SEAUTDLY

Table 2-15 EOD Functions for Discount Accrual Module

Function	Frequency	Function ID
Treasury Discount Accrual	Daily	DATRDLY
Treasury Discount Accrual	Daily	DATRDLY

Index

E

EISTRVPF- Pending Functions, [2](#)

EISTRVPT- Pending Transactions, [1](#)