

Oracle® Banking Treasury Management

OBRH Integration Guide



Release 14.8.1.0.0
G45829-01
October 2025

ORACLE®

Copyright © 2020, 2025, Oracle and/or its affiliates.

This software and related documentation are provided under a license agreement containing restrictions on use and disclosure and are protected by intellectual property laws. Except as expressly permitted in your license agreement or allowed by law, you may not use, copy, reproduce, translate, broadcast, modify, license, transmit, distribute, exhibit, perform, publish, or display any part, in any form, or by any means. Reverse engineering, disassembly, or decompilation of this software, unless required by law for interoperability, is prohibited.

The information contained herein is subject to change without notice and is not warranted to be error-free. If you find any errors, please report them to us in writing.

If this is software, software documentation, data (as defined in the Federal Acquisition Regulation), or related documentation that is delivered to the U.S. Government or anyone licensing it on behalf of the U.S. Government, then the following notice is applicable:

U.S. GOVERNMENT END USERS: Oracle programs (including any operating system, integrated software, any programs embedded, installed, or activated on delivered hardware, and modifications of such programs) and Oracle computer documentation or other Oracle data delivered to or accessed by U.S. Government end users are "commercial computer software," "commercial computer software documentation," or "limited rights data" pursuant to the applicable Federal Acquisition Regulation and agency-specific supplemental regulations. As such, the use, reproduction, duplication, release, display, disclosure, modification, preparation of derivative works, and/or adaptation of i) Oracle programs (including any operating system, integrated software, any programs embedded, installed, or activated on delivered hardware, and modifications of such programs), ii) Oracle computer documentation and/or iii) other Oracle data, is subject to the rights and limitations specified in the license contained in the applicable contract. The terms governing the U.S. Government's use of Oracle cloud services are defined by the applicable contract for such services. No other rights are granted to the U.S. Government.

This software or hardware is developed for general use in a variety of information management applications. It is not developed or intended for use in any inherently dangerous applications, including applications that may create a risk of personal injury. If you use this software or hardware in dangerous applications, then you shall be responsible to take all appropriate fail-safe, backup, redundancy, and other measures to ensure its safe use. Oracle Corporation and its affiliates disclaim any liability for any damages caused by use of this software or hardware in dangerous applications.

Oracle®, Java, MySQL, and NetSuite are registered trademarks of Oracle and/or its affiliates. Other names may be trademarks of their respective owners.

Intel and Intel Inside are trademarks or registered trademarks of Intel Corporation. All SPARC trademarks are used under license and are trademarks or registered trademarks of SPARC International, Inc. AMD, Epyc, and the AMD logo are trademarks or registered trademarks of Advanced Micro Devices. UNIX is a registered trademark of The Open Group.

This software or hardware and documentation may provide access to or information about content, products, and services from third parties. Oracle Corporation and its affiliates are not responsible for and expressly disclaim all warranties of any kind with respect to third-party content, products, and services unless otherwise set forth in an applicable agreement between you and Oracle. Oracle Corporation and its affiliates will not be responsible for any loss, costs, or damages incurred due to your access to or use of third-party content, products, or services, except as set forth in an applicable agreement between you and Oracle.

Contents

1	Overview of OBTR-OBRH	
2	OBRH Integration Maintenance	
2.1	Maintenance in OBRH - Service Providers	2
2.2	Maintenance in OBRH - Service Consumers	3
3	Header Parameters for OBRH Setup	
4	OBTR Setup for Product Communication	
4.1	External Service Maintenance for ELCM	1
4.2	External Service Maintenance for OBPM	2
4.3	External Service Maintenance for FCUBS	3
	Index	

Preface

This topic contains the following sub-topics:

- [Purpose](#)
- [Audience](#)
- [Critical Patches](#)
- [Documentation Accessibility](#)
- [Related Resources](#)
- [Diversity and Inclusion](#)
- [Conventions](#)
- [Acronyms and Abbreviations](#)
- [Symbols and Icons](#)
- [Screenshot Disclaimer](#)

Purpose

This guide enables the user to integrate Oracle Products with External Product Processor through Oracle Banking Routing Hub Platform.

Audience

This guide is intended for the customers and partners.

Critical Patches

Oracle advises customers to get all their security vulnerability information from the Oracle Critical Patch Update Advisory, which is available at [Critical Patches, Security Alerts and Bulletins](#). All critical patches should be applied in a timely manner to make sure effective security, as strongly recommended by [Oracle Software Security Assurance](#).

Documentation Accessibility

For information about Oracle's commitment to accessibility, visit the Oracle Accessibility Program website at <https://www.oracle.com/corporate/accessibility/>.

Access to Oracle Support

Oracle customer access to and use of Oracle support services will be pursuant to the terms and conditions specified in their Oracle order for the applicable services.

Related Resources

For more information on any related features, refer to the following documents:

- Oracle Banking Treasury Management User Manuals

- [Routing Hub Configuration User Guide](#)

Diversity and Inclusion

Oracle is fully committed to diversity and inclusion. Oracle respects and values having a diverse workforce that increases thought leadership and innovation. As part of our initiative to build a more inclusive culture that positively impacts our employees, customers, and partners, we are working to remove insensitive terms from our products and documentation. We are also mindful of the necessity to maintain compatibility with our customers' existing technologies and the need to ensure continuity of service as Oracle's offerings and industry standards evolve. Because of these technical constraints, our effort to remove insensitive terms is ongoing and will take time and external cooperation.

Conventions

The following text conventions are used in this document:

Table Conventions

Convention	Meaning
boldface	Boldface type indicates graphical user interface elements associated with an action, or terms defined in text or the glossary.
<i>italic</i>	Italic type indicates book titles, emphasis, or placeholder variables for which you supply particular values.
monospace	Monospace type indicates commands within a paragraph, URLs, code in examples, text that appears on the screen, or text that you enter.

Acronyms and Abbreviations

The list of the acronyms and abbreviations used in this guide are as follows:

Table Acronyms and Abbreviations

Abbreviation	Description
OBTR	Oracle Banking Treasury Management
ELCM	Enterprise Limits and Collateral Management
OBPM	Oracle Banking Payments
FCUBS	Flexcube Universal Banking Solution

Symbols and Icons

The following symbols and icons are used in the screens.

Table Symbols and Icons - Common














Symbol/Icon	Function
	Minimize
	Maximize
	Close
	Perform Search
	Open a list
	Add a new record
	Navigate to the first record
	Navigate to the last record
	Navigate to the previous record
	Navigate to the next record
	Grid view
	List view
	Refresh

Table (Cont.) Symbols and Icons - Common






Symbol/Icon	Function
	Click this icon to add a new row.
	Click this icon to delete an existing row.
	Click to view the created record.
	Click to modify the fields.
	Click to unlock, delete, authorize or view the created record.

Table Symbols and Icons - Audit Details









Symbol/Icon	Function
	A user
	Date and time
	Unauthorized or Closed status
	Authorized or Open status

Table Symbols and Icons - Widget

Symbol/Icon	Function
	Open status
	Unauthorized status
	Closed status
	Authorized status

Screenshot Disclaimer

Personal information used in the interface or documents is dummy and does not exist in the real world. It is only for reference purposes.

1

Overview of OBTR-OBRH

This topic explains about the solution overview of OBTR OBRH integration.

OBTR connects with the External Product Processor through APIs/Rest services

OBRH serves as the Routing Hub, facilitating smooth and standardized integrations among FSGBU Banking Products by utilizing configurations included in the product Infrastructure.

The goal is to utilize the OBRH Platform for OBTR to link with External PP's such as OBPM/ELCM.

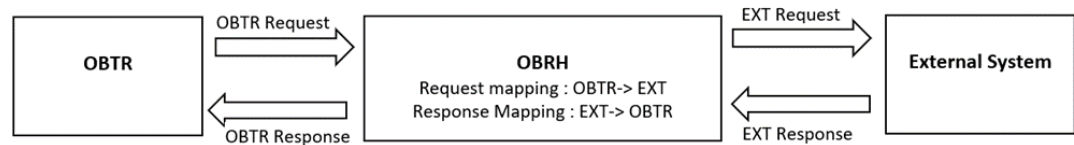
2

OBRH Integration Maintenance

This topic describes about OBRH integration maintenance.

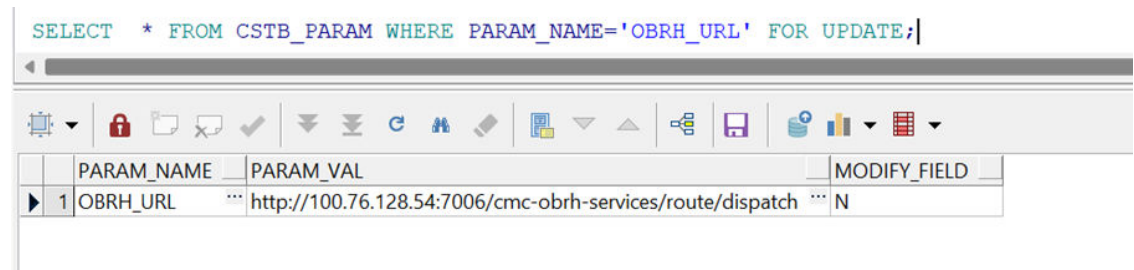
APIs are configured in OBTR through Oracle Banking Routing Hub (OBRH). These APIs were earlier configured to use the jars directly for the endpoint for different APIs like Utilization/ Genpaymessage, and so on. OBRH Enables seamless & standardized integrations between FSGBU Banking Products using configurations provided as part of the product Infrastructure.

Figure 2-1 OBRH - Product Infrastructure



Cstb param needs to be updated with OBRH URL for Routing as shown in below image:

Figure 2-2 OBRH URL



This topic contains the following sub-topics:

- [Maintenance in OBRH - Service Providers](#)
This topic describes the systematic information on the OBRH service providers.
- [Maintenance in OBRH - Service Consumers](#)
This topic describes the systematic information on the OBRH service consumers.

2.1 Maintenance in OBRH - Service Providers

This topic describes the systematic information on the OBRH service providers.

Service Providers are systems designed to handle requests sent by the Oracle Banking Routing Hub for service consumers. They include information about destination integration.

1. On **Home** screen, click **Interconnect**. Under **Interconnect**, click **Routing Hub**. Under **Routing Hub**, click **Service Providers**.
2. ELCM – Service Providers

Figure 2-3 ELCM - Service Providers



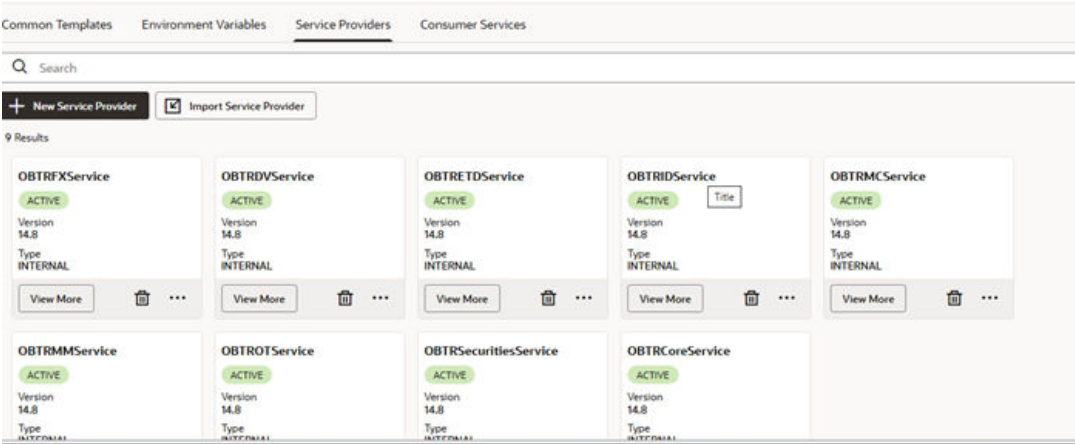
3. OBPM - Service Providers

Figure 2-4 OBPM - Service Providers



4. FCUBS - Service Providers

Figure 2-5 FCUBS - Service Providers



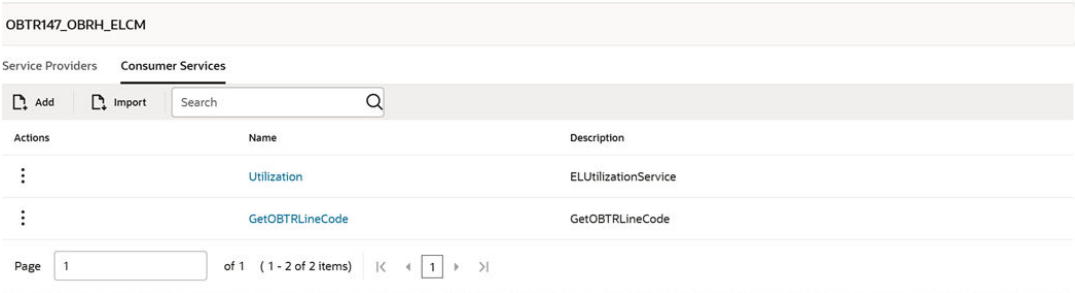
2.2 Maintenance in OBRH - Service Consumers

This topic describes the systematic information on the OBRH service consumers.

Service Consumer is Oracle product which will call OBRH API, OBRH will analyze, evaluate destination product processor and transform data into format of the same. Service Consumer comprises of the source and destination integration details.

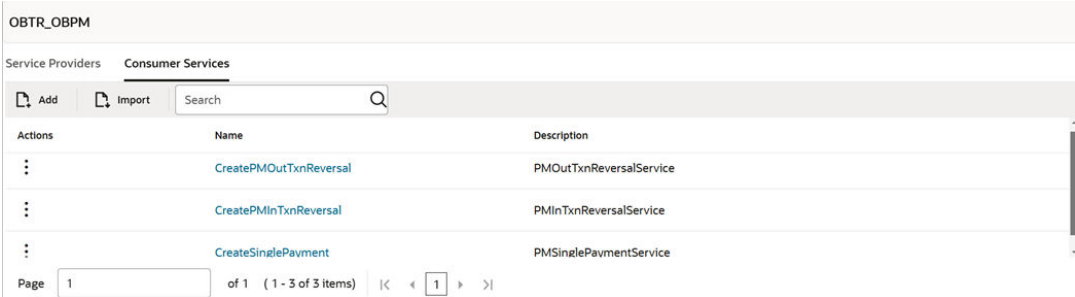
1. On **Home** screen, click **Interconnect**. Under **Interconnect**, click **Routing Hub**. Under **Routing Hub**, click **Service Consumers**.
2. ELCM – Service Consumers

Figure 2-6 ELCM - Service Consumers

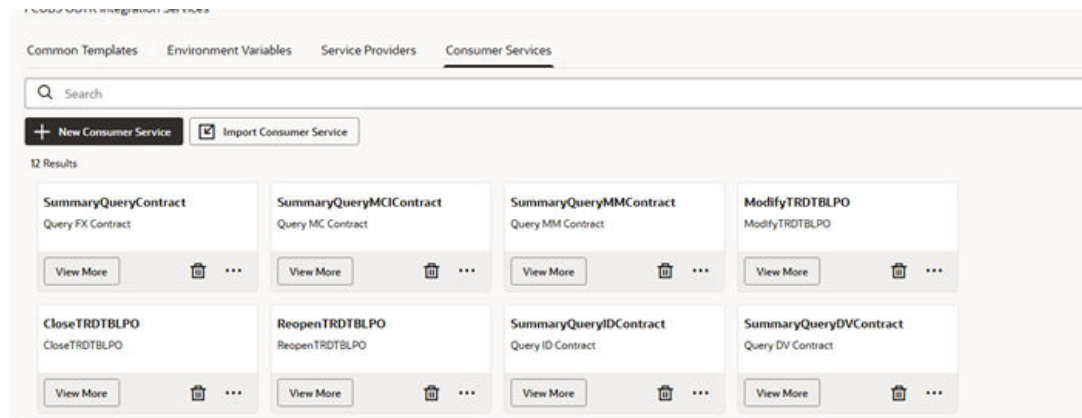


3. OBPM – Service Consumers

Figure 2-7 OBPM - Service Consumers



4. FCUBS – Service Consumers

Figure 2-8 FCUBS - Service Consumers

3

Header Parameters for OBRH Setup

This topic describes the systematic instructions for header parameters for OBRH setup.

Following Parameters needs to be maintained for OBRH connection:

- SERVICE-CONSUMER
 - appld
 - entityId
 - Source
 - userID
1. On **Home** screen, type **MSDHPROF** in the text box, and click the next arrow.
The **HTTP Header Parameters** screen displays.

Figure 3-1 HTTP Header Parameters

HTTP Header Parameters

New Enter Query

Host Code *

Profile Name *

Profile Description

Request Method

Provider Class

Headers

Key Name Value

No data to display.

Page 1 (0 of 0 items)

Audit Exit

Note

Parameters will be displayed by specifying the fields **Host Code** and **Profile Name** based on the product.

2. Specify the fields on the **HTTP Header Parameters** screen.

Table 3-1 HTTP Header Parameters - Field Description

Field	Description
Host Code	Unique identifier for the destination host/server where the HTTP request will be sent.

Table 3-1 (Cont.) HTTP Header Parameters - Field Description

Field	Description
Profile Name	Name of the header profile being used for the HTTP requests.
Profile Description	Text description or purpose of the header profile.
Request Method	HTTP request method used for the integration.
Provider Class	Specifies the Java class or engine provider for processing requests.

3. ELCM - HTTP Header Parameters(MSDHPROF)

Figure 3-2 ELCM - HTTP Header Parameters

HTTP Header Parameters

New Copy Close Unlock Print Enter Query

Host Code * HOST1

Profile Name * OBTR_ELCM

Profile Description Config

Request Method

Provider Class

Headers

Key Name	Value
<input checked="" type="checkbox"/> Content-Type	application/xml
<input type="checkbox"/> SERVICE-CONSUMER	OBTR_ELCM
<input type="checkbox"/> entityId	DEFAULTENTITY
<input type="checkbox"/> source	OBTR
<input type="checkbox"/> userId	OBELCMUSERS

Page 1 of 1 (1-6 of 6 items) | < 1 >

Audit Exit

4. OBPM - HTTP Header Parameters(MSDHPROF)

Figure 3-3 OBPM - HTTP Header Parameters

HTTP Header Parameters

New Copy Delete Unlock Print Authorize Enter Query

Host Code * HOST1

Profile Name * OBTR_OBPM

Profile Description Config

Request Method

Provider Class

Headers

Key Name	Value
<input type="checkbox"/> Content-Type	application/xml
<input checked="" type="checkbox"/> SERVICE-CONSUMER	OBTR_OBPM
<input type="checkbox"/> entityId	DEFAULTENTITY
<input type="checkbox"/> source	OBTR
<input type="checkbox"/> userId	OBELCMUSERS

Page 1 of 1 (1-6 of 6 items) | < 1 >

Audit Exit

5. FCUBS - HTTP Header Parameters(MSDHPROF)

Figure 3-4 FCUBS - HTTP Header Parameters

HTTP Header Parameters

NewCopyCloseUnlockPrintEnter Query

Host Code *HOST1

Profile Name *OBTR_FCUBS

Profile DescriptionOBTR_FCUBS

Request Method

Provider Class

Headers

Key Name

Value

☒

Content-Type

application/xml

☐

SERVICE-CONSUMER

OBTR_FCUBS

☐

appld

CMNCORE

☐

entityId

DEFAULTENTITY

☐

source

OBTR

Page 1 of 1 (1-6 of 6 items) |< 1 >|

Audit

Exit

OBRH Integration Guide
G45829-01
Copyright © 2020, 2025, Oracle and/or its affiliates.

November 5, 2025
Page 3 of 3

4

OBTR Setup for Product Communication

This topic contains the following sub-topics:

- [External Service Maintenance for ELCM](#)
This topic describes the systematic information on the external service maintenance for ELCM.
- [External Service Maintenance for OBPM](#)
This topic describes the systematic information on the external service maintenance for OBPM.
- [External Service Maintenance for FCUBS](#)
This topic describes the systematic information on the external service maintenance for FCUBS.

4.1 External Service Maintenance for ELCM

This topic describes the systematic information on the external service maintenance for ELCM.

If external system/communication type is maintained as OBRH all Routing from OBTR to other external system will be done using OBRH. For any Request/Response OBRH will refer to the service providers and consumers maintained in **Routing** screen.

1. On **Home** screen, type **IFDTRXSE** in the text box, and click the next arrow.
The **Treasury External Service Maintenance** screen displays.

Figure 4-1 Treasury External Service Maintenance

Treasury External Service Maintenance

New Copy Close Unlock Print Enter Query

External System * ELCM Description ELCM
External User * OBELCMUSERS Entity ID ENTITY_ID1
Maximum Retry Count 0 External System Type OBRH
Header Profile OBTR_ELCM

Type	Service Name	WS Endpoint URL	Rest Service Context	Rest HTTP Type	Rest Service IP	Rest Service Pattern	Rest Serv
<input checked="" type="checkbox"/> REST request	ELAcc			https			
<input type="checkbox"/> REST request	ELCus			https			
<input type="checkbox"/> REST request	ELFac			https			
<input type="checkbox"/> REST request	ELLial			https			
<input type="checkbox"/> REST request	ELIUB			https			

Page 1 of 1 (1-5 of 5 items) |< 1 >|

Audit Exit Save

Note

The **Header Profile** and **Communication Type** should be maintained for OBRH Routing.

- Specify the fields on the **External Service Maintenance** screen.

Table 4-1 External Service Maintenance - Field Description

Field	Description
External System	This is a mandatory field. Identifies the external system to which integration is being configured
External User	This is a mandatory field. User name utilized for accessing the external system.
Maximum Retry Count	Maximum number of retry attempts allowed for failed requests.
Header Profile	References the header profile configuration for request/response management.
Description	Brief description or label for this particular external system configuration.
Entity ID	Identifies the entity for which this external system configuration is applicable.
External System Type	Specifies the type/category of the external system.

4.2 External Service Maintenance for OBPM

This topic describes the systematic information on the external service maintenance for OBPM.

- On **Home** screen, type **IFDTREPM** in the text box, and click the next arrow.

The **Treasury External System Maintenance** screen displays.

Treasury External System Maintenance

Save

External System *	OBPM	External System Type *	Payments
Description	External Payment System	Read Time Out (In Seconds)	70
Inter System Bridge GL *	261100005	Connection Time Out (In Seconds)	50
Source System *	OBTR	Archival Days	3
Entity ID *	ENTITY_ID1	Connection Timeout Retry Count	5
Header Profile	OBTR_OBPM	Read Timeout Retry Count	5
		Communication Type	OBRH

Service Code	Service Name	Operation Code	Rest/Web Service User Option	Rest/Web Service User	Rest/Web Service URL
<input checked="" type="checkbox"/> GenInTxnRev	PMinTxnReversa	CreatePMinTxnRev	Predefined User	CYJOMY03	http://100.76.144.209:999
<input type="checkbox"/> GenOutTxnRev	PMOutTxnRevers	CreatePMOutTxnRi	Predefined User	CYJOMY03	http://100.76.144.209:999
<input type="checkbox"/> GenPayMessage	PMSinglePaymer	CreateSinglePayme	Predefined User	CYJOMY03	http://100.76.144.209:999

Audit Cancel

Note

The **Header Profile** and **Communication Type** should be maintained for OBRH Routing.

- Specify the fields on the **External Service Maintenance** screen.

Table 4-2 External Service Maintenance - Field Description

Field	Description
External System	This is a mandatory field. Identifies the external system to which integration is being configured
External User	This is a mandatory field. User name utilized for accessing the external system.
Maximum Retry Count	Maximum number of retry attempts allowed for failed requests.
Header Profile	References the header profile configuration for request/response management.
Description	Brief description or label for this particular external system configuration.
Entity ID	Identifies the entity for which this external system configuration is applicable.
External System Type	Specifies the type/category of the external system.

4.3 External Service Maintenance for FCUBS

This topic describes the systematic information on the external service maintenance for FCUBS.

- On **Home** screen, type **IFDTRXSE** in the text box, and click the next arrow.

The **Treasury External Service Maintenance** screen displays.

Treasury External Service Maintenance

Save

External System *	FCUBS	Description	FCUBS
External User *	FAISALGWZ	Entity ID	ENTITY_ID1
Maximum Retry Count	0	External System Type	OBRH
Header Profile	OBR_FCUBS		

Type	Service Name	WS Endpoint URL	Rest Service Context	Rest HTTP Type	Rest Service IP	Rest Service Pattern	Rest Service
<input checked="" type="checkbox"/> SOAP request	FCUBSA	http://100.7		http			
<input type="checkbox"/> SOAP request	FCUBSC	http://100.7		http			
<input type="checkbox"/> SOAP request	FCUBSC	http://100.7		http			
<input type="checkbox"/> SOAP request	FCUBSIF	http://100.7		http			

Page 1 of 1 (1-4 of 4 items)

Audit Cancel Save

Note

The **Header Profile** and **Communication Type** should be maintained for OBRH Routing.

2. Specify the fields on the **External Service Maintenance** screen.

Table 4-3 External Service Maintenance - Field Description

Field	Description
External System	This is a mandatory field. Identifies the external system to which integration is being configured
External User	This is a mandatory field. User name utilized for accessing the external system.
Maximum Retry Count	Maximum number of retry attempts allowed for failed requests.
Header Profile	References the header profile configuration for request/response management.
Description	Brief description or label for this particular external system configuration.
Entity ID	Identifies the entity for which this external system configuration is applicable.
External System Type	Specifies the type/category of the external system.

Glossary

Index

E

- External Service Maintenance for ELCM, [1](#)
- External Service Maintenance for FCUBS, [3](#)
- External Service Maintenance for OBPM, [2](#)

O

- OBRH Service Consumers, [3](#)

- OBRH Service providers, [2](#)

P

- Parameters for OBRH Setup, [1](#)