

# Oracle® Financial Services Lending and Leasing Release Notes



Release 15.1.0.0.0

G52334-03

May 2026

The Oracle logo, consisting of a solid red square with the word "ORACLE" in white, uppercase, sans-serif font centered within it.

ORACLE®

Oracle Financial Services Lending and Leasing Release Notes, Release 15.1.0.0.0

G52334-03

Copyright © 2022, 2026, Oracle and/or its affiliates.

This software and related documentation are provided under a license agreement containing restrictions on use and disclosure and are protected by intellectual property laws. Except as expressly permitted in your license agreement or allowed by law, you may not use, copy, reproduce, translate, broadcast, modify, license, transmit, distribute, exhibit, perform, publish, or display any part, in any form, or by any means. Reverse engineering, disassembly, or decompilation of this software, unless required by law for interoperability, is prohibited.

The information contained herein is subject to change without notice and is not warranted to be error-free. If you find any errors, please report them to us in writing.

If this is software, software documentation, data (as defined in the Federal Acquisition Regulation), or related documentation that is delivered to the U.S. Government or anyone licensing it on behalf of the U.S. Government, then the following notice is applicable:

U.S. GOVERNMENT END USERS: Oracle programs (including any operating system, integrated software, any programs embedded, installed, or activated on delivered hardware, and modifications of such programs) and Oracle computer documentation or other Oracle data delivered to or accessed by U.S. Government end users are "commercial computer software," "commercial computer software documentation," or "limited rights data" pursuant to the applicable Federal Acquisition Regulation and agency-specific supplemental regulations. As such, the use, reproduction, duplication, release, display, disclosure, modification, preparation of derivative works, and/or adaptation of i) Oracle programs (including any operating system, integrated software, any programs embedded, installed, or activated on delivered hardware, and modifications of such programs), ii) Oracle computer documentation and/or iii) other Oracle data, is subject to the rights and limitations specified in the license contained in the applicable contract. The terms governing the U.S. Government's use of Oracle cloud services are defined by the applicable contract for such services. No other rights are granted to the U.S. Government.

This software or hardware is developed for general use in a variety of information management applications. It is not developed or intended for use in any inherently dangerous applications, including applications that may create a risk of personal injury. If you use this software or hardware in dangerous applications, then you shall be responsible to take all appropriate fail-safe, backup, redundancy, and other measures to ensure its safe use. Oracle Corporation and its affiliates disclaim any liability for any damages caused by use of this software or hardware in dangerous applications.

Oracle®, Java, MySQL, and NetSuite are registered trademarks of Oracle and/or its affiliates. Other names may be trademarks of their respective owners.

Intel and Intel Inside are trademarks or registered trademarks of Intel Corporation. All SPARC trademarks are used under license and are trademarks or registered trademarks of SPARC International, Inc. AMD, Epyc, and the AMD logo are trademarks or registered trademarks of Advanced Micro Devices. UNIX is a registered trademark of The Open Group.

This software or hardware and documentation may provide access to or information about content, products, and services from third parties. Oracle Corporation and its affiliates are not responsible for and expressly disclaim all warranties of any kind with respect to third-party content, products, and services unless otherwise set forth in an applicable agreement between you and Oracle. Oracle Corporation and its affiliates will not be responsible for any loss, costs, or damages incurred due to your access to or use of third-party content, products, or services, except as set forth in an applicable agreement between you and Oracle.

# Contents

<b>1</b>	<b>Release Notes</b>	
	Product Summary	1
	Release Highlights	1
<b>2</b>	<b>Release Enhancements</b>	
	Multiple Tax Definitions	1
	Tax Amount in ACH - Auto Debit Payment Amt	4
	Lease - End of Term Options	5
	Deprecate FPD Batch Job	7
	Back Dated Lease Payoff Quote	8
	No Condition Handling in Customer Layer	9
	Considering Closed Conditions for Fee Assessment	9
	Unique Transaction ID for Customer Payments	10
	OFSLL Qualified on Database 26ai	10
	Discontinuation of C-Based Credit Bureau Support	10
<b>3</b>	<b>Appendix: Seed Data</b>	
<b>4</b>	<b>Appendix: Table Details</b>	
<b>5</b>	<b>Security Fixes</b>	
<b>6</b>	<b>Limitations and Open issues</b>	
<b>7</b>	<b>Components of the Software</b>	
	Documents accompanying the software	1
	Software Components	1

8 Annexure – A: Environment Details

---

9 Annexure – B: Third Party Software Details

---

# Preface

This topic contains following sub-topics:

## Background

Oracle Financial Services Software Limited has developed Oracle Financial Services Lending and Leasing solution. The suite is a comprehensive, end-to-end solution that supports full lifecycle of direct and indirect consumer lending business with Origination, Servicing and Collections modules. This enables financial institutions to make faster lending decisions, provide better customer service and minimize delinquency rates through a single integrated platform. It addresses each of the lending processes from design through execution. Its robust architecture and use of leading-edge industry standard products ensure almost limitless scalability.

## Purpose

The purpose of this Release notes is to highlight the enhancements and bug fixes included in the Oracle Financial Services Lending and Leasing Release.

## Audience

This guide is intended for the following audience:

- Customers
- Partners

## Documentation Accessibility

For information about Oracle's commitment to accessibility, visit the Oracle Accessibility Program website at <http://www.oracle.com/pls/topic/lookup?ctx=acc&id=docacc>.

### **Access to Oracle Support**

Oracle customers that have purchased support have access to electronic support through My Oracle Support. For information, visit <http://www.oracle.com/pls/topic/lookup?ctx=acc&id=info> or visit <http://www.oracle.com/pls/topic/lookup?ctx=acc&id=trs> if you are hearing impaired.

## Critical Patches

Oracle advises customers to get all their security vulnerability information from the Oracle Critical Patch Update Advisory, which is available at [Critical Patches, Security Alerts and Bulletins](#). All critical patches should be applied in a timely manner to make sure effective security, as strongly recommended by [Oracle Software Security Assurance](#).

## Diversity and Inclusion

Oracle is fully committed to diversity and inclusion. Oracle respects and values having a diverse workforce that increases thought leadership and innovation. As part of our initiative to

build a more inclusive culture that positively impacts our employees, customers, and partners, we are working to remove insensitive terms from our products and documentation. We are also mindful of the necessity to maintain compatibility with our customers' existing technologies and the need to ensure continuity of service as Oracle's offerings and industry standards evolve. Because of these technical constraints, our effort to remove insensitive terms is ongoing and will take time and external cooperation.

## Conventions

The following text conventions are used in this document:

**Table**    **Convention**

Convention	Meaning
<b>boldface</b>	Boldface type indicates graphical user interface elements associated with an action, or terms defined in text or the glossary.
<i>italic</i>	Italic type indicates book titles, emphasis, or placeholder variables for which you supply particular values.
monospace	Monospace type indicates commands within a paragraph, URLs, code in examples, text that appears on the screen, or text that you enter.

## Screenshot Disclaimer

Personal information used in the interface or documents is dummy and does not exist in the real world. It is only for reference purposes.

## Abbreviations and Abbreviations

**Table**    **Abbreviations**

Abbreviation	Description
OFSL	Oracle Financial Services Lending and Leasing
GL	General Ledger
XLF	Extended Log Format
JSF	Java Server Faces
EAR	Enterprise Application Archive
UI	User Interface
ACH	Automated Clearing House
XML	Extensible Markup Language
WSDL	Web Services Description Language

# 1

## Release Notes

This topic provides the information about the release notes added to the product in this release.

This topic contains the following subtopics:

### Product Summary

This topic provides the information on the product summary from the product in this release.

Oracle Financial Services Lending and Leasing Release built to meet various challenges faced by financial institutions. It addresses each of the lending processes from design through execution. Its unique value lies in its ability to provide the business with predefined processes and an excellent framework that addresses business risk and compliance needs.

### Release Highlights

This topic provides the information on the release highlights added to the product in this release.

The scope of the current Oracle Financial Services Lending and Leasing release is to deliver the following enhancements:

#### Functional Enhancements

- Support Multiple internal tax definitions and corresponding balances/transactions to handle the payments.
- Reschedule transactions for Loan/Lease Amortized Methods.
- Enhanced ACH auto-debit to include applicable tax amounts along with principal and interest when amount is set to zero.
- Deprecated first payment deduction batch job and first bill for Lease Advance is posted by billing batch.
- Enabled backdated Payoff Quote for lease accounts with validations, transaction reversals/ reposting, and restrictions based on contract and accrual types.
- Print Lease End of Term Options in Payoff Quote.
- Enhanced custom package handling to pass original condition values instead of NO\_CONDITION.
- Considering closed conditions in fee assessment.
- Introduced unique Transaction ID generation for customer payments using Sequence Number and Timestamp to eliminate duplicates in suspense payments.

#### API Enhancements

- GET service to fetch Customer/Business Statements.

#### Technical Enhancements

- OFSLL Qualified on Database 26ai.
- Starting with version 15.0.0.0.0, C-based support has been discontinued. The existing C-based processing for TransUnion, Equifax, and Experian has been upgraded via a Java-based implementation.

# 2

## Release Enhancements

This topic provides the information about the Release Enhancements for the current release.

This topic contains the following subtopics:

### Multiple Tax Definitions

This topic provides information about enhancements in the multiple tax definitions.

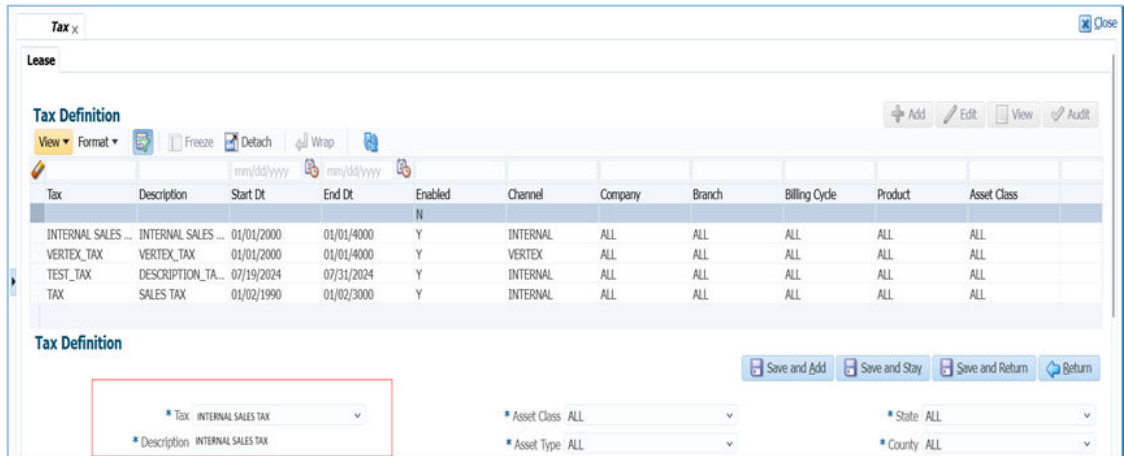
Support Multiple internal tax definitions and corresponding balances/transactions to handle the payments.

- Renamed the screen label from Sales Tax Definition to Tax Definition.
- User can define the tax definitions and description values in the lookup → Tax Definitions.
- Existing Tax screen which allows user to input Name and description of Tax Definition details; takes reference of new lookup and values.
  - Provided seed data in the lookup with corresponding balances (Following balances indicating corresponding tax definitions part from existing Sales Tax codes) in OFSLL.

**Table 2-1 Tax Type**

Tax Type	Itemization	Balance Type
Value Added Tax Upfront	ITM CASH VALUE ADDED TAX	-
Value Added Tax Stream	-	Value Added Tax
Sales Tax Upfront	ITM CASH SALES TAX	-
Sales Tax Stream	-	Tax (Description: Sales/Use Tax)
Property Tax Upfront	ITM CASH PROPERTY TAX	-
Property Tax Stream	-	Property Tax
Other Tax Upfront	ITM CASH OTHER TAX	-
Other Tax Stream	-	Other Tax

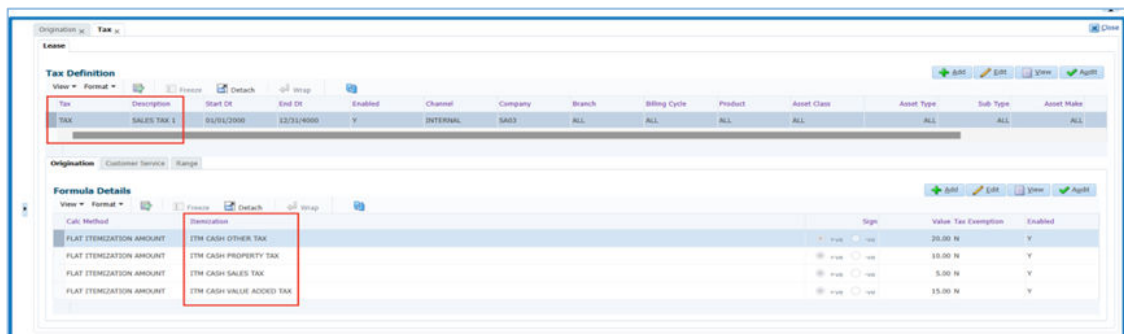
Figure 2-1 Tax



**Limitation and Assumptions:**

- In tax definition screen → Origination / Customer Service → Formula Details system allowing to define multiple calculation methods for same tax definition (Ex: Flat or %Method). No explicit validation is built to restrict this, but system support only either method of calculation and hence user is expected to define only one calculation method for each tax type.
- Users are not expected to disable the tax definition record in the setup. If an active tax definition is not defined, the system will not generate any tax component records.
- On the Setup → Tax definition → Customer Service → Calculation method → This lookup displays three values → Bill, Late Charge and Payoff Quote.
  - When Bill is configured, the system captures the tax dues and displays them in the summary under five tax due buckets.
  - When Late Charge is configured, the system displays the tax dues as Other Dues in the summary screen.
  - When Payoff Quote is configured, the system displays the tax values for reference only, with no impact on the account.
  - For Tax Definition, the system allows multiple itemization records to be added. However, this is not a recommended configuration. Users are expected to maintain only the relevant itemization for each tax definition record.

Figure 2-2 Tax Definition

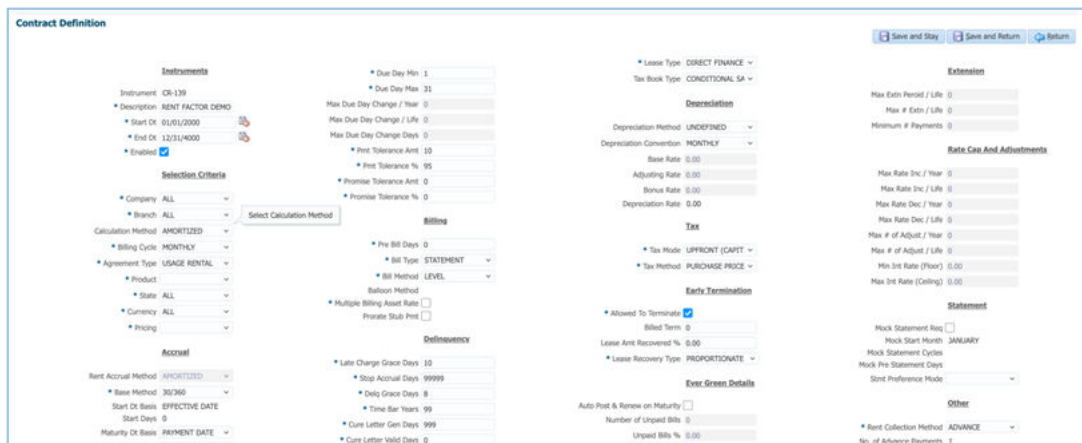


**Setup Screen Changes:**

Lease Contract Screen:

- Renamed the Screen labels.
  - Renamed Sales Tax Method to Tax Method.
  - Renamed Sales Tax Mode to Tax Mode.

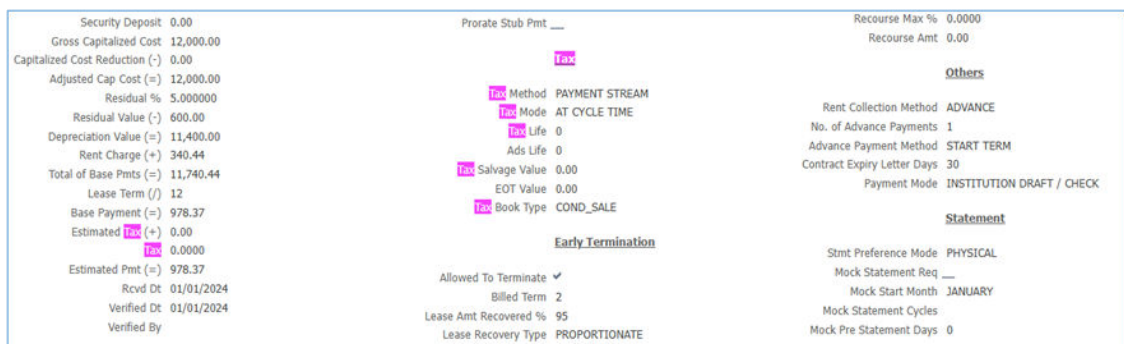
**Figure 2-3 Contract Definition**



Origination Changes:

- System taking reference of TAX itemization to display Estimated Sales Tax in Origination → Funding.
  - If user defines more than one tax definition (Ex: Sales Tax and Property Tax) and provided inputs of tax amount in itemization. System does the sum of all TAX itemization to display Estimated Tax for Stream method only. For upfront, this sum of the tax amounts will be part of Lease Receivables.
- Renamed the Funding Screen labels.
  - Renamed Estimated Sales Tax to Estimated Tax.
  - Renamed Sales Tax to Tax.
  - Renamed Sales Tax Method to Tax Method.
  - Renamed Sales Tax Mode to Tax Mode.

**Figure 2-4 Tax**



**Origination → EDIT Impact:**

ORIGINATION CONTRACT EDITS → XVL:CONTRACT SALES TAX ITEMIZATION AMT SHOULD BE ZERO FOR CYCLE SALES TAX MODE

The above EDIT is currently referring to Sales Tax only. From current release onwards, the EDIT validates all four tax definitions.

**Servicing Changes:**

- Renamed the Summary Screen label.
  - Renamed Sales Tax Dues to Tax Dues.
- Displays information of all the dues independently.

**Figure 2-5 Tax Dues**

Company	Branch	Sub Unit	Account #	Master Account #	Sales Order Number	Master Account	Pro
SA03	SAHQ	UNDEFINED	20240100011583	UNDEFINED	N	SAI	

Account Details					
Dues					
03/01/2024	02/01/2024	01/01/2024			
978.37	978.37	978.37	0.00	0.00	

Tax Dues						Type
03/01/2024	02/01/2024	01/01/2024				
0.00	0.00	0.00	0.00	0.00	0.00	OTHER TAX
97.84	97.84	0.00	0.00	0.00	0.00	PROPERTY TAX
0.00	0.00	0.00	0.00	0.00	0.00	SALES/USAGE TAX
0.00	0.00	0.00	0.00	0.00	0.00	VALUE ADDED TAX

- Provided script to move sales tax balances from accounts table to new proposed tax definition table.
- Impact on Vertex integration handled to call the tax calculation for configured tax balance.
- Since the contract parameter 'Sales Tax Mode/Sales Tax Method' is at contract level, it has the following limitation:
  - User will be able to define multiple taxes, but all the tax types should be defined as either Upfront or Stream.
  - Combination of these methods are not supported.

## Tax Amount in ACH - Auto Debit Payment Amt

This topic provides information about the inclusion of tax amounts in the ACH auto debit payment amount for an account.

Currently, the system creates an auto debit instruction for ACH even when the amount is defined as zero at the ACH definition level.

System has to include the tax amount in the debit amounts, while creating debit instruction.

**Proposed Change:**

- While defining the ACH amount, if the user provided the Amount as ZERO, system generates the debit instruction for due amount of account like Principal and Interest.
- The system includes applicable tax amounts in the ACH auto debit based on the following configuration:
  - The list of tax amounts has to be referred from the lookup → Tax Definitions and subcode = ACH\_INCLUDE.

- This change is applicable for recurring and one-time ACH instructions.

## Lease - End of Term Options

This topic provides the release highlights for Lease - End of Term Options.

### Introduced the following List of new Placeholders:

Introduced the following fields in Collateral → Valuations tab (Origination / Servicing / Collateral Management) screen & collateral related web services.

**Table 2-2 Placeholders**

Residual Value (Book Value)	Account Table → ACC_RESIDUAL_VAL_CUR
Residual Value (Market Value)	Collateral Tab → Valuations Tab → Retail Amt (Current indicator = Y)
Depreciation (Market Value)	Refer ACCOUNT_BALANCES_AMORTIZE → ABA_BAL minus ABA_BAL_EARNED

### Changes to Lease Payoff Quote Transaction:

Currently, Lease Payoff Quote has the ability to generate payoff quote including information like With/Without Buyout + adhoc costs of termination, Outstanding dues etc.

- This payoff quote transaction is enhanced to support generating payoff quote for other lease end of term options considering the collateral residual value (Market value) like:
  - Evergreen
  - Upgrade

### Solution Approach:

- To support this feature, introduced the following transaction parameters in the existing transaction (continue the sequence numbers of transaction parameters of Lease Payoff Quote).

**Table 2-3 Solution Approach**

<b>Calculate Upgrade</b>	Refer lookup → YES_NO_CD	If user provides the value of this parameter as Y, system calculates Upgrade value of asset. Also, system validates that New Asset Value is greater than ZERO.
New Asset Value	NA	This field is only for that specific transaction (Not saved).
Residual Valuation	Existing lookup → RESIDUAL_VALUATION_CD (RESIDUAL VALUATION CODES)	<ul style="list-style-type: none"> <li>If the value selected is Contract Value, system considers book value of the asset.</li> <li>If the value selected is Fair Market Value, system considers the market value of the asset.</li> </ul>
Upgrade Fee	NA	-
<b>Calculate Evergreen</b>	Refer lookup → YES_NO_CD	If user provides the value of this parameter as Y, system calculates Evergreen value of asset. Also, system validates that Evergreen Renewal Cycle should be greater than ZERO.

**Table 2-3 (Cont.) Solution Approach**

Inflation Rate	NA	This field is only for that specific transaction Refers for calculation.
Evergreen Renewal Cycles	NA	System checks the current billing cycle of the account to consider the value of renewal cycles. <b>Example:</b> If the billing cycle of the account is Monthly, the input value given is considered as Monthly.

**Table 2-4 Calculation**

Estimated Upgrade Cost	Estimated Upgrade Cost = (New Asset Value – Residual Value of Current Asset) + Upgrade Fee	<p><b>Example:</b> New Asset Value: \$50,000 Residual Value of Asset: \$30,000 Upgrade Fee: \$2,000 <b>Upgrade Cost</b> = (50,000 – 30,000) + 2,000 = 20,000 + 2,000 = <b>22,000</b></p>	<p><b>New Asset Value</b> = Takes reference from txn parameter. <b>Residual value of Asset</b> = Depending on txn parameter (Residual Valuation), if it is book value, refer 'Accounts' table <b>or</b> if it is Market value → Refer 'Collateral' → 'Valuation' tab where current record = Y. If No valuation record is available; considers the book value. <b>Upgrade Fee:</b> Takes reference from transaction parameter.</p>
Estimated Evergreen Amt	Estimated Evergreen Amt = Initial Lease Payment * (1+Inflation Rate) - Depreciation Adjustment	<p><b>Example:</b> Initial Lease Payment: \$500/month Inflation Rate: 12% per year Depreciation Value for cycle: \$50/month <b>Assuming a one-year renewal:</b> Evergreen Lease Payment = 500 * (1+0.01) – 50 = (500 *1.03) – 50 = <b>451.25</b> <b>Note:</b> System annualizes the numbers to arrive the result. <b>Example:</b> In above case, since billing cycle in Monthly, system converts inflation rate to monthly.</p>	<p><b>Initial Lease Payment</b> = Takes reference from 'Accounts' table → Pmt Amt Cur. <b>Inflation Rate</b> = Takes input from transaction parameters. <b>Depreciation Value</b> = Refer ACCOUNT_BALANCES_AMORTIZE → ABA_BAL minus ABA_BAL_EARNED. <b>Evergreen Renewal Cycle</b> = Takes reference from transaction parameter.</p>

**Outcome:**

- The system calculates and prints the Upgrade and Evergreen values, if user provides the required input in the Payoff quote transaction parameters.

- In Payoff Quote, system refers the valuations from latest valuation record, where current indicator = Y, for current asset = Y.
- In case of back dated payoff quote, system refers to corresponding valuation record, based on the date.
- If certain value results in negative, system prints the ZERO value as result for Upgrade and Evergreen Options.

**Figure 2-6 Presentation Example**

```

OVERDUE PAYMENTS =GBP 5,551.50
LEASE RECEIVABLE =GBP 16,048.50
ACCRUED INTEREST =GBP 196.27
ADJUSTMENT TO DEPRECIATION =GBP <15.00>
ADVANCE / PRINCIPAL =GBP 0.00|
INTEREST =GBP 0.00
OTHER TAX =GBP 0.00
UNBILLED FEE USAGE =GBP 0.00
EARLY TERMINATION FEE =GBP 5.00
DISPOSTION FEE =GBP 10.00
OTHER FEE =GBP 2.00
RESIDUAL AMOUNT (BOOK VALUE) =GBP 2,400.00
RESIDUAL AMOUNT (MARKET VALUE) =GBP 5,000.00
PAYOFF QUOTE (excluding residual and credit balance amount) = GBP 23,801.30
PAYOFF QUOTE (including residual amount) = GBP 26,201.30
-----
ESTIMATED EVERGREEN AMT =GBP 1,943
ESTIMATED UPGRADE COST = GBP 0.00
-----
*Note: Residual Value / Amount is not considered as part of Delinquency tracking.
***** Transaction Posting Successful *****

```

**In the above payoff quote, following additional changes are taken up:**

- The Residual Amount field is now labeled as RESIDUAL AMOUNT (BOOK VALUE).
- Introduced new row RESIDUAL AMOUNT (MARKET VALUE), refer to Collateral → Valuations → Retail Value.
- While calculating value for PAYOFF QUOTE (including residual amount), system refers either Residual Income Book Value or Market Value based on contract parameter → Residual valuation (under Residual Details' block).
- If the 'Residual Valuation' is None/BV, refer Book Value, If its Market value, refers market value (Collateral → Valuations Tab → Retail Value or if no market value record is existing, system refers the book value.
- In case of a back dated Payoff Quote, the system considers the Payoff Generate Date to refer the valuation dates in collateral screen.

## Deprecate FPD Batch Job

This topic provides information on depreciating the FPD batch job.

**Requirement:**

The system automatically posts payment transactions for lease accounts configured under the Advance method, when the batch job SET-TPE → TXNFPD\_BJ\_100\_01 → FIRST PMT DEDUCTION PROCESSING is run.

- This batch is deprecated and first bill for Lease Advance method will be generated as part of SET-TPE – Billing job run.

**Applicability:**

- The changes are applicable to the Lease module only. The batch job SET-TPE → TXNFPD\_BJ\_100\_01 is deprecated, and the first bill for the Lease Advance method is now generated as part of the SET-TPE – Billing job run.
- Currently, system deducting the first bill amount from 'lease advance' balance to generate repayment schedule (since bill and payment auto posted by batch). After this change, system will not reduce any 1st bill amount and repayment schedule is generated based on lease Advance amount.

**System will NOT validate these EDITS for Lease → Advance Method Only. (Both for Contract and API EDITS)**

- XVL : CONTRACT ACH START DT - PRENOTE DAYS <= CONTRACT DT
- XVL : CONTRACT ACH START DT < FIRST PAYMENT DATE (Configured this default value of EDIT as Warning).

**Assumption:**

System generates the Income/Repayment schedule for Lease → Advance method assuming the first payment is received. Hence system considers the outstanding due balance (Lease Receivables - First Bill Amt) to generate the schedules. User has to post payment operationally for first bill. (FPB batch use to post bill and first payment on account creation, which will happen now, due to deprecation of batch job).

## Back Dated Lease Payoff Quote

This topic provides information on the Backdated Lease Payoff Quote.

Provided the ability to backdate a Payoff Quote for the purpose of identifying the total balance on an account as of a specific date for Lease.

System generates a backdated Payoff quote amount based on the outstanding balance amount as on that date.

Following are the changes required to implement this feature for lease:

- The system validates the Transaction Date and Payoff Quote Valid Up to Date parameters of the Payoff Quote Lease monetary transaction, these shouldn't be less than GL date.
- Provided a new **Backdated Payoff Quote Lease** Monetary Transaction as follows
  - Under Transaction Codes > Transaction Codes provide a new record.

**Validations:**

PAYOFF QUOTE VALID UPTO DATE - Maximum of Contract Date and Account Back dated date, else, raise an error.

- System allows back dated payoff quote only maximum up to the contract date of the account. In case if the back date entered is beyond the maximum of contract date and

account backdated date, system should display an error message Back dated payoff quote is not allowed beyond the contract date or Max backdated date.

- In case user entered valid back date for 'Payoff Quote Valid Up to Date', system does the following:
    - Reverses all the Monetary Transactions posted on the account from the date after Payoff Quote Valid Up to Date.
    - System considers all the balances required to compute the payoff quote and arrive the back dated payoff quote value.
    - Now system reposts the all reversed Monetary Transactions and show the Payoff quote and change the transaction status to Posted. This means a new transaction record will be created on the 'Transactions' tab with the payoff quote amount arrived.
    - This transaction is applicable for Rent Factor, Interest Bearing and Amortized accrual methods, but not allowed for Usage, Rental, and Usage Rental based contracts - raise an error when its posted.
- \* **Error Message:** Payoff Quote not available for Lease Types - Usage, Rental.

#### Note

Reversal of this transaction is not permitted.

## No Condition Handling in Customer Layer

This topic provides information about enhancements in the no condition handling in customer layer.

NO\_CONDITION in custom package is handled to display the original condition.

After closing any condition, if no other conditions remains on the account, the system internally posts NO\_CONDITION and then invokes the custom package. However, at the time the custom package is called, the system has already updated the original condition values to NO\_CONDITION.

#### **Behavior before change:**

The custom package receives NO\_CONDITION instead of the original condition values.

#### **Behavior after change:**

The custom package receives the original condition values before they are updated to NO\_CONDITION.

For example: No-Condition represents shadow condition

- Delinquency condition is driven by event on account.
- After this change, if delinquency condition is closed on account, OFSLL provided facility in extension layer to configure and pass Delinquency as condition (rather passing back No-Condition to custom package).

## Considering Closed Conditions for Fee Assessment

This topic provides information about considering closed conditions while performing fee assessment for an account.

In the base process, the system takes the condition start date into consideration.

- System considers the closed conditions by referring the condition history table, while assessing the fee.

For example:

01 Jan 2025 – Account created.

01 Feb 2025 – First bill generated.

- Condition on account posted Stop FLC. (Applicable only from 01 Feb 2025 to 28 Feb 2025).
- Payment Received as on 5th Feb 2025 and hence no FLC calculated.
- System closed the condition on 28th Feb 2025.
- On March 1st 2025, reverse the payment posted on 5th Feb 2025.
  - System will not calculate FLC, considering the condition posted on account (not to calculate the late fee).
  - This is achieved by taking reference of condition history.

## Unique Transaction ID for Customer Payments

This topic provides information about the generation and usage of a unique transaction ID for customer payments to ensure proper tracking and reconciliation.

In case of suspense payments, currently system is generating Txn ID as 99999+TimeStamp.

- If a payment file has multiple suspense payments, system not able to handle duplicate suspense records with existing logic.

To handle the above challenge, in place of 9999 before Timestamp, system will now generate Sequence Number appended by time stamp.

For example: Sequence # + Time Stamp (Just like any transaction).

## OFSLL Qualified on Database 26ai

This topic describes the qualification of OFSLL on Oracle Database 26ai.

OFSLL has been successfully qualified and is fully compatible with Oracle Database 26ai, ensuring seamless integration and reliable performance within the latest database environment. This qualification confirms that OFSLL meets all necessary technical, functional, and operational standards required to run efficiently on Oracle Database 26ai. Organizations can confidently deploy and operate OFSLL on this platform, benefiting from enhanced stability, improved performance and alignment with Oracle's most recent database innovations and features.

## Discontinuation of C-Based Credit Bureau Support

This topic provides information about the discontinuation of C-based credit bureau support and its replacement with a Java-based implementation.

Starting with version 15.0.0.0.0, C-based support has been discontinued. The existing C-based processing for TransUnion, Equifax, and Experian has been upgraded via a Java-based

implementation to boost scalability, maintainability, and integration features, while preserving compatibility with the existing system behavior.

To configure the Java-based credit bureau integration:

1. On the **Setup**, click **User**. Under **User**, click **Credit Bureau**. Under **Credit Bureau**, and click **Report Format**. In the Report Format Details section, configure the 'External Report' field value as Y.
2. On the **Dashboard**, click **System Monitor**. Under **System Monitor**, click **JMS Queues**. Under **JMS Queues**, then click **Status**. Verify that the Credit Bureau MDB (service) is in the RUNNING state.
3. Create or verify the WebLogic key credentials related to the bureau.

# 3

## Appendix: Seed Data

This topic provides the seed data information.

Seed data for all the impacted modules against specific enhancement is available in the link [https://docs.oracle.com/en/industries/financial-services/financial-lending-leasing/15.1.0.0.0/datad/Seed\\_data\\_15.1\\_release.xlsx](https://docs.oracle.com/en/industries/financial-services/financial-lending-leasing/15.1.0.0.0/datad/Seed_data_15.1_release.xlsx).

# 4

## Appendix: Table Details

This topic provides the table details information.

This section provides the list of new and modified tables introduced in this release.

**Table 4-1 New Table**

Table Name	Archive Table Name
ACCOUNT_TAX_DUES	O/OO/X_/ACCOUNT_TAX_DUES
ACCOUNT_TAX_DUE_DATE_HISTORY	O/OO/X_/ACCOUNT_TAX_DUE_DATE_HISTORY
API_ACCOUNT_TAX_DUE_DT_HISTORY	NA
IACCOUNT_TAX_DUE_DT_HISTORY	NA

**Table 4-2 Modified Tables**

Table Name	Archive Table Name	New Column Added	Data Type
TXNS_TEMP	O/OO/X_/TXNS_TEMP	TXN_ASE_UPGRADE_IND	VARCHAR2(30)
TXNS	O/OO/X_/TXNS	TXN_RESIDUAL_VALUATION_CD	VARCHAR2(30)
TXNS_TEMP	O/OO/X_/TXNS_TEMP	TXN_RESIDUAL_VALUATION_CD	VARCHAR2(30)
TXNS	O/OO/X_/TXNS	TXN_ASE_VALUE_AMT	NUMBER
TXNS_TEMP	O/OO/X_/TXNS_TEMP	TXN_ASE_VALUE_AMT	NUMBER
TXNS	O/OO/X_/TXNS	TXN_ASE_UPGRADE_FEE_AMT	NUMBER
TXNS_TEMP	O/OO/X_/TXNS_TEMP	TXN_ASE_UPGRADE_FEE_AMT	NUMBER
TXNS	O/OO/X_/TXNS	TXN_ASE_VAL_EVG_IND	VARCHAR2(30)
TXNS_TEMP	O/OO/X_/TXNS_TEMP	TXN_ASE_VAL_EVG_IND	VARCHAR2(30)
TXNS	O/OO/X_/TXNS	TXN_INFLATION_RATE_PER	NUMBER
TXNS_TEMP	O/OO/X_/TXNS_TEMP	TXN_INFLATION_RATE_PER	NUMBER
TXNS	O/OO/X_/TXNS	TXN_EVG_RENEW_CYCLE	NUMBER
TXNS_TEMP	O/OO/X_/TXNS_TEMP	TXN_EVG_RENEW_CYCLE	NUMBER
TXNS_NON_MONETARY_TEMP	O/OO/X_/TXNS_NON_MONETARY_TEMP	TXN_ASE_UPGRADE_IND	VARCHAR2(30)

**Table 4-2 (Cont.) Modified Tables**

Table Name	Archive Table Name	New Column Added	Data Type
TXNS_NON_MONETAR Y_TEMP	O/OO/X_/TXNS_NON_MONETAR Y_TEMP	TNM_ASE_VALUE_AM T	NUMBER
TXNS_NON_MONETAR Y_TEMP	O/OO/X_/TXNS_NON_MONETAR Y_TEMP	TNM_ASE_UPGRADE_ FEE_AMT	NUMBER
TXNS_NON_MONETAR Y_TEMP	O/OO/X_/TXNS_NON_MONETAR Y_TEMP	TNM_ASE_VAL_EVG_I ND	VARCHAR2(30)
TXNS_NON_MONETAR Y_TEMP	O/OO/X_/TXNS_NON_MONETAR Y_TEMP	TNM_INFLATION_RATE _PER	NUMBER
TXNS_NON_MONETAR Y_TEMP	O/OO/X_/TXNS_NON_MONETAR Y_TEMP	TNM_EVG_RENEW_CY CLE	NUMBER
ACCOUNT_REVENUE_ SCHEDULE	O/OO/ ACCOUNT_REVENUE_ SCHEDULE	ARU_SET_ID	NUMBER
ACCOUNT_REVENUE_ SCHEDULE	O/OO/ ACCOUNT_REVENUE_ SCHEDULE	ARU_PARENT_SET_ID	NUMBER

# 5

## Security Fixes

-NA-

# 6

## Limitations and Open issues

-NA-

# 7

## Components of the Software

This topic provides the information about the components of the software.

This topic contains the following subtopics:

### Documents accompanying the software

The various documents accompanying the software are as follows:

- Patch Release Notes
- Patch Installation Guide
- Installer Kit

### Software Components

Software Components of this patch release are as follows:

- Core
  - UI Components Ear file (JSF, XML, XLF, JSFF)
  - Stored Procedures (Packages, Views, Java Stored procedures)
  - Reporting Components(Data models(xdm), Reports(xdo, rtf))
  - BIP / canned reports
- Interface
  - Stored Procedures (Packages, Views, Types)
  - The WSDL files for the service supported
  - XSD Structure (dictionary) for the web service
  - Configuration files for the web service
  - Java classes for the web service
  - The service documents – describing the services
  - Extensibility Document – Describes customization for the services.
- Installation utilities
  - Script based installation for Database components
  - Installation documents for Database, UI, Web services

# 8

## Annexure – A: Environment Details

This topic provides information about the environment details.

**Table 8-1 Environment Details**

Component	Deployment option	Machine	Operating System	Software	Version		
Oracle Financial Services Lending and Leasing	Centralized	Application server	Oracle Enterprise Linux 8.x	Oracle Web Logic Enterprise Edition (Fusion Middleware Infrastructure installer – includes ADF and RCU)	14.1.2.0.0		
				Oracle JDK	jdk-21.0.10		
				Application Development Framework	14.1.2.0.0		
				Oracle AI Database Enterprise Edition	23.26.1.0.0		
				Database Server		Oracle Analytics Publisher	26.01.0.0.0
				Reporting Server			
				Client Machines	Windows 11	Microsoft Edge (64 Bit)	139.0.3405.102
						Mozilla Firefox (32 Bit)	128.13.0esr
						Google Chrome (64 Bit)	139.0.7258.127 (Official Build) (64-bit)
					Mac OS X	Apple Safari (64 Bit)	26.3

**Note**

Organizations must evaluate their needs for Oracle Partitioning License option.

**Note**

Application (UI) Performance may degrade if the network bandwidth is low for the Chrome Browser.

# 9

## Annexure – B: Third Party Software Details

This topic describes about the license information for third-party software.

For information on the third-party software, refer the **Oracle Financial Services Lending and Leasing License Guide** of this release.