

Oracle® FLEXCUBE Investor Servicing

Oracle FLEXCUBE Investor Servicing Installer Troubleshooting



Release 14.8.0.0.0
G32100-02
April 2025

ORACLE®

G32100-02

Copyright © 2007, 2025, Oracle and/or its affiliates.

This software and related documentation are provided under a license agreement containing restrictions on use and disclosure and are protected by intellectual property laws. Except as expressly permitted in your license agreement or allowed by law, you may not use, copy, reproduce, translate, broadcast, modify, license, transmit, distribute, exhibit, perform, publish, or display any part, in any form, or by any means. Reverse engineering, disassembly, or decompilation of this software, unless required by law for interoperability, is prohibited.

The information contained herein is subject to change without notice and is not warranted to be error-free. If you find any errors, please report them to us in writing.

If this is software, software documentation, data (as defined in the Federal Acquisition Regulation), or related documentation that is delivered to the U.S. Government or anyone licensing it on behalf of the U.S. Government, then the following notice is applicable:

U.S. GOVERNMENT END USERS: Oracle programs (including any operating system, integrated software, any programs embedded, installed, or activated on delivered hardware, and modifications of such programs) and Oracle computer documentation or other Oracle data delivered to or accessed by U.S. Government end users are "commercial computer software," "commercial computer software documentation," or "limited rights data" pursuant to the applicable Federal Acquisition Regulation and agency-specific supplemental regulations. As such, the use, reproduction, duplication, release, display, disclosure, modification, preparation of derivative works, and/or adaptation of i) Oracle programs (including any operating system, integrated software, any programs embedded, installed, or activated on delivered hardware, and modifications of such programs), ii) Oracle computer documentation and/or iii) other Oracle data, is subject to the rights and limitations specified in the license contained in the applicable contract. The terms governing the U.S. Government's use of Oracle cloud services are defined by the applicable contract for such services. No other rights are granted to the U.S. Government.

This software or hardware is developed for general use in a variety of information management applications. It is not developed or intended for use in any inherently dangerous applications, including applications that may create a risk of personal injury. If you use this software or hardware in dangerous applications, then you shall be responsible to take all appropriate fail-safe, backup, redundancy, and other measures to ensure its safe use. Oracle Corporation and its affiliates disclaim any liability for any damages caused by use of this software or hardware in dangerous applications.

Oracle®, Java, MySQL, and NetSuite are registered trademarks of Oracle and/or its affiliates. Other names may be trademarks of their respective owners.

Intel and Intel Inside are trademarks or registered trademarks of Intel Corporation. All SPARC trademarks are used under license and are trademarks or registered trademarks of SPARC International, Inc. AMD, Epyc, and the AMD logo are trademarks or registered trademarks of Advanced Micro Devices. UNIX is a registered trademark of The Open Group.

This software or hardware and documentation may provide access to or information about content, products, and services from third parties. Oracle Corporation and its affiliates are not responsible for and expressly disclaim all warranties of any kind with respect to third-party content, products, and services unless otherwise set forth in an applicable agreement between you and Oracle. Oracle Corporation and its affiliates will not be responsible for any loss, costs, or damages incurred due to your access to or use of third-party content, products, or services, except as set forth in an applicable agreement between you and Oracle.

Contents

Preface

Purpose	i
Audience	i
Documentation Accessibility	i
Critical Patches	ii
Diversity and Inclusion	ii
Conventions	ii
Screenshot Disclaimer	ii
Acronyms and Abbreviations	ii

1 Installer Troubleshooting

1.1	Check Logs	1
1.2	Troubleshoot Abrupt Exit from Installer	2
1.3	Configure Oracle FLEXCUBE Investor Servicing Installer	4

Preface

Oracle FLEXCUBE Investor Servicing is a comprehensive mutual funds automation software from Oracle® Financial Servicing Software Ltd.©.

You can use the system to achieve optimum automation of all your mutual fund investor servicing processes, as it provides guidelines for specific tasks, descriptions of various features and processes, and general information.

This topic contains the following sub-topics:

- [Purpose](#)
- [Audience](#)
- [Documentation Accessibility](#)
- [Critical Patches](#)
- [Diversity and Inclusion](#)
- [Conventions](#)
- [Screenshot Disclaimer](#)
- [Acronyms and Abbreviations](#)

Purpose

This manual is designed to help acquaint you with the installation of **Oracle FLEXCUBE Investor Servicing** application.

Audience

This manual is intended for the following User/User Roles:

Table 1 Users and Roles

Users	Roles
Implementation team	Implementation of Oracle FLEXCUBE Investor Servicing
Presales team	Install Oracle FLEXCUBE Investor Servicing for demo purpose
Bank personnel	Who installs Oracle FLEXCUBE Investor Servicing

Documentation Accessibility

For information about Oracle's commitment to accessibility, visit the Oracle Accessibility Program website at <http://www.oracle.com/pls/topic/lookup?ctx=acc&id=docacc>.

Access to Oracle Support

Oracle customer access to and use of Oracle support services will be pursuant to the terms and conditions specified in their Oracle order for the applicable services.

Critical Patches

Oracle advises customers to get all their security vulnerability information from the Oracle Critical Patch Update Advisory, which is available at [Critical Patches, Security Alerts and Bulletins](#). All critical patches should be applied in a timely manner to ensure effective security, as strongly recommended by [Oracle Software Security Assurance](#).

Diversity and Inclusion

Oracle is fully committed to diversity and inclusion. Oracle respects and values having a diverse workforce that increases thought leadership and innovation. As part of our initiative to build a more inclusive culture that positively impacts our employees, customers, and partners, we are working to remove insensitive terms from our products and documentation. We are also mindful of the necessity to maintain compatibility with our customers' existing technologies and the need to ensure continuity of service as Oracle's offerings and industry standards evolve. Because of these technical constraints, our effort to remove insensitive terms is ongoing and will take time and external cooperation.

Conventions

The following text conventions are used in this document:

Convention	Meaning
boldface	Boldface type indicates graphical user interface elements associated with an action, or terms defined in text or the glossary.
<i>italic</i>	Italic type indicates book titles, emphasis, or placeholder variables for which you supply particular values.
monospace	Monospace type indicates commands within a paragraph, URLs, code in examples, text that appears on the screen, or text that you enter.

Screenshot Disclaimer

Personal information used in the interface or documents is dummy and does not exist in the real world. It is only for reference purposes.

Acronyms and Abbreviations

The list of the acronyms and abbreviations used are as follows:

Table 2 Acronyms and Abbreviations

Abbreviation	Description
FCIS	Oracle FLEXCUBE Investor Servicing
OEM	Oracle Enterprise Manager

Table 2 (Cont.) Acronyms and Abbreviations

Abbreviation	Description
EMS	Electronic Messaging Service
EJB	Enterprise Java Bean
MDB	Message Driven Beans

1

Installer Troubleshooting

This topic guides you through the troubleshooting methods while installing **Oracle FLEXCUBE Investor Servicing**.

If you encounter any issues during the installation, you can follow the troubleshooting methods described here to figure out the error and then troubleshoot it.

This topic contains the following sub-topics:

- [Check Logs](#)
This topic gives instructions to find out an error that occurs during **Oracle FLEXCUBE Investor Servicing** installation.
- [Troubleshoot Abrupt Exit from Installer](#)
This topic provides the systematic instructions to troubleshoot abrupt exits from the installation process on the Windows operating system.
- [Configure Oracle FLEXCUBE Investor Servicing Installer](#)
This topic gives instructions to configure Oracle FLEXCUBE Investor Servicing Installer.

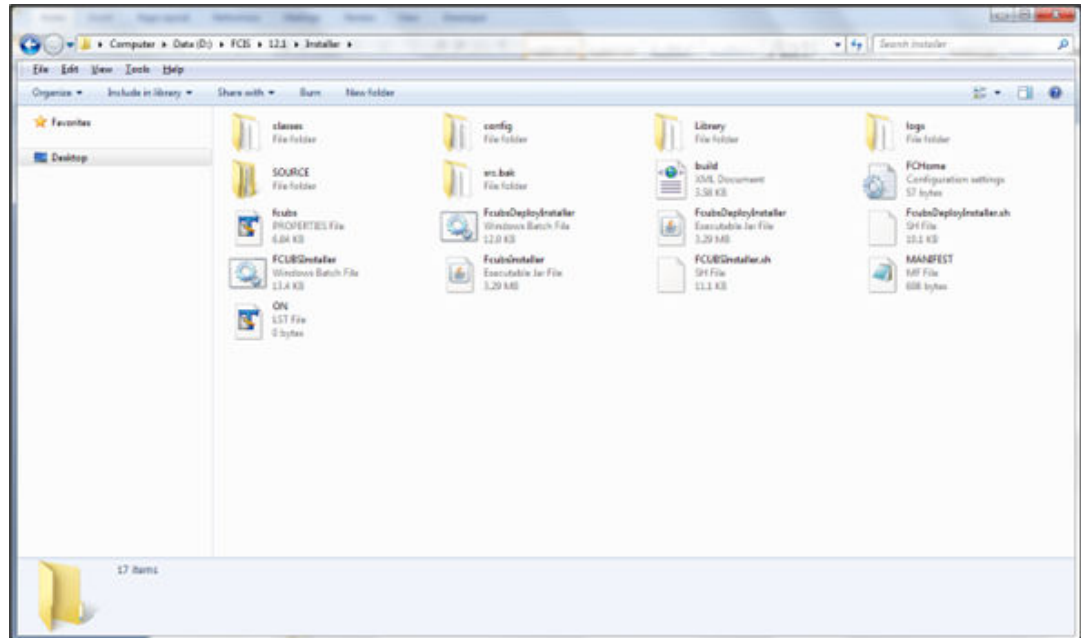
1.1 Check Logs

This topic gives instructions to find out an error that occurs during **Oracle FLEXCUBE Investor Servicing** installation.

If you get an error message while doing an **Oracle FLEXCUBE Investor Servicing** installation activity, check the log file to figure out the part of the code that caused the error. The log contains detailed information about executed methods and the type of error, if any.

1. Open the **logs** folder to check the log file in the Oracle FLEXCUBE Investor Servicing Installer source in the local system.

Figure 1-1 Oracle FLEXCUBE Investor Servicing Installer log file



2. In the **logs** folder, locate the log file **FCUBSInstaller.log**, and open it.

The **FCUBSInstaller.log** file gets opened. The **FCUBSInstaller.log** file contains detailed information about the methods executed.

1.2 Troubleshoot Abrupt Exit from Installer

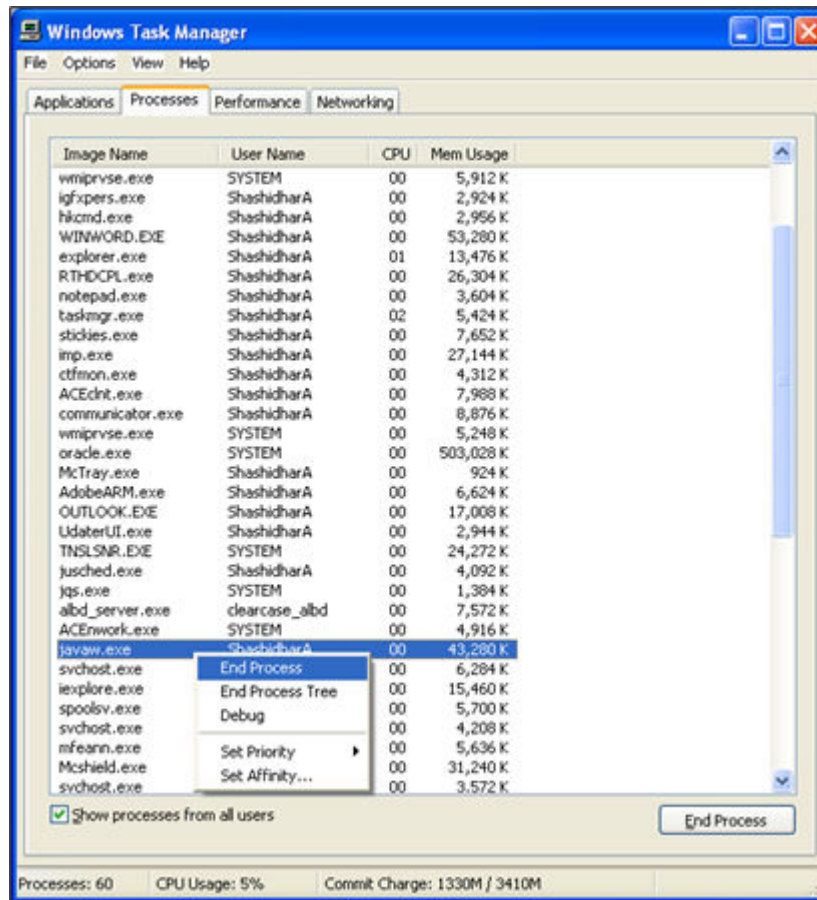
This topic provides the systematic instructions to troubleshoot abrupt exits from the installation process on the Windows operating system.

For some reason, the **Oracle FLEXCUBE Investor Servicing** Installer stops responding and you are not able to proceed further, you may need to exit the Installer and restart the process. If you exit the Installer when it has stopped responding, the application will be closed but the process will still be running in the background. In case of abrupt exits, you need to manually end the process running in the background.

1. Exit the **Oracle FLEXCUBE Investor Servicing** Installer.
2. Open **Task Manager**.

The **Windows Task Manager** window displays.

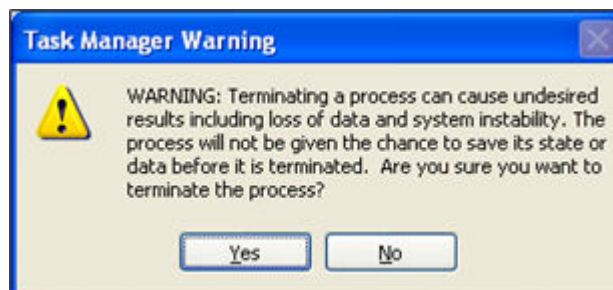
Figure 1-2 Windows Task Manager



3. On the **Windows Task Manager** window, under **Processes** tab, locate the **javaw.exe** process.
4. Right-click the **javaw.exe** process, and click **End Process**.

The **Task Manager Warning** pop-up window displays a warning message.

Figure 1-3 Task Manager Warning Message



5. Click **Yes** to accept the message.

This will end all the processes initiated by **Oracle FLEXCUBE Investor Servicing Installer**. This action will also delete the log files or the Destination Directory files which the **Oracle FLEXCUBE Investor Servicing Installer** has accessed earlier.

Note

Delete the file **chk.flg** from the Installer source directory before restarting the Installer.

1.3 Configure Oracle FLEXCUBE Investor Servicing Installer

This topic gives instructions to configure Oracle FLEXCUBE Investor Servicing Installer.

Using **Oracle FLEXCUBE Investor Servicing** Installer, you may need to install Executable.

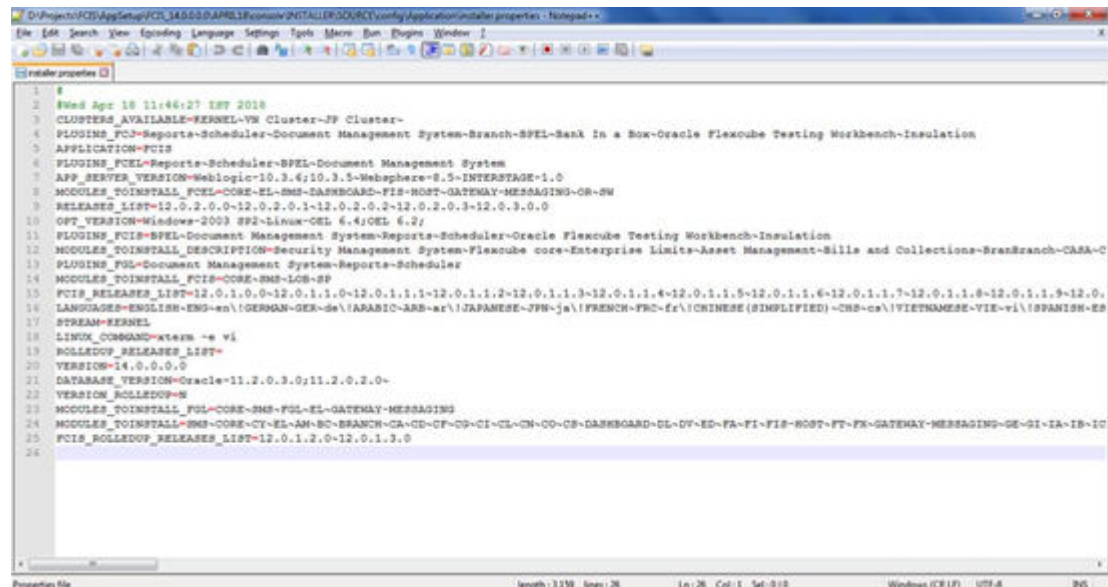
Install Executable

You must check the **installer.properties** file in the Installer source in the local system.

```
<INSTALLER>\SOURCE\config\Application\installer.properties
```

If the Application Server is **WebLogic** and has cluster configurations, then you need to modify the **installer.properties** file to configure the Installer property.

Figure 1-4 Configure Installer



Modify the following property to decide whether the Application Server is WebLogic and the server is in cluster configuration:

APPLICATION_SERVER_CLUSTERED=Y

Example 1-1 Install Executable FCIS_14.0.0.0.0

For installing Executable FCIS_14.0.0.0.0, you need to use the INSTALLER sources from the executable shipment location.