

Oracle® FCCM Know Your Customer Cloud Service

Jurisdiction Pipeline Mapping



Release 24.08.01

G11339-02

August 2024

The Oracle logo, consisting of a solid red square with the word "ORACLE" in white, uppercase, sans-serif font centered within it.

ORACLE®

Copyright © 2024, Oracle and/or its affiliates.

This software and related documentation are provided under a license agreement containing restrictions on use and disclosure and are protected by intellectual property laws. Except as expressly permitted in your license agreement or allowed by law, you may not use, copy, reproduce, translate, broadcast, modify, license, transmit, distribute, exhibit, perform, publish, or display any part, in any form, or by any means. Reverse engineering, disassembly, or decompilation of this software, unless required by law for interoperability, is prohibited.

The information contained herein is subject to change without notice and is not warranted to be error-free. If you find any errors, please report them to us in writing.

If this is software, software documentation, data (as defined in the Federal Acquisition Regulation), or related documentation that is delivered to the U.S. Government or anyone licensing it on behalf of the U.S. Government, then the following notice is applicable:

U.S. GOVERNMENT END USERS: Oracle programs (including any operating system, integrated software, any programs embedded, installed, or activated on delivered hardware, and modifications of such programs) and Oracle computer documentation or other Oracle data delivered to or accessed by U.S. Government end users are "commercial computer software," "commercial computer software documentation," or "limited rights data" pursuant to the applicable Federal Acquisition Regulation and agency-specific supplemental regulations. As such, the use, reproduction, duplication, release, display, disclosure, modification, preparation of derivative works, and/or adaptation of i) Oracle programs (including any operating system, integrated software, any programs embedded, installed, or activated on delivered hardware, and modifications of such programs), ii) Oracle computer documentation and/or iii) other Oracle data, is subject to the rights and limitations specified in the license contained in the applicable contract. The terms governing the U.S. Government's use of Oracle cloud services are defined by the applicable contract for such services. No other rights are granted to the U.S. Government.

This software or hardware is developed for general use in a variety of information management applications. It is not developed or intended for use in any inherently dangerous applications, including applications that may create a risk of personal injury. If you use this software or hardware in dangerous applications, then you shall be responsible to take all appropriate fail-safe, backup, redundancy, and other measures to ensure its safe use. Oracle Corporation and its affiliates disclaim any liability for any damages caused by use of this software or hardware in dangerous applications.

Oracle®, Java, MySQL, and NetSuite are registered trademarks of Oracle and/or its affiliates. Other names may be trademarks of their respective owners.

Intel and Intel Inside are trademarks or registered trademarks of Intel Corporation. All SPARC trademarks are used under license and are trademarks or registered trademarks of SPARC International, Inc. AMD, Epyc, and the AMD logo are trademarks or registered trademarks of Advanced Micro Devices. UNIX is a registered trademark of The Open Group.

This software or hardware and documentation may provide access to or information about content, products, and services from third parties. Oracle Corporation and its affiliates are not responsible for and expressly disclaim all warranties of any kind with respect to third-party content, products, and services unless otherwise set forth in an applicable agreement between you and Oracle. Oracle Corporation and its affiliates will not be responsible for any loss, costs, or damages incurred due to your access to or use of third-party content, products, or services, except as set forth in an applicable agreement between you and Oracle.

Contents

Preface

Audience	iv
Help	iv
Documentation Accessibility	iv
Diversity and Inclusion	iv
Related Resources	iv
Conventions	v
Comments and Suggestions	v

1 Jurisdiction Pipeline Mapping

1.1 Adding a Record	1-1
1.2 Deleting a Record	1-1
1.3 Exporting or Importing Records	1-2


Preface

Map Jurisdiction to Pipeline describes how to Map the jurisdiction to pipeline for Oracle Financial Crime and Compliance Management KYC Cloud Service.

Audience

This document is intended for users who are responsible for provisioning and activating Oracle FCCM Know Your Customer Cloud Service or for adding other users who would manage the services, or for users who want to develop Oracle Cloud applications.

Help

Use Help Icon  to access help in the application. If you don't see any help icons on your page, click your user image or name in the global header and select Show Help Icons. Not all pages have help icons. You can also access the <https://docs.oracle.com/en/> to find guides and videos.

Documentation Accessibility

For information about Oracle's commitment to accessibility, visit the Oracle Accessibility Program website at <http://www.oracle.com/pls/topic/lookup?ctx=acc&id=docacc>.

Access to Oracle Support

Oracle customer access to and use of Oracle support services will be pursuant to the terms and conditions specified in their Oracle order for the applicable services.

Diversity and Inclusion

Oracle is fully committed to diversity and inclusion. Oracle respects and values having a diverse workforce that increases thought leadership and innovation. As part of our initiative to build a more inclusive culture that positively impacts our employees, customers, and partners, we are working to remove insensitive terms from our products and documentation. We are also mindful of the necessity to maintain compatibility with our customers' existing technologies and the need to ensure continuity of service as Oracle's offerings and industry standards evolve. Because of these technical constraints, our effort to remove insensitive terms is ongoing and will take time and external cooperation.

Related Resources

For more information, see these Oracle resources:

- Oracle Public Cloud: <http://cloud.oracle.com>

- Community: Use <https://community.oracle.com/customerconnect/> to get information from experts at Oracle, the partner community, and other users.
- Training: Take courses on Oracle Cloud from <https://education.oracle.com/oracle-cloud-learning-subscriptions>.

Conventions

The following text conventions are used in this document:

Convention	Meaning
boldface	Boldface type indicates graphical user interface elements associated with an action, or terms defined in text or the glossary.
<i>italic</i>	Italic type indicates book titles, emphasis, or placeholder variables for which you supply particular values.
monospace	Monospace type indicates commands within a paragraph, URLs, code in examples, text that appears on the screen, or text that you enter.

Comments and Suggestions

Please give us feedback about Oracle Applications Help and guides! You can send an e-mail to: <https://support.oracle.com/portal/>.

1

Jurisdiction Pipeline Mapping

Procedure to Map Pipeline to a Jurisdiction and Entity Type.

After adding or configuring a pipeline, you must create a pipeline job and map them using the job screen. One pipeline can be mapped to multiple jurisdictions. However, one jurisdiction can be associated with only one pipeline job of KYC Onboarding type and one pipeline job of KYC Batch type.



Note:




After you add or edit the mappings in the screen, ensure that you save your changes.

1.1 Adding a Record

Procedure to Map Pipeline to a Jurisdiction and Entity Type.

Use the **Pipeline Jurisdiction Mapping** window to add a new record.

To add a record, follow these steps:

1. Click **Add a Pipeline**  to add the **Pipeline Job Name** field.
2. Select the **Pipeline Job Name** and the **Pipeline Type** get populated automatically. This is added to the **Jurisdiction Pipeline Mapping** grid.
3. Click **Add Jurisdiction**  and select the **Jurisdiction Name** that you want to map. You can map as many jurisdictions as required.
4. Click **Save**  and click **OK** to save the record.
The new record appears on the **Jurisdiction Pipeline Mapping** grid.
5. Click **Cancel** and click **OK** if you want to cancel the pipeline mapping..


1.2 Deleting a Record

Procedure to delete a pipeline job or an entity type-jurisdiction combination.

You can delete a complete Jurisdiction Pipeline Mapping record or delete a mapped Jurisdiction.

Follow the these steps:



1. To delete a complete record, click **Delete**  on the top-right inline with that record. You will receive a message for confirmation.

2. To delete a Jurisdiction mapped to a particular pipeline, click **Delete Jurisdiction**  inline with that jurisdiction of that record.

1.3 Exporting or Importing Records

Procedure to export and import records.

To export or import records, follow these steps:

1. Click **Export Jurisdiction Pipeline Mapping**  to download all records in the selected menu. A .json file will be downloaded to local system.
2. Click **Import Jurisdiction Pipeline Mapping**  and select the .json file.
Uploading the file displays the records on the **Jurisdiction Pipeline Mapping** grid.