

Edge Controller 250

Quick Reference Guide

Purpose

This document describes the basic steps required to begin using the Oracle MICROS Edge Controller 250.

Audience

This document is intended for users of the Oracle MICROS Edge Controller 250.

Customer support

To contact Oracle Customer Support, access My Oracle Support at the following URL: <https://support.oracle.com>

Documentation

Oracle MICROS hardware product documentation, including updates to this Quick Reference Guide, is available on the Oracle Help Center at <http://docs.oracle.com/en/industries/food-beverage/>

FCC statement

This device complies with part 15 of the FCC Rules. Operation is subject to the following two conditions: (1) This device may not cause harmful interference, and (2) this device must accept any interference received, including interference that may cause undesired operation.

License statement

The Oracle MICROS Edge Controller 2 Series Licensing Information User Manual is part of the product documentation under the terms of your Oracle license agreement and is intended to help you understand the program editions, entitlements, restrictions, prerequisites, special license rights, and/or separately licensed third party technology terms associated with the Oracle product. It is available in its entirety on the Oracle Help Center.



Safety and compliance statement

The Oracle MICROS Hardware Safety and Compliance Guide provides product safety and compliance information.



Oracle MICROS Edge Controller 250 with tabletop stand

What's in the box

ITEM	DESCRIPTION
	Oracle MICROS Edge Controller 250
	Tabletop stand

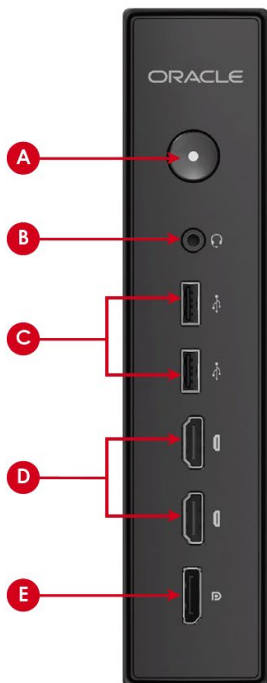


Caution


Do not use any AC/DC adapter other than the one designed for the device or acquired from the manufacturer or its partners.

Never disassemble any portion of the enclosure. It will void any product warranty on the Oracle MICROS Edge Controller 250.

Oracle MICROS Edge Controller 250 basic features



- A** Power Button
- B** Audio Jack
- C** USB 3.0 Port
- D** HDMI
- E** DisplayPort



Initial setup

1. Mount the Edge Controller on the tabletop stand (optional), and then connect the required cables, a USB keyboard, and a USB mouse.
2. Press the power button for 1 second to turn on the Edge Controller.

For Edge Controllers with Microsoft Windows:

Complete the Microsoft Windows setup by following the prompts. Consult your network administrator for help with configuring network and system settings.

For Edge Controllers with no OS installed:

Note

Edge Controllers with no preinstalled OS accept the installation of Oracle Linux or other Linux distributions.

- a. After powering on the Edge Controller, press **ESC** on a connected keyboard during device bootup to enter BIOS setup utility.
- b. Click **Setup Utility**, click **Security** (left side), click **Secure Boot**, and then disable Secure Boot if installing Linux.
- c. Select **Boot** (left side), scroll down and select **USB Boot**, and then enable USB Boot.
- d. Press **F10** to save changes and exit BIOS.
- e. Connect your bootable Linux USB drive.
- f. Power cycle the Edge Controller to reboot, press **ESC** to enter BIOS, select **Boot Manager**, and then select your bootable Linux USB drive.
- g. Power cycle the Edge Controller to boot into the Linux USB setup.

Powering on and off

To power off the Edge Controller, use the Shut Down function provided in the operating system software or press and hold the power button for 1 second.

System recovery (Microsoft Windows Edge Controllers only)

Performing a system recovery removes all data and the current operating system, and then restores the Edge Controller to its out-of-box state.

1. Power on the Edge Controller and wait for a blue screen that briefly appears prior to the OS loading.
2. Select the **OS Restore** option and follow the prompts.

Oracle Legal Notices

Copyright Notice

Copyright © 2022 Oracle and/or its affiliates.

License Restrictions Warranty/Consequential Damages Disclaimer

This software and related documentation are provided under a license agreement containing restrictions on use and disclosure and are protected by intellectual property laws. Except as expressly permitted in your license agreement or allowed by law, you may not use, copy, reproduce, translate, broadcast, modify, license, transmit, distribute, exhibit, perform, publish, or display any part, in any form, or by any means. Reverse engineering, disassembly, or decompilation of this software, unless required by law for interoperability, is prohibited.

Warranty Disclaimer

The information contained herein is subject to change without notice and is not warranted to be error-free. If you find any errors, please report them to us in writing.

Restricted Rights Notice

If this is software or related documentation that is delivered to the U.S. Government or anyone licensing it on behalf of the U.S. Government, then the following notice is applicable:

U.S. GOVERNMENT END USERS: Oracle programs (including any operating system, integrated software, any programs embedded, installed or activated on delivered hardware, and modifications of such programs) and Oracle computer documentation or other Oracle data delivered to or accessed by U.S. Government end users are "commercial computer software" or "commercial computer software documentation" pursuant to the applicable Federal Acquisition Regulation and agency-specific supplemental regulations. As such, the use, reproduction, duplication, release, display, disclosure, modification, preparation of derivative works, and/or adaptation of i) Oracle programs (including any operating system, integrated software, any programs embedded, installed or activated on delivered hardware, and modifications of such programs), ii) Oracle computer documentation and/or iii) other Oracle data, is subject to the rights and limitations specified in the license contained in the applicable contract. The terms governing the U.S. Government's use of Oracle cloud services are defined by the applicable contract for such services. No other rights are granted to the U.S. Government.

Hazardous Applications Notice

This software or hardware is developed for general use in a variety of information management applications. It is not developed or intended for use in any inherently dangerous applications, including applications that may create a risk of personal injury. If you use this software or hardware in dangerous applications, then you shall be responsible to take all appropriate fail-safe, backup, redundancy, and other measures to ensure its safe use. Oracle Corporation and its affiliates disclaim any liability for any damages caused by use of this software or hardware in dangerous applications.

Trademark Notice

Oracle, Java, and MySQL are registered trademarks of Oracle and/or its affiliates. Other names may be trademarks of their respective owners.

Intel and Intel Inside are trademarks or registered trademarks of Intel Corporation. All SPARC trademarks are used under license and are trademarks or registered trademarks of SPARC International, Inc. AMD, Epyc, and the AMD logo are trademarks or registered trademarks of Advanced Micro Devices. UNIX is a registered trademark of The Open Group.

Third-Party Content, Products, and Services Disclaimer

This software or hardware and documentation may provide access to or information about content, products, and services from third parties. Oracle Corporation and its affiliates are not responsible for and expressly disclaim all warranties of any kind with respect to third-party content, products, and services unless otherwise set forth in an applicable agreement between you and Oracle. Oracle Corporation and its affiliates will not be responsible for any loss, costs, or damages incurred due to your access to or use of third-party content, products, or services, except as set forth in an applicable agreement between you and Oracle.

Documentation Accessibility

For information about Oracle's commitment to accessibility, visit the Oracle Accessibility Program website at <http://www.oracle.com/pls/topic/lookup?ctx=acc&id=docacc>.

Access to Oracle Support

Oracle customers that have purchased support have access to electronic support through My Oracle Support. For information, visit <http://www.oracle.com/pls/topic/lookup?ctx=acc&id=info> or visit <http://www.oracle.com/pls/topic/lookup?ctx=acc&id=trs> if you are hearing impaired.

ORACLE