

# Oracle® Health Sciences Learn Manager Release Notes



Release 21.4

F51542-02

January 2022

The Oracle logo, consisting of a solid red square with the word "ORACLE" in white, uppercase, sans-serif font centered within it.

ORACLE®

Oracle Health Sciences Learn Manager Release Notes, Release 21.4

F51542-02

Copyright © 2017, 2022, Oracle and/or its affiliates.

This software and related documentation are provided under a license agreement containing restrictions on use and disclosure and are protected by intellectual property laws. Except as expressly permitted in your license agreement or allowed by law, you may not use, copy, reproduce, translate, broadcast, modify, license, transmit, distribute, exhibit, perform, publish, or display any part, in any form, or by any means. Reverse engineering, disassembly, or decompilation of this software, unless required by law for interoperability, is prohibited.

The information contained herein is subject to change without notice and is not warranted to be error-free. If you find any errors, please report them to us in writing.

If this is software or related documentation that is delivered to the U.S. Government or anyone licensing it on behalf of the U.S. Government, then the following notice is applicable:

U.S. GOVERNMENT END USERS: Oracle programs (including any operating system, integrated software, any programs embedded, installed or activated on delivered hardware, and modifications of such programs) and Oracle computer documentation or other Oracle data delivered to or accessed by U.S. Government end users are "commercial computer software" or "commercial computer software documentation" pursuant to the applicable Federal Acquisition Regulation and agency-specific supplemental regulations. As such, the use, reproduction, duplication, release, display, disclosure, modification, preparation of derivative works, and/or adaptation of i) Oracle programs (including any operating system, integrated software, any programs embedded, installed or activated on delivered hardware, and modifications of such programs), ii) Oracle computer documentation and/or iii) other Oracle data, is subject to the rights and limitations specified in the license contained in the applicable contract. The terms governing the U.S. Government's use of Oracle cloud services are defined by the applicable contract for such services. No other rights are granted to the U.S. Government.

This software or hardware is developed for general use in a variety of information management applications. It is not developed or intended for use in any inherently dangerous applications, including applications that may create a risk of personal injury. If you use this software or hardware in dangerous applications, then you shall be responsible to take all appropriate fail-safe, backup, redundancy, and other measures to ensure its safe use. Oracle Corporation and its affiliates disclaim any liability for any damages caused by use of this software or hardware in dangerous applications.

Oracle, Java, and MySQL are registered trademarks of Oracle and/or its affiliates. Other names may be trademarks of their respective owners.

Intel and Intel Inside are trademarks or registered trademarks of Intel Corporation. All SPARC trademarks are used under license and are trademarks or registered trademarks of SPARC International, Inc. AMD, Epyc, and the AMD logo are trademarks or registered trademarks of Advanced Micro Devices. UNIX is a registered trademark of The Open Group.

This software or hardware and documentation may provide access to or information about content, products, and services from third parties. Oracle Corporation and its affiliates are not responsible for and expressly disclaim all warranties of any kind with respect to third-party content, products, and services unless otherwise set forth in an applicable agreement between you and Oracle. Oracle Corporation and its affiliates will not be responsible for any loss, costs, or damages incurred due to your access to or use of third-party content, products, or services, except as set forth in an applicable agreement between you and Oracle.

# Contents

	<b>Preface</b>	
	Documentation Accessibility	vi
	Related resources	vi
	Access to Oracle Support	vi
	Additional copyright information	vii
<b>1</b>	<b>Fixed issues</b>	
<b>2</b>	<b>Get access to the Known Issues List</b>	
<b>3</b>	<b>Computer and browser requirements</b>	
	What do I need to use Oracle Health Sciences Learn Manager?	3-1
<b>4</b>	<b>Want to know what's in every release and more?</b>	
<b>5</b>	<b>Revision history</b>	
<b>6</b>	<b>Historical releases</b>	
	November 2020 (20.3.1)	6-2
	Download and print training completion certificates	6-2
	November 2020 (20.3.1)	6-3
	Assign or remove training without errors or delays	6-3
	October 2020 (20.3)	6-3
	Define your own training schedule	6-3
	September 2020 (20.2.3)	6-4
	Fixed issues	6-4
	May 2020 (20.1.1.1)	6-4

Fixed issues in this release	6-4
October 2019 (19.5)	6-4
Training stability improvements	6-4
September 2019 (19.3)	6-5
What's new	6-5
Training gaps and delays eliminated	6-5
August 2019 (19.2.0.2)	6-5
Stability improvement	6-5
Training completion emails and reminders are now sent only once to training managers	6-5
June 2019 (19.2)	6-6
What's new	6-6
Improving the home page for Oracle Health Sciences Learn Manager	6-6
Stability improvements	6-6
May 2019 (19.1.0.3)	6-6
Stability improvements in 19.1.0.3	6-7
March 2019 (19.1)	6-7
Introducing the new Oracle Health Sciences Learn Manager	6-7
January 2019 (1.3)	6-7
What's new	6-7
See all completed training for a trainee	6-8
Remove assigned training	6-8
Ability to remove duplicate training	6-9
Stability improvements	6-9
October 2018 (1.2)	6-9
Training improvements	6-9
September 2018 (1.1.2.2)	6-10
Training reports running again	6-10
September 2018 (1.1.2.1)	6-10
Oracle InForm User Management Tool users: Sign in using Internet Explorer	6-10
September 2018 (1.1.2)	6-11
Search field on the Users tab	6-11
Training stability improvements	6-11
July 2018 (1.1.1.3)	6-11
Training stability improvements	6-12
July 2018 (1.1.1.2)	6-12
Training stability improvements	6-12
June 2018 (1.1.1.1)	6-12
Training stability improvements	6-13
March 2018 (1.1.1)	6-13
Keep track of training for Oracle Health Sciences products from one place!	6-13



# Preface

This preface contains the following sections:

- [Documentation Accessibility](#)
- [Related resources](#)
- [Access to Oracle Support](#)
- [Additional copyright information](#)

## Documentation Accessibility

For information about Oracle's commitment to accessibility, visit the Oracle Accessibility Program website at <http://www.oracle.com/pls/topic/lookup?ctx=acc&id=docacc>.

### **Access to Oracle Support**

Oracle customers that have purchased support have access to electronic support through My Oracle Support. For information, visit <http://www.oracle.com/pls/topic/lookup?ctx=acc&id=info> or visit <http://www.oracle.com/pls/topic/lookup?ctx=acc&id=trs> if you are hearing impaired.

## Related resources

All documentation and other supporting materials are available on the [Oracle Help Center](#).

## Access to Oracle Support

Oracle customers that have purchased support have access to electronic support through Support Cloud.

Contact our Oracle Customer Support Services team by logging requests in one of the following locations:

- English interface of Oracle Health Sciences Customer Support Portal (<https://hsgbu.custhelp.com/>)
- Japanese interface of Oracle Health Sciences Customer Support Portal (<https://hsgbu-jp.custhelp.com/>)

You can also call our 24x7 help desk. For information, visit <http://www.oracle.com/us/support/contact/health-sciences-cloud-support/index.html> or visit <http://www.oracle.com/pls/topic/lookup?ctx=acc&id=trs> if you are hearing impaired.

## Additional copyright information

This documentation may include references to materials, offerings, or products that were previously offered by Phase Forward Inc. Certain materials, offerings, services, or products may no longer be offered or provided. Oracle and its affiliates cannot be held responsible for any such references should they appear in the text provided.

# 1

## Fixed issues

### **Select All checkbox is missing on the Users tab (former known issue)**

**Training managers and training administrators:** Now, in a training study, when you navigate to the Users tab of that study, you will see the Select All checkbox on the user interface (UI). This checkbox must be displayed so you can select multiple trainees in your study and perform several actions in bulk, such as: sending email reminders, assigning courses at the same time, and more. Previously, this checkbox was missing from the application's UI.

**Retracted workaround:** Select each trainee one by one. (Issue **33237913**)



# 2

## Get access to the Known Issues List

To protect the integrity and safety of our product and the improvements we make, we moved the list of known issues to the My Oracle Support (MOS) platform.

From now on, every newly introduced known issue, as well as the list of historical known issues introduced in both Oracle Clinical One Platform and Oracle Clinical One Digital Gateway will be available only in MOS.

### Get an account in MOS

To get access to the Oracle Clinical One Platform knowledge base, you need two things: an account in MOS and your organization's customer support identifier (CSI). Whether you have those two things or not, the steps to get access in MOS are identical to those that you would follow to get access to the Product Verification Pack (PVP).

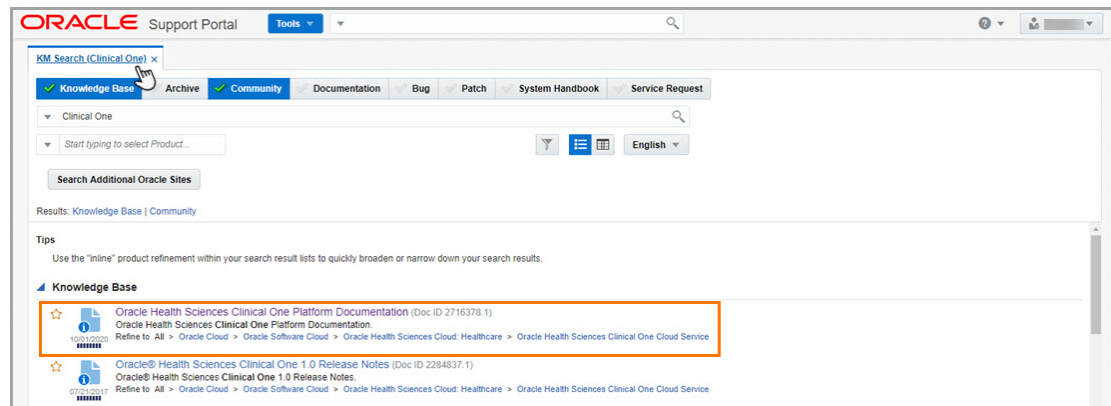
To make sure you get the right access in MOS, follow these two steps in the order listed below:

1. Step 1. Get an account for My Oracle Support (MOS)
2. Step 2. Associate your MOS account with your organization's customer support identifier (CSI)

### Navigate in MOS

In MOS, you can either search for "Clinical One" or the [Document 2716378.1](#). This article contains the Known Issues List attached in a PDF format.

**Figure 2-1 How a user sees search results for "Clinical One" in MOS**



### Having trouble accessing known issues in MOS?

Reach out to us over email at [clinical\\_one\\_doc\\_feedback\\_us\\_grp@oracle.com](mailto:clinical_one_doc_feedback_us_grp@oracle.com).

# 3

## Computer and browser requirements

- [What do I need to use Oracle Health Sciences Learn Manager?](#)

### What do I need to use Oracle Health Sciences Learn Manager?

#### System requirements

**Computer:** Laptop or desktop computer.

**Internet browser:** Google Chrome version 42.0 or higher (recommended), or Microsoft Internet Explorer version 11.0 or higher.

**Other tools required for Oracle Health Sciences Learn Manager:** (Required only if you use manage training for Oracle InForm, Oracle Central Designer, Oracle Central Coding, Oracle IRT, or Oracle InForm User Management Tool and want to bulk upload users) Microsoft Excel spreadsheet software.

#### Using Windows 7 and Internet Explorer 11?

Your security settings might prevent you from signing in. If you see a blank white page in Internet Explorer after clicking Sign In, perform the following steps in Internet Explorer to disable compatibility view.

1. In the upper-right corner, click the Tools button, and select **Compatibility View settings**.
2. Below the list of websites, make sure **Display intranet sites in Compatibility View** is **not selected**.
3. Click **Close**.
4. Close all instances of Internet Explorer.
5. Open a new instance of Internet Explorer and try signing in again.

# 4

## Want to know what's in every release and more?

Subscribe to Oracle Health Learn Manager announcements.

1. Sign into Health Sciences Support.
2. On the Home page, in the upper-right corner, click [My Account](#).
3. On the left, click **Subscriptions**.
4. Click the **Select Interests** button.
5. In the new window, type in your email address.
6. Go to your inbox and look for an email from Oracle Communications. Open the email, and click **Subscribe**.
7. Select your country and your job role.
8. From the section **Recommended for you**, select **Industry-specific Applications**. Additionally, select any other topics that you're interested in.
9. Click **Subscribe**.

After you subscribe, every time an Oracle Health Learn Manager release announcement is posted in the Health Sciences Support platform, you receive an email containing the following details:

- **Title of the email:** New announcement posted to hsgbu.custhelp.com
- **Sender of the email:** Oracle HSGBU Support
- **Title of the release announcement:** Typically contains the name of the product, the year and quarter of the upcoming release, as well as the release number.
- **Date Published:** The date when the announcement is posted on Health Sciences Support.
- **Section:** HSGBU Updates



### Note:

You will also receive announcements from other industry-specific applications developed by the Oracle Health Sciences.

### How often do we send out these release announcements?

We send out two notification for each Oracle Health Learn Manager release:

1. **Cloud Upgrade Notice:** This is the first notification sent two weeks before the date of the planned upgrade. This notification contains general information about the new features in the upcoming release.

- 
- 2. Cloud Upgrade Complete:** This is the second notification sent on the day of the release, announcing to you that the upgrade is complete, and the new features are available in your product.

# 5

## Revision history

<b>Date</b>	<b>Part number</b>	<b>Description</b>
January 2022	F51542-02	Republished the document for the Production release.
December 2021	F51542-01	Original version of this document.

# 6

## Historical releases

Learn more about what changed in previous releases.

- [November 2020 \(20.3.1\)](#)  
Learn what changed in Release 20.3.1, which occurred in November 2020.
- [November 2020 \(20.3.1\)](#)  
Learn what changed in Release 20.3.1, which occurred in November 2020.
- [October 2020 \(20.3\)](#)  
Learn what changed in Release 20.3, which occurred in October 2020.
- [September 2020 \(20.2.3\)](#)  
Learn what changed in Release 20.2.3, which occurred in September 2020.
- [May 2020 \(20.1.1.1\)](#)  
Learn what changed in Release 20.1.1.1, which occurred in May 2020.
- [October 2019 \(19.5\)](#)  
Learn what changed in Release 19.5, which occurred in October 2019.
- [September 2019 \(19.3\)](#)  
Learn what changed in Release 19.3, which occurred in September 2019.
- [August 2019 \(19.2.0.2\)](#)  
Learn what changed in Release 19.2.0.2, which occurred in August 2019.
- [June 2019 \(19.2\)](#)  
Learn what changed in Release 19.2, which occurred in June 2019.
- [May 2019 \(19.1.0.3\)](#)  
Learn what changed in Release 19.1.0.3, which occurred in May 2019.
- [March 2019 \(19.1\)](#)  
Learn what changed in Release 19.1, which occurred in March 2019.
- [January 2019 \(1.3\)](#)  
Learn what changed in Release 1.3, which occurred in January 2019.
- [October 2018 \(1.2\)](#)  
Learn what changed in Release 1.2, which occurred in October 2018.
- [September 2018 \(1.1.2.2\)](#)  
Learn what changed in Release 1.1.2.2, which occurred in September 2018.
- [September 2018 \(1.1.2.1\)](#)  
Learn what changed in Release 1.1.2.1, which occurred in September 2018.
- [September 2018 \(1.1.2\)](#)  
Learn what changed in Release 1.1.2, which occurred in September 2018.
- [July 2018 \(1.1.1.3\)](#)  
Learn what changed in Release 1.1.1.3, which occurred in July 2018.
- [July 2018 \(1.1.1.2\)](#)  
Learn what changed in Release 1.1.1.2, which occurred in July 2018.

- [June 2018 \(1.1.1.1\)](#)  
Learn what changed in Release 1.1.1.1, which occurred in June 2018.
- [March 2018 \(1.1.1\)](#)  
Learn what changed in Release 1.1.1, which occurred in March 2018.

## November 2020 (20.3.1)

Learn what changed in Release 20.3.1, which occurred in November 2020.

- [Download and print training completion certificates](#)  
Training managers can now generate and download training completion certificates.

## Download and print training completion certificates

Training managers can now generate and download training completion certificates.

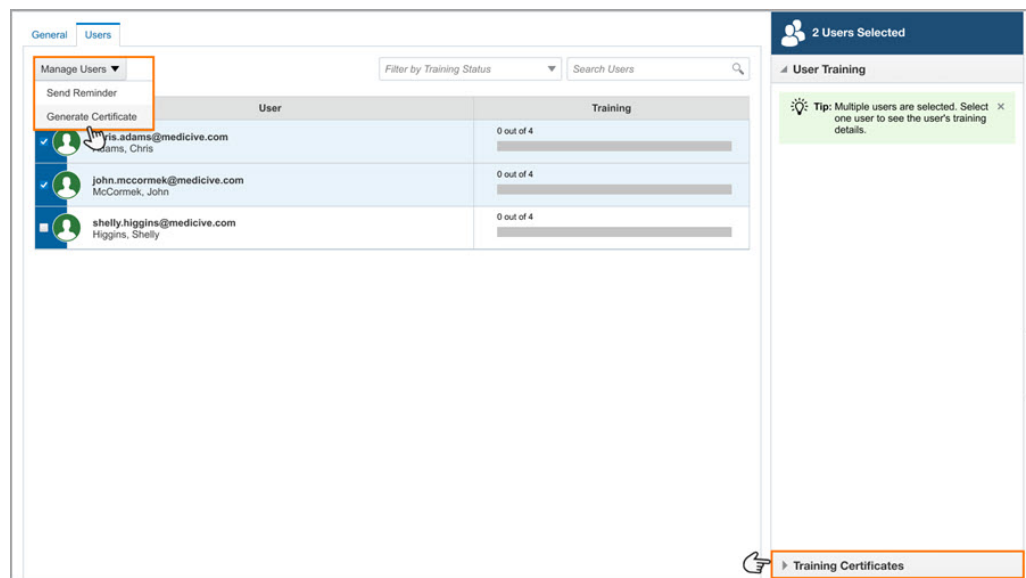
### What are the benefits?

This new feature brings training managers a new method to provide evidence that users completed the training required for the study. For instance, if a user is no longer employed by the site or sponsor, but the regulatory authorities require evidence that the user has been trained, the training manager can quickly download and print the user's training completion certificate.

### Details for training managers

On the **Users** tab, in the **Manage users** drop-down you now have a new option for generating the training completion certificates for each user in the study. You can then download them from the **Training Certificates** section and save the certificates in a local folder or print them.

**Figure 6-1** How training managers see the new option for generating training completion certificates



### Already working in a live study?

Once the upgrade is complete, training managers can start generating and printing users' training completion certificates.

For users with previously completed training or training older than one year- if no information is available in the Training Certificates section - you can generate their training certificates. Select the user and from **Manage User** drop down list click **Generate Certificate**. The Training Certificates section displays a certificate for previously completed training of the selected user.

## November 2020 (20.3.1)

Learn what changed in Release 20.3.1, which occurred in November 2020.

- [Assign or remove training without errors or delays](#)  
Training managers can now assign courses to trainees or remove training without any delay.

### Assign or remove training without errors or delays

Training managers can now assign courses to trainees or remove training without any delay.

Starting with this release, whenever you assign a user to a course in Oracle Clinical One Platform or when you remove a course, the update becomes available to the trainee in Oracle Health Sciences Learn Manager almost immediately.



#### Note:

Training can be removed only if the course isn't assigned yet or if it's assigned to a trainee in another study.

## October 2020 (20.3)

Learn what changed in Release 20.3, which occurred in October 2020.

- [Define your own training schedule](#)  
Training managers can now update and extend the training period for users in a study. Previously the standard training period was 12 months and was set by default.

### Define your own training schedule

Training managers can now update and extend the training period for users in a study. Previously the standard training period was 12 months and was set by default.

This new feature allows you to set your own training schedule, either for all studies in your organization or for an individual study you're assigned to. When you define the training period, you now have the following options: No Expiration, 12 months, 24 months, 36 months or 48 months. These new options offer you more flexibility and allows you to adjust your users' training periods to better fit your organization's needs.



### Already working in a live study?

As soon as the upgrade is done, training managers can start updating the training period either for all studies in their organization or for individual studies.

## September 2020 (20.2.3)

Learn what changed in Release 20.2.3, which occurred in September 2020.

- [Fixed issues](#)

### Fixed issues

#### You can now add new trainees and see existing trainees in a training study

Training managers: You can now add trainees and view existing trainees in your assigned training study without receiving unexpected error messages. Previously, you may have been unable to add trainees in a training study or view existing trainees without errors. The issue occurred because of the way trainees' last names were processed by the service. Issue (**31779428**)

## May 2020 (20.1.1.1)

Learn what changed in Release 20.1.1.1, which occurred in May 2020.

- [Fixed issues in this release](#)

### Fixed issues in this release

#### Reporting filters now work in the training report (former known issue)

Training managers: Now, when you run the Health Sciences Learn Training report for all studies setting a default start-up date and continuing through the present date, the filtering options work. Previously, some filters didn't work which resulted in blank fields in the CSV version of the report.

**Retracted workaround:** You no longer have to manually remove those blank fields in the training report to properly view data in a training study. (Issue **31200244**)

## October 2019 (19.5)

Learn what changed in Release 19.5, which occurred in October 2019.

- [Training stability improvements](#)

### Training stability improvements

#### Manage users drop-down is now working (former Known Issue)

Training managers: In a training study, the **Edit** and **Send Email Reminder** options from the Manage Users drop-down now work as expected. (Issue **30379269**)

### Training administrators can now rename a training study and view the list of trainees

Training administrator: You can now rename a training study that you created and view the list of trainees in a training study. (Issue **30404038**)

## September 2019 (19.3)

Learn what changed in Release 19.3, which occurred in September 2019.

- [What's new](#)

### What's new

- [Training gaps and delays eliminated](#)

### Training gaps and delays eliminated

Good news for training managers: Delays related to training are now a thing of the past.

#### What does this mean for you?

Starting with this release, whenever you assign or remove a course in Oracle Health Sciences Learn Manager, the update becomes available to the trainee immediately.



#### Note:

The change doesn't apply for training that isn't assigned yet or that is assigned to a trainee in another study.

Additionally, notifications for course completion now work like clockwork. From now on, every single training completion email gets to your inbox on time, giving you an accurate view of the users' training status.

## August 2019 (19.2.0.2)

Learn what changed in Release 19.2.0.2, which occurred in August 2019.

- [Stability improvement](#)

### Stability improvement

- [Training completion emails and reminders are now sent only once to training managers](#)

### Training completion emails and reminders are now sent only once to training managers

Training managers now receive just a single email each time training is completed in Oracle Health Sciences Learn Manager, or reminder. Previously, some training managers received the same reminder or training completion email multiple times. (Issue: 30084925)

## June 2019 (19.2)

Learn what changed in Release 19.2, which occurred in June 2019.

- [What's new](#)
- [Stability improvements](#)

### What's new

- [Improving the home page for Oracle Health Sciences Learn Manager](#)

### Improving the home page for Oracle Health Sciences Learn Manager

An efficient home page is a better home page.

We've made some changes to the Oracle Clinical One Platform home page that we're sure will make your life easier.

We fixed some performance issues so the Home page loads faster. Additionally, a new search bar lets you type a study's name and find it quickly. This new search field helps you find a study in a couple of seconds, without having to scroll to find the study that you want.

### Stability improvements

#### **Double scrollbar no longer hides training managers in the Assign Study to Training Manager pop-up (former known issue)**

From now on, even though you have more than 6 training managers in your training study, you can still see them, and the interior scrollbar is no longer hidden.

Retracted workaround: You no longer have to use the wheel on your mouse to scroll down through training managers and you don't have to scroll all the way down to get to the interior scrollbar, either. (Issue: 29558168)

#### **You can now remove new trainees from the Add Trainee pop-up (former known issue)**

From now on, when you click the X at the end of a row for a new trainee, the trainee is removed. Moreover, the numbering of the trainees is now correct.

Retracted workaround: You no longer have to close the Add Trainee pop-up without saving and try again. (Issue: 29531404)

## May 2019 (19.1.0.3)

Learn what changed in Release 19.1.0.3, which occurred in May 2019.

- [Stability improvements in 19.1.0.3](#)

## Stability improvements in 19.1.0.3

### Training Managers now get all of their scheduled reports (29818946)

Training managers: Scheduled reports will now be delivered as expected – at 12 AM and 12 PM IST. Previously some reports were not being sent when they should have been. The issue is now resolved thanks to a quick code fix.

## March 2019 (19.1)

Learn what changed in Release 19.1, which occurred in March 2019.

- [Introducing the new Oracle Health Sciences Learn Manager](#)

## Introducing the new Oracle Health Sciences Learn Manager

From now on, it's going to be easier to identify the product where you manage training for Oracle Health Sciences InForm, Oracle Health Sciences IRT Cloud Service, Oracle Health Sciences Central Designer, Oracle Health Sciences Central Coding, and Oracle Health Sciences User Management Tool because the product has a new name: **Oracle Health Sciences Learn Manager**.

Previously, the product name that appeared was Oracle Clinical One Platform, but that name resulted in some confusion because Oracle Clinical One Platform is also where you design and deploy studies. The new product name, **Oracle Health Sciences Learn Manager**, makes it easier for you to ask questions and get any support you might need.

Remember, the only change is the new name in the upper left. Everything else is still the same: the URL, your credentials, and the way that you work in the product.



### Note:

If you also use Oracle Clinical One Platform to design and deploy studies, you won't see any changes. Oracle Clinical One Platform will continue appearing as the product name.

## January 2019 (1.3)

Learn what changed in Release 1.3, which occurred in January 2019.

- [What's new](#)
- [Stability improvements](#)

## What's new

Managing training across organizations and studies can be a tricky thing for training managers.

So we've made a few changes for your job to be easier and more efficient. To find out more about them, check the sections below.

- [See all completed training for a trainee](#)
- [Remove assigned training](#)
- [Ability to remove duplicate training](#)

When a trainee is assigned the same training in two studies, you can remove training in one study, and the user is still assigned the training in Oracle Clinical One Platform and Oracle Health Sciences Learn. When you remove the same training from both studies, the training is then no longer assigned in Oracle Health Sciences Learn, and the trainee receives an email notification that they've been unassigned from that training.

## See all completed training for a trainee

Good news! You can now see the entire training history of an individual trainee, across all organizations, so you can make a better decision about what training to assign or even remove.

When you select a single trainee, a new button appears on the right side called **Training History**. Click the button to see all training the trainee has completed, both for your organization and other organizations.

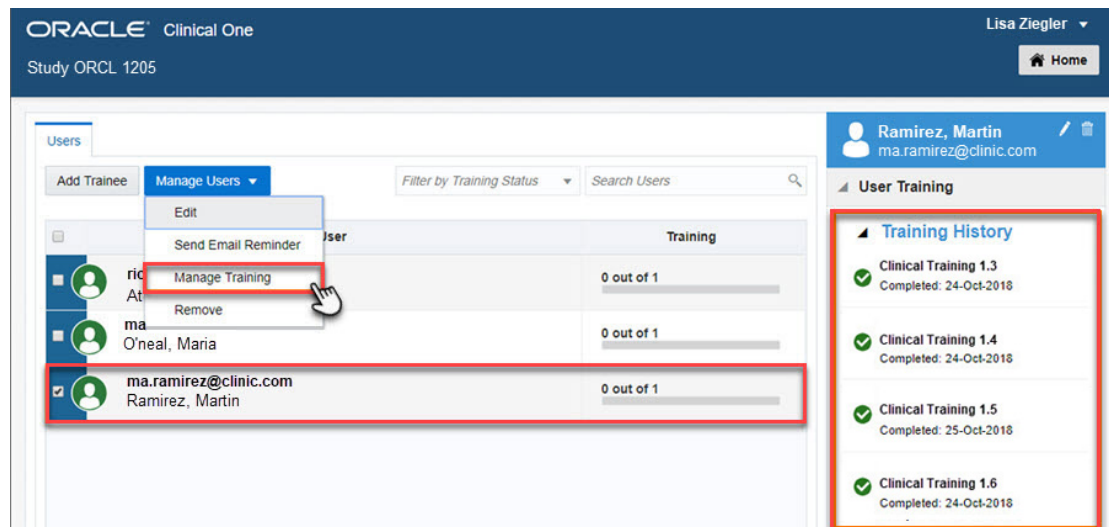
▲ **Training History**

- ✓ **Clinical Training 1.3**  
Completed: 24-Oct-2018
- ✓ **Clinical Training 1.4**  
Completed: 24-Oct-2018
- ✓ **Clinical Training 1.5**  
Completed: 25-Oct-2018
- ✓ **Clinical Training 1.6**  
Completed: 24-Oct-2018

## Remove assigned training

You now can remove assigned training for a trainee. Just select a single trainee, and choose the new **Manage Training** option from the **Manage Users** drop-down. You can remove one or more courses.

After you remove training for a trainee, the trainee now receives an email notification.



## Ability to remove duplicate training

When a trainee is assigned the same training in two studies, you can remove training in one study, and the user is still assigned the training in Oracle Clinical One Platform and Oracle Health Sciences Learn. When you remove the same training from both studies, the training is then no longer assigned in Oracle Health Sciences Learn, and the trainee receives an email notification that they've been unassigned from that training.

## Stability improvements

### Reminders fixed for duplicate training

When you are assigned the same training for two studies and complete the training for one study, you no longer receive reminder emails to complete the training for the other study. (Issue 28568614)

### Different cases in email addresses

Users who have the same email address but with different cases (for instance `firstname.lastname@your_company.com` compared to `Firstname.Lastname@your_company.com`) in Oracle InForm User Management Tool now appear in Oracle Clinical One Platform as the same user. (Issue 28679718)

## October 2018 (1.2)

Learn what changed in Release 1.2, which occurred in October 2018.

- [Training improvements](#)

## Training improvements

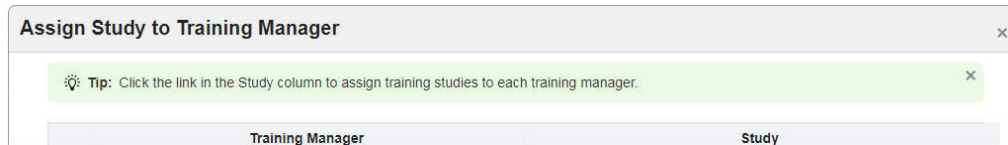
### Assign training managers to all studies

Good news for training administrators! When you assign studies to training managers, the drop-down with the list of studies now contains an **All Studies** option, so you can assign training managers to all studies without having to select them all individually. And there's no

need to come back and make any changes if you add more studies in the future; when you select All Studies, the training manager is automatically assigned to every study that's created going forward.

### New tip for Assign Study to Training Manager pop-up

The Assign Study to Training Manager pop-up has a new tip that walks you through how to assign studies to a training manager.



### New filters for the Oracle Health Sciences Learn Training report

New filters for the Oracle Health Sciences Learn Training report now make it easy for you to see only the data you want to see! You can now filter the report to see training that was either assigned or completed during a specific date range. Additionally, a new **Clear Settings** button lets you quickly reset your filters.

### Easier to troubleshoot when the Oracle Health Sciences Learn Training report doesn't run

Previously, when a training manager who wasn't assigned to any studies tried to run the Oracle Health Sciences Learn Training report, the report didn't run, and you weren't told why. Now an information message reminds you that you need to be added to studies to run the report.

## September 2018 (1.1.2.2)

Learn what changed in Release 1.1.2.2, which occurred in September 2018.

- [Training reports running again](#)

### Training reports running again

The reports notifying training managers that users have completed training on Oracle Health Sciences Learn are now running as expected every 12 hours. (28644590)

## September 2018 (1.1.2.1)

Learn what changed in Release 1.1.2.1, which occurred in September 2018.

- [Oracle InForm User Management Tool users: Sign in using Internet Explorer](#)

### Oracle InForm User Management Tool users: Sign in using Internet Explorer

Oracle InForm User Management Tool users who work in Internet Explorer and who have, as required, added oracleindustry.com to Compatibility View no longer get a blank screen after they sign in. (28602449)

## September 2018 (1.1.2)

Learn what changed in Release 1.1.2, which occurred in September 2018.

- [Search field on the Users tab](#)
- [Training stability improvements](#)

### Search field on the Users tab

The Users tab in Study Settings now has a search field, so it's easier to find the user you're looking for in a long list. The following fields are searched for each user:

- First name
- Last name
- Email address

(Issue: CLINONE-11983)

### Training stability improvements

#### **Faster loading for Users tab**

The performance of the Users tab in Study Settings has been improved. Now when you open the Users tab, only a limited number of users appear, and you can scroll down to load the rest of the users in the list. Previously, opening the Users tab sometimes took longer than expected in studies with thousands of users. (Issue: 28257506)

Note that the Users tab also has [a new search field](#).

#### **Email issues corrected for twice-daily training completion report**

- When your email address is updated in Oracle Health Sciences Identity and Access Management Service, the twice-daily training completion report is now sent to your new email address.
- Additionally, when your Oracle Clinical One Platform roles are revoked in Oracle Health Sciences Identity and Access Management Service, you now no longer receive the twice-daily training completion report. (Issue: 27836994)

#### **Training plays correctly in Internet Explorer 11 (Former Known Issue)**

You can now play all training videos in the Microsoft Internet Explorer 11 browser on the Windows 7 operating system. Previously, an error sometimes appeared when you tried to watch a training video. (Issue 27355520)

**Retracted workaround:** You no longer need to use Google Chrome for watching the training videos.

## July 2018 (1.1.1.3)

Learn what changed in Release 1.1.1.3, which occurred in July 2018.

- [Training stability improvements](#)



## Training stability improvements

### **Scheduled training report runs as expected**

The twice-daily scheduled training report now runs as expected. Previously, the report ran only on some days.

**What to do for the days when the report didn't run:** You can run the Health Sciences Learn Training report to see all training completed during a particular date range. Additionally, you can always see a user's training completion status on the Users tab. (Issue 28227499)

## July 2018 (1.1.1.2)

Learn what changed in Release 1.1.1.2, which occurred in July 2018.

- [Training stability improvements](#)

## Training stability improvements

### **No more error assigning training studies when you have a large number of training managers**

You now can assign studies to training managers when your organization has more than 40 training managers. (Issue 28220561)

### **Inactive and obsolete training now identified and sorted to the bottom in Oracle InForm User Management Tool**

All training is now sorted so that:

1. You see assigned training first in the list, in alphabetical order.
2. After assigned training you see active training, also in alphabetical order.
3. You see inactive and obsolete training last, in alphabetical order.

Also, when you assign training to users, obsolete or inactive training is hidden from the list so that you don't assign it by accident.

**Reason for the change:** All inactive or obsolete training must be included in the training list for reporting purposes, but an error occurs when you try to assign inactive or obsolete training to users. The new sorting will help you identify inactive and obsolete training so you don't assign it to users. (Issue 28227971)

## June 2018 (1.1.1.1)

Learn what changed in Release 1.1.1.1, which occurred in June 2018.

- [Training stability improvements](#)

## Training stability improvements

### **Training assigned in Oracle InForm User Management Tool is assigned correctly in Oracle Health Sciences Learn**

Now when someone assigns training in Oracle InForm User Management Tool, the training is always assigned correctly in Oracle Health Sciences Learn. Previously, training assigned in Oracle InForm User Management Tool wasn't always reflected in Oracle Health Sciences Learn. (Issue: 28276933)

**Reminder:** Training sometimes has slightly different names in Oracle InForm User Management Tool, Oracle Clinical One Platform, and Oracle Health Sciences Learn.

### **Current training now marked as completed when trainee completes the inactive course instead**

When a trainee is assigned to both the current and the inactive versions of a course (from either Oracle InForm User Management Tool or Oracle Clinical One Platform), and the trainee completes the inactive version first, the current version of the course now is marked as completed in Oracle Clinical One Platform. (Issue: 28277003)

### **Ability to run reports for a large number of records**

Now you can run the full Oracle Health Sciences Learn Training report in CSV format, even if you have more than 5,000 records. Previously, the report stopped running when it reached 5,000 rows. (Issue: 28277134)

## March 2018 (1.1.1)

Learn what changed in Release 1.1.1, which occurred in March 2018.

- [Keep track of training for Oracle Health Sciences products from one place!](#)
- [Learn more about users and how to set them up](#)

## Keep track of training for Oracle Health Sciences products from one place!

Until now, training administrators and managers managed training from Oracle InForm User Management Tool, IOL (Instruct OnLine), or Oracle Health Sciences Learn. But things just got easier!

### **If Oracle hosts your studies...**

- You will continue assigning training associated with the study in Oracle InForm User Management Tool for the following products:
  - Oracle InForm
  - Oracle Central Designer
  - Oracle Central Coding
  - Oracle IRT

Any training assigned in Oracle InForm User Management Tool appears in Oracle Clinical One Platform, though you still can change the assigned training only in Oracle InForm User Management Tool.

- You can now assign training that isn't associated with the study in Oracle Clinical One Platform, such as training for:
  - Oracle InForm User Management Tool.
  - A release that your organization is considering upgrading to.
- You now will receive twice-daily training reports for all training that is completed in both Oracle InForm User Management Tool and Oracle Clinical One Platform training studies.

#### **If your organization hosts your studies...**

- You now will assign training for the following products in Oracle Clinical One Platform:
  - Oracle InForm
  - Oracle Central Designer
  - Oracle Central Coding
  - Oracle IRT
- You now will receive twice-daily training reports for all training that is completed in both Oracle InForm User Management Tool and Oracle Clinical One Platform training studies.

#### **Wonder how this new feature may help you and product end users?**

End users now complete all product training (regardless of where it is assigned) on Oracle Health Sciences Learn, which they connect to using a web browser. The benefits?

- Users don't have to take duplicate training anymore!  
Oracle Clinical One Platform has access to users' training status in Oracle Health Sciences Learn and Oracle InForm User Management Tool and tracks training status across studies. This means that you can assign the required training for your studies without worrying that users might have to take duplicate training. If a user has already taken the training in the past 12 months, even for a different study, the training appears as completed. The one condition is that a user's accounts must use the same email address across studies or organizations.
- Users no longer need a special web browser to take training.  
Users can now open Oracle Health Sciences Learn in all major web browsers, including Microsoft Internet Explorer, Google Chrome, Mozilla Firefox, and Apple Safari.
- No more phone calls about lost passwords for training!  
If users don't remember their passwords for accessing training, they can reset their passwords themselves on Oracle Health Sciences Learn.

#### **Users get notified when they are assigned training**

After a training manager assigns training to a user or sends a reminder, the user receives an email with a link to Oracle Health Sciences Learn:

- Users with an Oracle account can sign in and start their training.
- Users without accounts can create Oracle accounts right in Oracle Health Sciences Learn and then sign in.



**Tip:**

Oracle accounts are different from Oracle Health Sciences Cloud SSO accounts that are provisioned in Oracle Health Sciences Identity and Access Management Service.

**Reminder for current Oracle Clinical One Platform users**

This new feature is unrelated to users being trained as they work in Oracle Clinical One Platform, a new feature that was introduced in Oracle Clinical One Platform Release 1.1. The training features in Release 1.1 allow Oracle Clinical One Platform users to be trained as they work in Oracle Clinical One Platform, whereas this new feature allows training administrators and training managers to assign training to users for Oracle InForm, Oracle Central Designer, Oracle Central Coding, Oracle IRT, and Oracle InForm User Management Tool.

**Learn more**

- [Learn more about users and how to set them up.](#)
- **For training administrators and training managers:**  
 Review the [Quick Training Setup](#), which has details about how to:
  - Provision users in Oracle Health Sciences Identity and Access Management Service.
  - Create users in Oracle Clinical One Platform.
  - Create studies, and assign them to training managers in Oracle Clinical One Platform.
  - Assign training to users in Oracle Clinical One Platform.
- **For Oracle InForm, Oracle Central Designer, Oracle Central Coding, Oracle InForm User Management Tool, and Oracle IRT end users and those who support them:**  
 Review the [Oracle Health Sciences Learn Quick Help document](#) for details about creating an Oracle account and taking training.

## Learn more about users and how to set them up

**Users who will use the new feature**

User	Where they work	What they do
Delegated administrator	Oracle Health Sciences Identity and Access Management Service	<ul style="list-style-type: none"> <li>• Create user accounts in Oracle Health Sciences Identity and Access Management Service for training administrators and training managers, and assign appropriate roles to users.</li> </ul>

User	Where they work	What they do
Training administrator	Oracle Clinical One Platform	<ul style="list-style-type: none"> <li>• Create training studies in Oracle Clinical One Platform for any of the applications for which you manage training in Oracle Clinical One Platform.</li> <li>• Assign each training study to one or more training managers. A training manager assigns training to the users who work in the study.</li> <li>• Assign the Training Administrator and Training Manager roles to users, including themselves.</li> </ul>
Training manager	Oracle Clinical One Platform	<ul style="list-style-type: none"> <li>• Assign training to users.</li> <li>• Check the training that a user has completed.</li> <li>• Send reminders to users with incomplete training.</li> <li>• Run a report of all assigned and completed training across one or more studies and over a period of time that you specify.</li> </ul>
Sponsor, CRO, and site users who take training	Oracle Health Sciences Learn (to take training)	<ul style="list-style-type: none"> <li>• Complete all assigned training.</li> </ul>

### Overview of the provisioning process

Provisioning users for Oracle Clinical One Platform is a two-step process:

1. First, a delegated administrator at your organization creates users for the training administrators and training managers and assigns the appropriate role to them in Oracle Health Sciences Identity and Access Management Service.  
If you're currently managing training using Oracle InForm User Management Tool, IOL (Instruct OnLine), or Oracle Health Sciences Learn, many of the training administrators and training managers at your organization have already been created for you in Oracle Health Sciences Identity and Access Management Service, and all you have to do is assign them the appropriate roles.
2. Next, a training administrator creates the same users in Oracle Clinical One Platform and assigns the appropriate roles to them in Oracle Clinical One Platform.

**Reminder:** End users who take training don't need to be provisioned by an administrator because they don't need access to Oracle Health Sciences Identity and Access Management Service or Oracle Clinical One Platform. They will need Oracle accounts to access Oracle Health Sciences Learn, but they can create those accounts themselves the first time they open Oracle Health Sciences Learn.