

# Oracle Hospitality OPERA Cloud Services



## Network and Communications Guidelines

OPERA Cloud Services is a cloud-based mobile-enabled platform for next generation hotel management that can scale from small single property environments to large hotel chains with many thousands of rooms using the same underlying architecture.

To connect to OPERA Cloud, the hotel operator needs to select an internet service with sufficient bandwidth to support the operational needs of a hotel operation. Attempting to deploy OPERA Cloud over an unreliable or slow network will result in slow application performance, low staff productivity, and ultimately a poor user experience.

Copyright © 2017, 2024, Oracle and/or its affiliates. All rights reserved.

This software and related documentation are provided under a license agreement containing restrictions on use and disclosure and are protected by intellectual property laws. Except as expressly permitted in your license agreement or allowed by law, you may not use, copy, reproduce, translate, broadcast, modify, license, transmit, distribute, exhibit, perform, publish, or display any part, in any form, or by any means. Reverse engineering, disassembly, or decompilation of this software, unless required by law for interoperability, is prohibited.

The information contained herein is subject to change without notice and is not warranted to be error-free. If you find any errors, please report them to us in writing.

If this software or related documentation is delivered to the U.S. Government or anyone licensing it on behalf of the U.S. Government, then the following notice is applicable:

U.S. GOVERNMENT END USERS: Oracle programs, including any operating system, integrated software, any programs installed on the hardware, and/or documentation, delivered to U.S. Government end users are "commercial computer software" pursuant to the applicable Federal Acquisition Regulation and agency-specific supplemental regulations. As such, use, duplication, disclosure, modification, and adaptation of the programs, including any operating system, integrated software, any programs installed on the hardware, and/or documentation, shall be subject to license terms and license restrictions applicable to the programs. No other rights are granted to the U.S. Government.

This software or hardware is developed for general use in a variety of information management applications. It is not developed or intended for use in any inherently dangerous applications, including applications that may create a risk of personal injury. If you use this software or hardware in dangerous applications, then you shall be responsible to take all appropriate fail-safe, backup, redundancy, and other measures to ensure its safe use. Oracle Corporation and its affiliates disclaim any liability for any damages caused by use of this software or hardware in dangerous applications.

Oracle and Java are registered trademarks of Oracle and/or its affiliates. Other names may be trademarks of their respective owners.

Intel and Intel Xeon are trademarks or registered trademarks of Intel Corporation. All SPARC trademarks are used under license and are trademarks or registered trademarks of SPARC International, Inc. AMD, Opteron, the AMD logo, and the AMD Opteron logo are trademarks or registered trademarks of Advanced Micro Devices. UNIX is a registered trademark of The Open Group.

This software or hardware and documentation may provide access to or information about content, products, and services from third parties. Oracle Corporation and its affiliates are not responsible for and expressly disclaim all warranties of any kind with respect to third-party content, products, and services unless otherwise set forth in an applicable agreement between you and Oracle. Oracle Corporation and its affiliates will not be responsible for any loss, costs, or damages incurred due to your access to or use of third-party content, products, or services, except as set forth in an applicable agreement between you and Oracle.

## Architecture

The architecture of OPERA Cloud has been designed to operate securely using the public Internet from redundant and highly scalable Oracle Cloud Data Centers. This ensures that users with different form factors like desktop, tablet, or mobile can access the same data.

For OPERA Cloud to perform well there are a number of network considerations that must be satisfied.

To ensure application performance is as expected, you must consider three main areas:

- Latency
- Available Bandwidth
- Jitter/Loss

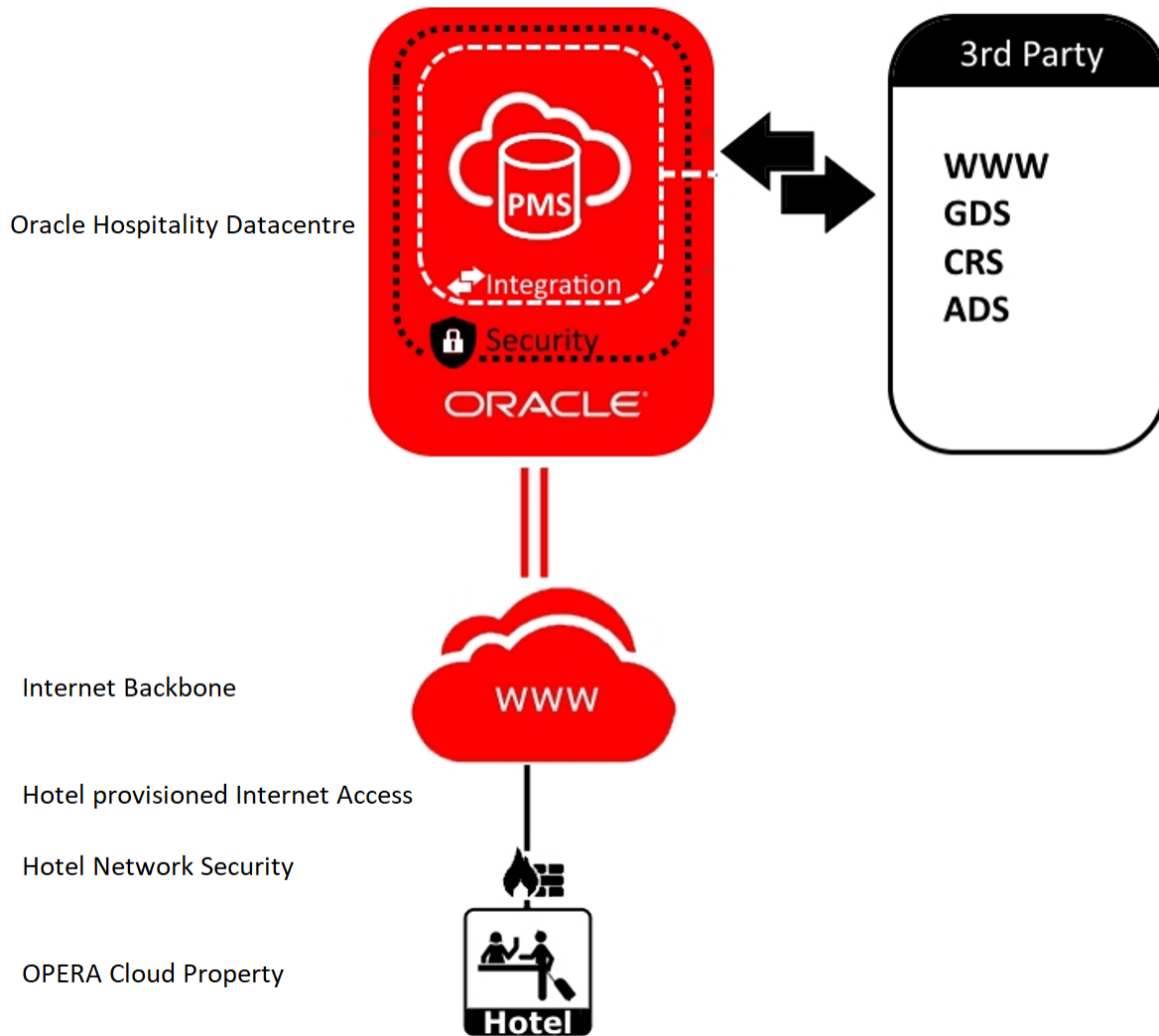


Figure 1. Showing the orientation of the data center, backbone networks and subscribing hotels.

## Latency

Latency is the measurement of time taken for network packets to traverse a network and is a function of a number of factors, most notably distance from the data center, access technology, last-mile bandwidth, and network contention. It is the single biggest factor that affects perceived application performance and can easily be tested from the proposed site by running a web-based speed test.

Table 1 below indicates recommended latency limitations when using OPERA Cloud. This should also take into account the type of hotel operation considered.

For example, high transactional operations with a heavy peak check-in/out workload should have an average latency to the data center under 250 ms. Beyond this, while the application continues to run, the user experience will degrade.

Latency	Business Class hotel High Transactional Volume	Resort Style Medium Transactional Volume	Small and Boutique Style Low Transactional Volume
1-250 ms	✓	✓	✓
251-300+ ms		✓	✓

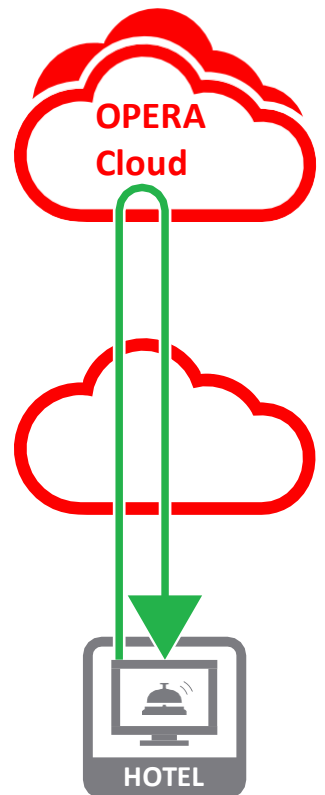
*Table 1. Recommended latency limitations for OPERA Cloud.*

## How should latency be measured?

Latency can be measured in two ways, either by running a ping test or by running a Traceroute to the proposed datacenter for your hotel or chain.

Both tests measure network latency from the client network to the datacenter over the public Internet as shown in figure 2. This test also confirms that the client site is using the most efficient path available.

Oracle Hospitality  
Cloud Data Center



*Figure 2. Showing packet originating from subscribing hotel to facility edge. By using either ping or the traceroute command, the network latency to the datacenter will be displayed.*

## Which Oracle Data Centers should be used?

When testing latency using ping or traceroute commands, latencies to the following facilities only should be recorded:

North America & Latin America – Ashburn, VA USA  
(Washington DC): 129.213.130.222

Europe, Middle East, and Africa – Frankfurt, Germany:  
130.61.231.171

Asia Pacific – Sydney, Australia: 152.67.119.2

Asia Pacific - Singapore: 138.2.87.181

Asia Pacific – Mumbai, India: 140.238.254.31

Globally, OPERA Cloud will be available from major regional locations with each major regional presence (US, EMEA & AP) leveraging a minimum of two geographically redundant data centers to ensure that full geographic failover can be provided if required. A consistent design approach also allows all regions to adhere to a globally consistent service-level agreement depending on user requirements.

Oracle Hospitality's infrastructure team will determine which regional data center facilities to use by taking into account the geographic location of the hotel chain, the

type of hotel operations and, most importantly, the network performance between the subscribing hotels and the hosting data center facility.

It is also possible to use multiple facilities; however, this can add to the cost and complexity and depends on the hotel's size, growth strategy, and existing central reservation systems.



Figure 3. Geographic location of OPERA Cloud data centers.

## How to perform Latency testing?

The following provides instructions to guide you in completing latency testing between your property and Oracle Cloud Infrastructure Region(s). It is intended solely to help you assess the network feasibility for your move to OPERA Cloud and to plan your Information Technology projects.

Information is supplied for both Windows and Mac Operating Systems.

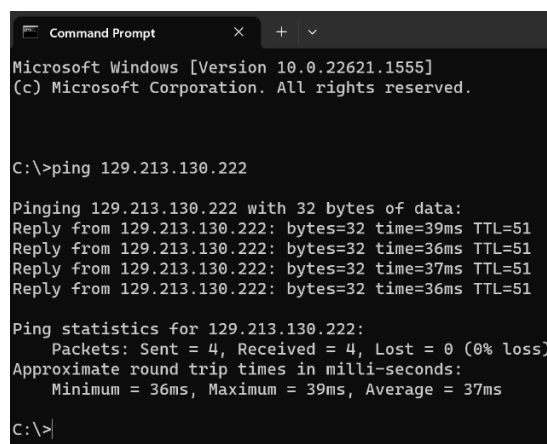
When running your latency testing, please ensure you use the correct Oracle Cloud Infrastructure (OCI) region(s) public IP address listed below as your endpoint.

### Windows Operating System

The below provides instructional steps to run Ping and Traceroute tests from your Windows Operating System machine.

#### Ping Test

- 1) Open a Command Prompt window
  - a. Search > cmd
- 2) Type the following
  - a. Ping <<enter Oracle Cloud Infrastructure Region public IP Address>>
    - i. Example (North America Ashburn): C:\>ping 129.213.130.222
- 3) Record Results as screenshot
  - a. Example (North America Ashburn)



```

Microsoft Windows [Version 10.0.22621.1555]
(c) Microsoft Corporation. All rights reserved.

C:\>ping 129.213.130.222

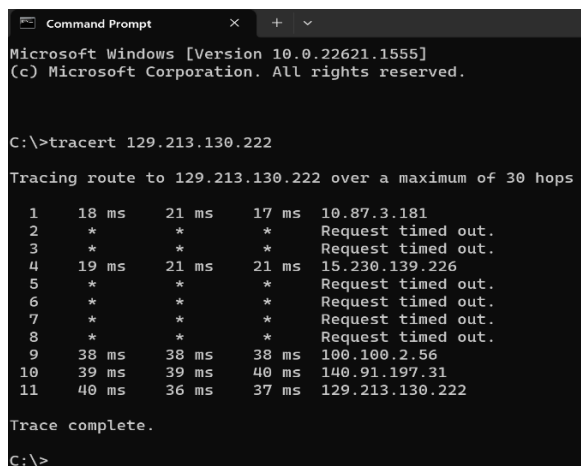
Pinging 129.213.130.222 with 32 bytes of data:
Reply from 129.213.130.222: bytes=32 time=39ms TTL=51
Reply from 129.213.130.222: bytes=32 time=36ms TTL=51
Reply from 129.213.130.222: bytes=32 time=37ms TTL=51
Reply from 129.213.130.222: bytes=32 time=36ms TTL=51

Ping statistics for 129.213.130.222:
    Packets: Sent = 4, Received = 4, Lost = 0 (0% loss)
    Approximate round trip times in milli-seconds:
        Minimum = 36ms, Maximum = 39ms, Average = 37ms

C:\>
  
```

#### Traceroute Test

- 1) Open a Command Prompt window
  - a. Search > cmd
- 2) Type the following
  - a. tracert <<enter Oracle Cloud Infrastructure Region public IP Address>>
    - i. Example (North America Ashburn): C:\>tracert 129.213.130.222
- 3) Record Results as screenshot
  - a. Example (North America Ashburn)



```

Microsoft Windows [Version 10.0.22621.1555]
(c) Microsoft Corporation. All rights reserved.

C:\>tracert 129.213.130.222

Tracing route to 129.213.130.222 over a maximum of 30 hops

  0  18 ms  21 ms  17 ms  10.87.3.181
  1  *      *      *      Request timed out.
  2  *      *      *      Request timed out.
  3  *      *      *      Request timed out.
  4  19 ms  21 ms  21 ms  15.230.139.226
  5  *      *      *      Request timed out.
  6  *      *      *      Request timed out.
  7  *      *      *      Request timed out.
  8  *      *      *      Request timed out.
  9  38 ms  38 ms  38 ms  100.100.2.56
 10  39 ms  39 ms  40 ms  140.91.197.31
 11  40 ms  36 ms  37 ms  129.213.130.222

Trace complete.

C:\>
  
```

## Mac Operating System

The below provides instructional steps to run Ping and Traceroute tests from your Mac Operating System machine.

### Ping Test

- 1) Open Terminal App
  - b. Finder > Applications > Terminal (may be in Utilities folder)
- 2) Type the following
  - a. Ping <<enter Oracle Cloud Infrastructure Region public IP Address>>
  - b. Control + c may be required to stop ping test
  - c. Example (North America Ashburn): x@x-mac ~ % ping 129.213.130.222
- 3) Record Results as screenshot
  - a. Example (North America Ashburn)

```

Last login: Tue Apr 18 09:44:23 on ttys000
-mac ~ % ping 129.213.130.222
PING 129.213.130.222 (129.213.130.222): 56 data bytes
64 bytes from 129.213.130.222: icmp_seq=0 ttl=47 time=197.985 ms
64 bytes from 129.213.130.222: icmp_seq=1 ttl=47 time=194.955 ms
64 bytes from 129.213.130.222: icmp_seq=2 ttl=47 time=192.374 ms
64 bytes from 129.213.130.222: icmp_seq=3 ttl=47 time=196.298 ms
64 bytes from 129.213.130.222: icmp_seq=4 ttl=47 time=193.442 ms
64 bytes from 129.213.130.222: icmp_seq=5 ttl=47 time=193.246 ms
64 bytes from 129.213.130.222: icmp_seq=6 ttl=47 time=192.077 ms
64 bytes from 129.213.130.222: icmp_seq=7 ttl=47 time=196.354 ms
64 bytes from 129.213.130.222: icmp_seq=8 ttl=47 time=193.597 ms
64 bytes from 129.213.130.222: icmp_seq=9 ttl=47 time=193.122 ms
64 bytes from 129.213.130.222: icmp_seq=10 ttl=47 time=196.618 ms
^C
--- 129.213.130.222 ping statistics ---
11 packets transmitted, 11 packets received, 0.0% packet loss
round-trip min/avg/max/stddev = 192.077/194.544/197.985/1.876 ms
    
```

### Traceroute Test

- 1) Open Terminal App
  - a. Finder > Applications > Terminal (may be in Utilities folder)
- 2) Type the following
  - a. Traceroute <<enter Oracle Cloud Infrastructure Region public IP Address>>
    - i. Example (North America Ashburn): x@x-mac ~ % traceroute 129.213.130.222
- 3) Record Results as screenshot
  - a. Example (North America Ashburn)

```

Last login: Tue Apr 18 16:24:17 on ttys000
-mac ~ % traceroute 129.213.130.222
traceroute to 129.213.130.222 (129.213.130.222), 64 hops max, 52 byte packets
 1  4.786 ms  7.936 ms
 2  19.832 ms  14.737 ms  16.169 ms
 3  17.922 ms  14.819 ms  14.817 ms
 4  17.126 ms  14.247 ms  13.879 ms
 5
 6  17.007 ms  15.190 ms  15.127 ms
 7  24.322 ms  22.612 ms  23.038 ms
 8  25.021 ms
   28.885 ms *
   26.792 ms
   24.774 ms
   22.507 ms
 9  30.133 ms
   33.953 ms  41.359 ms
10  35.061 ms
   34.235 ms
   35.969 ms
11  37.675 ms  34.282 ms  33.935 ms
12  39.912 ms
   41.991 ms
   42.245 ms
13  39.210 ms
   40.492 ms  40.890 ms
   39.844 ms  46.476 ms
14  45.520 ms
15  140.91.196.228 (140.91.196.228) 39.769 ms
   140.91.197.38 (140.91.197.38) 40.532 ms
   140.91.196.55 (140.91.196.55) 40.700 ms
16  * * *
    
```

## Bandwidth Considerations Per Hotel

Network bandwidth refers to the data rate and is a measure of a network’s ability to transfer data.

In most networks, it is usually limited by the capacity of the local network edge access link between the subscribing hotel and its core network backbone, as shown at right.

When designing the type of circuit required for OPERA Cloud, it is important the following requirements are adequately scoped:

- Total number of physical workstations within the property which will be required to access OPERA Cloud.
- If existing links are utilized, ensure sufficient free bandwidth is available during peaks.

Core Network Backbone

Network Edge Access Links

Hotel Network Security

Subscribing Hotel

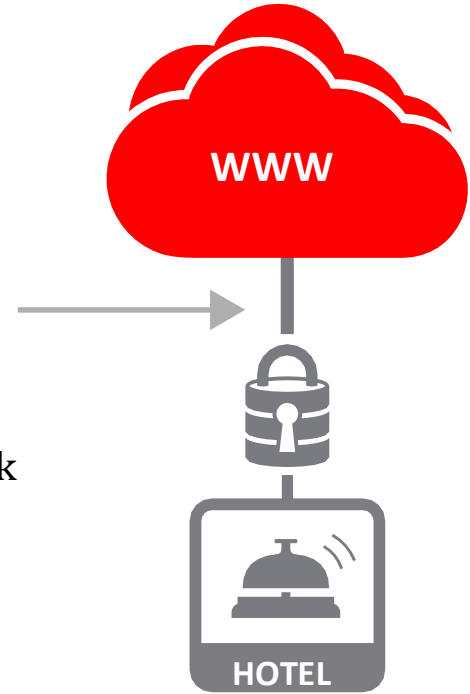


Figure 4. Showing network edge ‘last mile’ links which are typically limiting factors in corporate network designs.

## Bandwidth Calculations

During the normal operation of OPERA Cloud, the bandwidth requirements are relatively small; however, these do peak when a user requests data to print or requires a download of exported data. To calculate this, the following formula can be used as a guide:

Recommended minimum bandwidth (Mbps) per hotel=(W×0.3)

Where: W=Total Physical Workstations

This formula results in the following bandwidth estimations. Depending on the available bandwidth tiers, the local access link should always be rounded up from the value calculated in table 3.

Workstations	Bandwidth (Mbps)
5	1.5
10	3
25	7.5
50	15
100	30
150	45

Table 3: Site bandwidth requirements by workstation count.











CONTACT US  
For more information about Oracle Hospitality, visit [oracle.com/hospitality](http://oracle.com/hospitality) or call +1.800.ORACLE1 to speak to an Oracle representative.

CONNECT WITH US

-  [blogs.oracle.com/hospitality](http://blogs.oracle.com/hospitality)
-  [facebook.com/OracleHospitality](http://facebook.com/OracleHospitality)
-  [twitter.com/OracleHosp](http://twitter.com/OracleHosp)
-  [oracle.com](http://oracle.com)

Integrated Cloud Applications & Platform Services

