

# Oracle® Life Sciences InForm

## Clinical Data API Guide



Release 7.0.1  
F56802-01  
February 2024



Copyright © 2019, 2024, Oracle and/or its affiliates.

This software and related documentation are provided under a license agreement containing restrictions on use and disclosure and are protected by intellectual property laws. Except as expressly permitted in your license agreement or allowed by law, you may not use, copy, reproduce, translate, broadcast, modify, license, transmit, distribute, exhibit, perform, publish, or display any part, in any form, or by any means. Reverse engineering, disassembly, or decompilation of this software, unless required by law for interoperability, is prohibited.

The information contained herein is subject to change without notice and is not warranted to be error-free. If you find any errors, please report them to us in writing.

If this is software, software documentation, data (as defined in the Federal Acquisition Regulation), or related documentation that is delivered to the U.S. Government or anyone licensing it on behalf of the U.S. Government, then the following notice is applicable:

U.S. GOVERNMENT END USERS: Oracle programs (including any operating system, integrated software, any programs embedded, installed, or activated on delivered hardware, and modifications of such programs) and Oracle computer documentation or other Oracle data delivered to or accessed by U.S. Government end users are "commercial computer software," "commercial computer software documentation," or "limited rights data" pursuant to the applicable Federal Acquisition Regulation and agency-specific supplemental regulations. As such, the use, reproduction, duplication, release, display, disclosure, modification, preparation of derivative works, and/or adaptation of i) Oracle programs (including any operating system, integrated software, any programs embedded, installed, or activated on delivered hardware, and modifications of such programs), ii) Oracle computer documentation and/or iii) other Oracle data, is subject to the rights and limitations specified in the license contained in the applicable contract. The terms governing the U.S. Government's use of Oracle cloud services are defined by the applicable contract for such services. No other rights are granted to the U.S. Government.

This software or hardware is developed for general use in a variety of information management applications. It is not developed or intended for use in any inherently dangerous applications, including applications that may create a risk of personal injury. If you use this software or hardware in dangerous applications, then you shall be responsible to take all appropriate fail-safe, backup, redundancy, and other measures to ensure its safe use. Oracle Corporation and its affiliates disclaim any liability for any damages caused by use of this software or hardware in dangerous applications.

Oracle®, Java, MySQL, and NetSuite are registered trademarks of Oracle and/or its affiliates. Other names may be trademarks of their respective owners.

Intel and Intel Inside are trademarks or registered trademarks of Intel Corporation. All SPARC trademarks are used under license and are trademarks or registered trademarks of SPARC International, Inc. AMD, Epyc, and the AMD logo are trademarks or registered trademarks of Advanced Micro Devices. UNIX is a registered trademark of The Open Group.

This software or hardware and documentation may provide access to or information about content, products, and services from third parties. Oracle Corporation and its affiliates are not responsible for and expressly disclaim all warranties of any kind with respect to third-party content, products, and services unless otherwise set forth in an applicable agreement between you and Oracle. Oracle Corporation and its affiliates will not be responsible for any loss, costs, or damages incurred due to your access to or use of third-party content, products, or services, except as set forth in an applicable agreement between you and Oracle.

For information about Oracle's commitment to accessibility, visit the Oracle Accessibility Program website at <http://www.oracle.com/pls/topic/lookup?ctx=acc&id=docacc>.

# Contents

## 1 Clinical Data API

---

Overview of the Clinical Data API	1-1
Web service URL	1-1
Verifying the installation	1-1
Using the sample WSDL	1-2
C# example	1-2
Java example	1-7
Creating the Clinical Data API users	1-21
Sample programs for ODM Submit	1-21
web.config settings that secure the Web services	1-21
Restrict access to service metadata	1-22
WCF—Enabling and disabling metadata	1-22
Message format	1-22
SOAP header	1-23
Web service interface methods	1-23
ODM Submit—Submission messages	1-24
SOAP body for Request message—Submissions	1-24
Response XML format—Submissions	1-25
ODM Submit—Document status messages	1-26
SOAP body for Request messages—Document status	1-27
Response XML format—Document status	1-27
ODM Submit—Report messages	1-28
SOAP body for Request messages—Reports	1-28
Response XML format—Reports	1-29
Removing Clinical Data API status records	1-29

## 2 ODM Submit elements

---

About ODM Submit schema elements	2-1
Missing and empty data values	2-1
Units and normalized values	2-2
Supported elements and attributes	2-2
Annotation (Comment)	2-3

Annotation (Sub-element of Association)	2-3
Association	2-4
pf:Candidate	2-5
ClinicalData	2-6
Comment	2-7
FormData	2-7
pf:FormStatus	2-8
ItemData	2-9
pf:FormattedDateValue	2-10
InFormItemData	2-11
ItemGroupData	2-11
pf:ItemStatus	2-12
KeySet	2-13
MeasurementUnitRef	2-14
ODMSubmit	2-15
pf:ReasonIncomplete	2-16
SiteRef	2-16
StudyEventData	2-17
SubjectData	2-18
pf:SubjectStatus	2-19
pf:SubjectTransfer	2-19
SubjectKey	2-20
SubjectKeyType	2-20
Value	2-20
Value attribute for text controls	2-21
Value attribute for menu controls	2-21
Value attribute for radio controls	2-21
Value attribute for date/time controls	2-22
Value attribute for check box controls	2-22
Value attribute for group controls	2-23
Oracle Life Sciences InForm to Oracle Argus Safety Integration	2-23

### 3 Running the ODM Submit utility from the command line

---

ODM Submit utility command line parameters	3-1
--	-----

# Documentation accessibility

For information about Oracle's commitment to accessibility, visit the Oracle Accessibility Program website at <http://www.oracle.com/pls/topic/lookup?ctx=acc&id=docacc>.

---

# Diversity and Inclusion

Oracle is fully committed to diversity and inclusion. Oracle respects and values having a diverse workforce that increases thought leadership and innovation. As part of our initiative to build a more inclusive culture that positively impacts our employees, customers, and partners, we are working to remove insensitive terms from our products and documentation. We are also mindful of the necessity to maintain compatibility with our customers' existing technologies and the need to ensure continuity of service as Oracle's offerings and industry standards evolve. Because of these technical constraints, our effort to remove insensitive terms is ongoing and will take time and external cooperation.

# Related resources

All documentation and other supporting materials are available on the [Oracle Help Center](#).

---

# Access to Oracle Support

Oracle customers that have purchased support have access to electronic support through Oracle Support Cloud.

Contact our Oracle Customer Support Services team by logging requests in one of the following locations:

- English interface Customer Support Portal (<https://hsgbu.custhelp.com/>)
- Japanese interface Customer Support Portal (<https://hsgbu-jp.custhelp.com/>)

You can also call our 24x7 help desk. For information, visit <https://www.oracle.com/life-sciences/support/> or visit <https://www.oracle.com/corporate/accessibility/learning-support.html#support-tab> if you are hearing impaired.



# Additional copyright information

This documentation may include references to materials, offerings, or products that were previously offered by Phase Forward Inc. Certain materials, offerings, services, or products may no longer be offered or provided. Oracle and its affiliates cannot be held responsible for any such references should they appear in the text provided.

# 1

## Clinical Data API

In this chapter:

- [Overview of the Clinical Data API](#)
- [Web service URL](#)
- [Verifying the installation](#)
- [Using the sample WSDL](#)
- [Creating the Clinical Data API users](#)
- [Sample programs for ODM Submit](#)
- [web.config settings that secure the Web services](#)
- [Message format](#)
- [Web service interface methods](#)

### Overview of the Clinical Data API

The Clinical Data API is an application program interface (API) that allows remote users; that is, users who do not have access to the physical machine on which the Oracle Life Sciences InForm application is installed, to submit clinical data to the Oracle InForm application.

To submit data to the Oracle InForm application using the Clinical Data API, you must use an XML format called Oracle InForm ODM. Oracle InForm ODM is based on the ODM XML schema, and has Oracle InForm-specific extensions.

For a description of the supported elements and attributes for Oracle InForm ODM, see [ODM Submit elements](#).

### Web service URL

The web service URL must resolve to a study name. Additional study name parameters supplied in the message ensure that the routing is correct.

A web service URL includes the following: `http://<fully_qualified_domain_name>:<port>/<study_name>/ws/odmsubmitservice/ODMSubmitService.svc`

### Verifying the installation

Check IIS to make sure that the Clinical Data API virtual directory was successfully created:

1. Open the IIS Service Manager.
2. Navigate to the computer on which the Clinical Data API is installed.
3. Select **Sites** > **odmsubmitservice\_Site**.

4. In the **Actions** panel, verify that the correct port number is listed under **Browse Web Site**.

Ensure that you configured the SSL certificate for the Clinical Data API virtual directory.

## Using the sample WSDL

To use the WSDL to generate the proxy client code:

- For C#, modify the WSDL in the <installation\_directory>\InForm\ODMSubmitSamples\WebServiceClients\CSClient Sample folder by replacing the three instances of **THE\_WEB\_SERVICE\_URL** with a valid URL.  
For more information, see [C# example](#).
- For Java, modify the WSDL in the <installation\_directory>\InForm\ODMSubmitSamples\WebServiceClients\JavaClientSample\META-INF\wsdl folder by replacing the three instances of **THE\_WEB\_SERVICE\_URL** with a valid URL.  
For more information, see [Java example](#).
- [C# example](#)
- [Java example](#)

## C# example

### Section Title

```
<?xml version="1.0" encoding="utf-8"?>

<wsdl:definitions xmlns:wsam="http://www.w3.org/2007/05/addressing/
metadata" xmlns:wsap="http://schemas.xmlsoap.org/ws/2004/08/addressing/
policy" xmlns:msc="http://schemas.microsoft.com/ws/2005/12/wsdl/
contract" xmlns:wsp="http://schemas.xmlsoap.org/ws/2004/09/policy"
xmlns:soap="http://schemas.xmlsoap.org/wsdl/soap/" xmlns:wsu="http://
docs.oasis-open.org/wss/2004/01/oasis-200401-wss-wssecurity-
utility-1.0.xsd" xmlns:soap12="http://schemas.xmlsoap.org/wsdl/
soap12/" xmlns:soapenc="http://schemas.xmlsoap.org/soap/encoding/"
xmlns:tns="http://www.phaseforward.com/InForm/ODMSubmit/Extensions/
1.0" xmlns:wsa10="http://www.w3.org/2005/08/addressing"
xmlns:wsaw="http://www.w3.org/2006/05/addressing/wsdl"
xmlns:wsa="http://schemas.xmlsoap.org/ws/2004/08/addressing"
name="ODMSubmitService" targetNamespace="http://www.phaseforward.com/
InForm/ODMSubmit/Extensions/1.0" xmlns:wsdl="http://
schemas.xmlsoap.org/wsdl/">

  <wsp:Policy wsu:Id="ODMSubmitService_policy">

    <wsp:ExactlyOne>

      <wsp>All>

        <sp:TransportBinding xmlns:sp="http://schemas.xmlsoap.org/ws/
2005/07/securitypolicy">
```

```
<wsp:Policy>
  <sp:TransportToken>
    <wsp:Policy>
      <sp:HttpsToken RequireClientCertificate="false" />
    </wsp:Policy>
  </sp:TransportToken>
  <sp:AlgorithmSuite>
    <wsp:Policy>
      <sp:Basic256 />
    </wsp:Policy>
  </sp:AlgorithmSuite>
  <sp:Layout>
    <wsp:Policy>
      <sp:Strict />
    </wsp:Policy>
  </sp:Layout>
  <sp:IncludeTimestamp />
</wsp:Policy>
</sp:TransportBinding>
  <sp:SignedSupportingTokens xmlns:sp="http://schemas.xmlsoap.org/ws/
2005/07/securitypolicy">
  <wsp:Policy>
    <sp:UsernameToken sp:IncludeToken="http://schemas.xmlsoap.org/ws/
2005/07/securitypolicy/IncludeToken/AlwaysToRecipient">
      <wsp:Policy>
        <sp:WssUsernameToken10 />
      </wsp:Policy>
    </sp:UsernameToken>
```

```
        </wsp:Policy>

    </sp:SignedSupportingTokens>

    <sp:Wss11 xmlns:sp="http://schemas.xmlsoap.org/ws/2005/07/
securitypolicy">

        <wsp:Policy />

    </sp:Wss11>

    <sp:Trust10 xmlns:sp="http://schemas.xmlsoap.org/ws/2005/07/
securitypolicy">

        <wsp:Policy>

            <sp:MustSupportIssuedTokens />

            <sp:RequireClientEntropy />

            <sp:RequireServerEntropy />

        </wsp:Policy>

    </sp:Trust10>

    <wsaw:UsingAddressing />

</wsp:All>

</wsp:ExactlyOne>

</wsp:Policy>

<wsdl:types>

    <schema targetNamespace="http://www.phaseforward.com/InForm/
ODMSubmit/Extensions/1.0/Imports" xmlns="http://www.w3.org/2001/
XMLSchema">

        <!-- Specify URL to get XSD for this web service. For example:
https://myvm.mydomain.com:14051/mytrial/ws/odmsubmit/service/
ODMSubmitService.svc?xsd=xsd0 -->

        <import schemaLocation="THE_WEB_SERVICE_URL?xsd=xsd0"
namespace="http://www.phaseforward.com/InForm/ODMSubmit/Extensions/
1.0" />

    </schema>

</wsdl:types>

<wsdl:message name="ODMSubmitService_Submit_InputMessage">

    <wsdl:part name="parameters" element="tns:Submit" />


```

```
</wsdl:message>

<wsdl:message name="ODMSubmitService_Submit_OutputMessage">
  <wsdl:part name="parameters" element="tns:SubmitResponse" />
</wsdl:message>

<wsdl:message name="ODMSubmitService_Status_InputMessage">
  <wsdl:part name="parameters" element="tns:Status" />
</wsdl:message>

<wsdl:message name="ODMSubmitService_Status_OutputMessage">
  <wsdl:part name="parameters" element="tns:StatusResponse" />
</wsdl:message>

<wsdl:message name="ODMSubmitService_Report_InputMessage">
  <wsdl:part name="parameters" element="tns:Report" />
</wsdl:message>

<wsdl:message name="ODMSubmitService_Report_OutputMessage">
  <wsdl:part name="parameters" element="tns:ReportResponse" />
</wsdl:message>

<wsdl:portType name="ODMSubmitService">

  <wsdl:operation name="Submit">

    <wsdl:input wsaw:Action="http://www.phaseforward.com/InForm/ODMSubmit/
Extensions/1.0/Submit" message="tns:ODMSubmitService_Submit_InputMessage" />

    <wsdl:output wsaw:Action="http://www.phaseforward.com/InForm/ODMSubmit/
Extensions/1.0/SubmitReply"
message="tns:ODMSubmitService_Submit_OutputMessage" />

  </wsdl:operation>

  <wsdl:operation name="Status">

    <wsdl:input wsaw:Action="http://www.phaseforward.com/InForm/ODMSubmit/
Extensions/1.0/Status" message="tns:ODMSubmitService_Status_InputMessage" />

    <wsdl:output wsaw:Action="http://www.phaseforward.com/InForm/ODMSubmit/
Extensions/1.0/StatusReply"
message="tns:ODMSubmitService_Status_OutputMessage" />

  </wsdl:operation>

</wsdl:portType>

</wsdl:binding>

</wsdl:service>

```

```
</wsdl:operation>

<wsdl:operation name="Report">

    <wsdl:input wsaw:Action="http://www.phaseforward.com/InForm/
ODMSubmit/Extensions/1.0/Report"
message="tns:ODMSubmitService_Report_InputMessage" />

    <wsdl:output wsaw:Action="http://www.phaseforward.com/InForm/
ODMSubmit/Extensions/1.0/ReportReply"
message="tns:ODMSubmitService_Report_OutputMessage" />

</wsdl:operation>

</wsdl:portType>

<wsdl:binding name="ODMSubmitService" type="tns:ODMSubmitService">

    <wsp:PolicyReference URI="#ODMSubmitService_policy" />

    <soap12:binding transport="http://schemas.xmlsoap.org/soap/http" />

    <wsdl:operation name="Submit">

        <soap12:operation soapAction="http://www.phaseforward.com/InForm/
ODMSubmit/Extensions/1.0/Submit" style="document" />

        <wsdl:input>

            <soap12:body use="literal" />

        </wsdl:input>

        <wsdl:output>

            <soap12:body use="literal" />

        </wsdl:output>

    </wsdl:operation>

    <wsdl:operation name="Status">

        <soap12:operation soapAction="http://www.phaseforward.com/InForm/
ODMSubmit/Extensions/1.0/Status" style="document" />

        <wsdl:input>

            <soap12:body use="literal" />

        </wsdl:input>

        <wsdl:output>

            <soap12:body use="literal" />

        </wsdl:output>

    </wsdl:operation>

</wsdl:binding>

</wsdl:service>

</wsdl:definitions>
```

```
</wsdl:output>

</wsdl:operation>

<wsdl:operation name="Report">

    <soap12:operation soapAction="http://www.phaseforward.com/InForm/
ODMSubmit/Extensions/1.0/Report" style="document" />

    <wsdl:input>

        <soap12:body use="literal" />

    </wsdl:input>

    <wsdl:output>

        <soap12:body use="literal" />

    </wsdl:output>

</wsdl:operation>

</wsdl:binding>

<wsdl:service name="ODMSubmitService">

    <wsdl:port name="ODMSubmitService" binding="tns:ODMSubmitService">

        <!-- Specify URL for this web service. For example: https://
myvm.mydomain.com:14051/mytrial/ws/odmsubmitservice/ODMSubmitService.svc -->

        <soap12:address location="THE_WEB_SERVICE_URL" />

        <wsa10:EndpointReference>

            <!-- Specify URL for this web service. For example: https://
myvm.mydomain.com:14051/mytrial/ws/odmsubmitservice/ODMSubmitService.svc -->

            <wsa10:Address>THE_WEB_SERVICE_URL</wsa10:Address>

        </wsa10:EndpointReference>

    </wsdl:port>

</wsdl:service>

</wsdl:definitions>
```

## Java example

```
<?xml version="1.0" encoding="utf-8"?>
```



```
<wsdl:definitions name="ODMSubmitService" targetNamespace="http://
www.phaseforward.com/InForm/ODMSubmit/Extensions/1.0"
xmlns:wsdl="http://schemas.xmlsoap.org/wsdl/" xmlns:wsa10="http://
www.w3.org/2005/08/addressing" xmlns:tns="http://www.phaseforward.com/
InForm/ODMSubmit/Extensions/1.0" xmlns:wssu="http://docs.oasis-
open.org/wss/2004/01/oasis-200401-wss-wssecurity-utility-1.0.xsd"
xmlns:wsaw="http://www.w3.org/2006/05/addressing/wsdl"
xmlns:wsp="http://schemas.xmlsoap.org/ws/2004/09/policy"
xmlns:wsap="http://schemas.xmlsoap.org/ws/2004/08/addressing/policy"
xmlns:msc="http://schemas.microsoft.com/ws/2005/12/wsdl/contract"
xmlns:wsam="http://www.w3.org/2007/05/addressing/metadata"
xmlns:wsa="http://schemas.xmlsoap.org/ws/2004/08/addressing"
xmlns:soap="http://schemas.xmlsoap.org/wsdl/soap/"
xmlns:soap12="http://schemas.xmlsoap.org/wsdl/soap12/"
xmlns:soapenc="http://schemas.xmlsoap.org/soap/encoding/">

  <wsp:Policy wsu:Id="ODMSubmitService_policy">

    <wsp:ExactlyOne>

      <wsp:All>

        <sp:SymmetricBinding xmlns:sp="http://schemas.xmlsoap.org/ws/
2005/07/securitypolicy">

          <wsp:Policy>

            <sp:ProtectionToken>

              <wsp:Policy>

                <sp:SecureConversationToken sp:IncludeToken="http://
schemas.xmlsoap.org/ws/2005/07/securitypolicy/IncludeToken/
AlwaysToRecipient">

                  <wsp:Policy>

                    <sp:RequireDerivedKeys/>

                    <sp:BootstrapPolicy>

                      <wsp:Policy>

                        <sp:SignedParts>

                          <sp:Body/>

                          <sp:Header Name="To" Namespace="http://
www.w3.org/2005/08/addressing"/>

                          <sp:Header Name="From" Namespace="http://
www.w3.org/2005/08/addressing"/>

                          <sp:Header Name="FaultTo" Namespace="http://
www.w3.org/2005/08/addressing"/>

```

```
        <sp:Header Name="ReplyTo" Namespace="http://
www.w3.org/2005/08/addressing"/>

        <sp:Header Name="MessageID" Namespace="http://
www.w3.org/2005/08/addressing"/>

        <sp:Header Name="RelatesTo" Namespace="http://
www.w3.org/2005/08/addressing"/>

        <sp:Header Name="Action" Namespace="http://
www.w3.org/2005/08/addressing"/>

        </sp:SignedParts>

        <sp:EncryptedParts>

        <sp:Body/>

        </sp:EncryptedParts>

        <sp:SymmetricBinding>

        <wsp:Policy>

            <sp:ProtectionToken>

                <wsp:Policy>

                    <sp:SpnegoContextToken
sp:IncludeToken="http://schemas.xmlsoap.org/ws/2005/07/securitypolicy/
IncludeToken/AlwaysToRecipient">

                        <wsp:Policy>

                            <sp:RequireDerivedKeys/>

                        </wsp:Policy>

                    </sp:SpnegoContextToken>

                </wsp:Policy>

            </sp:ProtectionToken>

            <sp:AlgorithmSuite>

                <wsp:Policy>

                    <sp:Basic256/>

                </wsp:Policy>

            </sp:AlgorithmSuite>
```

```
<sp:Layout>
  <wsp:Policy>
    <sp:Strict/>
  </wsp:Policy>
</sp:Layout>

<sp:IncludeTimestamp/>

<sp:EncryptSignature/>

<sp:OnlySignEntireHeadersAndBody/>

</wsp:Policy>
</sp:SymmetricBinding>

<sp:Wss11>
  <wsp:Policy>
    <sp:MustSupportRefKeyIdentifier/>
    <sp:MustSupportRefIssuerSerial/>
    <sp:MustSupportRefThumbprint/>
    <sp:MustSupportRefEncryptedKey/>
  </wsp:Policy>
</sp:Wss11>

<sp:Trust10>
  <wsp:Policy>
    <sp:MustSupportIssuedTokens/>
    <sp:RequireClientEntropy/>
    <sp:RequireServerEntropy/>
  </wsp:Policy>
</sp:Trust10>

</wsp:Policy>
</sp:BootstrapPolicy>

</wsp:Policy>
```

```
        </sp:SecureConversationToken>
    </wsp:Policy>
</sp:ProtectionToken>
<sp:AlgorithmSuite>
    <wsp:Policy>
        <sp:Basic256/>
    </wsp:Policy>
</sp:AlgorithmSuite>
<sp:Layout>
    <wsp:Policy>
        <sp:Strict/>
    </wsp:Policy>
</sp:Layout>
<sp:IncludeTimestamp/>
<sp:EncryptSignature/>
<sp:OnlySignEntireHeadersAndBody/>
</wsp:Policy>
</sp:SymmetricBinding>
    <sp:Wss11 xmlns:sp="http://schemas.xmlsoap.org/ws/2005/07/
securitypolicy">
    <wsp:Policy>
        <sp:MustSupportRefKeyIdentifier/>
        <sp:MustSupportRefIssuerSerial/>
        <sp:MustSupportRefThumbprint/>
        <sp:MustSupportRefEncryptedKey/>
    </wsp:Policy>
</sp:Wss11>
    <sp:Trust10 xmlns:sp="http://schemas.xmlsoap.org/ws/2005/07/
```

```
securitypolicy">
    <wsp:Policy>
        <sp:MustSupportIssuedTokens/>
        <sp:RequireClientEntropy/>
        <sp:RequireServerEntropy/>
    </wsp:Policy>
</sp:Trust10>
<wsaw:UsingAddressing/>
</wsp:All>
</wsp:ExactlyOne>
</wsp:Policy>
<wsp:Policy wsu:Id="ODMSubmitService_Submit_Input_policy">
    <wsp:ExactlyOne>
        <wsp:All>
            <sp:SignedParts xmlns:sp="http://schemas.xmlsoap.org/ws/
2005/07/securitypolicy">
                <sp:Body/>
                <sp:Header Name="To" Namespace="http://www.w3.org/2005/08/
addressing"/>
                <sp:Header Name="From" Namespace="http://www.w3.org/2005/08/
addressing"/>
                <sp:Header Name="FaultTo" Namespace="http://www.w3.org/
2005/08/addressing"/>
                <sp:Header Name="ReplyTo" Namespace="http://www.w3.org/
2005/08/addressing"/>
                <sp:Header Name="MessageID" Namespace="http://www.w3.org/
2005/08/addressing"/>
                <sp:Header Name="RelatesTo" Namespace="http://www.w3.org/
2005/08/addressing"/>
                <sp:Header Name="Action" Namespace="http://www.w3.org/
2005/08/addressing"/>
            </sp:SignedParts>
```

```
        <sp:EncryptedParts xmlns:sp="http://schemas.xmlsoap.org/ws/2005/07/
securitypolicy">

            <sp:Body/>

        </sp:EncryptedParts>

    </wsp:All>

</wsp:ExactlyOne>

</wsp:Policy>

<wsp:Policy wsu:Id="ODMSubmitService_Submit_output_policy">

    <wsp:ExactlyOne>

        <wsp:All>

            <sp:SignedParts xmlns:sp="http://schemas.xmlsoap.org/ws/2005/07/
securitypolicy">

                <sp:Body/>

                <sp:Header Name="To" Namespace="http://www.w3.org/2005/08/
addressing"/>

                <sp:Header Name="From" Namespace="http://www.w3.org/2005/08/
addressing"/>

                <sp:Header Name="FaultTo" Namespace="http://www.w3.org/2005/08/
addressing"/>

                <sp:Header Name="ReplyTo" Namespace="http://www.w3.org/2005/08/
addressing"/>

                <sp:Header Name="MessageID" Namespace="http://www.w3.org/2005/08/
addressing"/>

                <sp:Header Name="RelatesTo" Namespace="http://www.w3.org/2005/08/
addressing"/>

                <sp:Header Name="Action" Namespace="http://www.w3.org/2005/08/
addressing"/>

            </sp:SignedParts>

            <sp:EncryptedParts xmlns:sp="http://schemas.xmlsoap.org/ws/2005/07/
securitypolicy">

                <sp:Body/>

            </sp:EncryptedParts>

        </wsp:All>

    </wsp:ExactlyOne>

</wsp:Policy>

</wsp:All>

</wsdl:binding>

</wsdl:service>

</wsdl:bindingGroup>

</wsdl:definitions>
```

```
</wsp:All>

</wsp:ExactlyOne>

</wsp:Policy>

<wsp:Policy wsu:Id="ODMSubmitService_Status_Input_policy">

  <wsp:ExactlyOne>

    <wsp:All>

      <sp:SignedParts xmlns:sp="http://schemas.xmlsoap.org/ws/
2005/07/securitypolicy">

        <sp:Body/>

        <sp:Header Name="To" Namespace="http://www.w3.org/2005/08/
addressing"/>

        <sp:Header Name="From" Namespace="http://www.w3.org/2005/08/
addressing"/>

        <sp:Header Name="FaultTo" Namespace="http://www.w3.org/
2005/08/addressing"/>

        <sp:Header Name="ReplyTo" Namespace="http://www.w3.org/
2005/08/addressing"/>

        <sp:Header Name="MessageID" Namespace="http://www.w3.org/
2005/08/addressing"/>

        <sp:Header Name="RelatesTo" Namespace="http://www.w3.org/
2005/08/addressing"/>

        <sp:Header Name="Action" Namespace="http://www.w3.org/
2005/08/addressing"/>

      </sp:SignedParts>

      <sp:EncryptedParts xmlns:sp="http://schemas.xmlsoap.org/ws/
2005/07/securitypolicy">

        <sp:Body/>

      </sp:EncryptedParts>

    </wsp:All>

  </wsp:ExactlyOne>

</wsp:Policy>

<wsp:Policy wsu:Id="ODMSubmitService_Status_output_policy">
```

```
<wsp:ExactlyOne>

  <wsp:All>

    <sp:SignedParts xmlns:sp="http://schemas.xmlsoap.org/ws/2005/07/
securitypolicy">

      <sp:Body/>

      <sp:Header Name="To" Namespace="http://www.w3.org/2005/08/
addressing"/>

      <sp:Header Name="From" Namespace="http://www.w3.org/2005/08/
addressing"/>

      <sp:Header Name="FaultTo" Namespace="http://www.w3.org/2005/08/
addressing"/>

      <sp:Header Name="ReplyTo" Namespace="http://www.w3.org/2005/08/
addressing"/>

      <sp:Header Name="MessageID" Namespace="http://www.w3.org/2005/08/
addressing"/>

      <sp:Header Name="RelatesTo" Namespace="http://www.w3.org/2005/08/
addressing"/>

      <sp:Header Name="Action" Namespace="http://www.w3.org/2005/08/
addressing"/>

    </sp:SignedParts>

    <sp:EncryptedParts xmlns:sp="http://schemas.xmlsoap.org/ws/2005/07/
securitypolicy">

      <sp:Body/>

    </sp:EncryptedParts>

  </wsp:All>

</wsp:ExactlyOne>

</wsp:Policy>

<wsp:Policy wsu:Id="ODMSubmitService_Report_Input_policy">

  <wsp:ExactlyOne>

    <wsp:All>

      <sp:SignedParts xmlns:sp="http://schemas.xmlsoap.org/ws/2005/07/
securitypolicy">

        <sp:Body/>
```



```
        <sp:Header Name="To" Namespace="http://www.w3.org/2005/08/
addressing"/>

        <sp:Header Name="From" Namespace="http://www.w3.org/2005/08/
addressing"/>

        <sp:Header Name="FaultTo" Namespace="http://www.w3.org/
2005/08/addressing"/>

        <sp:Header Name="ReplyTo" Namespace="http://www.w3.org/
2005/08/addressing"/>

        <sp:Header Name="MessageID" Namespace="http://www.w3.org/
2005/08/addressing"/>

        <sp:Header Name="RelatesTo" Namespace="http://www.w3.org/
2005/08/addressing"/>

        <sp:Header Name="Action" Namespace="http://www.w3.org/
2005/08/addressing"/>

        </sp:SignedParts>

        <sp:EncryptedParts xmlns:sp="http://schemas.xmlsoap.org/ws/
2005/07/securitypolicy">

            <sp:Body/>

        </sp:EncryptedParts>

        </wsp:All>

    </wsp:ExactlyOne>

</wsp:Policy>

<wsp:Policy wsu:Id="ODMSubmitService_Report_output_policy">

    <wsp:ExactlyOne>

        <wsp:All>

            <sp:SignedParts xmlns:sp="http://schemas.xmlsoap.org/ws/
2005/07/securitypolicy">

                <sp:Body/>

                <sp:Header Name="To" Namespace="http://www.w3.org/2005/08/
addressing"/>

                <sp:Header Name="From" Namespace="http://www.w3.org/2005/08/
addressing"/>

                <sp:Header Name="FaultTo" Namespace="http://www.w3.org/
```

```
2005/08/addressing"/>

    <sp:Header Name="ReplyTo" Namespace="http://www.w3.org/2005/08/
addressing"/>

    <sp:Header Name="MessageID" Namespace="http://www.w3.org/2005/08/
addressing"/>

    <sp:Header Name="RelatesTo" Namespace="http://www.w3.org/2005/08/
addressing"/>

    <sp:Header Name="Action" Namespace="http://www.w3.org/2005/08/
addressing"/>

    </sp:SignedParts>

    <sp:EncryptedParts xmlns:sp="http://schemas.xmlsoap.org/ws/2005/07/
securitypolicy">

        <sp:Body/>

    </sp:EncryptedParts>

</wsp:All>

</wsp:ExactlyOne>

</wsp:Policy>

<wsdl:types>

    <schema targetNamespace="http://www.phaseforward.com/InForm/ODMSubmit/
Extensions/1.0/Imports" xmlns="http://www.w3.org/2001/XMLSchema">

        <!-- Specify URL to get XSD for this web service. For example: https://
myvm.mydomain.com:14051/mytrial/ws/odmsubmitservice/ODMSubmitService.svc?
xsd=xsd0 -->

        <import schemaLocation="THE_WEB_SERVICE_URL?xsd=xsd0"
namespace="http://www.phaseforward.com/InForm/ODMSubmit/Extensions/1.0"/>

    </schema>

</wsdl:types>

<wsdl:message name="ODMSubmitService_Submit_InputMessage">

    <wsdl:part name="parameters" element="tns:Submit"/>

</wsdl:message>

<wsdl:message name="ODMSubmitService_Submit_OutputMessage">

    <wsdl:part name="parameters" element="tns:SubmitResponse"/>
```

```
</wsdl:message>

<wsdl:message name="ODMSubmitService_Status_InputMessage">
  <wsdl:part name="parameters" element="tns:Status"/>
</wsdl:message>

<wsdl:message name="ODMSubmitService_Status_OutputMessage">
  <wsdl:part name="parameters" element="tns:StatusResponse"/>
</wsdl:message>

<wsdl:message name="ODMSubmitService_Report_InputMessage">
  <wsdl:part name="parameters" element="tns:Report"/>
</wsdl:message>

<wsdl:message name="ODMSubmitService_Report_OutputMessage">
  <wsdl:part name="parameters" element="tns:ReportResponse"/>
</wsdl:message>

<wsdl:portType name="ODMSubmitService">

  <wsdl:operation name="Submit">

    <wsdl:input wsaw:Action="http://www.phaseforward.com/InForm/
ODMSubmit/Extensions/1.0/Submit"
message="tns:ODMSubmitService_Submit_InputMessage"/>

    <wsdl:output wsaw:Action="http://www.phaseforward.com/InForm/
ODMSubmit/Extensions/1.0/SubmitReply"
message="tns:ODMSubmitService_Submit_OutputMessage"/>

  </wsdl:operation>

  <wsdl:operation name="Status">

    <wsdl:input wsaw:Action="http://www.phaseforward.com/InForm/
ODMSubmit/Extensions/1.0/Status"
message="tns:ODMSubmitService_Status_InputMessage"/>

    <wsdl:output wsaw:Action="http://www.phaseforward.com/InForm/
ODMSubmit/Extensions/1.0/StatusReply"
message="tns:ODMSubmitService_Status_OutputMessage"/>

  </wsdl:operation>

  <wsdl:operation name="Report">

    <wsdl:input wsaw:Action="http://www.phaseforward.com/InForm/
```

```
ODMSubmit/Extensions/1.0/Report"
message="tns:ODMSubmitService_Report_InputMessage"/>

    <wsdl:output wsaw:Action="http://www.phaseforward.com/InForm/ODMSubmit/
Extensions/1.0/ReportReply"
message="tns:ODMSubmitService_Report_OutputMessage"/>

    </wsdl:operation>

</wsdl:portType>

<wsdl:binding name="ODMSubmitService" type="tns:ODMSubmitService">

    <wsp:PolicyReference URI="#ODMSubmitService_policy"/>

    <soap12:binding transport="http://schemas.xmlsoap.org/soap/http"/>

    <wsdl:operation name="Submit">

        <soap12:operation soapAction="http://www.phaseforward.com/InForm/
ODMSubmit/Extensions/1.0/Submit" style="document"/>

        <wsdl:input>

            <wsp:PolicyReference URI="#ODMSubmitService_Submit_Input_policy"/>

            <soap12:body use="literal"/>

        </wsdl:input>

        <wsdl:output>

            <wsp:PolicyReference URI="#ODMSubmitService_Submit_output_policy"/>

            <soap12:body use="literal"/>

        </wsdl:output>

    </wsdl:operation>

    <wsdl:operation name="Status">

        <soap12:operation soapAction="http://www.phaseforward.com/InForm/
ODMSubmit/Extensions/1.0/Status" style="document"/>

        <wsdl:input>

            <wsp:PolicyReference URI="#ODMSubmitService_Status_Input_policy"/>

            <soap12:body use="literal"/>

        </wsdl:input>

        <wsdl:output>
```

```
        <wsp:PolicyReference
URI="#ODMSubmitService_Status_output_policy"/>

        <soap12:body use="literal"/>

    </wsdl:output>

</wsdl:operation>

<wsdl:operation name="Report">

    <soap12:operation soapAction="http://www.phaseforward.com/InForm/
ODMSubmit/Extensions/1.0/Report" style="document"/>

    <wsdl:input>

        <wsp:PolicyReference
URI="#ODMSubmitService_Report_Input_policy"/>

        <soap12:body use="literal"/>

    </wsdl:input>

    <wsdl:output>

        <wsp:PolicyReference
URI="#ODMSubmitService_Report_output_policy"/>

        <soap12:body use="literal"/>

    </wsdl:output>

</wsdl:operation>

</wsdl:binding>

<wsdl:service name="ODMSubmitService">

    <wsdl:port name="ODMSubmitService" binding="tns:ODMSubmitService">

        <!-- Specify URL for this web service. For example: https://
myvm.mydomain.com:14051/mytrial/ws/odmsubmitservice/
ODMSubmitService.svc -->

        <soap12:address location="THE_WEB_SERVICE_URL"/>

        <wsa10:EndpointReference>

            <!-- Specify URL for this web service. For example: https://
myvm.mydomain.com:14051/mytrial/ws/odmsubmitservice/
ODMSubmitService.svc -->

            <wsa10:Address>THE_WEB_SERVICE_URL</wsa10:Address>

            <Identity xmlns="http://schemas.xmlsoap.org/ws/2006/02/
```

```
addressingidentity">
    <Upn>SLC05GQL\PfUSR_SLC05GQL</Upn>
</Identity>
</wsa10:EndpointReference>
</wsdl:port>
</wsdl:service>
</wsdl:definitions>
```

## Creating the Clinical Data API users

To access the web service interfaces and to use the Clinical Data API to submit data securely into the Oracle Life Sciences InForm application, the API needs information about two users:

- An Oracle InForm Integration user with the ODM Submit right.
- An Oracle InForm Site or Sponsor user with the Enter CRF data right.

## Sample programs for ODM Submit

Sample programs with source for C# and Java are available in the following directory:

- **C# sample programs**—  
<installation\_directory>\InForm\ODMSubmitSamples\WebServiceClients\CSCClientSample
- **Java sample programs**—  
<installation\_directory>\InForm\ODMSubmitSamples\WebServiceClients\JavaClientSample.

These programs demonstrate communications with the ODM Submit web service, and can be used as a reference as you create a file to submit using the Clinical Data API.

## web.config settings that secure the Web services

Settings in the web.config file control various aspects of the use of the Clinical Data API. These settings are determined by the behavior you want to control and whether the Clinical Data API uses WCF or WSE as its web service.

By default, these settings are off (disabled). When developing your client, you might want to enable certain settings for testing purposes. However, before deploying your client to production, be sure to disable the settings to ensure web services are secure.

Settings in the web.config file affect the following access to metadata. The Clinical Data API metadata output can be used as input to client programs that you build. Settings in the web.config file control whether metadata is output by an interface, and whether client programs have access to this metadata.

For more information, see [Restrict access to service metadata](#).

- [Restrict access to service metadata](#)

## Restrict access to service metadata

In this section:

- [WCF—Enabling and disabling metadata](#)

## WCF—Enabling and disabling metadata

By default, WCF services do not publish the metadata. If you want the configuration to allow access to the metadata through the use of import tools such as **svcUtil.exe** to generate the client code, you must explicitly set the following in the web.config file:

```
<serviceBehaviors>

  <behavior
name="PhaseForward.InForm.Wcf.ODMSubmit.ODMSubmitServiceBehavior">

    <serviceMetadata httpGetEnabled="true" />

    <serviceDebug includeExceptionDetailInFaults="true" />

  </behavior>
```

After successfully developing and deploying the client, set the values to false, which prevents unwanted clients from generating proxy files or looking at potentially sensitive information.

```
<serviceBehaviors>

  <behavior
name="PhaseForward.InForm.Wcf.ODMSubmit.ODMSubmitServiceBehavior">

    <serviceMetadata httpGetEnabled="false" />

    <serviceDebug includeExceptionDetailInFaults="false" />

  </behavior>
```

If you do not need to publish metadata, leave the setting turned off.

## Message format

Each request is enclosed in a SOAP envelope that begins with a SOAP header, followed by a Body statement that contains the web method, and its input parameters and values.

- [SOAP header](#)

## SOAP header

### ODM Submit—SOAP Header

The SOAP header contains information about the service, the message, and the sender credentials. It must include all the fields in the following table.



#### Note:

The requirement for requests to contain the `wsu:Timestamp`, `wsse:Username`, and `wsse:Password` elements are defined in the WSDL by `ws-policy`. If your web service toolkit does not support `ws-policy`, you must manually add these elements to the web service request.

Field	Description	Standard
<code>wsa:Action</code>	SOAP action for the operation. Include this field as part of the summary for each SOAP operation.	WS-Addressing
<code>wsa:MessageID</code>	Unique ID for the message.	WS-Addressing
<code>wsa:ReplyTo</code>	Specify the following value: <code>&lt;wsa:ReplyTo xmlns:wsa="http://www.w3.org/2005/08/addressing"&gt;  &lt;wsa:Address&gt;http://www.w3.org/2005/08/addressing/anonymous&lt;/wsa:Address&gt; &lt;/wsa:ReplyTo&gt;</code>	WS-Addressing
<code>wsa:To</code>	Full URL of the service.	WS-Addressing
<code>wsu:Timestamp</code>	Time when the message was created and when it expires. Oracle recommends a five minute time window.  The software allows for five minutes of clock drift between servers. To modify this value in the <code>web.config</code> file, set the <code>MaxClockSkew</code> value.	SOAP Message Security 1.0
<code>wsse:Username</code>	User name of the user in the Oracle Life Sciences InForm study. This user must be assigned the Integration user type.	SOAP Message Security 1.0
<code>wsse:Password</code>	Password of the user in the Oracle InForm study. This user must be assigned the Integration user type.	SOAP Message Security 1.0

## Web service interface methods

The Clinical Data API has three methods, which support:



- Clinical data submission.  
For more information, see [ODM Submit—Submission messages](#).
- Summary reporting for each ODM Submit document that was processed.  
For more information, see [ODM Submit—Document status messages](#).
- Historical data reporting.  
For more information, see [ODM Submit—Report messages](#).

The web service methods are synchronous for the remote client. Remote clients send request messages, and the web service returns a response message for each request that indicates success or identifies errors that occurred.

- [ODM Submit—Submission messages](#)
- [ODM Submit—Document status messages](#)
- [ODM Submit—Report messages](#)
- [Removing Clinical Data API status records](#)

## ODM Submit—Submission messages

The WSODMXMLSubmit method accepts incoming messages to be processed by the Clinical Data API. It has two formats:

- Request format—For submitting data.  
For more information, see [SOAP body for Request message—Submissions](#).
- Response format—For returning the submit status of the operation.  
For more information, see [Response XML format—Submissions](#).
- [SOAP body for Request message—Submissions](#)
- [Response XML format—Submissions](#)

## SOAP body for Request message—Submissions

### Request message parameters




Name	Description
TrialName	Name of the study to which to submit data.
SSOTenant	For Oracle-hosted, single sign-on studies, the customer identifier used to scope the credential in the single sign-on environment to a specific customer.
OrgID	User Organizational ID. <ul style="list-style-type: none"> <li>• For Oracle-hosted, single sign-on studies, this field is required.</li> <li>• For Oracle Life Sciences InForm native authentication, this field must be blank.</li> </ul>
UserName	User name of the Oracle InForm user who is submitting the clinical data. This user must be assigned the Enter CRF data right.
UserPassword	Password of the Oracle InForm user who is submitting the clinical data. This user must be assigned the Enter CRF data right.

Name	Description
RulesEnabled	Specifies whether rules should be executed when processing clinical data. <ul style="list-style-type: none"> <li>• True—Execute rules.</li> <li>• False—Do not execute rules.</li> </ul>
StopOnError	Specifies the action to take if a submit operation fails during processing. <ul style="list-style-type: none"> <li>• True—Stop processing.</li> <li>• False—Continue processing the document.</li> </ul>
SubmitToLockedOrFrozenForms	Allows data to be submitted to locked or frozen forms.
ODMSubmitDocument	String text for the ODM Submit XML document.
ODMSubmitdocumentID	ODM Submit document unique identifier.
WCFUsername	User name of the Oracle InForm user who is submitting the clinical data. This user must be assigned the Integration user type and must be assigned the ODM Submit right.
WCFPassword	Password of the Oracle InForm user who is submitting the clinical data. This user must be assigned the Integration user type, and must have the ODM Submit right.

## Response XML format—Submissions

### Response message parameters

Name	Description
WSODMXMLSubmitResult	Top-level element with the PROCESSED attribute, which indicates whether the request was processed. <ul style="list-style-type: none"> <li>• <b>TRUE</b>—Request was processed successfully. The SubmitStatus parameter appears and displays text that indicates that the request was processed.</li> <li>• <b>FALSE</b>—Request was not processed successfully. The Error parameter appears and displays text that indicates why the request was not processed.</li> </ul>
Error	Appears if the PROCESSED attribute for WSODMxmlSubmitResult is set to FALSE. Contains information about why the web message could not be processed.
SubmitResults	Appears if the PROCESSED attribute for WSODMxmlSubmitResult is set to TRUE. Contains the FileOID, ReceivedDateTime, and ProcessStartDateTime.

Name	Description
SubmitStatus	Appears if the PROCESSED attribute for WSODMXmlSubmitResult is set to TRUE. Contains the FileOID, ReceivedDateTime, and ProcessStartDateTime.
SubmitReport	Appears if the PROCESSED attribute for WSODMXmlSubmitResult is set to TRUE. Contains the FileOID, ReceivedDateTime, and ProcessStartDateTime.
MessageID	HRESULT error code, which can occur at the web service or the Clinical Data API interface.
<p> <b>Note:</b> Appears only when the STATUS attribute for SubmitStatus is set to FAILED.</p>	
Message	English text of the MessageID.
<p> <b>Note:</b> Appears only when the STATUS attribute for SubmitStatus is set to FAILED.</p>	
ActivityGUID	Corresponds to the Oracle Life Sciences InForm ActivityGUID when an error appears in the event log.
<p> <b>Note:</b> Appears only when the STATUS attribute for SubmitStatus is set to FAILED.</p>	

## ODM Submit—Document status messages

The WSODMXMLSubmitStatus method accepts an ODMSubmitDocumentID (FileOID in ODM terminology) and returns a summary status for the FileOID.

- [SOAP body for Request messages—Document status](#)
- [Response XML format—Document status](#)

## SOAP body for Request messages—Document status

### Request message parameters

Name	Description
TrialName	Name of the study to which to submit data.
SSOTenant	For Oracle-hosted, single sign-on studies, the customer identifier used to scope the credential in the single sign-on environment to a specific customer.
OrgID	User Organizational ID. <ul style="list-style-type: none"> <li>For Oracle-hosted, single sign-on studies, this field is required.</li> <li>For Oracle Life Sciences InForm native authentication, this field must be blank.</li> </ul>
UserName	User name of the Oracle InForm user who is submitting the clinical data. This user must be assigned the Enter CRF data right.
UserPassword	Password of the Oracle InForm user who is submitting the clinical data. This user must be assigned the Enter CRF data right.
ODMSubmitDocumentID	ODM Submit document unique identifier.
WCFUsername	User name of the Oracle InForm user who is submitting the clinical data. This user must be assigned the Integration user type and must be assigned the ODM Submit right.
WCFPassword	Password of the Oracle InForm user who is submitting the clinical data. This user must be assigned the Integration user type, and must have the ODM Submit right.

## Response XML format—Document status

### Response message parameters

Name	Description
WSODMXMLSubmitResult	Top-level element with the PROCESSED attribute, which indicates whether the request was processed. <ul style="list-style-type: none"> <li><b>TRUE</b>—Request was processed successfully. The SubmitStatus parameter appears and displays text that indicates that the request was processed.</li> <li><b>FALSE</b>—Request was not processed successfully. The Error parameter appears and displays text that indicates why the request was not processed.</li> </ul>
Error	Appears if the PROCESSED attribute for WSODMXMLSubmitResult is set to FALSE. Contains information about why the web message could not be processed.

Name	Description
SubmitStatus	Appears if the PROCESSED attribute for WSODMXmlSubmitResult is set to TRUE. Contains the FileOID, ReceivedDateTime, and ProcessStartDateTime.

## ODM Submit—Report messages

The WSODMXMLSubmitSummary method accepts an ODMSummitDocumentID (FileOID in ODM terminology), and returns a summary status, and if available, a complete list of individual submit statuses.

This method is primarily used for remote clients to diagnose submit operations.

### Note:

The individual submit commands may not be available if you executed the XmlSubmitPurgeRecords stored procedure to remove the detailed submit records from the logging facility. For more information, see [Removing Clinical Data API status records](#).

- [SOAP body for Request messages—Reports](#)
- [Response XML format—Reports](#)

## SOAP body for Request messages—Reports

### Request message parameters

Name	Description
TrialName	Name of the study to which to submit data.
SSOTenant	For Oracle-hosted, single sign-on studies, the customer identifier used to scope the credential in the single sign-on environment to a specific customer.
OrgID	User Organizational ID. <ul style="list-style-type: none"> <li>• For Oracle-hosted, single sign-on studies, this field is required.</li> <li>• For Oracle Life Sciences InForm native authentication, this field must be blank.</li> </ul>
UserName	User name of the Oracle InForm user who is submitting the clinical data. This user must be assigned the Enter CRF data right.
UserPassword	Password of the Oracle InForm user who is submitting the clinical data. This user must be assigned the Enter CRF data right.
ODMSummitDocumentID	ODM Submit document unique identifier.

Name	Description
WCFUsername	User name of the Oracle InForm user who is submitting the clinical data. This user must be assigned the Integration user type and must be assigned the ODM Submit right.
WCFPassword	Password of the Oracle InForm user who is submitting the clinical data. This user must be assigned the Integration user type, and must have the ODM Submit right.

## Response XML format—Reports

### Response message parameters

Name	Description
WSODMXMLSubmitResult	Top-level element with the PROCESSED attribute, which indicates whether the request was processed. <ul style="list-style-type: none"> <li><b>TRUE</b>—Request was processed successfully. The SubmitStatus parameter appears and displays text that indicates that the request was processed.</li> <li><b>FALSE</b>—Request was not processed successfully. The Error parameter appears and displays text that indicates why the request was not processed.</li> </ul>
Error	Appears if the PROCESSED attribute for WSODMXmlSubmitResult is set to FALSE. Contains information about why the web message could not be processed.
SubmitStatus	Appears if the PROCESSED attribute for WSODMXmlSubmitResult is set to TRUE. Contains the FileOID, ReceivedDateTime, and ProcessStartDateTime.

## Removing Clinical Data API status records

You can use the `XmlSubmitPurgeRecords` stored procedure, which exists in the study schema, to remove Clinical Data API status records that were submitted prior to a specified date.

- To execute `XmlSubmitPurgeRecords`, use the following syntax:

```
XmlSubmitPurgeRecords (LastProcessingDate IN DATE)
```

where:

- IN DATE**—Parameter you need to pass the command. Specify a date in the IN DATE parameter, and the `XmlSubmitPurgeRecords` procedure removes the status records that were submitted before that date.

The date must use the format yyyy-mm-dd hh:mm:ss. For example, to remove status records prior to February 28, 2014 at 12:30 pm, enter **2014-02-28 12:30:00**.



**Note:**

If you run the XmlSubmitPurgeRecords stored procedure, you cannot access detailed information regarding individual status records prior to the date you entered in the IN DATE parameter. You can access only a summary of submits.

# 2

## ODM Submit elements

In this chapter:

- [About ODM Submit schema elements](#)
- [Missing and empty data values](#)
- [Units and normalized values](#)
- [Supported elements and attributes](#)
- [Oracle Life Sciences InForm to Oracle Argus Safety Integration](#)

### About ODM Submit schema elements

The ODM Submit utility supports the use of CDISC standard ODM 1.3 elements and ODM elements with Oracle InForm-specific extensions. The prefix pf: identifies Oracle InForm-specific extensions.



#### Note:

- You must escape all attributes.
- You must escape element contents or enclose them in a CDATA section.
- The first line of the file must be an XML tag that specifies the file encoding. Only UTF-8 encoding is supported, so the first line of the file must be:

```
<?xml version="1.0" encoding="UTF-8"?>
```

- If an unsupported attribute or element is present, an error message is generated and the ODM is not submitted.

### Missing and empty data values

When you submit data for a control, some of the control data might not be available. For a control with missing data, you can do one of the following:

- Exclude the ItemData element for a control for which data was not collected.
- Set the IsNull attribute for the control to Yes if data was collected but then cleared, or to clear data for the control.



 **Note:**

If you specify the IsNull attribute, you cannot specify the Value attribute for the control.

## Units and normalized values

For a control that contains unit information, you can specify the unit value using the MeasurementUnitRef sub-element of the ItemData element. However, you cannot specify a normalized value for the unit.

You can also exclude a unit value for a control that contains unit information. However, if you do not specify a unit the control is marked as incomplete in InForm.

## Supported elements and attributes

In this section:

- [Annotation \(Comment\)](#)
- [Annotation \(Sub-element of Association\)](#)
- [Association](#)
- [pf:Candidate](#)
- [ClinicalData](#)
- [Comment](#)
- [FormData](#)
- [pf:FormStatus](#)
- [ItemData](#)
- [pf:FormattedDateValue](#)
- [InFormItemData](#)
- [ItemGroupData](#)
- [pf:ItemStatus](#)
- [KeySet](#)
- [MeasurementUnitRef](#)
- [ODMSubmit](#)
- [pf:ReasonIncomplete](#)
- [SiteRef](#)
- [StudyEventData](#)
- [SubjectData](#)
- [pf:SubjectStatus](#)
- [pf:SubjectTransfer](#)
- [SubjectKey](#)

- [SubjectKeyType](#)
- [Value](#)

## Annotation (Comment)

Use to submit comments and incomplete reasons. The Annotation element can appear as a sub-element of:

- **ItemData**—For an item-level comment.  
For an item-level comment, the ItemData element in which you contain the annotation must point to an item, not a control in an item. For more information, see [ItemData](#).
- **FormData**—For a form-level comment.
- **Association**.  
For more information, see [Annotation \(Sub-element of Association\)](#).

### Example

```
<Annotation SeqNum="1" pf:DBUID="30087"  
pf:GUID="{885FAAB2-3997-482E-9179-97560DAA33B2}">  
<Comment>item comment when item has many sub-controls</Comment>  
</Annotation>
```

### Supported sub-elements

- **Comment**—Optional.  
Zero or one instance.
- **pf:ReasonIncomplete**—Optional.  
Zero or one instance.

### Supported attributes

- **SeqNum**—Required. Must be 1.

### Unsupported elements

- **Flag**
- **pf:AnnotationAuditData**
- **pf:AnnotationAuditRecord**

### Unsupported attributes

- **TransactionType**
- **pf:DBUID**
- **pf:GUID**

## Annotation (Sub-element of Association)

Sub-element of Association.

**Example**

```

<Annotation SeqNum="33663" pf:DBUID="33663" pf:GUID="{E34262AA-
A279-4BA4-B8BA-DDABE6CC52BB}">

<Comment>PF Association</Comment>

<Flag>

<FlagValue CodeListOID="AssociationAction">Add</FlagValue>

<FlagType CodeListOID="FlagType">Association</FlagType>

</Flag>

</Annotation>

```

**Supported sub-elements**

- **Flag—Required.**  
The Flag sub-element must have the sub-element FlagValue with CodeListOID=AssociationAction. AssociationAction can have a value of Add or Remove.

## Association

Used to add or remove associations between repeating forms. The Association element is a sub-element of the top-level ODMSubmit element.

**Example**

```

<Association StudyOID="Depression Study"

MetaDataVersionOID="StudyVersion_ODMTEST03">

<KeySet StudyOID="Depression Study"

SubjectKey="29530"

StudyEventOID="Visit1" StudyEventRepeatKey="342216927026073"

FormOID="LAE1" FormRepeatKey="343316719654073" />

<KeySet StudyOID="Depression Study"

SubjectKey="29530"

StudyEventOID="Visit1" StudyEventRepeatKey="342216927026073"

FormOID="L_ConMeds" FormRepeatKey="343316927026073" />

<Annotation SeqNum="33663" pf:DBUID="33663" pf:GUID="{E34262AA-
A279-4BA4-B8BA-DDABE6CC52BB}">

```

```
<Comment>PF Association</Comment>

<Flag>

<FlagValue CodeListOID="AssociationAction">Add</FlagValue>

<FlagType CodeListOID="FlagType">Association</FlagType>

</Flag>

</Annotation>

</Association>
```

### Supported sub-elements

- KeySet—Required.  
Exactly two occurrences.
- Annotation—Required.  
Exactly one occurrence.

### Supported attributes

- StudyOID—Required.  
Study name. Must be current and must match the value specified in the STUDYNAME attribute of the STUDYVERSION MedML element.
- MetadataVersionOID—Required.  
Study version that is assigned to the site. This does not have to be the current study version.

### Unsupported elements and attributes

- None.

## pf:Candidate

pf:Candidate allows you to perform an enrollment override for a subject.

### Example

```
<pf:Candidate EnrollmentOverride="Date: 11/9/2011 At: 02:03 Monitor: Louise Hill Title: CRA Reason: Subject nearly met criteria" />
```

### Supported sub-elements

- None.

### Supported attributes

- EnrollmentOverride—Required.  
Specify the reason for the enrollment override.

**Unsupported elements**

- AuditRecord

**Unsupported elements and attributes**

- pf:DateOfBirth
- pf:EnrollmentFailure
- pf:EnrollmentNumber
- pf:PatientNumber
- pf:PatientRevision
- pf:ScreeningDate
- pf:ScreeningFailure
- pf:ScreeningNumber
- pf:SubjectInitials

## ClinicalData

Use ClinicalData to submit data for one or more subjects, each in its own SubjectData sub-element.

**Example**

```
<ClinicalData StudyOID="Depression Study" MetaDataVersionOID="Study  
Version 1"  
  
pf:TransactionGuid="{69B04136-0872-464A-8870-A0BDA864943C}">  
  
<SubjectData ... details omitted  
  
</ClinicalData>
```

**Supported sub-elements**

- SubjectData—Optional.  
Zero or more instances. Each instance corresponds to a subject.

**Supported attributes**

- StudyOID—Required.  
Study name. Must be current and must match the value specified in the STUDYNAME attribute of the STUDYVERSION MedML element.
- MetaDataVersionOID—Required.  
Study version that is assigned to the site. This does not have to be the current study version.

## Comment

Comment is a sub-element of the Annotation element, used to enter or edit item and form comments.

### Example

```
<Comment>item comment when item has many sub-controls</Comment>
```

### Supported sub-elements

- None

### Supported attributes

- None

### Unsupported elements

- None

### Unsupported attributes

- SponsorOrSite.

## FormData

FormData is a sub-element of the StudyEventData element. Use the FormData element to enter or edit data for one form instance for one subject.

### Supported sub-elements

- Annotation—Optional.  
Zero or one instance.
- ItemGroupData—Optional.  
Zero or more instances.
- pf:FormStatus—Optional.  
Zero or one instance.

### Supported attributes

- FormOID—Required.  
Form RefName.
- FormRepeatKey—Required for repeating forms.
  - For non-repeating forms—Do not use.
  - For repeating forms—Required.  
A non-null string that identifies the repeating form instance uniquely within the subject visit instance.
- pf:FormRepeatKeyOrdinal—Optional.
  - For non-repeating forms—Do not use.
  - For repeating forms—Optional.

The 1-based ordinal of the repeating form instance. When computing an ordinal, the calculation counts each instance of the repeating form within a visit instance for a subject, including repeating forms that did not use the pf:FormRepeatKeyOrdinal attribute, and deleted repeating form instances.

#### Unsupported elements

- ArchiveLayoutRef
- AuditRecord
- Signature
- pf:FormAuditData
- pf:PFFormSignatures

#### Unsupported attributes

- TransactionType

## pf:FormStatus

pf:FormStatus is an Oracle Life Sciences InForm-specific sub-element of FormData, used to specify the form status for a single form instance.

#### Example

```
<Comment>item comment when item has many sub-controls</Comment>
```

#### Supported sub-elements

- Frozen—Optional.
  - Yes—Freeze a form.
  - No—Unfreeze a form.
- Locked—Optional.
  - Yes—Lock a form.
  - No—Unlock a form.
- Deleted—Optional.
  - Yes—Delete a repeating form.
  - No—Undelete a repeating form.
- SVReady—Optional.
- Signed—Optional.
  - Yes—Mark a form as Signed.
  - No—Not supported.
- SVComplete—Optional.
  - Yes—Source verify a form and all its items and itemsets.
  - No—Mark a form and all its items and itemsets as Not Verified.

**Supported attributes**

- pf:Activated
- pf:ReviewStateRevision
- pf:SVPartial
- pf:SVSelected

**Unsupported elements**

- None.

**Unsupported attributes**

- AuditRecord

## ItemData

ItemData is a sub-element of the ItemGroupData element, used to specify an item comment or the value of an item or control.

**Example**

```
<ItemData ItemOID="frmDOV.DOV.DOV.DOV"
Value="2011-10-19T09:17">
</ItemData>
```

**Supported sub-elements**

- MeasurementUnitRef—Optional.  
Zero or one instance.
- Annotation—Optional.  
Zero or one instance.

**Supported attributes**

- ItemOID—Required.  
The RefName path from the form to the item or control.
  - For a non-repeating item—FORM.SECTION.ITEM.[CONTROL]
  - For an item in an itemset—FORM.SECTION.ITEMSET.ITEM.[CONTROL]

 **Note:**

The ItemData element is contained in the ItemGroupData element, which also has a RefName path; the two paths must not conflict.

- Value—Optional.  
The value for the item, control, or comment.
- pf:FormattedDateValue—Optional.



Indicates whether a date component without a specified value is empty or is set to Unknown.

If you use both the Value attribute and the pf:FormattedDateValue attribute:

- The parts of the date that you supply in the Value attribute must exactly match the value in the pf:FormattedDateValue attribute.
- The parts of the date that are unspecified in the Value attribute must be unspecified in pf:FormattedDateValue. However, in the pf:FormattedDateValue attribute, unspecified date parts are identified as either **No value supplied** or **Date part unknown**.

#### Unsupported elements

- AuditRecord
- Signature

#### Unsupported attributes

- IsNull
- pf:ItemAuditData
- pf:NormalizedValue
- pf:ReasonIncomplete
- pf:TransactionType

## pf:FormattedDateValue

pf:FormattedDateValue indicates whether a date component without a specified value is empty or is set to Unknown.

If you use both the Value attribute and the pf:FormattedDateValue attribute:

- The parts of the date that you supply in the Value attribute must exactly match the value in the pf:FormattedDateValue attribute.
- The parts of the date that are unspecified in the Value attribute must be unspecified in pf:FormattedDateValue. However, in the pf:FormattedDateValue attribute, unspecified date parts are identified as either **No value supplied** or **Date part unknown**.

The following example shows a date/time control where the month and hour are Unknown, and the day and minute are not entered:

```
<ItemData ItemOID="frmA.sctB.itmC.dtcDateD "  
  
Value="2015----T-:-"  
  
pf:FormattedDateValue="2015-UNK-NULTUNK:NUL:NUL"/>
```

The pf:FormattedDateValue element allows you to specify the value UNK for parts that are Unknown and NUL for parts that were not specified.

## InFormItemData

InFormItemData is a sub-element of the ItemGroupData element, used to source verify items.

### Example

```
<pf:FormItemData InFormItemOID="frmDOV.DOV.DOV.DOV" Name="DOV_Item">
  <pf:ItemStatus SourceVerified="Yes"/>
</pf:FormItemData>
```

### Supported sub-elements

- pf.ItemStatus—Optional.  
Zero or one instance.

### Supported attributes

- InFormItemOID—Required.  
The RefName path from the form to the item or control FORM.SECTION.ITEM.[CONTROL].

 **Note:**

The InFormItemData element is contained in the ItemGroupData element, which also has a RefName path; the two paths must not conflict.

### Unsupported elements

- None

### Unsupported attributes

- None

## ItemGroupData

ItemGroupData is a sub-element of the FormData element. Use the ItemGroupData element to enter data for one section of a form instance.

### Example

```
<ItemGroupData ItemGroupOID="frmDOV.DOV">
  <ItemData ItemOID="frmDOV.DOV.DOV.DOV"
    Value="2011-10-19T09:17">
  </ItemData>
```

</ItemGroupData>

### Supported sub-elements

- ItemData—Optional.  
Zero or many instances, in any order.
- pf:ItemStatus—Optional.  
Zero or one instance.
- pf:InFormItemData—Optional.  
Zero or many instances, in any order.

### Supported attributes

- ItemGroupOID—Required.  
RefName path of the item into which to enter data:
  - For a non-repeating item—FORM.SECTION
  - For an itemset—FORM.SECTION.ITEMSET

The ItemGroupData element is a sub-element of the FormData element, which specifies the form RefName. The form RefName that you specify in the FormData element must match the form RefName that you specify in the ItemGroupOID attribute.
- ItemGroupRepeatKey—Optional.
  - For a non-repeating item—Not required.
  - For an item in an itemset—Required.  
A non-null string that uniquely identifies an itemset row within a form instance.
- pf:ItemGroupRepeatKeyOrdinal—Optional.  
The 1-based ordinal value of the itemset row in the form instance. Each row in the itemset is counted when computing an ordinal, including prior rows that did or did not use the pf:ItemGroupRepeatKeyOrdinal attribute, and deleted Add Entry itemset rows.

### Unsupported elements

- AuditRecord
- Signature
- TransactionType
- pf:Query

## pf:ItemStatus

pf:ItemStatus is a sub-element of the ItemGroupData and InFormItemGroupData elements.

**Example**

```
<pf:ItemStatus Deleted="No">
</pf:ItemStatus>
```

**Supported sub-elements**

- None

**Supported attributes**

- Deleted—Required. Only supported if ItemGroupData is the immediate parent element.
  - Yes—Delete an Add Entry itemset row.
  - No—Undelete an Add Entry itemset row.
- SourceVerified—Optional.
  - When used under ItemGroupData:
    - \* Yes—Source verify an Add Entry itemset row.
    - \* No—Mark an Add Entry itemset row as Not Verified.
  - When used under InFormItemdata:
    - \* Yes—Source verify an item.
    - \* No—Mark an item as Not Verified.

## KeySet

KeySet is a sub-element of the Association element. One occurrence per form is required.

**Example**

```
<Association StudyOID="Depression Study"
MetaDataVersionOID="StudyVersion_ODMTEST03">
<KeySet StudyOID="Depression Study"
SubjectKey="29530"
StudyEventOID="Visit1" StudyEventRepeatKey="342216927026073"
FormOID="LAE1" FormRepeatKey="343316719654073" />
<KeySet StudyOID="Depression Study"
SubjectKey="29530"
StudyEventOID="Visit1" StudyEventRepeatKey="342216927026073"
FormOID="L_ConMeds" FormRepeatKey="343316927026073" />
```

```
<Annotation SeqNum="33663" pf:DBUID="33663" pf:GUID="{E34262AA-
A279-4BA4-B8BA-DDABE6CC52BB}">
<Comment>PF Association</Comment>
<Flag>
<FlagValue CodeListOID="AssociationAction">Add</FlagValue>
<FlagType CodeListOID="FlagType">Association</FlagType>
</Flag>
</Annotation>
</Association>
```

### Supported attributes

- StudyOID—Required.
- SubjectKey—Required.
- SubjectKeyType—Optional.
- GUID (the default) or SubjectNumber.
- StudyEventOID—Required.
- Visit RefName.
- StudyEventRepeatKey—Required for repeating visits only.
- FormOID—Required.
- Form RefName.
- FormRepeatKey—Required.

## MeasurementUnitRef

MeasurementUnitRef is a sub-element of the ItemData element, used to specify the unit value of a control.

### Example

```
<ItemData ItemOID="frmVS.sctVS.itmVSWeight.txtVSWeight" Value="100.0">
<MeasurementUnitRef MeasurementUnitOID="untVSKg" />
</ItemData>
```

### Supported attributes

- MeasurementUnitOID—Required.

## ODMSubmit

ODMSubmit is the top-level element of an ODM document. The ODMSubmit element has several defined sub-elements, but only ClinicalData is supported for the InForm ODM format.

### Example

```
<ODMSubmit Description="Depression Study" FileType="Transactional"
pf:HierarchicalOIDs="Yes"
xmlns="http://www.cdisc.org/ns/odm/v1.3"
xmlns:pf="http://www.phaseforward.com/InFormAdapter/ODM/Extensions/2.0">
<ClinicalData ... details omitted
</ClinicalData>
</ODMSubmit>
```

### Supported sub-elements

- ClinicalData—Optional.  
Zero or more instances.

### Supported attributes

- ODMVersion—Required.  
ODM version number. Must be 1.3.1.
- FileType—Required.  
Type of the file. Must be Transactional.
- FileOID—Required.  
Uniquely identifies each distinct ODM bit.
- PriorFileOID—Optional.  
Allows you to uniquely order ODM bits.  
  
The specified PriorFileOID must match the FileOID of an ODM bit that was previously processed. If it does not, the submit action fails.
- CreationDateTime—Required but is not used by the Clinical Data API.  
Date and time of creation.
- pf:HierarchicalOIDs—Required.  
Must be Yes.

### Unsupported elements

- AdminData
- ReferenceData
- Study

### Unsupported attributes

- Archival

- AsOfDateTime
- Association
- Description
- Granularity
- Id
- Originator
- SourceSystem
- SourceSystemVersion
- pf:InFormAdapterVersion
- pf:MappingVersion

## pf:ReasonIncomplete

pf:ReasonIncomplete is a custom Oracle Life Sciences InForm sub-element of the Annotation element, used to specify a reason for marking an item or form as incomplete.

To specify a reason for data incompleteness, include the selection value of the incomplete reason control on the form in the body of the pf:ReasonIncomplete element, not as an attribute.

### Example

```
<pf:ReasonIncomplete CodeListOID="ReasonIncomplete">NAElement</pf:ReasonIncomplete>
```

### Supported sub-elements

- None

### Supported attributes

- CodeListOID—Required.  
Must be ReasonIncomplete.

## SiteRef

SiteRef identifies a site within the study.

### Example

```
<SiteRef LocationOID="BID" />
```

### Supported sub-elements

- None

### Supported attributes

- LocationOID—Required.

Must be the site mnemonic.

## StudyEventData

StudyEventData is a sub-element of the SubjectData element, used to specify a single visit instance for one subject.

### Example

```
<StudyEventData StudyEventOID="vstUnschVisit1"
StudyEventRepeatKey="3">
<FormData FormOID="frmDOVRFI">
...Details omitted
</FormData>
</StudyEventData>
```

### Supported sub-elements

- **FormData**—Optional.  
Zero or more instances.

### Supported attributes

- **StudyEventOID**—Required.  
RefName of the visit.
- **StudyEventRepeatKey**—Optional.
  - For a non-repeating visit—Do not use.
  - For a repeating visit—Required.  
A non-null string that uniquely identifies a given instance of the repeating visit for the subject.
- **pf:StudyEventRepeatKeyOrdinal**—Optional.
  - For a non-repeating visit—Do not use.
  - For a repeating visit—Required.  
The 1-based ordinal index of the repeating visit for the subject.

### Unsupported elements

- Annotation
- AuditRecord
- Signature

### Unsupported attributes

- TransactionType
- pf:Deleted



## SubjectData

SubjectData is a sub-element of the ClinicalData element, used to specify data for one subject.

### Example

```
<SubjectData TransactionType="Upsert"
SubjectKey="{B6E65FC3-0E73-4DA9-898A-8A11D6BCC3B5}">
<SiteRef LocationOID="BID" />
<StudyEventData StudyEventOID="vstCORE2"/>
</SubjectData>
```

### Supported sub-elements

- **SiteRef**—Required.  
Zero or one instance. Defines the site for the subject.  
  
The SiteRef element is optional in the ODM schema, but is required for InForm ODM input. To transfer a subject to a new site, use the SubjectData element and specify the new site data in the SiteRef sub-element.
- **StudyEventData**—Optional.  
Zero or more instances. Contains data for one visit instance.
- **pf:Candidate**—Optional.  
Zero or one instance.
- **pf:SubjectStatus**—Optional.  
Zero or one instance.

### Supported attributes

- **SubjectKey**—Required.  
Unique identifier for the subject. For more information, see [SubjectKey](#).
- **SubjectKeyType**—Optional.  
Type of key specified in the SubjectKey attribute. For more information, see [SubjectKeyType](#).

### Unsupported elements

- Annotation
- AuditRecord
- InvestigatorRef
- Signature
- StudyEventStatus

### Unsupported attributes

- TransactionType

- pf:GUID

## pf:SubjectStatus

pf:SubjectStatus is used to set the status for a subject.

### Example

```
<pf:SubjectStatus State="Enrolled">  
</pf:SubjectStatus>
```

### Supported sub-elements

- None

### Supported attributes

- Frozen—Optional.
- Locked —Optional.
- SVReady—Optional.
- EnrollOverrideReason—Optional.
- State—Optional.  
Set to Enrolled to enroll a subject.

You cannot use the State attribute to set the subject to the following states, which are set by the InForm application, depending on data entered on a form:

- ScreenFailed
- Screened
- EnrollmentFailed
- Randomized
- Complete
- DroppedOut

## pf:SubjectTransfer

pf:SubjectTransfer is used to transfer a subject from one site to another.

### Example

```
<pf:SubjectTransfer>  
  
<pf:FromSite SubjectKey="{008188C7-1B36-48B7-9B5B-A853B36FA95F}"  
SubjectKeyType="InFormSubjectGUID" LocationOID="03"/>  
  
<pf:ToSite SubjectKey="100" LocationOID="04"/>
```

**Supported sub-elements**

- None

**Supported attributes**

- pf:FromSite—Current site for the subject.
- pf:ToSite—New site for the subject.

## SubjectKey

SubjectKey is an attribute of the SubjectData element, used to identify a subject. Specify one of the following:

- **GUID**—Unique, unchanging string identifier for a subject in a study. The GUID must be a Unicode string that uses fewer than 255 bytes in the database UTF-8 character set.
  - For an existing subject, use the subject GUID that exists in the Oracle Life Sciences InForm database.
  - For a new subject, specify a GUID to use for the subject.
- **Subject Number**—Subject number that appears in the Oracle InForm user interface to identify an enrolled subject. You can only specify a SubjectNumber for the SubjectKey attribute if you are entering data for an existing subject.

 **Note:**

Ensure that you specify the current Subject Number for the subject.

## SubjectKeyType

SubjectKeyType is an attribute of the SubjectData element, used to specify the type of subject identification used in the SubjectKey attribute. The options are:

- GUID (the default)
- Oracle Life Sciences InForm Subject Number

## Value

Value is an attribute of the ItemData element, used to specify the value for a control.

The value that you specify for the Value attribute must match the data in the ItemData element. The Value attribute is verified against the type of the ItemData, and if it is incorrect, an error occurs.

- [Value attribute for text controls](#)  
Use the Value attribute to specify the text to enter in a text control, using XML escaping if necessary.
- [Value attribute for menu controls](#)  
Use the Value attribute to specify the value for a menu control (drop-down list).

- [Value attribute for radio controls](#)  
Use the Value attribute to select a radio button in a radio control.
- [Value attribute for date/time controls](#)  
Use the Value attribute to enter a date and time in a date/time control.
- [Value attribute for check box controls](#)  
Use the Value attribute to select or deselect a check box control.
- [Value attribute for group controls](#)  
A group control has one or more sub-controls. You can submit data to a sub-control using the ItemData element, but you cannot submit data to the parent control.

## Value attribute for text controls

Use the Value attribute to specify the text to enter in a text control, using XML escaping if necessary.

Use the Value attribute to specify the text to enter in a text control, using XML escaping if necessary.

When you enter a value for a text control, ensure that the text conforms to the following MedML attributes specified for the control:

- MAXLENGTH
- DATATYPE
- MINVALUE
- MAXVALUE
- PRECISION
- CHARSET

For example, to enter text in the text box sub-controls for checkboxes 1 and 3, use the following:

```
<ItemData ItemOID="frmA.sctB.itmC.MULTICB.SELECT1.TEXT1" Value="text value 1"/>
```

```
<ItemData ItemOID="frmA.sctB.itmC.MULTICB.SELECT3.TEXT3" Value="text value 3"/>
```

## Value attribute for menu controls

Use the Value attribute to specify the value for a menu control (drop-down list).

Use the Value attribute to specify the value for a menu control (drop-down list).

## Value attribute for radio controls

Use the Value attribute to select a radio button in a radio control.

Use the Value attribute to select a radio button in a radio control.

For example, to select the sub-control with selection value 2 in a radio control, use the following:

```
<ItemData ItemOID="frmA.sctB.itmC.radioD" Value="2"/>
```

To clear the selection, use the following:

```
<ItemData ItemOID="frmA.sctB.itmC.radioD" IsNull="Yes"/>
```

## Value attribute for date/time controls

Use the Value attribute to enter a date and time in a date/time control.

Use the Value attribute to enter a date and time in a date/time control, if the following is true:

- You know all of the required components in the control.  
If you specify an incomplete date and time in the Value attribute, the missing date components are represented with a single dash (-) and are treated as not entered in the Oracle Life Sciences InForm application.
- You do not need to distinguish between components that are not entered and that are entered as Unknown.

If you do not know all of the required components, or need to distinguish between components that are not entered and those that are entered as Unknown, use the `pf:FormattedDateValue` attribute instead of the Value attribute. For more information, see [pf:FormattedDateValue](#).

The value that you enter for a date/time control must conform to the:

- MedML attributes for the control.
- ISO 8601 standard.

For example, to specify the value October 21, 2011 at 12:44, use the following:

```
<ItemData ItemOID="frmA.sctB.itmC.dtcDateD"  
Value="2011-10-21T12:44" />
```

## Value attribute for check box controls

Use the Value attribute to select or deselect a check box control.

Use the Value attribute to select or deselect a check box control.

For example, to select checkboxes 1 and 3 in an item with checkbox controls, use the following:

```
<ItemData ItemOID="frmA.sctB.itmC.MULTICB.SELECT1" Value="SELECT1"/>
```

```
<ItemData ItemOID="frmA.sctB.itmC.MULTICB.SELECT3" Value="SELECT3"/>
```

To nullify the selection of checkbox 1 set the IsNull attribute to True for checkbox 1 and use the Value attribute to select checkbox 2:

```
<ItemData ItemOID="frmA.sctB.itmC.MULTICB.SELECT1" IsNull="true"/>
<ItemData ItemOID="frmA.sctB.itmC.MULTICB.SELECT2" Value="SELECT2"/>
```

## Value attribute for group controls

A group control has one or more sub-controls. You can submit data to a sub-control using the ItemData element, but you cannot submit data to the parent control.

A group control has one or more sub-controls. You can submit data to a sub-control using the ItemData element, but you cannot submit data to the parent control.

For example, to enter data for the first and third text box sub-controls in a group control, use the following:

```
<ItemGroupData ItemGroupOID="frmECG.sctECG">
<ItemData ItemOID="frmECG.sctECG.itm1.gc1.txtSample1" Value="xyz"/>
<ItemData ItemOID="frmECG.sctECG.itm1.gc1.txtSample3" Value="abc"/>
</ItemGroupData>
```

To remove the value for the first text box sub-control and add a value to the second text box sub-control, use the following:

```
<ItemGroupData ItemGroupOID="frmECG.sctECG">
<ItemData ItemOID="frmECG.sctECG.itm1.gc1.txtSample1" IsNull="true' />
<ItemData ItemOID="frmECG.sctECG.itm1.gc1.txtSample2" Value="pqr"/>
</ItemGroupData>
```

## Oracle Life Sciences InForm to Oracle Argus Safety Integration

The Oracle Life Sciences Clinical One Platform Integration Hub feature is included for no additional charge with the purchase of the Oracle Life Sciences InForm and Oracle Argus Safety Cloud Service. Configuration of the Oracle InForm to Oracle Argus Safety integration using Oracle Clinical One Platform Integration Hub may require the purchase of configuration services from Oracle.

For more information, see the *Oracle Clinical One Platform Integration Hub User Guide*.

# 3

## Running the ODM Submit utility from the command line

In this chapter:


- [ODM Submit utility command line parameters](#)

### ODM Submit utility command line parameters

Local users can run the ODM Submit utility from the command line to submit clinical data to the Oracle Life Sciences InForm application in Oracle InForm ODM format. To run the ODM Submit utility from the command line, use the following parameters.

Parameter	Variable	Description
ODMSubmit.exe	N/A	Starts the ODM Submit utility.
-trialname	<i>trialname</i>	Full pathname of the study into which you are importing data.

Parameter	Variable	Description
/accountparams "path_to_password_file"	N/A	<p>When specified, includes the path to a text file that contains the user name and passwords required to run the command. If the accountparams option is not specified, the command prompts for the required user names and passwords.</p> <p>The format of the parameter file is parameter=value. There is a new line for each parameter, and there are no spaces on a line.</p>

 **Note:**

Oracle recommends that you do not use this option. The utility prompts you to enter a username and password when you run the



Parameter	Variable	Description
		<p>utility from the command line. This is the most secure way to provide a password.</p>
-verbose	N/A	Write detailed messages as it processes the input file.
-ValidateXML	N/A	Check to make sure that all required XML tags exist and the specified control paths can be found, without loading data. Optionally, use this parameter to validate an XML file before importing it.
-StopOnError	N/A	Stop processing when the utility encounters an error. When errstop is not specified, the tag containing the error is skipped and the import continues with the next data tag in the file.
-RulesDisabled	N/A	Do not run rules while submitting data. This parameter is required.
-SubmitToLockedOrFrozenForms	N/A	Submit data to a locked or frozen form. If you do not enable this option, an error occurs when you attempt to submit data to a locked or frozen form.
-File	<i>filename</i>	File name for the ODM Submit document.

Parameter	Variable	Description
-FileList	<i>filename</i>	<p>File name for the document that contains a list of ODM Submit file names. For example:</p> <pre>&lt;?xml version="1.0" encoding="utf-8"?&gt;  &lt;File&gt;  &lt;File&gt;firstFileName.xml&lt; /File&gt;  &lt;File&gt;secondFileName xml&lt;/File&gt;  &lt;/File&gt;</pre>

---