

Oracle Life Sciences Site Select

Information for Site Users



Release 24.2
G15014-01
September 2024

ORACLE®

Copyright © 2019, 2024, Oracle and/or its affiliates.

This software and related documentation are provided under a license agreement containing restrictions on use and disclosure and are protected by intellectual property laws. Except as expressly permitted in your license agreement or allowed by law, you may not use, copy, reproduce, translate, broadcast, modify, license, transmit, distribute, exhibit, perform, publish, or display any part, in any form, or by any means. Reverse engineering, disassembly, or decompilation of this software, unless required by law for interoperability, is prohibited.

The information contained herein is subject to change without notice and is not warranted to be error-free. If you find any errors, please report them to us in writing.

If this is software, software documentation, data (as defined in the Federal Acquisition Regulation), or related documentation that is delivered to the U.S. Government or anyone licensing it on behalf of the U.S. Government, then the following notice is applicable:

U.S. GOVERNMENT END USERS: Oracle programs (including any operating system, integrated software, any programs embedded, installed, or activated on delivered hardware, and modifications of such programs) and Oracle computer documentation or other Oracle data delivered to or accessed by U.S. Government end users are "commercial computer software," "commercial computer software documentation," or "limited rights data" pursuant to the applicable Federal Acquisition Regulation and agency-specific supplemental regulations. As such, the use, reproduction, duplication, release, display, disclosure, modification, preparation of derivative works, and/or adaptation of i) Oracle programs (including any operating system, integrated software, any programs embedded, installed, or activated on delivered hardware, and modifications of such programs), ii) Oracle computer documentation and/or iii) other Oracle data, is subject to the rights and limitations specified in the license contained in the applicable contract. The terms governing the U.S. Government's use of Oracle cloud services are defined by the applicable contract for such services. No other rights are granted to the U.S. Government.

This software or hardware is developed for general use in a variety of information management applications. It is not developed or intended for use in any inherently dangerous applications, including applications that may create a risk of personal injury. If you use this software or hardware in dangerous applications, then you shall be responsible to take all appropriate fail-safe, backup, redundancy, and other measures to ensure its safe use. Oracle Corporation and its affiliates disclaim any liability for any damages caused by use of this software or hardware in dangerous applications.

Oracle®, Java, MySQL, and NetSuite are registered trademarks of Oracle and/or its affiliates. Other names may be trademarks of their respective owners.

Intel and Intel Inside are trademarks or registered trademarks of Intel Corporation. All SPARC trademarks are used under license and are trademarks or registered trademarks of SPARC International, Inc. AMD, Epyc, and the AMD logo are trademarks or registered trademarks of Advanced Micro Devices. UNIX is a registered trademark of The Open Group.

This software or hardware and documentation may provide access to or information about content, products, and services from third parties. Oracle Corporation and its affiliates are not responsible for and expressly disclaim all warranties of any kind with respect to third-party content, products, and services unless otherwise set forth in an applicable agreement between you and Oracle. Oracle Corporation and its affiliates will not be responsible for any loss, costs, or damages incurred due to your access to or use of third-party content, products, or services, except as set forth in an applicable agreement between you and Oracle.

Contents

Preface

Documentation accessibility	iv
Diversity and Inclusion	iv
Related resources	iv
Access to Oracle Support	iv

1 About Oracle Site Select LITE

2 Getting started

3 Home page

4 Viewing communications with your sponsor or CRO

5 Managing documents and updating the site profile

6 Completing feasibility surveys

7 Completing CDAs

8 Browsers

9 Getting help

Preface

This preface contains the following sections:

- [Documentation accessibility](#)
- [Diversity and Inclusion](#)
- [Related resources](#)
- [Access to Oracle Support](#)

Documentation accessibility

For information about Oracle's commitment to accessibility, visit the Oracle Accessibility Program website at <http://www.oracle.com/pls/topic/lookup?ctx=acc&id=docacc>.

Diversity and Inclusion

Oracle is fully committed to diversity and inclusion. Oracle respects and values having a diverse workforce that increases thought leadership and innovation. As part of our initiative to build a more inclusive culture that positively impacts our employees, customers, and partners, we are working to remove insensitive terms from our products and documentation. We are also mindful of the necessity to maintain compatibility with our customers' existing technologies and the need to ensure continuity of service as Oracle's offerings and industry standards evolve. Because of these technical constraints, our effort to remove insensitive terms is ongoing and will take time and external cooperation.

Related resources

Product documentation and other supporting materials are available on the [Oracle Help Center](#).

Access to Oracle Support

Oracle customers that have purchased support have access to electronic support through Support Cloud.

Contact our Oracle Customer Support Services team by logging requests in one of the following locations:

- English interface Customer Support Portal (<https://hsghbu.custhelp.com/>)
- Japanese interface Customer Support Portal (<https://hsghbu-jp.custhelp.com/>)

You can also call our 24x7 help desk. For information, visit <https://www.oracle.com/life-sciences/support/> or visit <http://www.oracle.com/pls/topic/lookup?ctx=acc&id=trs> if you are hearing impaired.

1

About Oracle Site Select LITE

Oracle Site Select LITE is the web-based tool that provides anytime, anywhere access to your site feasibility to-do list and status.

2

Getting started

Check your email for an invitation. There are two ways to access Oracle Site Select LITE:

1. **No login required** – No need to remember a password, just click the encrypted link for secure access. This link expires after 60 days.
2. **Log in required** – Provides access to all studies you have been invited to participate in along with a document library with all the documents exchanged with the CRO/sponsor. Click the Log in required link to set a password for your account. If you forget your password, use the reset password link to receive a reset password email.



Note:

We have documented issues where email servers add tracking links to the Log in button. This may result in you having to re-authenticate after setting your password.

3

Home page

On the home page, you'll see completed and future activities/tasks and milestones listed vertically on the left side of the page. Complete a task by taking the **Task action** on the right side of the page. Status for each task is color coded for at-a-glance view:

- Green – complete
- Orange – pending review (in progress)
- Red – discontinued
- Gray – not started


Your CRO/sponsor can optionally include:

- additional study information that displays above the tasks
- additional information for each individual task that displays under the Task name on the right



Note:

You may be working on more than one study with your CRO/sponsor. Make sure to review the study name in the "Study" drop-down menu, at the upper left, and adjust it as necessary using the down arrow before you begin your work.

The study CRO/Sponsor may include a brief study description on the home page as well. If provided, the descriptive text displays above the task list and may include a document download icon for additional information (). Not all studies require this descriptive text or document download, so it is not of concern if it does not display above the task list. To get back to this home page at any time, click the "select LITE" logo at the upper left of any page.

The screenshot displays the 'select LITE' web application interface. At the top, there is a navigation bar with links for 'communications', 'document library', and 'site details'. The user is logged in as 'Gator Investi'. The main header identifies the study as 'Northwestern Medical Group (Northwestern Medical Faculty Foundation) - Pulmonary and Critical Care Medicine'. Below this, a dropdown menu shows 'Study: Sample — Gator Investi' and a warning: 'Feasibility tasks must be completed by 29Mar2023.'.

A message box states: 'The workflow you have been assigned includes several tasks you are required to complete to be considered for this study.' Below this, a section titled 'Your study workflow tasks' shows a progress bar with four categories: Completed (1), Pending review (0), Discontinued (0), and Incomplete (4). The first task, 'Verify site profile information', is marked as completed on 01Aug2022. The second task, 'Sign and return the CDA', is currently selected and highlighted.

To the right of the task list, a detailed panel for 'Sign and return the CDA' is shown. It includes the task name, task information ('Please read and sign the CDA document'), task materials ('999-9999 CDA with merge fields.docx'), document history, task age ('1 day'), and task actions.

Each task that you need to complete will include a detail panel display to the right of the task. The panel can have information and actions related to the task, and you can view and download files, click the yes/no action buttons, upload files, and click Submit as appropriate.

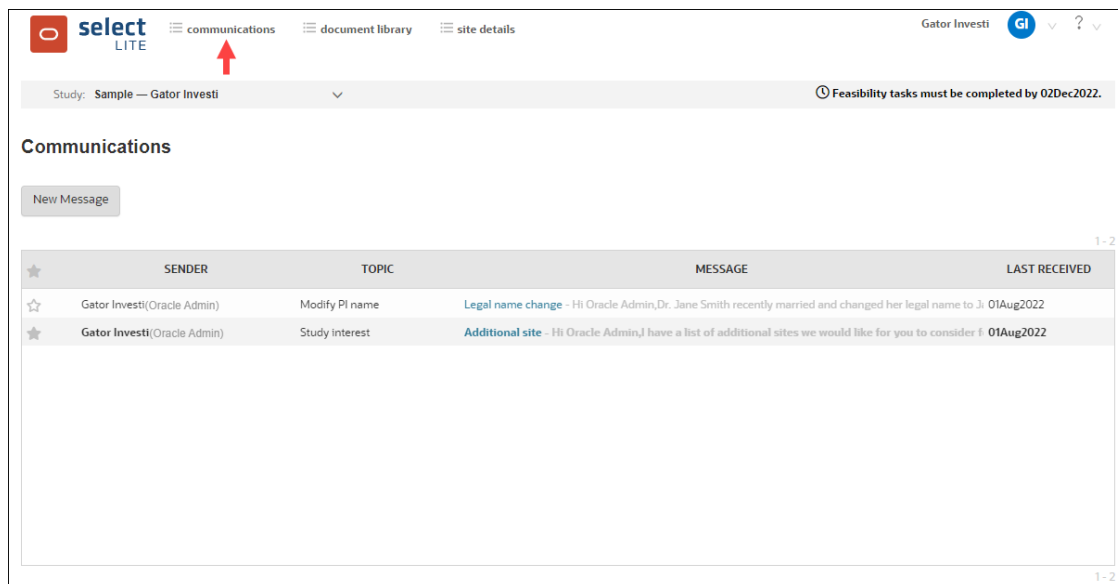
Your CRO/sponsor determines the required tasks, the task materials provided to you, and the order in which each task is available to you for action. Examples of tasks that might be assigned to you include:

- Verify site profile information
- Agree to confidentiality statement
- View protocol
- Verify site interest
- Complete feasibility survey
- Enter estimated patient count
- Sign and return CDA
- Review and/or return a document
- Enter date available for site visit

4

Viewing communications with your sponsor or CRO

On the **communications** tab, you can send messages, and you'll see the complete history of communications with your sponsor or CRO.



The screenshot shows the Oracle Select LITE interface. At the top, there is a navigation bar with tabs: 'communications', 'document library', and 'site details'. A red arrow points to the 'communications' tab. Below the navigation bar, there is a header section with 'Study: Sample — Gator Investi' and a notification: 'Feasibility tasks must be completed by 02Dec2022'. The main section is titled 'Communications' and contains a 'New Message' button. Below this is a table of communications.

★	SENDER	TOPIC	MESSAGE	LAST RECEIVED
☆	Gator Investi(Oracle Admin)	Modify PI name	Legal name change - Hi Oracle Admin, Dr. Jane Smith recently married and changed her legal name to J.	01Aug2022
☆	Gator Investi(Oracle Admin)	Study interest	Additional site - Hi Oracle Admin, I have a list of additional sites we would like for you to consider f	01Aug2022

5

Managing documents and updating the site profile

Under the **document library** section, you can manage all the documents that are exchanged within a study in the “Study Documents” subtab (e.g., all CDA versions, protocol and other study documents exchanged with the CRO/sponsor, feasibility survey questionnaire PDF, as well as your completed survey). If your CRO/Sponsor has activated the optional Site document library feature to store investigator- and institution-scoped documents at the account level, you'll also see a "Site document library" subtab in the document library. This tab will include documents that can be re-used across studies (e.g., privacy consents, data use consents, master CDA, etc.).



Note:

Remember that you need to create an account to access the document library.

Scope	Document type	Completed on	Completed by	Document status	Action
> pdfinstitution		04Jun2021	mr. [redacted] er	Active	
> docapprovalinstitution		04Jun2021	mr. [redacted] er	Active	
> docchooseresponseinstitution		26Feb2021	SI [redacted]	Invalid ⓘ	<input checked="" type="radio"/> accept <input type="radio"/> decline
> docattestationinstitution		03Jun2021	S [redacted]	Invalid ⓘ	<input checked="" type="radio"/> accept <input type="radio"/> decline
File versions and history					
CDA doc_uploaded.docx		03Jun2021	S [redacted]	Invalid ⓘ	<input checked="" type="radio"/> accept <input type="radio"/> decline
CDA doc_uploaded.docx		03Jun2021	S [redacted]	Inactive	<input checked="" type="radio"/> accept <input type="radio"/> decline

Each CRO/sponsor within Oracle Site Select maintains a profile for the site. To view and manage your site's profile, click the **site details** tab (you'll see a bell icon if someone from your organization or the CRO/sponsor has updated the profile). If you have created an Oracle Site Select LITE account, then the study picker will allow you to switch between CRO/sponsor based on who is managing the study. Make sure to review and update all the tabs that have been made available to you by the CRO/Sponsor managing the study (tabs like Contacts, Study contacts, etc.). If you want someone on your team to work with the CRO/sponsor in Oracle Site Select LITE, add their information and email address in the “Site” sub-tab within profile's Contact tab in the applicable section. The new contact will receive an email with a link to login.

If the site record has been associated with a network, a read-only Network subtab also displays in the site profile. The subtab displays network details like name, ID, Affiliation scope and type, and Network delegate contact information, if available.

select LITE | communications | document library | **site details** (indicated by a red arrow)

Study: Sample Study — Kaia Epsilon | Logged in as guest | Feasibility tasks must be completed by 26Aug2021.

Oracle Health updated on 21Mar2020
Site reviewed on 21Mar2020
[Done](#) [Cancel](#)
Please review/update all tabs of the Profile. Clicking Done saves changes across all tabs.

Edit site profile for: Epsilon, Kaia
The Colorado Women's Health Center

Contacts | Study contacts | Patient demographics | Facility information

Principal Investigator | Institution | Site | Network

Personal details
In order to maintain the integrity of the Principal Investigator database, it's required that only the CRO or sponsor managing this study can edit the PI name. Please contact Oracle Admin to modify your PI name.

Title:

First name*: Middle name:

Last name*: Suffix:

Degree:

Primary investigator email address changes must be performed by your study specialist. Please contact your study specialist by replying to your study welcome email with any requests for investigator email changes.

Email address:

Investigator details

Investigator NPI:

National Organisation for Rare Disorders (NORD) affiliation?
☐ Yes ☐ No

Experience with Precision Medicine?
☐ Yes ☐ No

Has Central IRB experience?
☒ True ☐ False

Therapeutic areas of interest:



Note:


The study sponsor may have disabled your direct access to the site details link for this study. If you have questions about the profile, you can contact your study coordinator using the tool on the communications tab or reply to the email invitation for this study. If you were assigned a task to verify the profile, you can access the profile from the link included in the task on the home page.


6


Completing feasibility surveys


Your sponsor or CRO may assign a feasibility survey task to you. This task displays in the home page task list. If you need to change your survey answer(s) and resubmit, just click the **Edit** link next to the survey item in the task list. You can also collaborate with your teammates to complete the survey. The survey link will save your responses automatically, you can exit the survey at any time and re-start the survey from Oracle Site Select LITE.


Your study workflow tasks


 Completed
3


 Pending review
0


 Discontinued
0

 Incomplete
1

 Verify site profile information
14Apr2020


 View protocol
14Apr2020

 [Edit Complete feasibility survey](#)
14Apr2020

 Enter date available for site visit
-

Task name
Enter date available for site visit

Task age
1 day

Task actions
Select a date by clicking on the calendar icon below
 
[Submit](#)

7

Completing CDAs

If your sponsor or CRO assigns you a CDA task, you'll also find this in the task list.

Your study workflow tasks

Completed	Pending review	Discontinued	Incomplete
2	0	0	5

- ✓ Privacy notice 09Apr2020
- ✓ Verify site profile information 09Apr2020
- **Sign and return CDA** -
- View protocol -
- Verify site interest -

Task name
Sign and return CDA

Task materials
[CDA with merge fields_v1.docx](#)

Document history

Task age
1 day

Task actions

Under the **Task materials** section, you can download the CDA for review and signature. You can also view the full **Document history**, if the CDA has revisions after you review.

To upload your signed CDA or a version with your suggested changes, click the **Task actions** button available under this task, which allows you to attach the document and leave comments for the CRO/sponsor. You will receive email notifications when your sponsor or CRO sends comments or CDAs back to you with changes.

Note:

If your sponsor or CRO opted for digital signatures, you will see additional details and information under the Task actions section on how to sign the document.

8

Browsers

With Oracle Site Select LITE, you can use the latest versions of Google Chrome, Microsoft Edge (Chromium), or Mozilla Firefox. Internet Explorer is not a supported browser.

9

Getting help

For assistance, reach out to your sponsor or CRO contact. You can also contact Oracle by phone 24/7 at: 1.877.230.4168.