

# Oracle® Retail Merchandise Financial Planning Cloud Service Implementation Guide



Release 22.2.401.0  
F61407-01  
December 2022

The Oracle logo, consisting of a solid red square with the word "ORACLE" in white, uppercase, sans-serif font centered within it.

ORACLE®

Copyright © 2022, Oracle and/or its affiliates.

Primary Author: Bernadette Goodman

Contributing Authors: Venkatachalam Thiyagarajan

This software and related documentation are provided under a license agreement containing restrictions on use and disclosure and are protected by intellectual property laws. Except as expressly permitted in your license agreement or allowed by law, you may not use, copy, reproduce, translate, broadcast, modify, license, transmit, distribute, exhibit, perform, publish, or display any part, in any form, or by any means. Reverse engineering, disassembly, or decompilation of this software, unless required by law for interoperability, is prohibited.

The information contained herein is subject to change without notice and is not warranted to be error-free. If you find any errors, please report them to us in writing.

If this is software, software documentation, data (as defined in the Federal Acquisition Regulation), or related documentation that is delivered to the U.S. Government or anyone licensing it on behalf of the U.S. Government, then the following notice is applicable:

U.S. GOVERNMENT END USERS: Oracle programs (including any operating system, integrated software, any programs embedded, installed, or activated on delivered hardware, and modifications of such programs) and Oracle computer documentation or other Oracle data delivered to or accessed by U.S. Government end users are "commercial computer software," "commercial computer software documentation," or "limited rights data" pursuant to the applicable Federal Acquisition Regulation and agency-specific supplemental regulations. As such, the use, reproduction, duplication, release, display, disclosure, modification, preparation of derivative works, and/or adaptation of i) Oracle programs (including any operating system, integrated software, any programs embedded, installed, or activated on delivered hardware, and modifications of such programs), ii) Oracle computer documentation and/or iii) other Oracle data, is subject to the rights and limitations specified in the license contained in the applicable contract. The terms governing the U.S. Government's use of Oracle cloud services are defined by the applicable contract for such services. No other rights are granted to the U.S. Government.

This software or hardware is developed for general use in a variety of information management applications. It is not developed or intended for use in any inherently dangerous applications, including applications that may create a risk of personal injury. If you use this software or hardware in dangerous applications, then you shall be responsible to take all appropriate fail-safe, backup, redundancy, and other measures to ensure its safe use. Oracle Corporation and its affiliates disclaim any liability for any damages caused by use of this software or hardware in dangerous applications.

Oracle®, Java, and MySQL are registered trademarks of Oracle and/or its affiliates. Other names may be trademarks of their respective owners.

Intel and Intel Inside are trademarks or registered trademarks of Intel Corporation. All SPARC trademarks are used under license and are trademarks or registered trademarks of SPARC International, Inc. AMD, Epyc, and the AMD logo are trademarks or registered trademarks of Advanced Micro Devices. UNIX is a registered trademark of The Open Group.

This software or hardware and documentation may provide access to or information about content, products, and services from third parties. Oracle Corporation and its affiliates are not responsible for and expressly disclaim all warranties of any kind with respect to third-party content, products, and services unless otherwise set forth in an applicable agreement between you and Oracle. Oracle Corporation and its affiliates will not be responsible for any loss, costs, or damages incurred due to your access to or use of third-party content, products, or services, except as set forth in an applicable agreement between you and Oracle.

# Contents

## Send Us Your Comments

---

### Preface

---

Audience	vii
Documentation Accessibility	vii
Related Documents	vii
Improved Process for Oracle Retail Documentation Corrections	viii
Oracle Retail Documentation on the Oracle Help Center ( <a href="https://docs.oracle.com">docs.oracle.com</a> )	viii
Conventions	viii

## 1 Introduction

---

Contents of the Guide	1-1
Business Process Flow	1-1
Key Features of MFP Cloud Service	1-2
Skills Needed for Implementation	1-3
Applications	1-3
Technical Concepts	1-3

## 2 Implementation Considerations

---

Configuration Considerations	2-1
Data	2-2
Hierarchy Files	2-2
Calendar Hierarchy File	2-3
Product Hierarchy File	2-4
Location Hierarchy File	2-5
Currency Hierarchy File	2-6
VAT Hierarchy File	2-7
Location Attributes Hierarchy File	2-7
Level Hierarchy File	2-8
Custom Messages Hierarchy File	2-9

Data Files	2-9
MFP Cloud Service Input Measure List	2-9
Historical Data	2-15
Loading and Extracting Data	2-16
Integration	2-16
User Roles and Security	2-16
Internationalization	2-17
Batch Process and Scheduling	2-18

### 3 RAP Integration

---

Foundation and Transactional Data from RMF CS using Retail Insights	3-2
Plan Exports to Retail Insights	3-7
Plan Level 1 MFP_PLAN1_EXP - Merch Plan Export	3-7
Plan Level 2 MFP_PLAN2_EXP - Merch Target Plan Export	3-9
Plan Level 3 MFP_PLAN3_EXP - Location Plan Export	3-12
Plan Level 4 MFP_PLAN4_EXP - Location Target Plan Export	3-13
Forecast Imports from AI Foundation	3-13
Implementation Steps with RAP Integration	3-16

### A Appendix: Exports

---

MFP Cloud Service Exports	A-1
MFP Cloud Service Merch Plan - Current Plan Export	A-1
MFP Cloud Service Merch Plan - Original Plan Export	A-4
MFP Cloud Service Merch Plan - Submitted Plan Export	A-6
MFP Cloud Service Merch Plan - Working Plan Export	A-8
MFP Cloud Service Merch Target - Target Plan Export	A-11
MFP Cloud Service Merch Target - Working Plan Export	A-13
MFP Cloud Service Location Plan - Current Plan Export	A-16
MFP Cloud Service Location Plan - Original Plan Export	A-17
MFP Cloud Service Location Plan - Working Plan Export	A-18
MFP Cloud Service Location Target - Target Plan Export	A-20
MFP Cloud Service Location Target - Working Plan Export	A-20

### B Appendix: Integration with Oracle Retail Assortment Planning Cloud Service

---

### C Appendix: Data Load

---

Load - Actuals Data	C-1
---------------------	-----

Load - On Order Data	C-4
Load - Admin Data	C-4

## D Appendix: RMF CS Integration

---

Integration Assumptions	D-1
RMF CS Integration using File-Based Approach	D-1
Hierarchy Files	D-2
Data Files	D-4
Warehouse Transformation	D-9
Batch Tasks Specific to RMF CS Integration	D-9

## E Appendix: MFP Specific Custom Functions, Procedures, and Special Expressions

---

Special Expressions and Procedures Used in MFP CS Configuration	E-1
---	-----

## F Appendix: Extensibility

---

Supported Customization of the MFP Configuration	F-1
Rules for Customizing the Hierachy	F-1
Rules for Adding Measures	F-1
Rules for Adding Custom Rules	F-2
Rules for Workbooks and Worksheets Extensibility	F-3
Rules for Adding Custom Styles	F-3
Rules for Adding Custom Real-Time Alerts into Existing Workbooks	F-3
Adding a Custom Solution	F-3
Validating the Customized Configuration	F-4
Hiding Components of the GA Configuration	F-5
Customizing the MFP Batch Process	F-6
Custom Hooks and Boolean Scalar Measures for Flow Control	F-7
Custom Hooks	F-7
Boolean Scalar Measures for Flow Control	F-10
MFP Batch Control File Customization Guidelines	F-10
Batch Control Samples	F-11
Custom Batch Control Validation	F-11
Customizing interface.cfg to Change Interfaces	F-12
Customizing the MFP Dashboard	F-12

## G Appendix: MFP Scheduling in JOS/POM

---

# Send Us Your Comments

Oracle Retail Merchandise Financial Planning Cloud Service Implementation Guide,  
Release 22.2.401.0

Oracle welcomes customers' comments and suggestions on the quality and usefulness of this document.

Your feedback is important, and helps us to best meet your needs as a user of our products. For example:

- Are the implementation steps correct and complete?
- Did you understand the context of the procedures?
- Did you find any errors in the information?
- Does the structure of the information help you with your tasks?
- Do you need different information or graphics? If so, where, and in what format?
- Are the examples correct? Do you need more examples?

If you find any errors or have any other suggestions for improvement, then please tell us your name, the name of the company who has licensed our products, the title and part number of the documentation and the chapter, section, and page number (if available).



## Note:

Before sending us your comments, you might like to check that you have the latest version of the document and if any concerns are already addressed. To do this, access the Online Documentation available on the Oracle Help Center ([docs.oracle.com](https://docs.oracle.com)) web site. It contains the most current Documentation Library plus all documents revised or released recently.

Send your comments to us using the electronic mail address: [retail-doc\\_us@oracle.com](mailto:retail-doc_us@oracle.com)

Please give your name, address, electronic mail address, and telephone number (optional).

If you need assistance with Oracle software, then please contact your support representative or Oracle Support Services.

If you require training or instruction in using Oracle software, then please contact your Oracle local office and inquire about our Oracle University offerings. A list of Oracle offices is available on our web site at <http://www.oracle.com>.

# Preface

This document provides critical information about the processing and operating details of Oracle Retail Merchandise Financial Planning Cloud Service.

## Audience

This document is for:

- Systems administration and operations personnel
- Systems analysts
- Integrators and implementers
- Business analysts who need information about Oracle Retail Merchandise Financial Planning Cloud Service processes and interfaces

## Documentation Accessibility

For information about Oracle's commitment to accessibility, visit the Oracle Accessibility Program website at <http://www.oracle.com/pls/topic/lookup?ctx=acc&id=docacc>.

### Access to Oracle Support

Oracle customers that have purchased support have access to electronic support through My Oracle Support. For information, visit <http://www.oracle.com/pls/topic/lookup?ctx=acc&id=info> or visit <http://www.oracle.com/pls/topic/lookup?ctx=acc&id=trs> if you are hearing impaired.

## Related Documents

For more information, see the following documents in the Oracle Retail Merchandise Financial Planning Cloud Service documentation set:

- *Oracle Retail Merchandise Financial Planning Cloud Service Administration Guide*
- *Oracle Retail Merchandise Financial Planning Cloud Service Release Readiness Guide*
- *Oracle Retail Merchandise Financial Planning Cloud Service Starter Kit Guide*
- *Oracle Retail Merchandise Financial Planning Cloud Service Cost User Guide*
- *Oracle Retail Merchandise Financial Planning Cloud Service Retail User Guide*

Also, see the Oracle Retail Predictive Application Server Cloud Edition documentation set.

# Improved Process for Oracle Retail Documentation Corrections

To more quickly address critical corrections to Oracle Retail documentation content, Oracle Retail documentation may be republished whenever a critical correction is needed. For critical corrections, the republication of an Oracle Retail document may at times **not** be attached to a numbered software release; instead, the Oracle Retail document will simply be replaced on the Oracle Help Center (docs.oracle.com) Web site, or, in the case of Data Models, to the applicable My Oracle Support Documentation container where they reside.

Oracle Retail documentation is available on the Oracle Help Center (docs.oracle.com) at the following URL:

<https://docs.oracle.com/en/industries/retail/index.html>

An updated version of the applicable Oracle Retail document is indicated by Oracle part number, as well as print date (month and year). An updated version uses the same part number, with a higher-numbered suffix. For example, part number E123456-02 is an updated version of a document with part number E123456-01.

If a more recent version of the document is available, that version supersedes all previous versions.

## Oracle Retail Documentation on the Oracle Help Center (docs.oracle.com)

Oracle Retail product documentation is available on the following web site:

<https://docs.oracle.com/en/industries/retail/index.html>

(Data Model documents can be obtained through My Oracle Support.)

## Conventions

The following text conventions are used in this document:

Convention	Meaning
<b>boldface</b>	Boldface type indicates graphical user interface elements associated with an action, or terms defined in text or the glossary.
<i>italic</i>	Italic type indicates book titles, emphasis, or placeholder variables for which you supply particular values.
monospace	Monospace type indicates commands within a paragraph, URLs, code in examples, text that appears on the screen, or text that you enter.



# 1

## Introduction

Oracle Retail Merchandise Financial Planning (MFP) Cloud Service provides strategic and financial product planning functions. These functions support industry planning standards for pre-season and in-season processes. For a more detailed overview of the functionality within MFP Cloud Service, see the *Oracle Retail Merchandise Financial Planning Cost Cloud Service User Guide* and *Oracle Retail Merchandise Financial Planning Retail Cloud Service User Guide*.

## Contents of the Guide

This implementation guide addresses the following topics:

- [Introduction](#): Overview of the MFP Cloud Service business workflow and skills needed for implementation.
- [Implementation Considerations](#): Explanation of the factors to take into consideration before performing the implementation.
- [RAP Integration](#): Information about RAP integration.
- [Appendix: Exports](#): List of measures for the available exports.
- [Appendix: Integration with Oracle Retail Assortment Planning Cloud Service](#): Information needed for integration with Assortment Planning Cloud Service.
- [Appendix: Data Load](#): List of measures loaded as part of administration tasks.
- [Appendix: RMF CS Integration](#): Information needed for integrating with Oracle Retail Merchandising Foundation Cloud Service.
- [Appendix: MFP Specific Custom Functions, Procedures, and Special Expressions](#): Information on custom functions available for MFP Cloud Service.
- [Appendix: Extensibility](#): Description of the rules and restrictions enforced to extend the MFP GA configuration, so as to preserve the customizations in future patch and upgrades.
- [Appendix: MFP Scheduling in JOS/POM](#): Details about MFP scheduling in JOS/POM.

## Business Process Flow

[Figure 1-1](#) shows a typical workflow for MFP Cloud Service.

**Figure 1-1 Business Process Workflow**

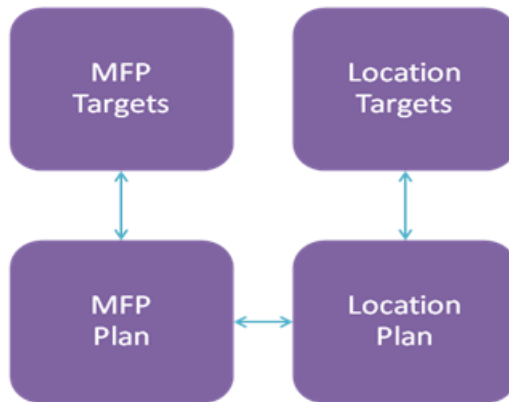


Table 1-1 describes the part of the business process workflow in Figure 1-1.

**Table 1-1 Business Process Workflow Components**

Component	Description
MFP Targets	<ul style="list-style-type: none"> <li>• Planning Leader</li> <li>• A combination of traditional Top Down and Middle Out Roles</li> <li>• Plan Level is Department, Week, and Area</li> <li>• Plan Sales, Markdowns, and Inventory by Type plus Receipts</li> </ul>
MFP Plan	<ul style="list-style-type: none"> <li>• Merch Planner</li> <li>• Traditional Bottom Up Role</li> <li>• Plan Level is Subclass, Week, and Area</li> <li>• Plan Sales, Markdowns, and Inventory by Type plus Receipts</li> </ul>
Location Targets	<ul style="list-style-type: none"> <li>• Planning Leader or designate</li> <li>• Create a version of LY Sales/Markdowns that is corrected for non-repeated events such as store closures due to bad weather, construction, and so on</li> <li>• Plan Level is Company, Location, and Week</li> <li>• Plan total sales, markdowns, and so on</li> </ul>
Location Plan	<ul style="list-style-type: none"> <li>• Loc Planner</li> <li>• Plan total sales, markdowns, and so on, through the use of average store metrics using a number of User Defined Hierarchies with Location attributes (comp, volume, size, climate, demographics, and so on)</li> <li>• Plan level is Department, Location, and Week</li> </ul>

## Key Features of MFP Cloud Service

MFP Cloud Service provides the following features:

- Setting and passing targets
- Creating a financial plan in a structured method
- Plan reconciliation

- Plan approval
- Plan maintenance
- Replanning
- Plan monitoring

## Skills Needed for Implementation

The implementer must have an understanding of the following applications and technical concepts.

### Applications

The implementer must understand interface requirements of the integrated applications and data sources for the master data, demand, and inventory history. For full implementation, the implementer requires this knowledge for the following applications:

- Oracle Retail Predictive Application Server Cloud Edition (RPASCE)
- Oracle Retail Merchandise Financial Planning Cloud Service (MFP CS)
- Oracle Retail Merchandising Foundation Cloud Service (RMF CS)

### Technical Concepts

The implementer must understand the following technical concepts:

- UNIX system administration, shell scripts, and job scheduling
- Performance constraints based on the retailer's infrastructure
- Retailer's hierarchical data
- MFP Cloud Service batch processes
- Understanding of how RPASCE rule language works
- Understanding of measures and dimension constructs

# 2

## Implementation Considerations

The following information must be considered before configuring MFP Cloud Service:

- [Configuration Considerations](#)
- [Data](#)
- [Integration](#)
- [User Roles and Security](#)
- [Internationalization](#)
- [Batch Process and Scheduling](#)

### Configuration Considerations

MFP Cloud Service provides two solution options, Retail and Cost, method of implementation. The default implementation uses the Retail Solution. Both solution options use a similar solution template, but mostly differ in the calculation of Key Metrics specific to the planning. For details on the calculations of Key Planning Metrics to help decide which solution option fits for the customer, see the *Oracle Retail Merchandise Financial Planning Cost Cloud Service User Guide* and *Oracle Retail Merchandise Financial Planning Retail Cloud Service User Guide*.

The customer has the option to change the solution type by patching the configuration. Each solution option can be chosen with or without the Whole Sale Franchise and Local Currency options using automation plug-ins. For more information about generating configurations for different solutions and plug-in options using the Configuration Tools, see the *Oracle Retail Merchandise Financial Planning Cloud Service Starter Kit Guide*.

#### **Whole Sale Franchise Option**

Retailers having whole sale franchise capabilities and wanting to plan specific metrics to support those functions can choose the Whole Sale Franchise option. Selecting a provision with this option provides additional tasks in the task flow, worksheets, and measures to support this process. For more information about these tasks, see the *Oracle Retail Merchandise Financial Planning Cost Cloud Service User Guide* or *Oracle Retail Merchandise Financial Planning Retail Cloud Service User Guide*. If a provision containing this option is chosen, the retailer must also provide additional data files to support this process. For more details, see [Data Files](#).

#### **Local Currency Option**

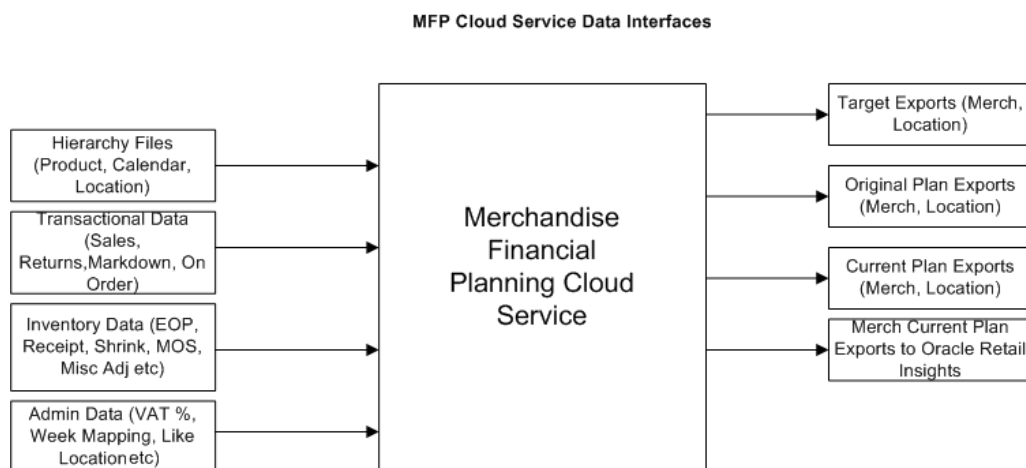
Retailers who want to plan in both primary currency as well as local currency can chose provisions containing this option. Selecting provisions with this option provides additional tasks, worksheets, and measures to support this process. The retailer must set up the Local Currency conversion details in the administration workbooks specific to this option. For more information details, see the *Oracle Retail Merchandise Financial Planning Cost Cloud Service User Guide* or *Oracle Retail Merchandise Financial Planning Retail Cloud Service User Guide*.

## Data

MFP Cloud Service needs the following sets of data from customers, which are broadly classified as hierarchy files and data files. The data is described in the following sections:

- [Hierarchy Files](#)
- [Data Files](#)

**Figure 2-1 MFP Cloud Service Data Interfaces**



## Hierarchy Files

This is the foundation data to build any RPASCE solution. MFP Cloud Service requires the following three foundation hierarchy files: Calendar, Product, and Location. In addition, it also requires the Local Currency VAT (Value Added Tax) and Location Attributes hierarchies. To load the Hierarchy files during the batch process, the customer can upload their hierarchy files as individual files into Object Storage under the input directory or zip them up as hiers.zip and upload that zip file to the same input directory in Object Storage.

Customers can get all the hierarchy files data using RAP integration. Customers need to upload only the hierarchy files data that is not coming through RAP integration. These are specified under the Notes sections of the respective hierarchies.

 **Note:**

In order to implement Planning cloud services on Retail Analytics and Planning (RAP), the customer should ensure their foundation data, that is, Product and Organization hierarchies align with Oracle Retail Merchandising Foundation Cloud Service (RMFCS) so that the foundation and transactional data can be used by all services in RAP. They can have more alternate dimensions than available in RMFCS if needed for their Planning Cloud Services.

Customers can use the flex fields available in RAP Foundation files to interface this data. Also, if multiple Planning cloud services such as MFPCS, APCS, and RDFCS are residing in the same PDS, then hierarchies which are common across them should have the same dimension names so they can share the same data interfaced from RAP. However, additional non-shared dimensions can be present in each service, but shared dimensions should have the same name.

 **Note:**

In all the hierarchy files, the hierarchy type User Defined Alternates (UDA) and data for those alternates do not need to be present in the hierarchy files. Administration users can directly set values for those alternates directly in the application. For more information, see the *Oracle Retail Predictive Application Server Cloud Edition Administration Guide*. If a retailer also provides these details in the hierarchy files, data for all user alternates for that hierarchy must be present in that file with header information.

 **Note:**

Hierarchy files should always contain header information and columns in any order but the file name must be in the format <hier>.hdr.csv.dat.

For information on the hierarchy files, see the following sections:

- [Calendar Hierarchy File](#)
- [Product Hierarchy File](#)
- [Location Hierarchy File](#)
- [Currency Hierarchy File](#)
- [VAT Hierarchy File](#)
- [Location Attributes Hierarchy File](#)
- [Level Hierarchy File](#)
- [Custom Messages Hierarchy File](#)

## Calendar Hierarchy File

**File name:** clnd.hdr.csv.dat

**File format:** comma-separated values file

The following table describes the fields in this file.

Name	Label	Hierarchy Type	Parent
DAY	Day	Main	None
WEEK	Week	Main	DAY
MNTH	Month	Main	WEEK
QRTR	Quarter	Main	MNTH
HALF	Half	Main	QRTR
YEAR	Year	Main	HALF
HLDY	Holiday	UDA	WEEK
EVNT	Event	UDA	WEEK
WOYR	Week of Year	Alternate	WEEK
STDB	STD/BTA	UDA	WEEK

**Example:**

```
day,day_label,week,week_label,mnth,mnth_label,qrtr,qrtr_label,half,half_label,year,year_label,hldy,hldy_label,evnt,evnt_label,woyr,woyr_label,stdb,stdb_label
20170129,1/29/2017,w01_2017,2/4/2017,m01_2017,feb FY2017,q01_2017,Quarter1
FY2017,h1_2017,Half1 FY2017,a2017,FY2017,0,None,0,None,1,Week 01,0,0
20170130,1/30/2017,w01_2017,2/4/2017,m01_2017,feb FY2017,q01_2017,Quarter1
FY2017,h1_2017,Half1 FY2017,a2017,FY2017,0,None,0,None,1,Week 01,0,0
20170131,1/31/2017,w01_2017,2/4/2017,m01_2017,feb FY2017,q01_2017,Quarter1
FY2017,h1_2017,Half1 FY2017,a2017,FY2017,0,None,0,None,1,Week 01,0,0
20170201,2/1/2017,w01_2017,2/4/2017,m01_2017,feb FY2017,q01_2017,Quarter1
FY2017,h1_2017,Half1 FY2017,a2017,FY2017,0,None,0,None,1,Week 01,0,0
```

**Notes:**

Though RPAS CE supports a string for position IDs, for calendar position week, it is preferred to use the date format YYYYMMDD. If the customer uses RAP integration to get the data, the day and week position IDs at which the data needs to be stored are in YYYYMMDD format.

## Product Hierarchy File

**File name:** prod.hdr.csv.dat

**File format:** comma-separated values file

The following table describes the fields in this file.

Name	Label	Hierarchy Type	Parent
SKU	Item	Main	None
SCLS	Subclass	Main	SKUP
CLSS	Class	Main	SCLS
DEPT	Department	Main	CLSS
PGRP	Group	Main	DEPT
DVSN	Division	Main	PGRP

Name	Label	Hierarchy Type	Parent
CMPP	Company	Main	DVSN
SCL1	Subclass Group 1	UDA	SCLS
SCL2	Subclass Group 2	UDA	SCLS
CLSG	Class Group	UDA	CLSS
CONS	Consignment/Non-Cons	UDA	SCLS

**Example:**

```
SKU,SKU_LABEL,SCLS,SCLS_LABEL,SCL1,SCL1_LABEL,SCL2,SCL2_LABEL,CLSS,CLSS_LABEL,CLSG,CLSG_LABEL,DEPT,DEPT_LABEL,PGRP,PGRP_LABEL,DVSN,DVSN_LABEL,CMPP,CMPP_LABEL,CONS,CONS_LABEL
22222222,22222222 Ground De-Caffeinated Can,100000,100000 Ground,110000,110000
Brewed,120000,120000 Bag-Jar-Can,10000,10000 Coffee,11001,11001 Coffee,1000,1000
Shelf Stable Beverages,100,100 Shelf Stable Grocery,10,10 Grocery,1,1
Acme,1,Consignment
44444444,44444444 Ground Regular - Caffeinated Can,100000,100000 Ground,110000,110000
Brewed,120000,120000 Bag-Jar-Can,10000,10000 Coffee,11001,11001 Coffee,1000,1000
Shelf Stable Beverages,100,100 Shelf Stable Grocery,10,10 Grocery,1,1
Acme,1,Consignment
11111111,11111111 Ground De-Caffeinated Bag,100000,100000 Ground,110000,110000
Brewed,120000,120000 Bag-Jar-Can,10000,10000 Coffee,11001,11001 Coffee,1000,1000
Shelf Stable Beverages,100,100 Shelf Stable Grocery,10,10 Grocery,1,1
Acme,1,Consignment
33333333,33333333 Ground Regular - Caffeinated Bag,100000,100000 Ground,110000,110000
Brewed,120000,120000 Bag-Jar-Can,10000,10000 Coffee,11001,11001 Coffee,1000,1000
Shelf Stable Beverages,100,100 Shelf Stable Grocery,10,10 Grocery,1,1
Acme,1,Consignment
```

**Notes:**

In MFP Cloud Service, the lowest level of planning is done at the Subclass level. Partitioning of the Planning Data Schema should be done above the Subclass level. The customer should have balanced data at the partition level to have better performance. MFP GA is partitioned by default at the department level. MFP CS also needs aggregated actual data only at the Subclass level. The base MFP configuration is defined to load actual data only at the Item level. Data will be visible within the application only at the Subclass level, but the lowest hierarchy level is still defined at the Item Level to support integration in RAP.

## Location Hierarchy File

**File name:** loc.hdr.csv.dat

**File format:** comma-separated values file

The following table describes the fields in this file.

Name	Label	Hierarchy Type	Parent
STOR	Location	Main	None
DSTR	District	Main	STOR
REGN	Region	Main	DSTR
CHNL	Area	Main	REGN



Name	Label	Hierarchy Type	Parent
CHAN	Chain	Main	CHNL
COMP	Company	Main	CHAN
LOCT	Location Type	Alternate	STOR
PHWH	Physical Warehouse	Alternate	STOR
FFLT	Fulfillment Type	Alternate	STOR
CHNG	Chain Group	UDA	CHAN
RGNG	Region Group	UDA	REGN
DSTG	District Group	UDA	DSTR
CTRY	Country	UDA	CHNL

**Note:**

The Planning Location Hierarchy is aligned with the Merchandising Organization Hierarchy for RAP integration, so Region aggregates to Area as in the Merchandising Hierarchy. Channel is an attribute in RMF CS and is not part of the Organization Hierarchy. If the customer wants to plan at the Channel level, the Area defined in RMF CS needs to be aligned with Channel, so that the plans defined at the Area level in Assortment Planning will be set for the Channels.

**Example:**

```
STOR,STOR_LABEL,DSTR,DSTR_LABEL,REGN,REGN_LABEL,CHNL,CHNL_LABEL,CHAN,CHAN_LABEL,COMP,COMP_LABEL,LOCT,LOCT_LABEL,PHWH,PHWH_LABEL,FFLT,FFLT_LABEL,CHNG,CHNG_LABEL,RGNG,RGNG_LABEL,DSTG,DSTG_LABEL,CTRY,CTRY_LABEL
1000,1000 Charlotte,1070,North Carolina,170,Mid-Atlantic,1,Brick &
Mortar,1,US,1,Retailer Ltd,1,Store,WH-1,Warehouse - US,1,Store Pick Up / Take
With,1,North America,1,North,170,Mid-Atlantic,1,USA
1001,1001 Atlanta,1023,Georgia,400,South Atlantic,1,Brick &
Mortar,1,US,1,Retailer Ltd,2,Kiosk,WH-1,Warehouse - US,2,Deliver/Install at
Customer ,1,North America,2,South,400,South Atlantic,1,USA
1002,1002 Dallas,1104,Texas,230,Gulf States,1,Brick & Mortar,1,US,1,Retailer
Ltd,1,Store,WH-1,Warehouse - US,3,Home Delivery,1,North America,2,South,230,Gulf
States,1,USA
1003,1003 Boston,1051,Massachusetts,200,New England,1,Brick &
Mortar,1,US,1,Retailer Ltd,1,Store,WH-1,Warehouse - US,4,Fulfill DC Mail to
Customer,1,North America,1,North,200,New England,1,USA
```

## Currency Hierarchy File

The Currency Hierarchy file is used to define unique currencies to be used in the application. The retailer can customize this hierarchy during implementation and can use the GA dataset hierarchy as a reference. If the Local Currency provision option is enabled during implementation, this hierarchy is loaded, and currency conversion rates are set in the Local Currency Setup workbook. Users can review the plan data in more than one currency.

**File name:** curh.hdr.csv.dat

**File format:** comma-separated values file

The following table describes the fields in this file.

Name	Description
Currency	This is the unique currency. The plan data can be converted when the Local Currency provision option is enabled.

**Example:**

```
curr,curr_label
USD,USD
EUR,EUR
GBP,GBP
BRL,BRL
JPY,JPY
DKK,DKK
KRW,KRW
```

## VAT Hierarchy File

The VAT hierarchy file is used to define unique Value Added Tax to be used in the application. The retailer can customize this hierarchy during implementation and can use the GA dataset hierarchy as a reference. Users can set more than one VAT group and VAT rates for them in the administration workbooks. Then, users have the options to choose any one VAT group to use within the solution.

**Notes:**

This hierarchy data is not coming as part of RAP integration, so the customer needs to explicitly provide this file with at least one valid data.

**File name:** vath.hdr.csv.dat

**File format:** comma-separated values file

The following table describes the fields in this file.

Name	Description
VAT Group	This is the unique VAT group used to define different VAT rates that can be used within the application.

**Example:**

```
vatb,vatb_label
"VAT00","Zero Rate"
"VAT05","Reduced Rate"
"VAT20","Standard Rate"
```

## Location Attributes Hierarchy File

The Location Attributes hierarchy represents attributes associated with locations. These attributes are used to group locations to plan in the Location Planning templates.

This hierarchy is intended to capture all location attributes for all locations. The attributes are then assigned to individual locations. This assignment is used when processing the dynamic rollups in the location planning templates.

Name	Label	Hierarchy Type	Aggs
SATV	Loc Attribute Value	Main	None
SATT	Loc Attribute	Main	SATV

**File name:** satr.hdr.csv.dat

**File format:** comma-separated values file

The following table describes the fields in this file.

Name	Description
Loc Attribute Value	The various values that an attribute might have. For example, the climate attribute might take the values cold, hot, or humid.
Loc Attribute	The name of a location attribute, such as climate, store volume, and so on.

**Notes:**

This hierarchy data is not coming as part of RAP integration, so the customer needs to explicitly provide this file with at least one valid data.

**Example:**

```
satv,satv_label,satt,satt_label
grade,Sales Perf Grp,grade,Sales Perf Grp
space,Space,space,Space
sfmt1,Downtown,sfmt,Store Format
sfmt2,Strip Mall,sfmt,Store Format
sfmt3,Standalone,sfmt,Store Format
clmt1,Marine,clmt,Climate
clmt2,Cold,clmt,Climate
clmt3,Very Cold,clmt,Climate
clmt4,Hot Dry,clmt,Climate
clmt5,Mixed Dry,clmt,Climate
clmt6,Mixed Humid,clmt,Climate
clmt7,Hot Humid,clmt,Climate
clmt8,Mediterranean,clmt,Climate
clmt9,N/A,clmt,Climate
```

## Level Hierarchy File

The Level hierarchy is an internal application-specific hierarchy to define different levels of the Dynamic Hierarchy Rollup for Product and Location using its attributes in various workbook templates. It is hard coded to have three levels in the MFP CS solution. By default, this file will be included as part of the GA deploy.

**File name:** lvlh.hdr.csv.dat

**File format:** comma-separated values file

The following table describes the field in this file.

Name	Description
Level	Attribute Roll-Up Level.

**Example:**

```
lvld,lvld_label
lv11,Level 1
lv12,Level 2
lv13,Level 3
```

## Custom Messages Hierarchy File

MFP Cloud Service also has an additional internal hierarchy for custom messages used in the application called Custom Messages Hierarchy (CMSH). Custom messages used in the application are pre-configured in that hierarchy file and, unless a retailer needs different custom messages, that file does not need to be changed. By default, this file will be included as part of the GA deploy.

**File name:** cmsh.hdr.csv.dat

**File format:** comma-separated values file

The following table describes the fields in this file.

Name	Label	Hierarchy Type	Parent
CMSD	Messages	Main	None

**Example:**

"CMS01","Seeding completed successfully!"

"CMS02","Seeding not successful. Please select Wp Seed Source."

## Data Files

The following tables describe the data files (measures) needed, load intersection, data type, file name, required/optional, and expected data source details. In the Data Source column, RI means any Data Warehouse or equivalent/RMS and data readily available from RAP integration, Internal means any retailer internal system or the data using data files, and Admin means either data can be directly set up by an administration user or can be loaded as files.

Customers need to provide and upload only data files that are not available through RAP integration.

**Note:**

The selected value for each file in the Required/Optional column in the following tables is specific to the Provision option chosen. If the Wholesale Franchise Provision option is chosen for implementation, all wholesale franchise specific measures are required.

## MFP Cloud Service Input Measure List

The following table lists the input data for an MFP Cloud Service implementation:

Table 2-1 MFP Cloud Service Input Measure List

Measure Name	Measure Label	Load Intersection	Data Type	File Name	Solution Type	Required or Optional?	Data Source
drtyeop1c	Ty EOP Reg+Promo C	week/sku/stor	real	eopx.csv.ovr	Retail/Cost	required	RI
drtyeop1r	Ty EOP Reg+Promo R	week/sku/stor	real	eopx.csv.ovr	Retail/Cost	required	RI
drtyeop1u	Ty EOP Reg+Promo U	week/sku/stor	real	eopx.csv.ovr	Retail/Cost	required	RI
drtyeop2c	Ty EOP Clr C	week/sku/stor	real	eopx.csv.ovr	Retail/Cost	required	RI
drtyeop2r	Ty EOP Clr R	week/sku/stor	real	eopx.csv.ovr	Retail/Cost	required	RI
drtyeop2u	Ty EOP Clr U	week/sku/stor	real	eopx.csv.ovr	Retail/Cost	required	RI
drtyrinva1c	Ty RMF Shrink Inventory Adjust C	week/sku/stor	real	inva.csv.ovr	Retail/Cost	required	RI
drtyrinva1r	Ty RMF Shrink Inventory Adjust R	week/sku/stor	real	inva.csv.ovr	Retail	required	RI
drtyrinva1u	Ty RMF Shrink Inventory Adjust U	week/sku/stor	real	inva.csv.ovr	Retail/Cost	required	RI
drtyrinva2c	Ty RMF Non- Shrink Inventory Adjust C	week/sku/stor	real	inva.csv.ovr	Retail/Cost	required	RI
drtyrinva2r	Ty RMF Non- Shrink Inventory Adjust R	week/sku/stor	real	inva.csv.ovr	Retail	required	RI
drtyrinva2u	Ty RMF Non- Shrink Inventory Adjust U	week/sku/stor	real	inva.csv.ovr	Retail/Cost	required	RI
drtymkdcanr	Ty Markdown Cancel R	week/sku/stor	real	mkd.csv.ovr	Retail/Cost	required	RI
drtymkdclrr	Ty Markdown Clear R	week/sku/stor	real	mkd.csv.ovr	Retail/Cost	required	RI
drtymkdpclr	Ty Markdown Promo Clear R	week/sku/stor	real	mkd.csv.ovr	Retail/Cost	required	RI
drtymkdpror	Ty Markdown Promo R	week/sku/stor	real	mkd.csv.ovr	Retail/Cost	required	RI
drtymkdregr	Ty Markdown Reg R	week/sku/stor	real	mkd.csv.ovr	Retail/Cost	required	RI
drtymkupr	Ty Markup R	week/sku/stor	real	mkd.csv.ovr	Retail/Cost	required	RI
drtyicmkdr	Ty Inter- Company Markdown R	week/sku/stor	real	mkd.csv.ovr	Retail/Cost	optional	RI
drtyicmkur	Ty Inter- CompanyMarkup R	week/sku/stor	real	mkd.csv.ovr	Retail/Cost	optional	RI

Table 2-1 (Cont.) MFP Cloud Service Input Measure List

Measure Name	Measure Label	Load Intersection	Data Type	File Name	Solution Type	Required or Optional?	Data Source
drtywfmkdr	Ty W/F Markdown R	week/sku/stor	real	wfms.csv.ovr	Retail/Cost	optional	RI
drtywfmkur	Ty W/F Markup R	week/sku/stor	real	wfms.csv.ovr	Retail/Cost	optional	RI
drtywfslsu	Ty W/F Sales U	week/sku/stor	real	wfms.csv.ovr	Retail/Cost	optional	RI
drtywfsisc	Ty W/F Sales C	week/sku/stor	real	wfms.csv.ovr	Retail/Cost	optional	RI
drtywfslsr	Ty W/F Sales R	week/sku/stor	real	wfms.csv.ovr	Retail/Cost	optional	RI
drtywfrtnu	Ty W/F Returns U	week/sku/stor	real	wfms.csv.ovr	Retail/Cost	optional	RI
drtywfrtnc	Ty W/F Returns C	week/sku/stor	real	wfms.csv.ovr	Retail/Cost	optional	RI
drtywfrtnr	Ty W/F Returns R	week/sku/stor	real	wfms.csv.ovr	Retail/Cost	optional	RI
drtynsclrc	Ty Net Sales Clear C	week/sku/stor	real	nsls.csv.ovr	Cost	required	RI
drtynsclrr	Ty Net Sales Clear R	week/sku/stor	real	nsls.csv.ovr	Retail/Cost	required	RI
drtynsclru	Ty Net Sales Clear U	week/sku/stor	real	nsls.csv.ovr	Retail/Cost	required	RI
drtynsproc	Ty Net Sales Promo C	week/sku/stor	real	nsls.csv.ovr	Cost	required	RI
drtynspror	Ty Net Sales Promo R	week/sku/stor	real	nsls.csv.ovr	Retail/Cost	required	RI
drtynsprou	Ty Net Sales Promo U	week/sku/stor	real	nsls.csv.ovr	Retail/Cost	required	RI
drtynsregc	Ty Net Sales Reg C	week/sku/stor	real	nsls.csv.ovr	Cost	required	RI
drtynsregr	Ty Net Sales Reg R	week/sku/stor	real	nsls.csv.ovr	Retail/Cost	required	RI
drtynsregu	Ty Net Sales Reg U	week/sku/stor	real	nsls.csv.ovr	Retail/Cost	required	RI
drtyrtnclrc	Ty Returns Clear C	week/sku/stor	real	rtn.csv.ovr	Cost	required	RI
drtyrtnclrr	Ty Returns Clear R	week/sku/stor	real	rtn.csv.ovr	Retail/Cost	required	RI
drtyrtnclru	Ty Returns Clear U	week/sku/stor	real	rtn.csv.ovr	Retail/Cost	required	RI
drtyrtnproc	Ty Returns Promo C	week/sku/stor	real	rtn.csv.ovr	Cost	required	RI
drtyrtnpror	Ty Returns Promo R	week/sku/stor	real	rtn.csv.ovr	Retail/Cost	required	RI
drtyrtnprou	Ty Returns Promo U	week/sku/stor	real	rtn.csv.ovr	Retail/Cost	required/optional	RI

Table 2-1 (Cont.) MFP Cloud Service Input Measure List

Measure Name	Measure Label	Load Intersection	Data Type	File Name	Solution Type	Required or Optional?	Data Source
drtyrtnregc	Ty Returns Reg C	week/sku/stor	real	rtn.csv.ovr	Cost	required	RI
drtyrtnregr	Ty Returns Reg R	week/sku/stor	real	rtn.csv.ovr	Retail/Cost	required	RI
drtyrtnregu	Ty Returns Reg U	week/sku/stor	real	rtn.csv.ovr	Retail/Cost	required	RI
drtyooc	Ty On Order C	week/sku/stor	real	oo.csv.ovr	Retail/Cost	required	RI
drtyoor	Ty On Order R	week/sku/stor	real	oo.csv.ovr	Retail	required	RI
drtyoou	Ty On Order U	week/sku/stor	real	oo.csv.ovr	Retail/Cost	required	RI
drtyporcptc	Ty PO Receipt C	week/sku/stor	real	rcpt.csv.ovr	Retail/Cost	required	RI
drtyporcptR	Ty PO Receipt R	week/sku/stor	real	rcpt.csv.ovr	Retail/Cost	required	RI
drtyporcptu	Ty PO Receipt U	week/sku/stor	real	rcpt.csv.ovr	Retail/Cost	required	RI
drtytraninbc	Ty Transfers In Book C	week/sku/stor	real	tranx.csv.ovr	Retail/Cost	optional	RI
drtytraninbr	Ty Transfers In Book R	week/sku/stor	real	tranx.csv.ovr	Retail/Cost	optional	RI
drtytraninbu	Ty Transfers In Book U	week/sku/stor	real	tranx.csv.ovr	Retail/Cost	optional	RI
drtytraninic	Ty Transfers In ICT C	week/sku/stor	real	tranx.csv.ovr	Retail/Cost	optional	RI
drtytraninir	Ty Transfers In ICT R	week/sku/stor	real	tranx.csv.ovr	Retail/Cost	optional	RI
drtytraniniu	Ty Transfers In ICT U	week/sku/stor	real	tranx.csv.ovr	Retail/Cost	optional	RI
drtytraninr	Ty Transfers In R	week/sku/stor	real	tranx.csv.ovr	Retail/Cost	optional	RI
drtytraninc	Ty Transfers In C	week/sku/stor	real	tranx.csv.ovr	Retail/Cost	required	RI
drtytraninu	Ty Transfers In U	week/sku/stor	real	tranx.csv.ovr	Retail/Cost	required	RI
drtytranoutbc	Ty Transfers Out Book C	week/sku/stor	real	tranx.csv.ovr	Retail/Cost	optional	RI
drtytranoutbr	Ty Transfers Out Book R	week/sku/stor	real	tranx.csv.ovr	Retail/Cost	optional	RI
drtytranoutbu	Ty Transfers Out Book U	week/sku/stor	real	tranx.csv.ovr	Retail/Cost	optional	RI
drtytranoutic	Ty Transfers Out ICT C	week/sku/stor	real	tranx.csv.ovr	Retail/Cost	optional	RI
drtytranoutir	Ty Transfers Out ICT R	week/sku/stor	real	tranx.csv.ovr	Retail/Cost	optional	RI
drtytranoutiu	Ty Transfers Out ICT U	week/sku/stor	real	tranx.csv.ovr	Retail/Cost	optional	RI
drtytranoutr	Ty Transfers Out R	week/sku/stor	real	tranx.csv.ovr	Retail/Cost	required	RI

Table 2-1 (Cont.) MFP Cloud Service Input Measure List

Measure Name	Measure Label	Load Intersection	Data Type	File Name	Solution Type	Required or Optional?	Data Source
drtytranoutu	Ty Transfers Out U	week/sku/stor	real	tranx.csv.ovr	Retail/Cost	required	RI
drtytranoutc	Ty Transfers Out C	week/sku/stor	real	tranx.csv.ovr	Retail/Cost	required	RI
drtyvndfndr	Ty Vendor Funds R	week/sku/stor	real	tran.csv.ovr	Retail/Cost	required	RI
drtyroyalr	Ty Royalties R	week/sku/stor	real	tran.csv.ovr	Retail/Cost	optional	Internal
drtycogsr	Ty COGS Adj R	week/sku/stor	real	tran.csv.ovr	Retail	optional	Internal
drtyconsinvc	Ty Cons Inv C	week/sku/stor	real	tran.csv.ovr	Cost	optional	Internal
drtyconsinvr	Ty Cons Inv R	week/sku/stor	real	tran.csv.ovr	Retail	optional	Internal
drtymiscadjc	Ty Misc Adj C	week/sku/stor	real	tran.csv.ovr	Cost	optional	Internal
drtymiscadjr	Ty Misc Adj R	week/sku/stor	real	tran.csv.ovr	Retail	optional	Internal
drtymiscadju	Ty Misc Adj U	week/sku/stor	real	tran.csv.ovr	Retail/Cost	optional	Internal
drtybocancu	Ty Backorder Cancel U	week/sku/stor	real	fulfill.csv.ovr	Retail/Cost	optional	Internal
drtybofulfillu	Ty Backorder Fulfilled U	week/sku/stor	real	fulfill.csv.ovr	Retail/Cost	optional	Internal
drtycancu	Ty Cancel U	week/sku/stor	real	fulfill.csv.ovr	Retail/Cost	optional	Internal
drtydemandu	Ty Demand U	week/sku/stor	real	fulfill.csv.ovr	Retail/Cost	optional	Internal
drtyfulfillu	Ty Fulfilled U	week/sku/stor	real	fulfill.csv.ovr	Retail/Cost	optional	Internal
drtytrafficu	Ty Traffic U	week/sku/stor	real	fulfill.csv.ovr	Retail/Cost	optional	Internal
drtyims1r	Ty Pick up in Store (Reg+Promo) R	week/sku/stor	real	fulfill_x.csv.ovr	Retail/Cost	optional	Internal
drtyims1u	Ty Pick up in Store (Reg+Promo) U	week/sku/stor	real	fulfill_x.csv.ovr	Retail/Cost	optional	Internal
drtyims2r	Ty Pick up in Store (Clr) R	week/sku/stor	real	fulfill_x.csv.ovr	Retail/Cost	optional	Internal
drtyims2u	Ty Pick up in Store (Clr) U	week/sku/stor	real	fulfill_x.csv.ovr	Retail/Cost	optional	Internal
drtymtd1r	Ty Return Back to Online (Reg+Promo) R	week/sku/stor	real	fulfill_x.csv.ovr	Retail/Cost	optional	Internal
drtymtd1u	Ty Return Back to Online (Reg+Promo) U	week/sku/stor	real	fulfill_x.csv.ovr	Retail/Cost	optional	Internal
drtymtd2r	Ty Return Back to Online (Clr) R	week/sku/stor	real	fulfill_x.csv.ovr	Retail/Cost	optional	Internal
drtymtd2u	Ty Return Back to Online (Clr) U	week/sku/stor	real	fulfill_x.csv.ovr	Retail/Cost	optional	Internal



Table 2-1 (Cont.) MFP Cloud Service Input Measure List

Measure Name	Measure Label	Load Intersection	Data Type	File Name	Solution Type	Required or Optional?	Data Source
drtystc1r	Ty Ship to Customer (Reg+Promo) R	week/sku/stor	real	fulfill_x.csv.ovr	Retail/Cost	optional	Internal
drtystc1u	Ty Ship to Customer (Reg+Promo) U	week/sku/stor	real	fulfill_x.csv.ovr	Retail/Cost	optional	Internal
drtystc2r	Ty Ship to Customer (Clr) R	week/sku/stor	real	fulfill_x.csv.ovr	Retail/Cost	optional	Internal
drtystc2u	Ty Ship to Customer (Clr) U	week/sku/stor	real	fulfill_x.csv.ovr	Retail/Cost	optional	Internal
drtybisscvp	Ty Buy in Store Ship to Customer %	week_scls_ctry	real	fulfill_a.csv.ovr	Retail/Cost	optional	Internal
drtybopisvp	Ty Buy Online Pick-Up in Store %	week_scls_ctry	real	fulfill_a.csv.ovr	Retail/Cost	optional	Internal
drtyborisvp	Ty Buy Online, Return to Store %	week_scls_ctry	real	fulfill_a.csv.ovr	Retail/Cost	optional	Internal
drtyborovp	Ty Buy Online, Return Online %	week_scls_ctry	real	fulfill_a.csv.ovr	Retail/Cost	optional	Internal
drtyincngstku	Ty Store to Warehouse Restocking \$/ U	week_scls_ctry	real	fulfill_a.csv.ovr	Retail/Cost	optional	Internal
drtymtdvp	Ty Return Back to Online %	week_scls_ctry	real	fulfill_a.csv.ovr	Retail/Cost	optional	Internal
drtyonstku	Ty Warehouse Restocking \$/ U	week_scls_ctry	real	fulfill_a.csv.ovr	Retail/Cost	optional	Internal
drtystrstku	Ty Store Restocking \$/ U	week_scls_ctry	real	fulfill_a.csv.ovr	Retail/Cost	optional	Internal
addvlagl2t	Lag Lly	week	text	lag.csv.ovr	Retail/Cost	required	Admin
addvlaglyt	Lag Ly	week	text	lag.csv.ovr	Retail/Cost	required	Admin
addvvatcp	VAT C %	week_vatb	real	vat.csv.ovr	Retail	required	Admin
addvvatvp	VAT %	week_vatb	real	vat.csv.ovr	Retail/Cost	required	Admin
addvlikepocd	Like Location End Date	stor	date	stor_a.csv.ovr	Retail/Cost	optional	Admin
addvlikepocp	Like Location	stor	text	stor_a.csv.ovr	Retail/Cost	optional	Admin
addvlocopnd	Location Open Dt	stor	date	stor_a.csv.ovr	Retail/Cost	optional	RI
addvlocendd	Location Close Dt	stor	date	stor_a.csv.ovr	Retail/Cost	optional	RI
addvlocrefd	Location Refurbrish Dt	stor	date	stor_a.csv.ovr	Retail/Cost	optional	RI

Table 2-1 (Cont.) MFP Cloud Service Input Measure List

Measure Name	Measure Label	Load Intersection	Data Type	File Name	Solution Type	Required or Optional?	Data Source
addvwfpoct	W/F Location Type	stor	text	stor_a.csv.ovr	Retail/Cost	optional	RI
addvpocdesct	Location Description	stor	text	stor_a.csv.ovr	Retail/Cost	optional	Admin
addvchnlmapt	Channel Type	chnl	text	addvchnlmapt.csv.ovr	Retail/Cost	optional	Admin
addvchwhmapt	Warehouse - Channel Mapping - Load	stor	text	addvchnlmapt.csv.ovr	Retail/Cost	optional	Admin
addvlcratet	Local Currency Symbol	curc	text	addvlcratet.csv.ovr	Retail/Cost	optional	Admin
addvpocsqmv	Location Square Meter	dept_stor	real	addvpocsqmv.csv.ovr	Retail/Cost	optional	Admin
drtylcratex	Ty Local Currency Rate	day_curc	real	curr.csv.ovr	Retail/Cost	optional	RI
addvlocattt	Location Attribute	stor_satt	text	addvlocattt.csv.ovr	Retail/Cost	optional	Admin

All measure files that need to be loaded as data files need to be grouped based on the File Name; the files should contain the header for the measures to be loaded and should be in .csv format. Measures within a file can be grouped in any order as long as the header column is correctly marked. If a measure is optional in a file, the customer can ignore that measure and group the remaining measures which are available for the customer.

**Example:**

In the following example, if the customer is not using RAP integration, so only grouping the data which is required and not optional in a file for the data that the customer has.

**File Name:** tranx.csv.ovr

**Base Intersection:** week/sku/stor

**Data Type:** real

```
week,sku,stor,drtytraninr,drtytraninu,drtytranoutr,drtytranoutu
w01_2021,100000,1000,30.96,31.52,0,0
w02_2021,100000,1000,169.13,112.61,1,37.85
w03_2021,100000,1000,233.54,50.26,1,35.09
```

## Historical Data

It is recommended that you have at least two years of historical sales and inventory data for creating MFP targets. Less data can be used, but the more data that is available, the more statistical significance can be given to the MFP targets.

It is also important to have two years of history to produce an optimal forecast.

 **Note:**

Ty BOS measures (drtybos\*) are optional. These measures are the very first week BOP values within the domain. If they are not loaded, it will only affect the very first period inventory within the domain. For the rest of the weeks, the loaded previous period EOP will be used as BOP after the weekly batch. When the calendar is purged, Ty BOS will be reset by the weekly batch.

## Loading and Extracting Data

Data can be loaded into MFP Cloud Service using the Online Administration Tools, which in turn use standard RPASCE services. For more information on loading and extracting data using Online Administration Tools, see the *Oracle Retail Merchandise Financial Planning Cloud Service Administration Guide*.

The measure data load is grouped based on the frequency of the data load. For the list of measures loaded for different data load groups, see [Appendix: Data Load](#).

## Integration

MFP Cloud Service supports the integration of foundation data files from RMF CS or other source systems. It can get forecast data from AI Foundation and can send approved plans to Retail Insights (RI) using Retail Analytics and Planning (RAP) Integration. For more details about RAP integration, see [RAP Integration](#).

For more details about RMF CS integration and direct integration with RMF CS using a file-based approach, see [Appendix: RMF CS Integration](#).

Retailers using either the template or non-template version must extract and provide the foundation files needed from other source systems as flat files in the required format as needed by RAP integration and then upload to Object Storage. Any data or hierarchy files that are specific to their Planning Solution that cannot be integrated using RAP integration can be directly uploaded to Object Storage for Planning. In the same way, exported files from the solution if not part of RAP integration are sent back to the Object Storage and retailers can download the extracted files from there. The retailer must integrate it with any other system that requires extracted plan data from MFP Cloud Service, if not part of RAP integration.

MFP can also integrate with the 19.0.x release of Oracle Retail Assortment Planning Cloud Service to send plan data. For information on the integration and file format, see [Appendix: Integration with Oracle Retail Assortment Planning Cloud Service](#). For more information on the tasks, see the *Oracle Retail Merchandise Financial Planning Cloud Service Administration Guide*.

## User Roles and Security

To define workbook template security, the system administrator grants individual users, or user groups, access to specific workbook templates. Granting access to workbook templates provides users with the ability to create, modify, save, and commit workbooks for the assigned workbook templates. Users are typically assigned to groups based on their user application (or solution) role. Users in the same group can be given access to workbook templates that belong to that group alone. Users can be

assigned to more than one group and granted workbook template access without belonging to the user group that typically uses a specific workbook template. Workbook access is either denied, read-only, or full access. Read-only access allows a user to create a workbook for the template, but the user is not able to edit any values or commit the workbook. The read-only workbook can be refreshed.



#### Note:

Users must have access to workbooks based on their role. The administrator must always follow the principal of least privilege; that is, each user must only be granted access to the product areas for which the user is responsible.

The following table provides guidance regarding which MFP users must have access to each of the workbooks.

**Table 2-2 User's Access Permission for MFP Workbooks**

Workbook	User Roles
MFP Admin	Merchandise Financial Planner Administrator or Manager
Merch Plan Targets	Merchandise Financial Planning Manager/Executive
Merch Plan	Merchandise Financial Planner
Location Plan Targets	Merchandise Financial Planning Manager/Executive
Location Plan	Merchandise Financial Planner

For more information on security, see the *Oracle Retail Predictive Application Server Cloud Edition Administration Guide*. For more information on data security in a cloud environment, see the Hosting Policy documents for the cloud solution.

## Internationalization

Internationalization is the process of creating software that can be translated more easily. Changes to the code are not specific to any particular market.

Oracle Retail applications have been internationalized to support multiple languages.

The RPASCE platform supports associated solution extensions and solution templates:

- A solution extension includes a collection of code and generally available configurations. Typically, solution extensions are implemented by a retailer with minimal configuration.
- A solution template does not include code. A solution template is most typically implemented as a retailer configuration.

Oracle Retail releases the translations of the RPASCE server and client, as well as strings from the solution extensions.

Translations of the solution templates are not released. Since the labels for measures, hierarchies, dimensions, and workbook templates are typically changed by the retailer at implementation time, languages for the templates are not released. All templates have the ability to support multi-byte characters.

For more information on internationalization, see the *Oracle Retail Predictive Application Server Cloud Service Administration Guide*.

Translations are available for MFP Cloud Service for the following languages:

- Chinese (Simplified)
- Chinese (Traditional)
- Croatian
- Dutch
- French
- German
- Greek
- Hungarian
- Italian
- Japanese
- Korean
- Polish
- Portuguese (Brazilian)
- Russian
- Spanish
- Swedish
- Turkish

## Batch Process and Scheduling

Batch services are lists of commands or jobs executed without human intervention. A batch window is the time frame in which the batch process must run. It is the upper limit on how long the batch can take. Batch services are used for importing and exporting data and for generating targets. The retailer must decide the best time for running the batch process within the available batch window.

How often to upload updated sales and inventory data and how often to re-create targets must be determined:

- The retailer must consider at what interval to load the latest sales and inventory data. Though the source transaction system is likely to change daily, the retailer must consider how frequently to load the actualized sales and inventory data. A weekly load of transactional type data is supported, since the base intersection is at week. It is recommended that some information from a transactional system, such as RMF CS, be loaded daily. For example, On-Order that can change on a daily basis.
- Product availability and seasonal changes can be reasons for recalculating the targets. This can also be triggered by the addition of new products and availability of substantial new sales and inventory history.

The recommended batch schedule for MFP Cloud Service is to load historical and actual data on a weekly basis. All hierarchy changes can be loaded on a weekly basis.

In MFP Cloud Service, batch tasks can be controlled by a system administrator by using the Online Administration Tools. The tools are a predefined set of online administration tasks that are pre-configured for MFP Cloud Service. Those tasks, in turn, call the required batch services with preset parameters to perform the required tasks. The jobs scheduled in the OAT tools can be monitored using the Online Administration Status Dashboard for status of each of the steps the batch is doing. For more information on the Online Administration Tool tasks, see the *Oracle Retail Merchandise Financial Planning Cloud Service Administration Guide*.

In MFP Cloud Service, the entire batch process is controlled using a set of batch control files and the RPAS batch framework. A predefined set of batch services reads those control files during the batch process. Though users cannot make any changes to underlying batch services/scripts, they can make some changes to batch control files to support their batch schedule.

For more details about the list of batch control files, the batch process using them, and details about updating them, see the batch framework in the *Oracle Retail Predictive Application Server Cloud Edition Implementation Guide*.

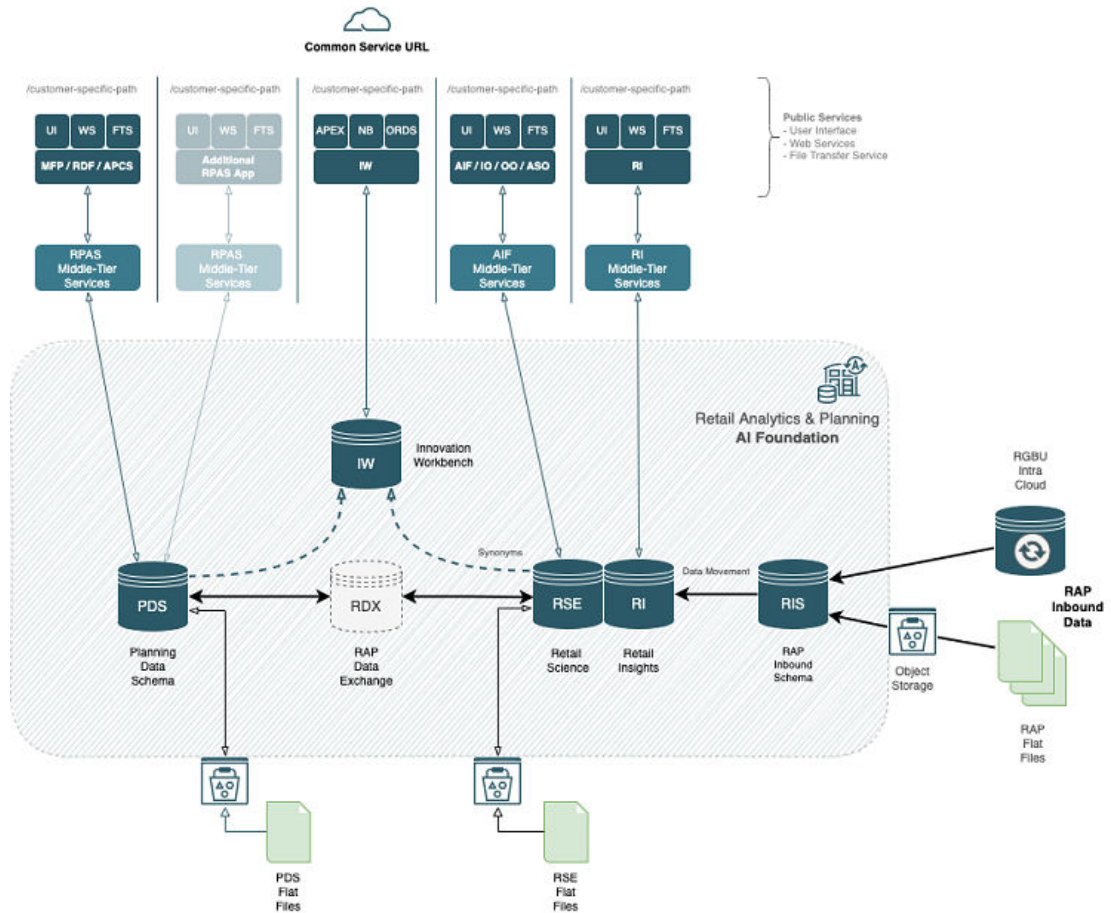
The customer can use JOS/POM if RAP integration is used and if implemented to schedule pre-configured daily and weekly batch tasks in MFP. Those tasks scheduled using JOS/POM in turn call the same Configured batch tasks under the Online Administration Tool tasks. For more details about scheduling of tasks using JOS/POM, see the *Oracle Retail Predictive Application Server Cloud Service Administration Guide*. For more details about the MFP schedule in JOS/POM, see the [Appendix: MFP Scheduling in JOS/POM](#).

# 3

## RAP Integration

Planning Solutions built on Planning Data Schema (PDS) can be integrated with AI Foundation (AIF) and Retail Insights (RI) within Retail Analytics and Planning (RAP) using RAP integration which in turn can get the foundation data from RMF CS or any other systems integrated to RAP. All three solutions (AIF, RI, PDS) within RAP can share data using RAP Data Exchange (RDX) using RAP interfaces.

Planning Solutions, such as MFP, configured and built in PDS using the RPAS CE Configuration allows configurable solutions if they are not using template to use their custom hierarchy and fact names. Planning Solutions, such as MFP, allow configuring of interfaces using **interface.cfg** which controls the mapping of dimensions and facts to columns in the RAP interface staging tables. For more details about configuring interfaces using **interfaces.cfg** in RAP integration, see the *Oracle Retail Predictive Application Server Cloud Edition Implementation Guide*. The MFP template version has a pre-configured **interface.cfg** which contains the mapping of interfaces.



The above diagram shows the high-level RAP Architecture. The customer can upload their main input files as RAP Inbound Data using Object Storage and from their Planning

Applications deployed in PDS can get the same using RDX. For more details about the RAP Inbound Interfaces, see the *Oracle Retail Analytics and Planning Implementation Guide*. Any supplemental data that is specific to planning can be directly loaded into PDS as PDS Flat Files. This section shows the details about the interfaces used by PDS in RAP using RDX.

Following are the pre-defined grouping of interfaces available in the MFP template version within RAP integration:

- Foundation and Transactional data from RMF CS using Retail Insights (RI)
- Plan Exports to Retail Insights (RI)
- Forecast Imports from AI Foundation (AIF)

## Foundation and Transactional Data from RMF CS using Retail Insights

RMF CS can send Foundation and Transactional data to RAP integration using Retail Insights (RI) and other systems within RAP. The systems can share the data, even if RMF CS is not implemented for the customer. The customer can upload the foundation and data files in the file format needed by RI in RAP integration. That way, the same data can be published to all applications within RAP. It can be done by scheduling required job flows in Retail Insights to get the foundation data from RMF CS and loading it into the staging tables present in Retail Data Exchange (RDX) from where the configured interfaces in MFP can pull the required data into Facts in Planning Data Schema (PDS) where MFP is deployed.

The customer can also load foundation data directly into RAP using the file format specified for RAP integration and using the same staging process in RI to write the data into RDX staging tables from where Planning can pull the data using standard configured interfaces. Only mapped columns specific to GA interfaces are detailed in this guide. For more details about interface file formats and the jobs flow details, see the *Oracle Retail Analytics and Planning Implementation Guide*. Also refer to those guides to find more information about the available columns in each interface staging tables in RDX sourced from RI so that customers using extensibility on template or using custom configuration (non-template) can pull the required data from RDX.

For information about the mappings between the columns in RDX interface table and RAP Inbound Data File columns, see the Data Mappings in the Transformations from RI to Planning section of the *Oracle Retail Analytics and Planning Implementation Guide*. The following sections shows the mappings between the RDX Interface table columns and the measures and dimensions in Planning.

The following table shows the list of interfaces in RAP to get the foundation and transactional data:

Interface	Interface and Table Name	Interface Type
Product Hierarchy	W_PDS_PRODUCT_D	Hierarchy Importer
Location Hierarchy	W_PDS_ORGANIZATION_D	Hierarchy Importer
Calendar Hierarchy	W_PDS_CALENDAR_D (VW_CLND_HIER)	Hierarchy Importer
Currency Hierarchy	VW_CURR_HIER (W_PDS_EXCH_RATE_D)	Hierarchy Importer



Interface	Interface and Table Name	Interface Type
Sales Interface	W_PDS_SLS_IT_LC_WK_A	Data Importer
Inventory Interface	W_PDS_INV_IT_LC_WK_A	Data Importer
Markdown Interface	W_PDS_MKDN_IT_LC_WK_A	Data Importer
On Order Interface	W_PDS_PO_ONORD_IT_LC_WK_A	Data Importer
Receipts Interface	W_PDS_INVRC_IT_LC_WK_A	Data Importer
Inventory Adjustments	W_PDS_INVADJ_IT_LC_WK_A	Data Importer
Inventory Transfers	W_PDS_INVTSF_IT_LC_WK_A	Data Importer
Deal Incomes	W_PDS_DEALINC_IT_LC_WK_A	Data Importer
Wholesale/Franchise	W_PDS_SLSWF_IT_LC_WK_A	Data Importer
Currency Conversion Rates	W_PDS_EXCH_RATE_D (VW_CURR_RATE)	Data Importer
Location Data	VW_LOC_DATA	Data Importer

The following table shows the mapping of dimensions to columns for Hierarchy Importer interfaces from external interface tables:

Hierarchy	Dimension	External Interface Table	External Mapped Column
prod	sku	W_PDS_PRODUCT_D	ITEM
prod	sku_label	W_PDS_PRODUCT_D	ITEM_DESC
prod	scls	W_PDS_PRODUCT_D	CLASS_ID
prod	scls_label	W_PDS_PRODUCT_D	DEPT
prod	clss	W_PDS_PRODUCT_D	GROUP_NO
prod	class_label	W_PDS_PRODUCT_D	DIVISION
prod	dept	W_PDS_PRODUCT_D	COMPANY
prod	dept_label	W_PDS_PRODUCT_D	CO_NAME
prod	pgrp	W_PDS_PRODUCT_D	GROUP_NO
prod	pgrp_label	W_PDS_PRODUCT_D	GROUP_NAME
prod	dvsn	W_PDS_PRODUCT_D	DIVISION
prod	dvsn_label	W_PDS_PRODUCT_D	DIV_NAME
prod	cmpp	W_PDS_PRODUCT_D	COMPANY
prod	cmpp_label	W_PDS_PRODUCT_D	CO_NAME
loc	stor	W_PDS_ORGANIZATION_D	LOCATION
loc	stor_label	W_PDS_ORGANIZATION_D	LOC_NAME
loc	dstr	W_PDS_ORGANIZATION_D	DISTRICT
loc	dstr_label	W_PDS_ORGANIZATION_D	DISTRICT_NAME
loc	regn	W_PDS_ORGANIZATION_D	REGION
loc	regn_label	W_PDS_ORGANIZATION_D	REGION_NAME
loc	chnl	W_PDS_ORGANIZATION_D	AREA
loc	chnl_label	W_PDS_ORGANIZATION_D	AREA_NAME
loc	chan	W_PDS_ORGANIZATION_D	CHAIN

Hierarchy	Dimension	External Interface Table	External Mapped Column
loc	chan_label	W_PDS_ORGANIZATION_D	CHAIN_NAME
loc	comp	W_PDS_ORGANIZATION_D	COMPANY
loc	comp_label	W_PDS_ORGANIZATION_D	CO_NAME
loc	phwh	W_PDS_ORGANIZATION_D	PHYSICAL_WH
loc	phwh_label	W_PDS_ORGANIZATION_D	PHYSICAL_WH_NAME
loc	loct	W_PDS_ORGANIZATION_D	LOC_TYPE
loc	loct_label	W_PDS_ORGANIZATION_D	LOC_TYPE_NAME
loc	ffit	W_PDS_ORGANIZATION_D	CHANNEL_ID
loc	ffit_label	W_PDS_ORGANIZATION_D	CHANNEL_NAME
clnd	day	W_PDS_CALENDAR_D	DAY
clnd	day_label	W_PDS_CALENDAR_D	DAY_LABEL
clnd	week	W_PDS_CALENDAR_D	WEEK
clnd	week_label	W_PDS_CALENDAR_D	WEEK_LABEL
clnd	mnth	W_PDS_CALENDAR_D	MNTH
clnd	mnth_label	W_PDS_CALENDAR_D	MNTH_LABEL
clnd	qrtr	W_PDS_CALENDAR_D	QRTR
clnd	qrtr_label	W_PDS_CALENDAR_D	QRTR_LABEL
clnd	half	W_PDS_CALENDAR_D	HALF
clnd	half_label	W_PDS_CALENDAR_D	HALF_LABEL
clnd	year	W_PDS_CALENDAR_D	YEAR
clnd	year_label	W_PDS_CALENDAR_D	YEAR_LABEL
clnd	woyr	W_PDS_CALENDAR_D	WOYR
clnd	woyr_label	W_PDS_CALENDAR_D	WOYR_LABEL
clnd	stdb	W_PDS_CALENDAR_D	STDB
curh	curc	VW_CURR_HIER	TO_CURRENCY_CODE
curh	curc_label	VW_CURR_HIER	TO_CURRENCY_CODE

**Note:** For Calendar Hierarchy (clnd), RMF CS is not sending the labels. Internally, VW\_CLND\_HIER is defined in PDS against the interface W\_PDS\_CALENDAR\_D table to derive the labels and also default the calendar import to PDS to have two past years, one current year, and two future years based on the current business date. The Administrator can update the same using the Online Administration Tool Tasks under System Admin Tasks -> List/Set/Unset PDS Integration variables and can update the CLND\_PAST\_YEARS and CLND\_FUTURE\_YEARS variables. By default, both are set to 2. The customer can also update the start fiscal month by setting the CLND\_START\_MONTH variable. By default, it is set to 2 to have the fiscal start month label be generated as February.

**Note:** For Currency Hierarchy (curh), there is no direct interface table. Internally, VW\_CURR\_HIER is defined in PDS against the interface W\_PDS\_EXCH\_RATE\_G table to get the unique currency codes. The base currency code is set by default as USD to get the conversion rates for other currencies. The Administrator can update the same using the Online Administration Tool Tasks under System Admin Tasks ->

List/Set/Unset PDS Integration variables and can update the BASE\_CURRENCY\_CODE.

**Note:** The VAT Hierarchy (vath) and Location Attributes Hierarchy (SATR) in the MFP GA are not integrated using RAP integration. The customer needs to explicitly provide those files for the MFP GA.

The following table shows the mapping of fact names/measures names to columns for the Data Importer interfaces from the external interface tables in RDX:

Fact Name	External Interface Table	External Mapped Column	External Mapping Condition
drtyeop1c	W_PDS_INV_IT_LC_WK_A	REGULAR_INVENTORY_COST	CLEAR_IND = 'N'
drtyeop1r	W_PDS_INV_IT_LC_WK_A	REGULAR_INVENTORY_RETAIL	CLEAR_IND = 'N'
drtyeop1u	W_PDS_INV_IT_LC_WK_A	REGULAR_INVENTORY_UNITS	CLEAR_IND = 'N'
drtyeop2c	W_PDS_INV_IT_LC_WK_A	REGULAR_INVENTORY_COST	CLEAR_IND = 'Y'
drtyeop2r	W_PDS_INV_IT_LC_WK_A	REGULAR_INVENTORY_RETAIL	CLEAR_IND = 'Y'
drtyeop2u	W_PDS_INV_IT_LC_WK_A	REGULAR_INVENTORY_UNITS	CLEAR_IND = 'Y'
drtyrinva1c	W_PDS_INVADJ_IT_LC_WK_A	SHRINK_COST	
drtyrinva1r	W_PDS_INVADJ_IT_LC_WK_A	SHRINK_RETAIL	
drtyrinva1u	W_PDS_INVADJ_IT_LC_WK_A	SHRINK_UNITS	
drtyrinva2c	W_PDS_INVADJ_IT_LC_WK_A	NON_SHRINK_ADJ_COST	
drtyrinva2r	W_PDS_INVADJ_IT_LC_WK_A	NON_SHRINK_ADJ_RETAIL	
drtyrinva2u	W_PDS_INVADJ_IT_LC_WK_A	NON_SHRINK_ADJ_UNITS	
drtymkdcanr	W_PDS_MKDN_IT_LC_WK_A	MARKDOWN_CANCEL	
drtymkdclrr	W_PDS_MKDN_IT_LC_WK_A	CLEAR_MARKDOWN_RETAIL	
drtymkdpcrr	W_PDS_MKDN_IT_LC_WK_A	PROMO_MARKDOWN_RETAIL_CLEAR	
drtymkdpror	W_PDS_MKDN_IT_LC_WK_A	PROMO_MARKDOWN_RETAIL_REG	
drtymkdregr	W_PDS_MKDN_IT_LC_WK_A	REG_MARKDOWN_RETAIL	
drtymkupr	W_PDS_MKDN_IT_LC_WK_A	MARKUP	
drtyicmkur	W_PDS_MKDN_IT_LC_WK_A	INTERCOMPANY_MARKUP	
drtyicmkdr	W_PDS_MKDN_IT_LC_WK_A	INTERCOMPANY_MARKDOWN	
drtywfmkdr	W_PDS_SLSWF_IT_LC_WK_A	WF_MARKDOWN_RETAIL	
drtywfmkur	W_PDS_SLSWF_IT_LC_WK_A	WF_MARKUP_RETAIL	
drtywflsu	W_PDS_SLSWF_IT_LC_WK_A	FRANCHISE_SALES_UNITS	
drtywflsc	W_PDS_SLSWF_IT_LC_WK_A	FRANCHISE_SALES_COST	
drtywflsr	W_PDS_SLSWF_IT_LC_WK_A	FRANCHISE_SALES_RETAIL	
drtywfrtnu	W_PDS_SLSWF_IT_LC_WK_A	FRANCHISE_RETURNS_UNITS	
drtywfrtnc	W_PDS_SLSWF_IT_LC_WK_A	FRANCHISE_RETURNS_COST	
drtywfrtnr	W_PDS_SLSWF_IT_LC_WK_A	FRANCHISE_RETURNS_RETAIL	
drtynsclrc	W_PDS_SLS_IT_LC_WK_A	NET_SALES_CLR_COST	
drtynsclrr	W_PDS_SLS_IT_LC_WK_A	NET_SALES_CLR_RETAIL	
drtynsclru	W_PDS_SLS_IT_LC_WK_A	NET_SALES_CLR_UNITS	
drtynsproc	W_PDS_SLS_IT_LC_WK_A	NET_SALES_PRO_COST	

Fact Name	External Interface Table	External Mapped Column	External Mapping Condition
drtynslspror	W_PDS_SLS_IT_LC_WK_A	NET_SALES_PRO_RETAIL	
drtynslsprou	W_PDS_SLS_IT_LC_WK_A	NET_SALES_PRO_UNITS	
drtynslsregc	W_PDS_SLS_IT_LC_WK_A	NET_SALES_REG_COST	
drtynslsregr	W_PDS_SLS_IT_LC_WK_A	NET_SALES_REG_RETAIL	
drtynslsregu	W_PDS_SLS_IT_LC_WK_A	NET_SALES_REG_UNITS	
drtyrtnclrc	W_PDS_SLS_IT_LC_WK_A	RETURNS_CLR_COST	
drtyrtnclrr	W_PDS_SLS_IT_LC_WK_A	RETURNS_CLR_RETAIL	
drtyrtnclru	W_PDS_SLS_IT_LC_WK_A	RETURNS_CLR_UNITS	
drtyrtnproc	W_PDS_SLS_IT_LC_WK_A	RETURNS_PRO_COST	
drtyrtnpror	W_PDS_SLS_IT_LC_WK_A	RETURNS_PRO_RETAIL	
drtyrtnprou	W_PDS_SLS_IT_LC_WK_A	RETURNS_PRO_UNITS	
drtyrtnregc	W_PDS_SLS_IT_LC_WK_A	RETURNS_REG_COST	
drtyrtnregr	W_PDS_SLS_IT_LC_WK_A	RETURNS_REG_RETAIL	
drtyrtnregu	W_PDS_SLS_IT_LC_WK_A	RETURNS_REG_UNITS	
drtyooc	W_PDS_PO_ONORD_IT_LC_WK_A	ON_ORDER_COST	
drtyoor	W_PDS_PO_ONORD_IT_LC_WK_A	ON_ORDER_RETAIL	
drtyoou	W_PDS_PO_ONORD_IT_LC_WK_A	ON_ORDER_UNITS	
drtyporcptc	W_PDS_INVRC_IT_LC_WK_A	PO_RECEIPT_COST	
drtyporcpttr	W_PDS_INVRC_IT_LC_WK_A	PO_RECEIPT_RETAIL	
drtyporcptu	W_PDS_INVRC_IT_LC_WK_A	PO_RECEIPT_UNITS	
drtytraninbc	W_PDS_INVTSF_IT_LC_WK_A	TSF_IN_COST	TSF_TYPE = 'B'
drtytraninbr	W_PDS_INVTSF_IT_LC_WK_A	TSF_IN_RETAIL	TSF_TYPE = 'B'
drtytraninbu	W_PDS_INVTSF_IT_LC_WK_A	TSF_IN_UNITS	TSF_TYPE = 'B'
drtytraninic	W_PDS_INVTSF_IT_LC_WK_A	TSF_IN_COST	TSF_TYPE = 'I'
drtytraninir	W_PDS_INVTSF_IT_LC_WK_A	TSF_IN_RETAIL	TSF_TYPE = 'I'
drtytraniniu	W_PDS_INVTSF_IT_LC_WK_A	TSF_IN_UNITS	TSF_TYPE = 'I'
drtytraninr	W_PDS_INVTSF_IT_LC_WK_A	TSF_IN_RETAIL	TSF_TYPE = 'N'
drtytraninc	W_PDS_INVTSF_IT_LC_WK_A	TSF_IN_COST	TSF_TYPE = 'N'
drtytraninu	W_PDS_INVTSF_IT_LC_WK_A	TSF_IN_UNITS	TSF_TYPE = 'N'
drtytranoutbc	W_PDS_INVTSF_IT_LC_WK_A	TSF_OUT_COST	TSF_TYPE = 'B'
drtytranoutbr	W_PDS_INVTSF_IT_LC_WK_A	TSF_OUT_RETAIL	TSF_TYPE = 'B'
drtytranoutbu	W_PDS_INVTSF_IT_LC_WK_A	TSF_OUT_UNITS	TSF_TYPE = 'B'
drtytranoutic	W_PDS_INVTSF_IT_LC_WK_A	TSF_OUT_COST	TSF_TYPE = 'I'
drtytranoutir	W_PDS_INVTSF_IT_LC_WK_A	TSF_OUT_RETAIL	TSF_TYPE = 'I'
drtytranoutiu	W_PDS_INVTSF_IT_LC_WK_A	TSF_OUT_UNITS	TSF_TYPE = 'I'
drtytranoutr	W_PDS_INVTSF_IT_LC_WK_A	TSF_OUT_RETAIL	TSF_TYPE = 'N'
drtytranoutu	W_PDS_INVTSF_IT_LC_WK_A	TSF_OUT_UNITS	TSF_TYPE = 'N'

Fact Name	External Interface Table	External Mapped Column	External Mapping Condition
drtytranoutc	W_PDS_INVTSF_IT_LC_WK_A	TSF_OUT_COST	TSF_TYPE = 'N'
drtyvndfndr	W_PDS_DEALINC_IT_LC_WK_A	DEAL_INCOME_SALES	
addvlocopnd	VW_LOC_DATA	STORE_OPEN_DATE	
addvlocendd	VW_LOC_DATA	STORE_CLOSE_DATE	
addvlocrefd	VW_LOC_DATA	REMODEL_DATE	
addvwfpoct	VW_LOC_DATA	STORE_TYPE	
drtylcratex	W_PDS_EXCH_RATE_G	EXCHANGE_RATE	

**Note:** For Location specific data, the same W\_PDS\_ORGANIZATION\_D hierarchy table used for the location hierarchy is used. The view VW\_LOC\_DATA is defined in PDS to point to the same set of data and used as data importer interface.

## Plan Exports to Retail Insights

Approved plans from MFP CS can be exported to Retail Insights within RAP integration. Retail Insights allows getting four levels of plans for different versions. The MFP template version allows creating four levels of plans, Merch Plan (OP, CP), Merch Target (TG), Location Plan (OP, CP), and Location Target Plan (TG). All those plans and their different versions can be exported to Retail Insights on a weekly basis. Since MFP non-template versions can create a different level of plans and also can configure various metrics, the interface staging table in Retail Sights contains the same set of columns and various flex columns.

For more details about the list of columns available in the Retail Insights Interface Staging table if the customer plans to use extensibility or use the non-template version to send additional data, see the *Oracle Retail Insights Implementation Guide*. This guide contains only the mapped columns for the MFP template version for each level of plans.

The following table shows the list of interfaces in RAP to export the plan data from MFP to RI:

Interface	Interface and Table Name	Interface Type
Merch Plan Export	MFP_PLAN1_EXP	Data Explorer
Merch Target Plan Export	MFP_PLAN2_EXP	Data Explorer
Location Plan Export	MFP_PLAN3_EXP	Data Explorer
Location Target Plan Export	MFP_PLAN4_EXP	Data Explorer

**Note:** If Retail/Cost is denoted, that metric will have value only if that version of MFP is implemented from the template, otherwise that value will be always exported as zero.

### Plan Level 1 MFP\_PLAN1\_EXP - Merch Plan Export

This plan export is for exporting both the OP and CP versions of approved Merch Plans. VERSION\_NUM 0 is used to export the OP version and 1 is used to export the CP version. The following table only shows the mapping for OP versions. The CP versions of mapping remain the same; the Version Number used is 1.

Staging Table Column	Description	MFP Dimension/Measure Mapping	Retail/Cost
PROD_KEY	Product Dimension	scls	
LOC_KEY	Location Dimension	chnl	
CLND_KEY	Calendar Dimension	week	
PROD_DH_ATTR	Attribute Dimension for RI	-1	
SUPPLIER_NUM	Supplier Dimension for RI	-1	
CAL_DATE	Last Day of Week	MPOPLDOWD	
VERSION_NUM	Version Number	0	
SLS_QTY	Op Sales U	MPOPSIsU	
SLSCl_QTY	Op Sales Clr U	MPOPSIs2U	
SLSRGPRO_QTY	Op Sales Reg+Promo U	MPOPSIs1U	
SLS_RTL_AMT	Op Sales R	MPOPSIsR	
SLSCl_RTL_AMT	Op Sales Clr R	MPOPSIs2R	
SLSRGPRO_RTL_AMT	Op Sales Reg+Promo R	MPOPSIs1R	
SLS_COST_AMT	Op Sales C	MPOPSIsC	
RET_QTY	Op Returns U	MPOPRtnU	
RETCL_QTY	Op Returns Clr U	MPOPRtn2U	
RETRGPRO_QTY	Op Returns Reg+Promo U	MPOPRtn1U	
RET_RTL_AMT	Op Returns R	MPOPRtnR	
RETCL_RTL_AMT	Op Returns Clr R	MPOPRtn2R	
RETRGPRO_RTL_AMT	Op Returns Reg+Promo R	MPOPRtn1R	
NET_SLSRGPRO_QTY	Op Net Sales Reg+Promo U	MPOPNSIs1U	
NET_SLSCl_QTY	Op Net Sales Clr U	MPOPNSIs2U	
NET_SLSRGPRO_RTL_AMT	Op Net Sales Reg+Promo R	MPOPNSIs1R	
NET_SLSCl_RTL_AMT	Op Net Sales Clr R	MPOPNSIs2R	
NET_MARGIN_RTL_AMT	Op Net GM R	MPOPNGMR	
TAX_RTL_AMT	Op VAT R	MPOPVATR	
SLSTE_RTL_AMT	Op Net Sales R	MPOPNSIsR	
MARGIN_RTL_AMT	Op GM R	MPOPGMR	
MKDNPM_RTL_AMT	Op Inv Devaluation Reg+Promo R	MPOPIInvDV1R	
MKDNCL_RTL_AMT	Op Inv Devaluation Clr R	MPOPIInvDV2R	
MKDNPR_RTL_AMT	Op Markdown R	MPOPMkdR	
BOH_COST_AMT	Op BOP C	MPOPBOPC	
BOH_RTL_AMT	Op BOP R	MPOPBOPR	
BOHRGPRO_RTL_AMT	Op BOP Reg+Promo R	MPOPBOP1R	
BOHCL_RTL_AMT	Op BOP Clr R	MPOPBOP2R	
BOH_QTY	Op BOP U	MPOPBOPU	
BOHRGPRO_QTY	Op BOP Reg+Promo U	MPOPBOP1U	
BOHCL_QTY	Op BOP Clr U	MPOPBOP2U	

Staging Table Column	Description	MFP Dimension/Measure Mapping	Retail/Cost
EOH_COST_AMT	Op EOP C	MPOPEOPC	
EOHRGPRO_COST_AMT	Op EOP Reg+Promo C	MPOPEOP1C	Cost
EOHCL_COST_AMT	Op EOP Clr C	MPOPEOP2C	Cost
EOH_RTL_AMT	Op EOP R	MPOPEOPR	Retail
EOHRGPRO_RTL_AMT	Op EOP Reg+Promo R	MPOPEOP1R	Retail
EOHCL_RTL_AMT	Op EOP Clr R	MPOPEOP2R	Retail
EOH_QTY	Op EOP U	MPOPEOPU	
EOHRGPRO_QTY	Op EOP Reg+Promo U	MPOPEOP1U	
EOHCL_QTY	Op EOP Clr U	MPOPEOP2U	
INVRC_COST_AMT	Op Receipts C	MPOPRcptC	
INVRC_RTL_AMT	Op Receipts R	MPOPRcptR	
INVRC_QTY	Op Receipts U	MPOPRcptU	
INVADJ_COST_AMT	Op Inv Adj C	MPOPInvAdjC	
INVADJ_RTL_AMT	Op Inv Adj R	MPOPInvAdjR	
INVADJ_QTY	Op Inv Adj U	MPOPInvAdjU	
SHRINK_COST_AMT	Op Shrink C	MPOPShrkC	
SHRINK_RTL_AMT	Op Shrink R	MPOPShrkR	Retail
SHRINK_QTY	Op Shrink U	MPOPShrkU	
MISCI_COST_AMT	Op Misc Adj C	MPOPMiscAdjC	Cost
MISCI_RTL_AMT	Op Misc Adj R	MPOPMiscAdjR	Retail
MISCI_QTY	Op Misc Adj U	MPOPMiscAdjU	
MOVETOCL_COST_AMT	Op Move to Clr C	MPOPMOCC	Cost
MOVETOCL_RTL_AMT	Op Move to Clr R	MPOPMOCR	Retail
MOVETOCL_QTY	Op Move to Clr U	MPOPMOCU	
MOS_COST_AMT	Op MOS C	MPOPMOSC	
MOS_RTL_AMT	Op MOS R	MPOPMOSR	Retail
MOS_QTY	Op MOS U	MPOPMOSU	
MKDNWF_RTL_AMT	Op Markdown due to W/F R	MPOPMkdWFR	
RYLTY_RTL_AMT	Op Royalties R	MPOPRoyalR	
VNDFND_RTL_AMT	Op Vendor Funds R	MPOPVndFndR	
DMND_QTY	Op Demand U	MPOPDemandU	
DMND_CAN_QTY	Op Cancel U	MPOPCancU	
SLS_COMP_RTL_AMT	Op Comp Sales R	MPOPSIsCmpR	
SLS_NCOMP_RTL_AMT	Op Non-Comp Sales R	MPOPSIsNCpR	
TRAFFIC_CNT	Op Traffic U	MPOPTrafficU	

## Plan Level 2 MFP\_PLAN2\_EXP - Merch Target Plan Export

This plan export is for exporting the Tgt version of approved Merch Target Plans. VERSION\_NUM 0 is used to export the Target version.

Staging Table Column	Description	MFP Dimension/ Measure Mapping	Retail/ Cost
PROD_KEY	Product Dimension	dept	
LOC_KEY	Location Dimension	chnl	
CLND_KEY	Calendar Dimension	week	
PROD_DH_ATTR	Attribute Dimension for RI	-1	
SUPPLIER_NUM	Supplier Dimension for RI	-1	
CAL_DATE	Last Day of Week	MTTGLDOWD	
VERSION_NUM	Version Number	0	
SLS_QTY	Tgt Sales U	MTTGSIsU	
SLSCl_QTY	Tgt Sales Clr U	MTTGSIs2U	Retail
SLSRGPRO_QTY	Tgt Sales Reg+Promo U	MTTGSIs1U	Retail
SLS_RTL_AMT	Tgt Sales R	MTTGSIsR	
SLSCl_RTL_AMT	Tgt Sales Clr R	MTTGSIs2R	Retail
SLSRGPRO_RTL_AMT	Tgt Sales Reg+Promo R	MTTGSIs1R	Retail
SLS_COST_AMT	Tgt Sales C	MTTGSIsC	
RET_QTY	Tgt Returns U	MTTGRtnU	
RETCL_QTY	Tgt Returns Clr U	MTTGRtn2U	
RETRGPRO_QTY	Tgt Returns Reg+Promo U	MTTGRtn1U	
RET_RTL_AMT	Tgt Returns R	MTTGRtnR	
RETCL_RTL_AMT	Tgt Returns Clr R	MTTGRtn2R	
RETRGPRO_RTL_AMT	Tgt Returns Reg+Promo R	MTTGRtn1R	
NET_SLSRGPRO_QTY	Tgt Net Sales Reg+Promo U	MTTGNSIs1U	
NET_SLSCl_QTY	Tgt Net Sales Clr U	MTTGNSIs2U	
NET_SLSRGPRO_RTL_AMT	Tgt Net Sales Reg+Promo R	MTTGNSIs1R	
NET_SLSCl_RTL_AMT	Tgt Net Sales Clr R	MTTGNSIs2R	
NET_MARGIN_RTL_AMT	Tgt Net GM R	MTTGNGMR	
TAX_RTL_AMT	Tgt VAT R	MTTGVATR	
SLSTE_RTL_AMT	Tgt Net Sales R	MTTGNSIsR	
MARGIN_RTL_AMT	Tgt GM R	MTTGGMR	
MKDNPM_RTL_AMT	Tgt Inv Devaluation Reg+Promo R	MTTGInvDV1R	
MKDNCL_RTL_AMT	Tgt Inv Devaluation Clr R	MTTGInvDV2R	
MKDNPR_RTL_AMT	Tgt Markdown R	MTTGMkdR	
BOH_COST_AMT	Tgt BOP C	MTTGBOPC	
BOH_RTL_AMT	Tgt BOP R	MTTGBOPR	
BOHRGPRO_RTL_AMT	Tgt BOP Reg+Promo R	MTTGBOP1R	
BOHCL_RTL_AMT	Tgt BOP Clr R	MTTGBOP2R	
BOH_QTY	Tgt BOP U	MTTGBOPU	
BOHRGPRO_QTY	Tgt BOP Reg+Promo U	MTTGBOP1U	



Staging Table Column	Description	MFP Dimension/ Measure Mapping	Retail/ Cost
BOHCL_QTY	Tgt BOP Clr U	MTTGBOP2U	
EOH_COST_AMT	Tgt EOP C	MTTGEOPC	
EOHRGPRO_COST_AMT	Tgt EOP Reg+Promo C	MTTGEOP1C	
EOHCL_COST_AMT	Tgt EOP Clr C	MTTGEOP2C	
EOH_RTL_AMT	Tgt EOP R	MTTGEOPR	
EOHRGPRO_RTL_AMT	Tgt EOP Reg+Promo R	MTTGEOP1R	
EOHCL_RTL_AMT	Tgt EOP Clr R	MTTGEOP2R	
EOH_QTY	Tgt EOP U	MTTGEOPU	
EOHRGPRO_QTY	Tgt EOP Reg+Promo U	MTTGEOP1U	
EOHCL_QTY	Tgt EOP Clr U	MTTGEOP2U	
INVRC_COST_AMT	Tgt Receipts C	MTTGRcptC	
INVRC_RTL_AMT	Tgt Receipts R	MTTGRcptR	
INVRC_QTY	Tgt Receipts U	MTTGRcptU	
INVADJ_COST_AMT	Tgt Inv Adj C	MTTGInvAdjC	
INVADJ_RTL_AMT	Tgt Inv Adj R	MTTGInvAdjR	Retail
INVADJ_QTY	Tgt Inv Adj U	MTTGInvAdjU	
SHRINK_COST_AMT	Tgt Shrink C	MTTGShrkC	
SHRINK_RTL_AMT	Tgt Shrink R	MTTGShrkR	Retail
SHRINK_QTY	Tgt Shrink U	MTTGShrkU	
MISCI_COST_AMT	Tgt Misc Adj C	MTTGMiscAdjC	
MISCI_RTL_AMT	Tgt Misc Adj R	MTTGMiscAdjR	Retail
MISCI_QTY	Tgt Misc Adj U	MTTGMiscAdjU	
MOVETOCL_COST_AMT	Tgt Move to Clr C	MTTGMOCC	
MOVETOCL_RTL_AMT	Tgt Move to Clr R	MTTGMOCR	Retail
MOVETOCL_QTY	Tgt Move to Clr U	MTTGMOCU	
MOS_COST_AMT	Tgt MOS C	MTTGMOSC	
MOS_RTL_AMT	Tgt MOS R	MTTGMOSR	Retail
MOS_QTY	Tgt MOS U	MTTGMOSU	
MKDNWF_RTL_AMT	Tgt Markdown due to W/F R	MTTGMkdWFR	
RYLTY_RTL_AMT	Tgt Royalties R	MTTGRoyalR	
VNDFND_RTL_AMT	Tgt Vendor Funds R	MTTGVndFndR	
DMND_QTY	Tgt Demand U	MTTGDemandU	
DMND_CAN_QTY	Tgt Cancel U	MTTGCancU	
SLS_COMP_RTL_AMT	Tgt Comp Sales R	MTTGSlsCmpR	
SLS_NCOMP_RTL_AMT	Tgt Non-Comp Sales R	MTTGSlsNCpR	
TRAFFIC_CNT	Tgt Traffic U	MTTGTrafficU	

## Plan Level 3 MFP\_PLAN3\_EXP - Location Plan Export

This plan export is for exporting both the OP and CP versions of approved Location Plans. VERSION\_NUM 0 is used to export the OP version and 1 is used to export the CP version. The following table only shows the mapping for OP versions. The CP versions of mapping remain the same; the Version Number used is 1.

Staging Table Column	Description	MFP Dimension/ Measure Mapping	Retail/ Cost
PROD_KEY	Product Dimension	DEPT	
LOC_KEY	Location Dimension	STOR	
CLND_KEY	Calendar Dimension	WEEK	
PROD_DH_ATTR	Attribute Dimension for RI	-1	
SUPPLIER_NUM	Supplier Dimension for RI	-1	
CAL_DATE	Last Day of Week	LPOPLDOWD	
VERSION_NUM	Version Number	0	
SLS_QTY	Op Sales U	LPOPSIsU	
SLSCL_QTY	Op Sales Clr U	LPOPSIs2U	
SLS_RTL_AMT	Op Sales R	LPOPSIsR	
SLSCL_RTL_AMT	Op Sales Clr R	LPOPSIs2R	
SLS_COST_AMT	Op Sales C	LPOPSIsC	
RET_QTY	Op Returns U	LPOPRtnU	
RETCL_QTY	Op Returns Clr U	LPOPRtn2U	
RET_RTL_AMT	Op Returns R	LPOPRtnR	
TAX_RTL_AMT	Op VAT R	LPOPVATR	
SLSTE_RTL_AMT	Op Net Sales R	LPOPNSIsR	
MARGIN_RTL_AMT	Op GM R	LPOPGMR	
MKDNPM_RTL_AMT	Op Inv Devaluation Reg+Promo R	LPOPInvDVR	
MKDNPR_RTL_AMT	Op Markdown R	LPOPmkdR	
BOH_COST_AMT	Op BOP C	LPOPBOPC	
BOH_RTL_AMT	Op BOP R	LPOPBOPR	Retail
BOH_QTY	Op BOP U	LPOPBOPU	
EOH_COST_AMT	Op EOP C	LPOPEOPC	
EOH_RTL_AMT	Op EOP R	LPOPEOPR	Retail
EOH_QTY	Op EOP U	LPOPEOPU	
INVRC_COST_AMT	Op Receipts C	LPOPRcptC	
INVRC_RTL_AMT	Op Receipts R	LPOPRcptR	Retail
INVRC_QTY	Op Receipts U	LPOPRcptU	
INVADJ_QTY	Op Inv Adj U	LPOPInvAdjU	
SHRINK_COST_AMT	Op Shrink C	LPOPShrkC	
SHRINK_RTL_AMT	Op Shrink R	LPOPShrkR	Retail

Staging Table Column	Description	MFP Dimension/ Measure Mapping	Retail/ Cost
SHRINK_QTY	Op Shrink U	LPOPShrkU	
MKDNWF_RTL_AMT	Op Markdown due to W/F R	LPOPMkdWFR	

## Plan Level 4 MFP\_PLAN4\_EXP - Location Target Plan Export

This plan export is for exporting the Tgt version of approved Location Target Plans. VERSION\_NUM 0 is used to export the Target version.

Staging Table Column	Description	MFP Dimension/ Measure Mapping	Retail/Cost
PROD_KEY	Product Dimension	DEPT	
LOC_KEY	Location Dimension	STOR	
CLND_KEY	Calendar Dimension	WEEK	
PROD_DH_ATTR	Attribute Dimension for RI	-1	
SUPPLIER_NUM	Supplier Dimension for RI	-1	
CAL_DATE	Last Day of Week	LTTGLDOWD	
VERSION_NUM	Version Number	0	
SLS_QTY	Tgt Sales U	LTTGSIsU	
SLS_RTL_AMT	Tgt Sales R	LTTGSIsR	
RET_QTY	Tgt Returns U	LTTGRtnU	
RET_RTL_AMT	Tgt Returns R	LTTGRtnR	
MKDNPR_RTL_AMT	Tgt Markdown R	LTTGMkdR	Retail

## Forecast Imports from AI Foundation

Forecasts can be generated from AI Foundation (AIF) and imported to MFP CS using RAP integration. AI Foundation can generate different levels of forecasts as needed by different levels of plans. It generates both Pre-Season forecasts (using the Auto-ES Forecast method) and In-Season Forecasts (using the Bayesian Forecast Method). AI Foundation directly gets the actuals and plan data from MFP through RI using RAP integration. Job flows in AI Foundation need to be scheduled to generate the forecast and import the same to MFP. For more details, see the *Oracle Retail Analytics and Planning Implementation Guide*.

In order to get forecasts from AI Foundation (AIF), during implementation, some initial setups need to be done in the AI Foundation (AIF) platform. For more details, see the *Oracle Retail Analytics and Planning Implementation Guide*.

The following table shows the interface table column details from AI Foundation in RDX used for the interface.

**Interface Name: RSE\_FCST\_DEMAND\_EXP**

Table Column	Data Type	Comments
RUN_ID	Number(10)	The export Run ID as obtained from the RAP_INTF_UTIL.
CAL_HIER_LEVEL	Varchar2(30)	The calendar level data is for Fiscal Year, Fiscal Quarter, Fiscal Period, Fiscal Week, and Fiscal Day.
LOC_HIER_LEVEL	Varchar2(30)	The location hierarchy level data is for COMPANY, CHAIN, AREA, REGION, DISTRICT, and LOCATION.
PROD_HIER_LEVEL	Varchar2(30)	The product hierarchy level the data is for CMP, DIV, GRP, DEPT, CLS, SBC, STYLE, STYLE_COLOR, and SKU.
FCST_DATE_FROM	Date	The start date which the forecast is for.
LOC_EXT_KEY	Varchar2(80)	The external id of the location. It will use the integration ids as provided to RI (preferably the RMS id, and not an integration id such as AREA~123).
PROD_EXT_KEY	Varchar2(80)	The external id of the product hierarchy. It will use the integration ids as provided to RI (preferably the RMS id, and not an integration id such as CLS~123~456~789).
CUSTSEG_EXT_KEY	Varchar2(80)	The external id of the customer segment. It will be NULL if not applicable.
FCST_TYPE	Varchar2(20)	The type of forecast. PI, NPI (PI=Plan Influenced, PI = Non Plan Influenced)
REG_SLS_QTY	Number(38,20)	Regular Sales Units
REG_SLS_AMT	Number(38,20)	Regular Sales Amount
PR_SLS_QTY	Number(38,20)	Promo Sales Units
PR_SLS_AMT	Number(38,20)	Promo Sales Amount
CLR_SLS_QTY	Number(38,20)	Clearance Sales Units
CLR_SLS_AMT	Number(38,20)	Clearance Sales Amount
REG_PR_SLS_QTY	Number(38,20)	Regular and Promo Sales Units
REG_PR_SLS_AMT	Number(38,20)	Regular and Promo Sales Amount
SLS_QTY	Number(38,20)	Total Sales Units
SLS_AMT	Number(38,20)	Total Sales Amount
RET_QTY	Number(38,20)	Return Units
RET_AMT	Number(38,20)	Return Amount

The same Interface table contains the forecast data for different levels of plans differentiated by `_LEVEL` columns within the interface. The single interface run pulls data for different levels of forecasts which are pre-configured. Customers using non-template versions, if using different levels of plans, can use the supported levels in AI Foundation to generate forecasts. The following sections provide the default levels of forecasts exported for the MFP CS template version and their mappings.

### Merch Plan Forecasts Mapping

The following table shows the mapping for pre-season and in-season Merch Plan Forecasts.

Table Column	Mapping for Pre-Season (MPP)	Mapping for In-Season (MPI)
CAL_HIER_LEVEL	Fiscal Week	Fiscal Week
LOC_HIER_LEVEL	AREA	AREA
PROD_HIER_LEVEL	SBC	SBC
FCST_DATE_FROM	WEEK	WEEK
LOC_EXT_KEY	CHNL	CHNL
PROD_EXT_KEY	SCLS	SCLS
CUSTSEG_EXT_KEY	NULL	NULL
FCST_TYPE	NPI	PI
CLR_SLS_QTY	MPWPDmdP2U	MPWPDmdl2U
CLR_SLS_AMT	MPWPDmdP2R	MPWPDmdl2R
REG_PR_SLS_QTY	MPWPDmdP1U	MPWPDmdl1U
REG_PR_SLS_AMT	MPWPDmdP1R	MPWPDmdl1R
RET_QTY	MPWPRtnPU	MPWPRtnIU
RET_AMT	MPWPRtnPR	MPWPRtnIR

### Merch Target Plan Forecasts Mapping

The following table shows the mapping for pre-season and in-season Merch Target Plan Forecasts.

Table Column	Mapping for Pre-Season (MTP)	Mapping for In-Season (MTI)
CAL_HIER_LEVEL	Fiscal Week	Fiscal Week
LOC_HIER_LEVEL	AREA	AREA
PROD_HIER_LEVEL	DEPT	DEPT
FCST_DATE_FROM	WEEK	WEEK
LOC_EXT_KEY	CHNL	CHNL
PROD_EXT_KEY	DEPT	DEPT
CUSTSEG_EXT_KEY	NULL	NULL
FCST_TYPE	NPI	PI
CLR_SLS_QTY	MTWPDmdP2U	MTWPDmdl2U
CLR_SLS_AMT	MTWPDmdP2R	MTWPDmdl2R
REG_PR_SLS_QTY	MTWPDmdP1U	MTWPDmdl1U
REG_PR_SLS_AMT	MTWPDmdP1R	MTWPDmdl1R
RET_QTY	MTWPRtnPU	MTWPRtnIU
RET_AMT	MTWPRtnPR	MTWPRtnIR

### Location Plan Forecasts Mapping

The following table shows the mapping for pre-season and in-season Location Plan Forecasts.

Table Column	Mapping for Pre-Season (LPP)	Mapping for In-Season (LPI)
CAL_HIER_LEVEL	Fiscal Week	Fiscal Week
LOC_HIER_LEVEL	LOCATION	LOCATION
PROD_HIER_LEVEL	DEPT	DEPT
FCST_DATE_FROM	WEEK	WEEK
LOC_EXT_KEY	STOR	STOR
PROD_EXT_KEY	DEPT	DEPT
CUSTSEG_EXT_KEY	NULL	NULL
FCST_TYPE	NPI	PI
SLS_QTY	LPWPDmdP1U	LPWPDmdl1U
SLS_AMT	LPWPDmdP1R	LPWPDmdl1R
RET_QTY	LPWPRtnPU	LPWPRtnIU
RET_AMT	LPWPRtnPR	LPWPRtnIR

### Location Target Plan Forecasts Mapping

The following table shows the mapping for pre-season and in-season Location Target Plan Forecasts.

Table Column	Mapping for Pre-Season (LTP)	Mapping for In-Season (LTI)
CAL_HIER_LEVEL	Fiscal Week	Fiscal Week
LOC_HIER_LEVEL	LOCATION	LOCATION
PROD_HIER_LEVEL	CMP	CMP
FCST_DATE_FROM	WEEK	WEEK
LOC_EXT_KEY	STOR	STOR
PROD_EXT_KEY	CMPP	CMPP
CUSTSEG_EXT_KEY	NULL	NULL
FCST_TYPE	NPI	PI
SLS_QTY	LTWPDmdP1U	LTWPDmdl1U
SLS_AMT	LTWPDmdP1R	LTWPDmdl1R
RET_QTY	LTWPRtnPU	LTWPRtnIU
RET_AMT	LTWPRtnPR	LTWPRtnIR

## Implementation Steps with RAP Integration

If RAP integration is enabled in the environment (that is, if the customer is going to get data from RMF CS using RDX integration), follow these steps for implementation. The steps assume that RPAS, RASL, UI, and RDX are already deployed:

1. Run the Batch Process in RAP in Retail Insights (RI) to load the required initial data into the RDX staging tables.
2. Upload any application-specific hierarchy files and data files that are not coming from RDX into Object Storage.
3. Once the MFP Cloud Service environment is provisioned, use the bootstrap Build Application task to build the application and use the batch task as set\_rdx to just set the Enable RDX Boolean before the initial batch. Also upload the hierarchy/fact data that is not coming from the RDX interface into the Object Storage.
4. Schedule the regular weekly flow in the RI, AIF, and Planning applications in JOS/POM to interface the initial data into the application to get data from both RDX and Object Storage.

# A

## Appendix: Exports

The tables in this appendix list the measures for the MFP Cloud Service exports.

MFP Cloud Service provides standard exports of multiple versions of approved and working plan data for all major workbook templates Merch Target, Merch Plan, Location Target, and Location Plan. Exported approved plans (Current Plan and Original Plan) data can be used by a retailer to interface with any other applications for reporting purposes or as input to other systems that need MFP Plan data. All exported files are in CSV format. All standard exports are copied to the Object Storage location from where the customer can download them.

For more information related to extracted measures, the approval process, and the administration process related to export, see the *Oracle Retail Merchandise Financial Planning Retail Cloud Service User Guide* and *Oracle Retail Merchandise Financial Planning Cost Cloud Service User Guide*

### MFP Cloud Service Exports

This section lists the measures for the MFP Cloud Service exports. To standardize the exports between the MFP Retail and MFP Cost versions, the exported file format remains the same for both MFP Retail and MFP Cost versions. If a measure is not planned/used in MFP Retail or MFP Cost, that data will be exported as zero. The Retail/Cost column in the following table specifies in which version that measure is planned or used.

#### MFP Cloud Service Merch Plan - Current Plan Export

**Export Version Name:** Merch Plan - Current Plan

**Export Version:** mpcp

**Export Mask Measure:** MP Cp Export

**Exported File:** export\_mpcp.dat

**Table A-1 MFP Cloud Service Merch Plan - Current Plan Export Measures**

Measure	Measure Label	Data Type	Aggregation Type	Retail/Cost Type
week	Week			
scls	Subclass			
chnl	Area			
mpcpbop1u	Cp BOP Reg+Promo U	real	pst	Retail/Cost
mpcpbop1r	Cp BOP Reg+Promo R	real	pst	Retail
mpcpbop1c	Cp BOP Reg+Promo C	real	pst	Cost
mpcpbop2u	Cp BOP Clr U	real	pst	Retail/Cost
mpcpbop2r	Cp BOP Clr R	real	pst	Retail



**Table A-1 (Cont.) MFP Cloud Service Merch Plan - Current Plan Export Measures**

Measure	Measure Label	Data Type	Aggregation Type	Retail/Cost Type
mpcpbop2c	Cp BOP Clr C	real	pst	Cost
mpcpbopu	Cp BOP U	real	pst	Retail/Cost
mpcpbopr	Cp BOP R	real	pst	Retail
mpcpbopc	Cp BOP C	real	pst	Retail/Cost
mpcpconsinvr	Cp Cons Inv R	real	total	Retail
mpcpconsinvc	Cp Cons Inv C	real	total	Cost
mpcpeop1u	Cp EOP Reg+Promo U	real	pet	Retail/Cost
mpcpeop1r	Cp EOP Reg+Promo R	real	pet	Retail
mpcpeop1c	Cp EOP Reg+Promo C	real	pet	Cost
mpcpeop2u	Cp EOP Clr U	real	pet	Retail/Cost
mpcpeop2r	Cp EOP Clr R	real	pet	Retail
mpcpeop2c	Cp EOP Clr C	real	pet	Cost
mpcpeopu	Cp EOP U	real	pet	Retail/Cost
mpcpeopr	Cp EOP R	real	pet	Retail
mpcpeopc	Cp EOP C	real	pet	Retail/Cost
mpcpgmr	Cp GM R	real	total	Retail/Cost
mpcpinvadju	Cp Inv Adj U	real	total	Retail/Cost
mpcpinvadjr	Cp Inv Adj R	real	total	Retail
mpcpinvadjc	Cp Inv Adj C	real	total	Cost
mpcpmiscadju	Cp Misc Adj U	real	total	Retail/Cost
mpcpmiscadjr	Cp Misc Adj R	real	total	Retail
mpcpmiscadjc	Cp Misc Adj c	real	total	Cost
mpcpmkd1r	Cp Markdown Reg+Promo R	real	total	Retail/Cost
mpcpmkd2r	Cp Markdown Clr R	real	total	Retail/Cost
mpcpmkdr	Cp Markdown R	real	total	Retail/Cost
mpcpmkdwfr	Cp Markdown due to W/F R	real	total	Retail/Cost
mpcpinadv1r	Cp Inv Devaluation Reg+Promo R	real	total	Retail
mpcpinadv2r	Cp Inv Devaluation Clr R	real	total	Retail
mpcpinadvr	Cp Inv Devaluation R	real	total	Retail
mpcpmocu	Cp Move to Clr U	real	total	Retail/Cost
mpcpmocr	Cp Move to Clr R	real	total	Retail
mpcpmocc	Cp Move to Clr C	real	total	Cost
mpcpmosu	Cp MOS U	real	total	Retail/Cost
mpcpmosr	Cp MOS R	real	total	Retail
mpcpmosc	Cp MOS C	real	total	Retail/Cost

**Table A-1 (Cont.) MFP Cloud Service Merch Plan - Current Plan Export Measures**

Measure	Measure Label	Data Type	Aggregation Type	Retail/Cost Type
mpcpngmr	Cp Net GM R	real	total	Retail/Cost
mpcpnsls1u	Cp Net Sales Reg+Promo U	real	total	Retail/Cost
mpcpnsls1r	Cp Net Sales Reg+Promo R	real	total	Retail/Cost
mpcpnsls2u	Cp Net Sales Clr U	real	total	Retail/Cost
mpcpnsls2r	Cp Net Sales Clr R	real	total	Retail/Cost
mpcpnslsu	Cp Net Sales U	real	total	Retail/Cost
mpcpnslsr	Cp Net Sales R	real	total	Retail/Cost
mpcpnslsc	Cp Net Sales C	real	total	Cost
mpcprcptu	Cp Receipts U	real	total	Retail/Cost
mpcprcptR	Cp Receipts R	real	total	Retail/Cost
mpcprcptC	Cp Receipts C	real	total	Retail/Cost
mpcproyalr	Cp Royalties R	real	total	Retail/Cost
mpcprtn1u	Cp Returns Reg+Promo U	real	total	Retail/Cost
mpcprtn1r	Cp Returns Reg+Promo R	real	total	Retail/Cost
mpcprtn2u	Cp Returns Clr U	real	total	Retail/Cost
mpcprtn2r	Cp Returns Clr R	real	total	Retail/Cost
mpcprtnu	Cp Returns U	real	total	Retail/Cost
mpcprtnr	Cp Returns R	real	total	Retail/Cost
mpcpshrku	Cp Shrink U	real	total	Retail/Cost
mpcpshrkr	Cp Shrink R	real	total	Retail
mpcpshrkc	Cp Shrink C	real	total	Retail/Cost
mpcpsls1u	Cp Sales Reg+Promo U	real	total	Retail/Cost
mpcpsls1r	Cp Sales Reg+Promo R	real	total	Retail/Cost
mpcpsls2u	Cp Sales Clr U	real	total	Retail/Cost
mpcpsls2r	Cp Sales Clr R	real	total	Retail/Cost
mpcpslscmpr	Cp Comp Sales R	real	total	Retail/Cost
mpcpslscncpr	Cp Non-Comp Sales R	real	total	Retail/Cost
mpcpslsu	Cp Sales U	real	total	Retail/Cost
mpcpslsr	Cp Sales R	real	total	Retail/Cost
mpcpslsc	Cp Sales C	real	total	Retail/Cost
mpcpvndfndr	Cp Vendor Funds R	real	total	Retail/Cost
mpcpwfmkdr	Cp W/F Markdown R	real	total	Retail/Cost
mpcpwfmkur	Cp W/F Markup R	real	total	Retail/Cost

## MFP Cloud Service Merch Plan - Original Plan Export

**Export Version Name:** Merch Plan - Original Plan

**Export Version:** mpop

**Export Mask Measure:** MP Op Export

**Exported File:** export\_mpop.dat

**Table A-2 MFP Cloud Service Merch Plan - Original Plan Export Measures**

Measure	Measure Label	Data Type	Aggregation Type	Retail/Cost Type
week	Week			
scls	Subclass			
chnl	Area			
mpopbop1u	Op BOP Reg+Promo U	real	pst	Retail/Cost
mpopbop1r	Op BOP Reg+Promo R	real	pst	Retail
mpopbop1c	Op BOP Reg+Promo C	real	pst	Cost
mpopbop2u	Op BOP Clr U	real	pst	Retail/Cost
mpopbop2r	Op BOP Clr R	real	pst	Retail
mpopbop2c	Op BOP Clr C	real	pst	Cost
mpopbopu	Op BOP U	real	pst	Retail/Cost
mpopbopr	Op BOP R	real	pst	Retail
mpopbopc	Op BOP C	real	pst	Retail/Cost
mpopconsinvr	Op Cons Inv R	real	total	Retail
mpopconsinvc	Op Cons Inv C	real	total	Cost
mpopeop1u	Op EOP Reg+Promo U	real	pet	Retail/Cost
mpopeop1r	Op EOP Reg+Promo R	real	pet	Retail
mpopeop1c	Op EOP Reg+Promo C	real	pet	Cost
mpopeop2u	Op EOP Clr U	real	pet	Retail/Cost
mpopeop2r	Op EOP Clr R	real	pet	Retail
mpopeop2c	Op EOP Clr C	real	pet	Cost
mpopeopu	Op EOP U	real	pet	Retail/Cost
mpopeopr	Op EOP R	real	pet	Retail
mpopeopc	Op EOP C	real	pet	Retail/Cost
mpopgmr	Op GM R	real	total	Retail/Cost
mpopinadju	Op Inv Adj U	real	total	Retail/Cost
mpopinadjr	Op Inv Adj R	real	total	Retail
mpopinadjc	Op Inv Adj C	real	total	Cost
mpopmiscadju	Op Misc Adj U	real	total	Retail/Cost
mpopmiscadjr	Op Misc Adj R	real	total	Retail
mpopmiscadjc	Op Misc Adj C	real	total	Cost

**Table A-2 (Cont.) MFP Cloud Service Merch Plan - Original Plan Export Measures**

Measure	Measure Label	Data Type	Aggregation Type	Retail/Cost Type
mpopmkd1r	Op Markdown Reg+Promo R	real	total	Retail/Cost
mpopmkd2r	Op Markdown Clr R	real	total	Retail/Cost
mpopmkdr	Op Markdown R	real	total	Retail/Cost
mpopmkdwfr	Op Markdown due to W/F R	real	total	Retail/Cost
mpopinvdv1r	Op Inv Devaluation Reg+Promo R	real	total	Retail
mpopinvdv2r	Op Inv Devaluation Clr R	real	total	Retail
mpopinvdvr	Op Inv Devaluation R	real	total	Retail
mpopmocu	Op Move to Clr U	real	total	Retail/Cost
mpopmocr	Op Move to Clr R	real	total	Retail
mpopmocc	Op Move to Clr C	real	total	Cost
mpopmosu	Op MOS U	real	total	Retail/Cost
mpopmosr	Op MOS R	real	total	Retail
mpopmosc	Op MOS C	real	total	Retail/Cost
mpopngmr	Op Net GM R	real	total	Retail/Cost
mpopnsls1u	Op Net Sales Reg+Promo U	real	total	Retail/Cost
mpopnsls1r	Op Net Sales Reg+Promo R	real	total	Retail/Cost
mpopnsls2u	Op Net Sales Clr U	real	total	Retail/Cost
mpopnsls2r	Op Net Sales Clr R	real	total	Retail/Cost
mpopnslsu	Op Net Sales U	real	total	Retail/Cost
mpopnslsr	Op Net Sales R	real	total	Retail/Cost
mpopnslsc	Op Net Sales C	real	total	Retail/Cost
mpoprcptu	Op Receipts U	real	total	Retail/Cost
mpoprcptr	Op Receipts R	real	total	Retail/Cost
mpoprcptc	Op Receipts C	real	total	Retail
mpoproyalr	Op Royalties R	real	total	Retail/Cost
mpoprtn1u	Op Returns Reg+Promo U	real	total	Retail/Cost
mpoprtn1r	Op Returns Reg+Promo R	real	total	Retail/Cost
mpoprtn2u	Op Returns Clr U	real	total	Retail/Cost
mpoprtn2r	Op Returns Clr R	real	total	Retail/Cost
mpoprtnu	Op Returns U	real	total	Retail/Cost
mpoprtnr	Op Returns R	real	total	Retail/Cost
mpopshrku	Op Shrink U	real	total	Retail/Cost
mpopshrkr	Op Shrink R	real	total	Retail

**Table A-2 (Cont.) MFP Cloud Service Merch Plan - Original Plan Export Measures**

Measure	Measure Label	Data Type	Aggregation Type	Retail/Cost Type
mpopshrk	Op Shrink C	real	total	Retail/Cost
mpopsls1u	Op Sales Reg+Promo U	real	total	Retail/Cost
mpopsls1r	Op Sales Reg+Promo R	real	total	Retail/Cost
mpopsls2u	Op Sales Clr U	real	total	Retail/Cost
mpopsls2r	Op Sales Clr R	real	total	Retail/Cost
mpopslscmpr	Op Comp Sales R	real	total	Retail/Cost
mpopslsncpr	Op Non-Comp Sales R	real	total	Retail/Cost
mpopslsu	Op Sales U	real	total	Retail/Cost
mpopslsr	Op Sales R	real	total	Retail/Cost
mpopslsc	Op Sales C	real	total	Retail/Cost
mpopvndfndr	Op Vendor Funds R	real	total	Retail/Cost
mpopwfmkdr	Op W/F Markdown R	real	total	Retail/Cost
mpopwfmkur	Op W/F Markup R	real	total	Retail/Cost

## MFP Cloud Service Merch Plan - Submitted Plan Export

**Export Version Name:** Merch Plan - Submitted Plan

**Export Version:** mpwa

**Export Mask Measure:** MP Wa Export

**Exported File:** export\_mpwa.dat

**Table A-3 MFP Cloud Service Merch Plan - Submitted Plan Export Measures**

Measure	Measure Label	Data Type	Aggregation Type	Retail/Cost Type
week	Week			
scls	Subclass			
chnl	Area			
mpwabop1u	Wa BOP Reg+Promo U	real	pst	Retail/Cost
mpwabop1r	Wa BOP Reg+Promo R	real	pst	Retail
mpwabop1c	Wa BOP Reg+Promo C	real	pst	Cost
mpwabop2u	Wa BOP Clr U	real	pst	Retail/Cost
mpwabop2r	Wa BOP Clr R	real	pst	Retail
mpwabop2c	Wa BOP Clr C	real	pst	Cost
mpwabopu	Wa BOP U	real	pst	Retail/Cost
mpwabopr	Wa BOP R	real	pst	Retail
mpwabopc	Wa BOP C	real	pst	Retail/Cost

**Table A-3 (Cont.) MFP Cloud Service Merch Plan - Submitted Plan Export Measures**

Measure	Measure Label	Data Type	Aggregation Type	Retail/Cost
mpwaconsinvr	Wa Cons Inv R	real	total	Retail/Cost
mpwaconsinvc	Wa Cons Inv C	real	total	Cost
mpwaeop1u	Wa EOP Reg+Promo U	real	pet	Retail/Cost
mpwaeop1r	Wa EOP Reg+Promo R	real	pet	Retail
mpwaeop1c	Wa EOP Reg+Promo C	real	pet	Cost
mpwaeop2u	Wa EOP Clr U	real	pet	Retail/Cost
mpwaeop2r	Wa EOP Clr R	real	pet	Retail
mpwaeop2c	Wa EOP Clr C	real	pet	Cost
mpwaeopu	Wa EOP U	real	pet	Retail/Cost
mpwaeopr	Wa EOP R	real	pet	Cost
mpwaeopc	Wa EOP C	real	pet	Retail/Cost
mpwagmr	Wa GM R	real	total	Retail/Cost
mpwainvadju	Wa Inv Adj U	real	total	Retail/Cost
mpwainvadjr	Wa Inv Adj R	real	total	Retail
mpwainvadjc	Wa Inv Adj C	real	total	Cost
mpwamiscadju	Wa Misc Adj U	real	total	Retail/Cost
mpwamiscadjr	Wa Misc Adj R	real	total	Retail
mpwamiscadjc	Wa Misc Adj C	real	total	Cost
mpwamkd1r	Wa Markdown Reg+Promo R	real	total	Retail/Cost
mpwamkd2r	Wa Markdown Clr R	real	total	Retail/Cost
mpwamkdr	Wa Markdown R	real	total	Retail/Cost
mpwamkdwfr	Wa Markdown due to W/F R	real	total	Retail/Cost
mpwainvdv1r	Wa Inv Devaluation Reg+Promo R	real	total	Retail
mpwainvdv2r	Wa Inv Devaluation Clr R	real	total	Retail
mpwainvdvr	Wa Inv Devaluation R	real	total	Retail
mpwamocu	Wa Move to Clr U	real	total	Retail/Cost
mpwamocr	Wa Move to Clr R	real	total	Retail
mpwamocc	Wa Move to Clr C	real	total	Cost
mpwamosu	Wa MOS U	real	total	Retail/Cost
mpwamosr	Wa MOS R	real	total	Retail
mpwamosc	Wa MOS C	real	total	Retail/Cost
mpwangmr	Wa Net GM R	real	total	Retail/Cost
mpwansls1u	Wa Net Sales Reg+Promo U	real	total	Retail/Cost

**Table A-3 (Cont.) MFP Cloud Service Merch Plan - Submitted Plan Export Measures**

Measure	Measure Label	Data Type	Aggregation Type	Retail/Cost
mpwansls1r	Wa Net Sales Reg+Promo R	real	total	Retail/Cost
mpwansls2u	Wa Net Sales Clr U	real	total	Retail/Cost
mpwansls2r	Wa Net Sales Clr R	real	total	Retail/Cost
mpwanslsu	Wa Net Sales U	real	total	Retail/Cost
mpwanslsr	Wa Net Sales R	real	total	Retail/Cost
mpwanslsc	Wa Net Sales C	real	total	Cost
mpwarcptu	Wa Receipts U	real	total	Retail/Cost
mpwarcptr	Wa Receipts R	real	total	Retail/Cost
mpwarcptc	Wa Receipts C	real	total	Retail/Cost
mpwaroyalr	Wa Royalties R	real	total	Retail/Cost
mpwartn1u	Wa Returns Reg+Promo U	real	total	Retail/Cost
mpwartn1r	Wa Returns Reg+Promo R	real	total	Retail/Cost
mpwartn2u	Wa Returns Clr U	real	total	Retail/Cost
mpwartn2r	Wa Returns Clr R	real	total	Retail/Cost
mpwartnu	Wa Returns U	real	total	Retail/Cost
mpwartnr	Wa Returns R	real	total	Retail/Cost
mpwashrku	Wa Shrink U	real	total	Retail/Cost
mpwashrkr	Wa Shrink R	real	total	Retail
mpwashrkc	Wa Shrink C	real	total	Retail/Cost
mpwasls1u	Wa Sales Reg+Promo U	real	total	Retail/Cost
mpwasls1r	Wa Sales Reg+Promo R	real	total	Retail/Cost
mpwasls2u	Wa Sales Clr U	real	total	Retail/Cost
mpwasls2r	Wa Sales Clr R	real	total	Retail/Cost
mpwaslscmpr	Wa Comp Sales R	real	total	Retail/Cost
mpwaslscnpr	Wa Non-Comp Sales R	real	total	Retail/Cost
mpwaslsu	Wa Sales U	real	total	Retail/Cost
mpwaslsr	Wa Sales R	real	total	Retail/Cost
mpwaslsc	Wa Sales C	real	total	Retail/Cost
mpwavndfndr	Wa Vendor Funds R	real	total	Retail/Cost
mpwawfmkdr	Wa W/F Markdown R	real	total	Retail/Cost
mpwawfmkur	Wa W/F Markup R	real	total	Retail/Cost

## MFP Cloud Service Merch Plan - Working Plan Export

**Export Version Name:** Merch Plan - Working Plan

**Export Version:** mpwp

**Export Mask Measure:** MP Wp Export

**Exported File:** export\_mpwp.dat

**Table A-4 MFP Cloud Service Merch Plan - Working Plan Export Measures**

Measure	Measure Label	Data Type	Aggregation Type	Retail/Cost Type
week	Week			
scls	Subclass			
chnl	Area			
mpwpbop1u	Wp BOP Reg+Promo U	real	pst	Retail/Cost
mpwpbop1r	Wp BOP Reg+Promo R	real	pst	Retail
mpwpbop1c	Wp BOP Reg+Promo C	real	pst	Cost
mpwpbop2u	Wp BOP Clr U	real	pst	Retail/Cost
mpwpbop2r	Wp BOP Clr R	real	pst	Retail
mpwpbop2c	Wp BOP Clr C	real	pst	Cost
mpwpbopu	Wp BOP U	real	pst	Retail/Cost
mpwpbopr	Wp BOP R	real	pst	Retail
mpwpbopc	Wp BOP C	real	pst	Retail/Cost
mpwpcnsinvr	Wp Cons Inv R	real	total	Retail
mpwpcnsinvc	Wp Cons Inv C	real	total	Cost
mpwpeop1u	Wp EOP Reg+Promo U	real	pet	Retail/Cost
mpwpeop1r	Wp EOP Reg+Promo R	real	pet	Retail
mpwpeop1c	Wp EOP Reg+Promo C	real	pet	Cost
mpwpeop2u	Wp EOP Clr U	real	pet	Retail/Cost
mpwpeop2r	Wp EOP Clr R	real	pet	Retail
mpwpeop2c	Wp EOP Clr C	real	pet	Cost
mpwpeopu	Wp EOP U	real	pet	Retail/Cost
mpwpeopr	Wp EOP R	real	pet	Retail
mpwpeopc	Wp EOP C	real	pet	Retail/Cost
mpwpgmr	Wp GM R	real	total	Retail/Cost
mpwpinadju	Wp Inv Adj U	real	total	Retail/Cost
mpwpinadjr	Wp Inv Adj R	real	total	Retail
mpwpinadjc	Wp Inv Adj C	real	total	Cost
mpwpmiscadju	Wp Misc Adj U	real	total	Retail/Cost
mpwpmiscadjr	Wp Misc Adj R	real	total	Retail
mpwpmiscadjc	Wp Misc Adj C	real	total	Cost
mpwpmkd1r	Wp Markdown Reg+Promo R	real	total	Retail/Cost
mpwpmkd2r	Wp Markdown Clr R	real	total	Retail/Cost
mpwpmkdr	Wp Markdown R	real	total	Retail/Cost



**Table A-4 (Cont.) MFP Cloud Service Merch Plan - Working Plan Export Measures**

Measure	Measure Label	Data Type	Aggregation Type	Retail/Cost Type
mpwpmkdwfr	Wp Markdown due to W/F R	real	total	Retail/Cost
mpwpinvdv1r	Wp Inv Devaluation Reg+Promo R	real	total	Retail
mpwpinvdv2r	Wp Inv Devaluation Clr R	real	total	Retail
mpwpinvdvr	Wp Inv Devaluation R	real	total	Retail
mpwpmocu	Wp Move to Clr U	real	total	Retail/Cost
mpwpmocr	Wp Move to Clr R	real	total	Retail
mpwpmocc	Wp Move to Clr C	real	total	Cost
mpwpmosu	Wp MOS U	real	total	Retail/Cost
mpwpmosr	Wp MOS R	real	total	Retail
mpwpmosc	Wp MOS C	real	total	Retail/Cost
mpwpngmr	Wp Net GM R	real	total	Retail/Cost
mpwpnsls1u	Wp Net Sales Reg+Promo U	real	total	Retail/Cost
mpwpnsls1r	Wp Net Sales Reg+Promo R	real	total	Retail/Cost
mpwpnsls2u	Wp Net Sales Clr U	real	total	Retail/Cost
mpwpnsls2r	Wp Net Sales Clr R	real	total	Retail/Cost
mpwpnslsu	Wp Net Sales U	real	total	Retail/Cost
mpwpnslsr	Wp Net Sales R	real	total	Retail/Cost
mpwpnslsc	Wp Net Sales C	real	total	Cost
mpwprcptu	Wp Receipts U	real	total	Retail/Cost
mpwprcptR	Wp Receipts R	real	total	Retail/Cost
mpwprcptc	Wp Receipts C	real	total	Retail/Cost
mpwproyalr	Wp Royalties R	real	total	Retail/Cost
mpwprtn1u	Wp Returns Reg+Promo U	real	total	Retail/Cost
mpwprtn1r	Wp Returns Reg+Promo R	real	total	Retail/Cost
mpwprtn2u	Wp Returns Clr U	real	total	Retail/Cost
mpwprtn2r	Wp Returns Clr R	real	total	Retail/Cost
mpwprtnu	Wp Returns U	real	total	Retail/Cost
mpwprtnr	Wp Returns R	real	total	Retail/Cost
mpwpshrku	Wp Shrink U	real	total	Retail/Cost
mpwpshrkr	Wp Shrink R	real	total	Retail
mpwpshrkc	Wp Shrink C	real	total	Retail/Cost
mpwpsls1u	Wp Sales Reg+Promo U	real	total	Retail/Cost
mpwpsls1r	Wp Sales Reg+Promo R	real	total	Retail/Cost
mpwpsls2u	Wp Sales Clr U	real	total	Retail/Cost
mpwpsls2r	Wp Sales Clr R	real	total	Retail/Cost
mpwpslscmpr	Wp Comp Sales R	real	total	Retail/Cost
mpwpslscnpr	Wp Non-Comp Sales R	real	total	Retail/Cost

**Table A-4 (Cont.) MFP Cloud Service Merch Plan - Working Plan Export Measures**

Measure	Measure Label	Data Type	Aggregation Type	Retail/Cost Type
mpwpslsu	Wp Sales U	real	total	Retail/Cost
mpwpslsr	Wp Sales R	real	total	Retail/Cost
mpwpslsc	Wp Sales C	real	total	Retail/Cost
mpwpvndfndr	Wp Vendor Funds R	real	total	Retail/Cost
mpwpwfmkdr	Wp W/F Markdown R	real	total	Retail/Cost
mpwpwfmkur	Wp W/F Markup R	real	total	Retail/Cost
mpwpoadju	Wp On Order Adj U	real	total	Retail/Cost
mpwpoadjr	Wp On Order Adj R	real	total	Retail
mpwpoadjc	Wp On Order Adj C	real	total	Retail/Cost
mpwpooou	Wp On Order U	real	total	Retail/Cost
mpwpoor	Wp On Order R	real	total	Retail
mpwpoooc	Wp On Order C	real	total	Retail/Cost

## MFP Cloud Service Merch Target - Target Plan Export

**Export Version Name:** Merch Target - Target Plan

**Export Version:** mttg

**Export Mask Measure:** MT Tgt Export

**Exported File:** export\_mttg.dat

**Table A-5 MFP Cloud Service Merch Target - Target Plan Export Measures**

Measure	Measure Label	Data Type	Aggregation Type	Retail/Cost Type
week	Week			
dept	Department			
chnl	Area			
mttgbop1u	Tgt BOP Reg+Promo U	real	pst	Retail/Cost
mttgbop1r	Tgt BOP Reg+Promo R	real	pst	Retail
mttgbop1c	Tgt BOP Reg+Promo C	real	pst	Cost
mttgbop2u	Tgt BOP Clr U	real	pst	Retail/Cost
mttgbop2r	Tgt BOP Clr R	real	pst	Retail
mttgbop2c	Tgt BOP Clr C	real	pst	Cost
mttgbopu	Tgt BOP U	real	pst	Retail/Cost
mttgbopr	Tgt BOP R	real	pst	Retail
mttgbopc	Tgt BOP C	real	pst	Retail/Cost
mttgconsinvr	Tgt Cons Inv R	real	total	Retail
mttgconsinvc	Tgt Cons Inv C	real	total	Cost

**Table A-5 (Cont.) MFP Cloud Service Merch Target - Target Plan Export Measures**

Measure	Measure Label	Data Type	Aggregation Type	Retail/Cost Type
mttgeop1u	Tgt EOP Reg+Promo U	real	pet	Retail/Cost
mttgeop1r	Tgt EOP Reg+Promo R	real	pet	Retail
mttgeop1c	Tgt EOP Reg+Promo C	real	pet	Cost
mttgeop2u	Tgt EOP Clr U	real	pet	Retail/Cost
mttgeop2r	Tgt EOP Clr R	real	pet	Retail
mttgeop2c	Tgt EOP Clr C	real	pet	Cost
mttgeopu	Tgt EOP U	real	pet	Retail/Cost
mttgeopr	Tgt EOP R	real	pet	Retail
mttgeopc	Tgt EOP C	real	pet	Retail/Cost
mttggrmr	Tgt GM R	real	total	Retail/Cost
mttginvadju	Tgt Inv Adj U	real	total	Retail/Cost
mttginvadjr	Tgt Inv Adj R	real	total	Retail
mttginvadjc	Tgt Inv Adj C	real	total	Cost
mttgmiscadju	Tgt Misc Adj U	real	total	Retail/Cost
mttgmiscadjr	Tgt Misc Adj R	real	total	Retail
mttgmiscadjc	Tgt Misc Adj C	real	total	Cost
mttgmkd1r	Tgt Markdown Reg+Promo R	real	total	Retail/Cost
mttgmkd2r	Tgt Markdown Clr R	real	total	Retail/Cost
mttgmkdr	Tgt Markdown R	real	total	Retail/Cost
mttgmkdwfr	Tgt Markdown due to W/F R	real	total	Retail/Cost
mttginvdv1r	Tgt Inv Devaluation Reg+Promo R	real	total	Retail
mttginvdv2r	Tgt Inv Devaluation Clr R	real	total	Retail
mttginvdvr	Tgt Inv Devaluation R	real	total	Retail
mttgmocu	Tgt Move to Clr U	real	total	Retail/Cost
mttgmoctr	Tgt Move to Clr R	real	total	Retail
mttgmoccc	Tgt Move to Clr C	real	total	Cost
mttgmosu	Tgt MOS U	real	total	Retail/Cost
mttgmosr	Tgt MOS R	real	total	Retail
mttgmosc	Tgt MOS C	real	total	Retail/Cost
mttgngmr	Tgt Net GM R	real	total	Retail/Cost
mttgns1u	Tgt Net Sales Reg+Promo U	real	total	Retail/Cost
mttgns1r	Tgt Net Sales Reg+Promo R	real	total	Retail/Cost
mttgns2u	Tgt Net Sales Clr U	real	total	Retail/Cost
mttgns2r	Tgt Net Sales Clr R	real	total	Retail/Cost
mttgns1su	Tgt Net Sales U	real	total	Retail/Cost
mttgns1sr	Tgt Net Sales R	real	total	Retail/Cost

**Table A-5 (Cont.) MFP Cloud Service Merch Target - Target Plan Export Measures**

Measure	Measure Label	Data Type	Aggregation Type	Retail/Cost Type
mttgnsisc	Tgt Net Sales C	real	total	Cost
mttgrcptu	Tgt Receipts U	real	total	Retail/Cost
mttgrcptR	Tgt Receipts R	real	total	Retail/Cost
mttgrcptC	Tgt Receipts C	real	total	Retail/Cost
mttgroyalr	Tgt Royalties R	real	total	Retail/Cost
mttgrtn1u	Tgt Returns Reg+Promo U	real	total	Retail/Cost
mttgrtn1r	Tgt Returns Reg+Promo R	real	total	Retail/Cost
mttgrtn2u	Tgt Returns Clr U	real	total	Retail/Cost
mttgrtn2r	Tgt Returns Clr R	real	total	Retail/Cost
mttgrtnu	Tgt Returns U	real	total	Retail/Cost
mttgrtnr	Tgt Returns R	real	total	Retail/Cost
mttgshrku	Tgt Shrink U	real	total	Retail/Cost
mttgshrkr	Tgt Shrink R	real	total	Retail
mttgshrkc	Tgt Shrink C	real	total	Retail/Cost
mttgsls1u	Tgt Sales Reg+Promo U	real	total	Retail/Cost
mttgsls1r	Tgt Sales Reg+Promo R	real	total	Retail/Cost
mttgsls2u	Tgt Sales Clr U	real	total	Retail/Cost
mttgsls2r	Tgt Sales Clr R	real	total	Retail/Cost
mttgslsu	Tgt Sales U	real	total	Retail/Cost
mttgslsr	Tgt Sales R	real	total	Retail/Cost
mttgslsc	Tgt Sales C	real	total	Retail/Cost
mttgslscmpr	Tgt Comp Sales R	real	total	Retail/Cost
mttgslsncpr	Tgt Non-Comp Sales R	real	total	Retail/Cost
mttgvfndr	Tgt Vendor Funds R	real	total	Retail/Cost
mttgwfmkdr	Tgt W/F Markdown R	real	total	Retail/Cost
mttgwfmkur	Tgt W/F Markup R	real	total	Retail/Cost

## MFP Cloud Service Merch Target - Working Plan Export

**Export Version Name:** Merch Target - Working Plan

**Export Version:** mtwp

**Export Mask Measure:** MT Wp Export

**Exported File:** export\_mtwp.dat

**Table A-6 MFP Cloud Service Merch Target - Working Plan Export Measures**

Measure	Measure Label	Data Type	Aggregation Type	Retail/Cost Type
week	Week			
dept	Department			
chnl	Area			
mtwpbop1u	Wp BOP Reg+Promo U	real	pst	Retail/Cost
mtwpbop1r	Wp BOP Reg+Promo R	real	pst	Retail
mtwpbop1c	Wp BOP Reg+Promo C	real	pst	Cost
mtwpbop2u	Wp BOP Clr U	real	pst	Retail/Cost
mtwpbop2r	Wp BOP Clr R	real	pst	Retail
mtwpbop2c	Wp BOP Clr C	real	pst	Cost
mtwpbopu	Wp BOP U	real	pst	Retail/Cost
mtwpbopr	Wp BOP R	real	pst	Retail
mtwpbopc	Wp BOP C	real	pst	Retail/Cost
mtwpcosinvr	Wp Cons Inv R	real	total	Retail
mtwpcosinvc	Wp Cons Inv C	real	total	Cost
mtwpeop1u	Wp EOP Reg+Promo U	real	pet	Retail/Cost
mtwpeop1r	Wp EOP Reg+Promo R	real	pet	Retail
mtwpeop1c	Wp EOP Reg+Promo C	real	pet	Cost
mtwpeop2u	Wp EOP Clr U	real	pet	Retail/Cost
mtwpeop2r	Wp EOP Clr R	real	pet	Retail
mtwpeop2c	Wp EOP Clr C	real	pet	Cost
mtwpeopu	Wp EOP U	real	pet	Retail/Cost
mtwpeopr	Wp EOP R	real	pet	Retail
mtwpeopc	Wp EOP C	real	pet	Retail/Cost
mtwpgmr	Wp GM R	real	total	Retail/Cost
mtwpinvadju	Wp Inv Adj U	real	total	Retail/Cost
mtwpinvadjr	Wp Inv Adj R	real	total	Retail
mtwpinvadjc	Wp Inv Adj C	real	total	Cost
mtwpmiscadju	Wp Misc Adj U	real	total	Retail/Cost
mtwpmiscadjr	Wp Misc Adj R	real	total	Retail
mtwpmiscadjc	Wp Misc Adj C	real	total	Cost
mtwpmkd1r	Wp Markdown Reg+Promo R	real	total	Retail/Cost
mtwpmkd2r	Wp Markdown Clr R	real	total	Retail/Cost
mtwpmkdr	Wp Markdown R	real	total	Retail/Cost
mtwpmkdwfr	Wp Markdown due to W/F R	real	total	Retail/Cost
mtwpinvdv1r	Wp Inv Devaluation Reg+Promo R	real	total	Retail

**Table A-6 (Cont.) MFP Cloud Service Merch Target - Working Plan Export Measures**

Measure	Measure Label	Data Type	Aggregation Type	Retail/Cost
mtwpinvdv2r	Wp Inv Devaluation Clr R	real	total	Retail
mtwpinvdvr	Wp Inv Devaluation R	real	total	Retail
mtwpmocu	Wp Move to Clr U	real	total	Retail/Cost
mtwpmocr	Wp Move to Clr R	real	total	Retail
mtwpmocc	Wp Move to Clr C	real	total	Cost
mtwpmosu	Wp MOS U	real	total	Retail/Cost
mtwpmosr	Wp MOS R	real	total	Retail
mtwpmosc	Wp MOS C	real	total	Retail/Cost
mtwpngmr	Wp Net GM R	real	total	Retail/Cost
mtwpsnls1u	Wp Net Sales Reg+Promo U	real	total	Retail/Cost
mtwpsnls1r	Wp Net Sales Reg+Promo R	real	total	Retail/Cost
mtwpsnls2u	Wp Net Sales Clr U	real	total	Retail/Cost
mtwpsnls2r	Wp Net Sales Clr R	real	total	Retail/Cost
mtwpsnlsu	Wp Net Sales U	real	total	Retail/Cost
mtwpsnlsr	Wp Net Sales R	real	total	Retail/Cost
mtwpsnlsC	Wp Net Sales C	real	total	Cost
mtwprcptu	Wp Receipts U	real	total	Retail/Cost
mtwprcptR	Wp Receipts R	real	total	Retail/Cost
mtwprcptC	Wp Receipts C	real	total	Retail/Cost
mtwproyalr	Wp Royalties R	real	total	Retail/Cost
mtwprtn1u	Wp Returns Reg+Promo U	real	total	Retail/Cost
mtwprtn1r	Wp Returns Reg+Promo R	real	total	Retail/Cost
mtwprtn2u	Wp Returns Clr U	real	total	Retail/Cost
mtwprtn2r	Wp Returns Clr R	real	total	Retail/Cost
mtwprtnu	Wp Returns U	real	total	Retail/Cost
mtwprtnr	Wp Returns R	real	total	Retail/Cost
mtwpshrku	Wp Shrink U	real	total	Retail/Cost
mtwpshrkr	Wp Shrink R	real	total	Retail
mtwpshrkc	Wp Shrink C	real	total	Retail/Cost
mtwpsls1u	Wp Sales Reg+Promo U	real	total	Retail/Cost
mtwpsls1r	Wp Sales Reg+Promo R	real	total	Retail/Cost
mtwpsls2u	Wp Sales Clr U	real	total	Retail/Cost
mtwpsls2r	Wp Sales Clr R	real	total	Retail/Cost
mtwpslsu	Wp Sales U	real	total	Retail/Cost
mtwpslsr	Wp Sales R	real	total	Retail/Cost

**Table A-6 (Cont.) MFP Cloud Service Merch Target - Working Plan Export Measures**

Measure	Measure Label	Data Type	Aggregation Type	Retail/Cost
mtwpslsc	Wp Sales C	real	total	Retail/Cost
mtwpslscmpr	Wp Comp Sales R	real	total	Retail/Cost
mtwpslscmpr	Wp Non-Comp Sales R	real	total	Retail/Cost
mtwvndfndr	Wp Vendor Funds R	real	total	Retail/Cost
mtwvwfmkdr	Wp W/F Markdown R	real	total	Retail/Cost
mtwvwfmkur	Wp W/F Markup R	real	total	Retail/Cost
mtwpooadju	Wp On Order Adj U	real	total	Retail/Cost
mtwpooadjr	Wp On Order Adj R	real	total	Retail
mtwpooadjc	Wp On Order Adj C	real	total	Retail/Cost
mtwpoou	Wp On Order U	real	total	Retail/Cost
mtwpoor	Wp On Order R	real	total	Retail
mtwpooc	Wp On Order C	real	total	Retail/Cost

## MFP Cloud Service Location Plan - Current Plan Export

**Export Version Name:** Location Plan - Current Plan

**Export Version:** lpcp

**Export Mask Measure:** LP Cp Export

**Exported File:** export\_lpcp.dat

**Table A-7 MFP Cloud Service Location Plan - Current Plan Export Measures**

Measure	Measure Label	Data Type	Aggregation Type	Retail/Cost
week	Week			
dept	Department			
stor	Location			
lpcpbopu	Cp BOP U	real	pst	Retail/Cost
lpcpbopr	Cp BOP R	real	pst	Retail
lpcpbopc	Cp BOP C	real	pst	Retail/Cost
lpcpeopu	Cp EOP U	real	pet	Retail/Cost
lpcpeopr	Cp EOP R	real	pet	Retail
lpcpeopc	Cp EOP C	real	pet	Retail/Cost
lpcpmkdr	Cp Markdown R	real	total	Retail/Cost
lpcpmkdwfr	Cp Markdown due to W/F R	real	total	Retail/Cost
lpcpinvdvr	Cp Inv Devaluation R	real	total	Retail

**Table A-7 (Cont.) MFP Cloud Service Location Plan - Current Plan Export Measures**

Measure	Measure Label	Data Type	Aggregation Type	Retail/Cost
lpcpnslsu	Cp Net Sales U	real	total	Retail/Cost
lpcpnslsr	Cp Net Sales R	real	total	Retail/Cost
lpcpnslsc	Cp Net Sales C	real	total	Cost
lpcprcptu	Cp Receipts U	real	total	Retail/Cost
lpcprcptR	Cp Receipts R	real	total	Retail/Cost
lpcprcptc	Cp Receipts C	real	total	Retail/Cost
lpcprtnu	Cp Returns U	real	total	Retail/Cost
lpcprtnr	Cp Returns R	real	total	Retail/Cost
lpcpshrku	Cp Shrink U	real	total	Retail/Cost
lpcpshrkr	Cp Shrink R	real	total	Retail
lpcpshrkc	Cp Shrink C	real	total	Retail/Cost
lpcpslsu	Cp Sales U	real	total	Retail/Cost
lpcpslsr	Cp Sales R	real	total	Retail/Cost
lpcpslsc	Cp Sales C	real	total	Retail/Cost
lpcptraniou	Cp Transfers In/Out U	real	total	Retail/Cost
lpcptranior	Cp Transfers In/Out R	real	total	Retail
lpcptranioc	Cp Transfers In/Out C	real	total	Cost
lpcpwfmkdr	Cp W/F Markdown R	real	total	Retail/Cost
lpcpwfmkur	Cp W/F Markup R	real	total	Retail/Cost

## MFP Cloud Service Location Plan - Original Plan Export

**Export Version Name:** Location Plan - Original Plan

**Export Version:** lpop

**Export Mask Measure:** LP Op Export

**Exported File:** export\_lpop.dat

**Table A-8 MFP Cloud Service Location Plan - Original Plan Export Measures**

Measure	Measure Label	Data Type	Aggregation Type	Retail/Cost
week	Week			
dept	Department			
stor	Location			
lpopbopu	Op BOP U	real	pst	Retail/Cost
lpopbopr	Op BOP R	real	pst	Retail
lpopbopc	Op BOP C	real	pst	Retail/Cost
lpopeopu	Op EOP U	real	pet	Retail/Cost



**Table A-8 (Cont.) MFP Cloud Service Location Plan - Original Plan Export Measures**

Measure	Measure Label	Data Type	Aggregation Type	Retail/Cost
lpopeopr	Op EOP R	real	pet	Retail
lpopeopc	Op EOP C	real	pet	Retail/Cost
lpopmkdr	Op Markdown R	real	total	Retail/Cost
lpopmkdwfr	Op Markdown due to W/F R	real	total	Retail/Cost
lpopinvdvr	Op Inv Devaluation R	real	total	Retail
lpopnlsu	Op Net Sales U	real	total	Retail/Cost
lpopnlsr	Op Net Sales R	real	total	Retail/Cost
lpopnlscc	Op Net Sales C	real	total	Cost
lpoprptu	Op Receipts U	real	total	Retail/Cost
lpoprptR	Op Receipts R	real	total	Retail/Cost
lpoprptc	Op Receipts C	real	total	Retail/Cost
lpoprtnu	Op Returns U	real	total	Retail/Cost
lpoprtnr	Op Returns R	real	total	Retail/Cost
lpopshrku	Op Shrink U	real	total	Retail/Cost
lpopshrkr	Op Shrink R	real	total	Retail
lpopshrkc	Op Shrink C	real	total	Retail/Cost
lpopslsu	Op Sales U	real	total	Retail/Cost
lpopslsr	Op Sales R	real	total	Retail/Cost
lpopslsc	Op Sales C	real	total	Retail/Cost
lpoptraniou	Op Transfers In/Out U	real	total	Retail/Cost
lpoptranior	Op Transfers In/Out R	real	total	Retail
lpoptranioc	Op Transfers In/Out C	real	total	Cost
lpopwfmkdr	Op W/F Markdown R	real	total	Retail/Cost
lpopwfmkur	Op W/F Markup R	real	total	Retail/Cost

## MFP Cloud Service Location Plan - Working Plan Export

**Export Version Name:** Location Plan - Working Plan

**Export Version:** lpwp

**Export Mask Measure:** LP Wp Export

**Exported File:** export\_lpwp.dat

**Table A-9 MFP Cloud Service Location Plan - Working Plan Export Measures**

Measure	Measure Label	Data Type	Aggregation Type	Retail/Cost
week	Week			Retail/Cost
dept	Department			Retail/Cost

**Table A-9 (Cont.) MFP Cloud Service Location Plan - Working Plan Export Measures**

Measure	Measure Label	Data Type	Aggregation Type	Retail/Cost
stor	Location			Retail/Cost
lpwpbopu	Wp BOP U	real	pst	Retail/Cost
lpwpbopr	Wp BOP R	real	pst	Retail
lpwpbopc	Wp BOP C	real	pst	Retail/Cost
lpwpeopu	Wp EOP U	real	pet	Retail/Cost
lpwpeopr	Wp EOP R	real	pet	Retail
lpwpeopc	Wp EOP C	real	pet	Retail/Cost
lpwpmkdr	Wp Markdown R	real	total	Retail/Cost
lpwpmkdwfr	Wp Markdown due to W/F R	real	total	Retail/Cost
lpwpinvdvr	Wp Inv Devaluation R	real	total	Retail
lpwpnslsu	Wp Net Sales U	real	total	Retail/Cost
lpwpnslsr	Wp Net Sales R	real	total	Retail/Cost
lpwpnslsc	Wp Net Sales C	real	total	Cost
lpwprcptu	Wp Receipts U	real	total	Retail/Cost
lpwprcptR	Wp Receipts R	real	total	Retail/Cost
lpwprcptc	Wp Receipts C	real	total	Retail/Cost
lpwprtnu	Wp Returns U	real	total	Retail/Cost
lpwprtnr	Wp Returns R	real	total	Retail/Cost
lpwpshrku	Wp Shrink U	real	total	Retail/Cost
lpwpshrkr	Wp Shrink R	real	total	Retail
lpwpshrkc	Wp Shrink C	real	total	Retail/Cost
lpwpslsu	Wp Sales U	real	total	Retail/Cost
lpwpslsr	Wp Sales R	real	total	Retail/Cost
lpwpslsc	Wp Sales C	real	total	Retail/Cost
lpwptraniou	Wp Transfers In/Out U	real	total	Retail/Cost
lpwptranior	Wp Transfers In/Out R	real	total	Retail
lpwptranioc	Wp Transfers In/Out C	real	total	Cost
lpwpwfmkdr	Wp W/F Markdown R	real	total	Retail/Cost
lpwpwfmkur	Wp W/F Markup R	real	total	Retail/Cost
lpwpoadju	Wp On Order Adj U	real	total	Retail/Cost
lpwpoadjr	Wp On Order Adj R	real	total	Retail
lpwpoadjc	Wp On Order Adj C	real	total	Cost
lpwpooou	Wp On Order U	real	total	Retail/Cost
lpwpoor	Wp On Order R	real	total	Retail
lpwpoooc	Wp On Order C	real	total	Cost

## MFP Cloud Service Location Target - Target Plan Export

**Export Version Name:** Location Target - Target Plan

**Export Version:** Ittg

**Export Mask Measure:** LT Tgt Export

**Exported File:** export\_Ittg.dat

**Table A-10 MFP Cloud Service Location Target - Target Plan Export Measures**

Measure	Measure Label	Data Type	Aggregation Type	Retail/Cost
week	Week			
cmpp	Company			
stor	Location			
Ittgnslsu	Tgt Net Sales U	real	total	Retail/Cost
Ittgnslsr	Tgt Net Sales R	real	total	Retail/Cost
Ittgrtnu	Tgt Returns U	real	total	Retail/Cost
Ittgrtnr	Tgt Returns R	real	total	Retail/Cost
Ittgslsu	Tgt Sales U	real	total	Retail/Cost
Ittgslsr	Tgt Sales R	real	total	Retail/Cost

## MFP Cloud Service Location Target - Working Plan Export

**Export Version Name:** Location Target - Working Plan

**Export Version:** Itwp

**Export Mask Measure:** LT Wp Export

**Exported File:** export\_Itwp.dat

**Table A-11 MFP Cloud Service Location Target - Working Plan Export Measures**

Measure	Measure Label	Data Type	Aggregation Type	Retail/Cost
week	Week			
cmpp	Company			
stor	Location			
Itwpnslsu	Wp Net Sales U	real	total	Retail/Cost
Itwpnslsr	Wp Net Sales R	real	total	Retail/Cost
Itwprtntnu	Wp Returns U	real	total	Retail/Cost
Itwprtntnr	Wp Returns R	real	total	Retail/Cost
Itwpslsu	Wp Sales U	real	total	Retail/Cost
Itwpslsr	Wp Sales R	real	total	Retail/Cost

# B

## Appendix: Integration with Oracle Retail Assortment Planning Cloud Service

MFP Cloud Service integrates with Oracle Retail Assortment Planning Cloud Service to export the approved Original (OP) and Current (CP) Plan versions of the Merchandise Plans. It also exports Open to Buy (OTB) data and Last Approved Plan (AP) version of Location Plans. The final set of exported measures remains the same for both MFP Retail and MFP Cost.

The interface can be scheduled to run on a weekly basis by scheduling the respective Exports to Shared Services task in the Online Administration Tools. Exported files will be placed in the cloud Object Storage to be accessed by other applications.

The following tables list the exported measure files.

**Exported File:** Merch Current Plan

**Exported File Name:** mfp\_mpcp.csv.ovr

**Table B-1 MFP Cloud Service Merch Plan - Current Plan Export Measures**

Measure	Measure Label	Data Type	Aggregation Type
week	Week		
scls	Sub Class		
chnl	Area		
MPCPSLS1U	Cp Sales Reg + Promo U	real	total
MPCPSLS2U	Cp Sales Clr U	real	total
MPCPSLS1R	Cp Sales Reg + Promo R	real	total
MPCPSLS2R	Cp Sales Clr R	real	total
MPCPSLSC	Cp Sales C	real	total
MPCPRCPTU	Cp Receipts U	real	total
MPCPRCPTR	Cp Receipts R	real	total
MPCPRCPTC	Cp Receipts C	real	total
MPCPEOPU	Cp EOP U	real	pet
MPCPEOPR	Cp EOP R	real	pet
MPCPEOPC	Cp EOP U	real	pet
MPCPRTN1U	Cp Returns Reg + Promo U	real	total
MPCPRTN2U	Cp Returns Clr U	real	total
MPCPRTN2R	Cp Returns Reg + Promo R	real	total

**Table B-1 (Cont.) MFP Cloud Service Merch Plan - Current Plan Export Measures**

Measure	Measure Label	Data Type	Aggregation Type
MPCPRTN2R	Cp Returns Clr R	real	total

**Exported File:** Merch Original Plan

**Exported File Name:** mfp\_mpop.csv.ovr

**Table B-2 MFP Cloud Service Merch Plan - Original Plan Export Measures**

Measure	Measure Label	Data Type	Aggregation Type
week	Week		
scls	Sub Class		
chnl	Area		
MPOPSLS1U	Op Sales Reg + Promo U	real	total
MPOPSLS2U	Op Clr U	real	total
MPOPSLS1R	Op Sales Reg + Promo R	real	total
MPOPSLS2R	Op Clr R	real	total
MPOPSLSC	Op Sales C	real	total
MPOPRCPTU	Op Receipts U	real	total
MPOPRCPTR	Op Receipts R	real	total
MPOPRCPTC	Op Receipts C	real	total
MPOPEOPU	Op EOP U	real	pet
MPOPEOPR	Op EOP R	real	pet
MPOPEOPC	Op EOP U	real	pet
MPOPRTN1U	Op Returns Reg + Promo U	real	total
MPOPRTN2U	Op Returns Clr U	real	total
MPOPRTN1R	Op Returns Reg + Promo R	real	total
MPOPRTN2R	Op Returns Clr R	real	total

**Exported File:** Merch Plan OTB

**Exported File Name:** mfp\_otb.csv.rpl

**Table B-3 MFP Cloud Service Merch Plan - Open to Buy Export Measures**

Measure	Measure Label	Data Type	Aggregation Type
week	Week		
scls	Sub Class		
chnl	Area		

**Table B-3 (Cont.) MFP Cloud Service Merch Plan - Open to Buy Export Measures**

Measure	Measure Label	Data Type	Aggregation Type
MPWPOTBU	Open to Buy U	real	total
MPWPOADJU	On Order Adj U	real	total
MPWPOTBC	Open to Buy C	real	total
MPWPOADJC	On Order Ajd C	real	total

**Exported File:** Location Last Approved Plan

**Exported File Name:** mfp\_lpap.csv.ovr

**Table B-4 MFP Cloud Service Merch Plan - Location Last Approved Plan Measures**

Measure	Measure Label	Data Type	Aggregation Type
week	Week		
dept	Department		
stor	Store		
LPAPSIU	Ap Sales U	real	total
LPAPSI R	Ap Sales R	real	total
LPAPSI C	Ap Sales C	real	total
LPAPRcptU	Ap Receipts U	real	total
LPAPRcptR	Ap Receipts R	real	total
LPAPRcptC	Ap Receipts C	real	total
LPAPEOPU	Ap EOP U	real	total
LPAPEOPR	Ap EOP R	real	total
LPAPEOPC	Ap EOP C	real	total
LPAPRtnU	Ap Returns U	real	total
LPAPRtnR	Ap Returns R	real	total

# C

## Appendix: Data Load

The tables in this appendix list the measures that are loaded as part of the administration tasks. Only measure files that are uploaded will be loaded. Files should be in csv format and should contain the headers with the dimension names of the intersection and measure names. The customer needs to upload the files to their Object Storage location under the input directory.

### Load - Actuals Data

The table in this section lists the measures grouped with the required files names that are loaded as part of the administration task Load - Actuals Data.

[Table C-1](#) lists the measures for the MFP Cloud Service Load - Actuals Data administration task.

**Table C-1 MFP Cloud Service Load - Actuals Data**

Measure Name	Load Intersection	Data Type	File Name
drtyeop1c	week_sku_stor	real	eopx.csv.ovr
drtyeop1r	week_sku_stor	real	eopx.csv.ovr
drtyeop1u	week_sku_stor	real	eopx.csv.ovr
drtyeop2c	week_sku_stor	real	eopx.csv.ovr
drtyeop2r	week_sku_stor	real	eopx.csv.ovr
drtyeop2u	week_sku_stor	real	eopx.csv.ovr
drtyrinva1c	week_sku_stor	real	inva.csv.ovr
drtyrinva1r	week_sku_stor	real	inva.csv.ovr
drtyrinva1u	week_sku_stor	real	inva.csv.ovr
drtyrinva2c	week_sku_stor	real	inva.csv.ovr
drtyrinva2r	week_sku_stor	real	inva.csv.ovr
drtyrinva2u	week_sku_stor	real	inva.csv.ovr
drtymkdcarr	week_sku_stor	real	mkd.csv.ovr
drtymkdclrr	week_sku_stor	real	mkd.csv.ovr
drtymkdpclr	week_sku_stor	real	mkd.csv.ovr
drtymkdpror	week_sku_stor	real	mkd.csv.ovr
drtymkdregr	week_sku_stor	real	mkd.csv.ovr
drtymkupr	week_sku_stor	real	mkd.csv.ovr
drtywfmkdr	week_sku_stor	real	wfms.csv.ovr
drtywfmkur	week_sku_stor	real	wfms.csv.ovr
drtywfslsu	week_sku_stor	real	wfms.csv.ovr
drtywfsisc	week_sku_stor	real	wfms.csv.ovr

**Table C-1 (Cont.) MFP Cloud Service Load - Actuals Data**

Measure Name	Load Intersection	Data Type	File Name
drtywflsr	week_sku_stor	real	wfms.csv.ovr
drtywfrtnu	week_sku_stor	real	wfms.csv.ovr
drtywfrtnr	week_sku_stor	real	wfms.csv.ovr
drtywfrtnc	week_sku_stor	real	wfms.csv.ovr
drtywfrtnr	week_sku_stor	real	wfms.csv.ovr
drtywnslclrc	week_sku_stor	real	nsls.csv.ovr
drtywnslclrr	week_sku_stor	real	nsls.csv.ovr
drtywnslclru	week_sku_stor	real	nsls.csv.ovr
drtywnslproc	week_sku_stor	real	nsls.csv.ovr
drtywnspror	week_sku_stor	real	nsls.csv.ovr
drtywnsprou	week_sku_stor	real	nsls.csv.ovr
drtywnsregc	week_sku_stor	real	nsls.csv.ovr
drtywnsregr	week_sku_stor	real	nsls.csv.ovr
drtywnsregu	week_sku_stor	real	nsls.csv.ovr
drtyrtnclrc	week_sku_stor	real	rtn.csv.ovr
drtyrtnclrr	week_sku_stor	real	rtn.csv.ovr
drtyrtnclru	week_sku_stor	real	rtn.csv.ovr
drtyrtnproc	week_sku_stor	real	rtn.csv.ovr
drtyrtnpror	week_sku_stor	real	rtn.csv.ovr
drtyrtnprou	week_sku_stor	real	rtn.csv.ovr
drtyrtnregc	week_sku_stor	real	rtn.csv.ovr
drtyrtnregr	week_sku_stor	real	rtn.csv.ovr
drtyrtnregu	week_sku_stor	real	rtn.csv.ovr
drtyporcptc	week_sku_stor	real	rcpt.csv.ovr
drtyporcptu	week_sku_stor	real	rcpt.csv.ovr
drtyporcptu	week_sku_stor	real	rcpt.csv.ovr
drtytraninbc	week_sku_stor	real	tranx.csv.ovr
drtytraninbr	week_sku_stor	real	tranx.csv.ovr
drtytraninbu	week_sku_stor	real	tranx.csv.ovr
drtytraninic	week_sku_stor	real	tranx.csv.ovr
drtytraninir	week_sku_stor	real	tranx.csv.ovr
drtytraniniu	week_sku_stor	real	tranx.csv.ovr
drtytraninr	week_sku_stor	real	tranx.csv.ovr
drtytraninc	week_sku_stor	real	tranx.csv.ovr
drtytraninu	week_sku_stor	real	tranx.csv.ovr
drtytranoutbc	week_sku_stor	real	tranx.csv.ovr
drtytranoutbr	week_sku_stor	real	tranx.csv.ovr
drtytranoutbu	week_sku_stor	real	tranx.csv.ovr
drtytranoutic	week_sku_stor	real	tranx.csv.ovr



Table C-1 (Cont.) MFP Cloud Service Load - Actuals Data

Measure Name	Load Intersection	Data Type	File Name
drtytranoutir	week_sku_stor	real	tranx.csv.ovr
drtytranoutiu	week_sku_stor	real	tranx.csv.ovr
drtytranoutr	week_sku_stor	real	tranx.csv.ovr
drtytranoutu	week_sku_stor	real	tranx.csv.ovr
drtytranoutc	week_sku_stor	real	tranx.csv.ovr
drtytranoutc	week_sku_stor	real	tran.csv.ovr
drtyvndfndr	week_sku_stor	real	tran.csv.ovr
drtyroyalr	week_sku_stor	real	tran.csv.ovr
drtycogsr	week_sku_stor	real	tran.csv.ovr
drtyconsinvc	week_sku_stor	real	tran.csv.ovr
drtyconsinvr	week_sku_stor	real	tran.csv.ovr
drtymiscadjc	week_sku_stor	real	tran.csv.ovr
drtymiscadjr	week_sku_stor	real	tran.csv.ovr
drtymiscadju	week_sku_stor	real	tran.csv.ovr
drtybocancu	week_sku_stor	real	fulfill.csv.ovr
drtybofulfillu	week_sku_stor	real	fulfill.csv.ovr
drtycancu	week_sku_stor	real	fulfill.csv.ovr
drtydemandu	week_sku_stor	real	fulfill.csv.ovr
drtyfulfillu	week_sku_stor	real	fulfill.csv.ovr
drtytrafficu	week_sku_stor	real	fulfill.csv.ovr
drtyims1r	week_sku_stor	real	fulfill_x.csv.ovr
drtyims1u	week_sku_stor	real	fulfill_x.csv.ovr
drtyims2r	week_sku_stor	real	fulfill_x.csv.ovr
drtyims2u	week_sku_stor	real	fulfill_x.csv.ovr
drtymtd1r	week_sku_stor	real	fulfill_x.csv.ovr
drtymtd1u	week_sku_stor	real	fulfill_x.csv.ovr
drtymtd2r	week_sku_stor	real	fulfill_x.csv.ovr
drtymtd2u	week_sku_stor	real	fulfill_x.csv.ovr
drtystc1r	week_sku_stor	real	fulfill_x.csv.ovr
drtystc1u	week_sku_stor	real	fulfill_x.csv.ovr
drtystc2r	week_sku_stor	real	fulfill_x.csv.ovr
drtystc2u	week_sku_stor	real	fulfill_x.csv.ovr
drtybisscvp	week_scls_ctry	real	fulfill_a.csv.ovr
drtybopisvp	week_scls_ctry	real	fulfill_a.csv.ovr
drtyborisvp	week_scls_ctry	real	fulfill_a.csv.ovr
drtyborovp	week_scls_ctry	real	fulfill_a.csv.ovr
drtyincngstku	week_scls_ctry	real	fulfill_a.csv.ovr
drtymtdvp	week_scls_ctry	real	fulfill_a.csv.ovr

**Table C-1 (Cont.) MFP Cloud Service Load - Actuals Data**

Measure Name	Load Intersection	Data Type	File Name
drtyonstku	week_scls_ctry	real	fulfill_a.csv.ovr
drtystrstku	week_scls_ctry	real	fulfill_a.csv.ovr

## Load - On Order Data

The table in this section lists the measures that are loaded as part of the administration task Load - On Order Data.

[Table C-2](#) lists the measures for the MFP Cloud Service Load - On Order Data administration task.

**Table C-2 MFP Cloud Service Load - On Order Data Measures**

Measure Name	Load Intersection	Data Type	File Name
drtyooc	week_sku_stor	real	oo.csv.ovr
drtyoor	week_sku_stor	real	oo.csv.ovr
drtyoou	week_sku_stor	real	oo.csv.ovr

## Load - Admin Data

The table in this section lists the measures that are loaded as part of the administration task Load - Admin Data. The Admin data load is optional and most of the data can be directly entered and managed by users in the MFP Maintenance workbooks.

[Table C-3](#) lists the measures for the MFP Cloud Service Load - Admin Data administration task.

**Table C-3 MFP Cloud Service Load - Admin Data Measures**

Measure Name	Load Intersection	Data Type	File Name
addvlagl2t	week	text	lag.csv.ovr
addvlaglyt	week	text	lag.csv.ovr
addvvatcp	week_vatb	real	vat.csv.ovr
addvvatvp	week_vatb	real	vat.csv.ovr
addvlikepod	stor	date	stor_a.csv.ovr
addvlikepoc	stor	text	stor_a.csv.ovr
addvlocopnd	stor	date	stor_a.csv.ovr
addvlocendd	stor	date	stor_a.csv.ovr
addvlocrefd	stor	date	stor_a.csv.ovr
addvwfpoc	stor	text	stor_a.csv.ovr
addvpocdesct	stor	text	stor_a.csv.ovr

**Table C-3 (Cont.) MFP Cloud Service Load - Admin Data Measures**

<b>Measure Name</b>	<b>Load Intersection</b>	<b>Data Type</b>	<b>File Name</b>
addvchnlmapt	chnl	text	addvchnlmapt.csv.ovr
addvchwhmapt	stor	text	addvchnlmapt.csv.ovr
addvlcratet	curc	text	addvlcratet.csv.ovr
addvpocsqmv	dept_stor	real	addvpocsqmv.csv.ovr
drtylcratex	day_curc	real	curr.csv.ovr
addvlocattt	stor_satt	text	addvlocattt.csv.ovr

# D

## Appendix: RMF CS Integration

MFP Cloud Service supports integration with Oracle Retail Merchandising Foundation Cloud Service (RMF CS). If a retailer has RMF CS as the source system for inventory and transactional data, they can readily integrate to get foundation hierarchy data, inventory, and transactional data from RMF CS. This appendix provides details on the list of hierarchies and data files that are integrated with RMF CS.

RMF CS integration can be done using flat file integration if the customer is using a previous release of RMF CS which sends data to MFP as interface files. It can be integrated using RAP Data Exchange (RDX) in RAP integration which will directly import data into Planning Data Schema (PDS) without any file-based approach. The following sections cover details about file-based integration. For details about the RAP integration, see [RAP Integration](#).

### Integration Assumptions

Following is a list of requirements/assumptions for integration with RMF CS:

- MFP Channel is mapped to RMF CS Area.
- Warehouses are sent to MFP as locations. RMF CS Warehouses holds inventory and on-order data. RMF CS Warehouses needs to be mapped to MFP Channels within MFP in order to get the true picture of inventory and on-order data.
- RMF CS sends hierarchy and data files on a weekly basis.
- RMF CS sends the data at the item level, so MFP needs to be implemented with the lowest data load intersection as item.
- RMF CS sends all data based on only one primary currency. It also sends currency conversion rates for different currencies. That can be used within MFP to plan and view data on different local currencies.

### RMF CS Integration using File-Based Approach

RMF CS sends the following sets of hierarchy and data files. All RMF CS files are copied to the common cloud service share location from where MFP Cloud Service can pick up the files for further processing. Interface files need to be transformed to format the files into the MFP required format to filter columns not used and split and create different group of files as needed by MFP. MFP Configured Batch Process will transform the files to the MFP required formats, rename the final files as needed by MFP, and copy them to the input location for subsequent hierarchy or measure load processing. For each of the hierarchy and data files, RMF CS also sends a trigger file with the same name as the original file with the extension .complete. The MFP Cloud Service batch process waits for the trigger files to start processing the corresponding data or hierarchy file. After processing, it deletes those trigger files.

Any required data files that are not coming as part of the RMF CS interface need to be loaded in the weekly batch and grouped as load\_non\_rms in the batch control file. The data files will be loaded as part of the weekly batch.

## Hierarchy Files

The following hierarchy files are provided by RMF CS and need to be transformed to the MFP format before loading them into MFP Cloud Service. For each hierarchy file, RMF CS only sends the base and alternate dimensions of the hierarchies and not the user alternate rollups.

### Calendar Hierarchy - rms\_clnd.csv.dat

RMF CS sends the calendar hierarchy file without calendar labels. Calendar labels are added in the weekly batch process by calling the MFP custom script (ra\_custom) with the parameter rms\_clnd\_label, which adds the calendar labels. If a customer wants to use different calendar labels, they can load their preferred calendar labels using generic hierarchy position translations enabled for the calendar hierarchy.

RMF CS sends the calendar hierarchy file with dates for five years. Based on the current date, two year historical dates, current year dates, and two future year dates.

The following table contains the list of column contents from the file. Only required columns for MFP are filtered by the transform process.

Field Name	Field Description	MFP Mapping
Day	The date from which the 4-5-4 data was derived, in YYYYMMDD format.	day
Week	The end of week date for the day, in YYYYMMDD format.	week
Month	The 4-5-4 month of the year, valid values 1 to 12.	mnth
Quarter	The 4-5-4 quarter of the year, valid values 1 to 4.	qtr
Half	The 4-5-4 half of the year, valid values 1 or 2.	half
Year	The 4-5-4 year.	year
week_of_year	The 4-5-4 week of the year, valid values 1 to 53.	woyr
day_of_week	The day number within the week, valid values 1 to 7.	

### Product Hierarchy - rms\_prod.csv.dat

RMF CS exports all sellable and inventoried items.

The following table contains the list of column contents from the file. Only required columns for MFP are filtered by the transform process.

Field Name	Functional Name	MFP Mapping
ITEM	Item ID	sku
ITEM_DESC	Item Description	sku_label
ITEM_PARENT_DIFF	Parent/Diff ID	
ITEM_PARENT_DIFF_DESC	Parent/Diff Description	
ITEM_PARENT	Parent ID	
ITEM_PARENT_DESC	Parent Description	

Field Name	Functional Name	MFP Mapping
SUBCLASS_ID	Subclass ID	scls
SUB_NAME	Subclass Name	scls_label
CLASS_ID	Class ID	clss
CLASS_NAME	Class Name	clss_label
DEPT	Department	dept
DEPT_NAME	Department Name	dept_label
GROUP_NO	Group	pgrp
GROUP_NAME	Group Name	pgrp_label
DIVISION	Division	dvsn
DIV_NAME	Division Name	dvsn_label
COMPANY	Company	cmpp
CO_NAME	Company Name	cmpp_label
FORECAST_IND	Forecastable Item flag	
CLASS_DISPLAY_ID	Class Display ID	drtyclsst
SUBCLASS_DISPLAY_ID	Subclass Display ID	drtyclsst
BRAND_NAME	Brand ID	
BRAND_DESCRIPTION	Brand Description	
SUPPLIER	Supplier Site	
SUP_NAME	Supplier Name	
DIFF_TYPE1	Diff Type1	
DIFF_ID1	Diff 1	
DIFF_TYPE2	Diff Type2	
DIFF_ID2	Diff 2	
DIFF_TYPE3	Diff Type3	
DIFF_ID3	Diff 3	
DIFF_TYPE4	Diff Type4	
DIFF_ID4	Diff 4	

#### Location Hierarchy - rms\_loc.csv.dat

RMF CS Area will be exported as MFP Channel.

All Virtual Warehouses in RMF CS will be exported as unique locations.

The following table contains the list of column contents from the file. Only required columns for MFP are filtered by the transform process.

Field Name	Functional Name	MFP Mapping
LOCATION	Location ID	stor
LOC_NAME	Location Name	stor_label
DISTRICT	District ID	dstr
DISTRICT_NAME	District Name	dstr_label

Field Name	Functional Name	MFP Mapping
REGION	Region ID	regn
REGION_NAME	Region Name	regn_label
AREA	Area ID	chnl
AREA_NAME	Area Name	chnl_label
CHAIN	Chain ID	chan
CHAIN_NAME	Chain Name	chan_label
COMPANY	Company ID	comp
CO_NAME	Company Name	comp_label
COMPANY_CURRENCY	Primary Currency	
LOC_TYPE	Location Type	loct
LOC_TYPE_NAME	Location Type Description	loct_label
PHYSICAL_WH	Physical WH ID	phwh
PHYSICAL_WH_NAME	Physical WH Name	phwh_label
CHANNEL_ID	WH Channel ID	fflt
CHANNEL_NAME	WH Channel Name	fflt_label
STORE_CLASS	Store Class	
STORE_CLASS_DESCRIPTION	Store Class Description	
STORE_FORMAT	Store Format	
STORE_FORMAT_NAME	Store Format Name	

#### Currency Hierarchy - rms\_curr.csv.ovr

The Currency conversion rate data file from RMF CS will be transformed to be loaded as a Currency Hierarchy file to load the unique currency codes.

The following table contains the list of column contents from the file. Only required columns for MFP are filtered by the transform process.

Field Name	Functional Name	MFP Mapping
EFFECTIVE_DATE	Effective Date	
FROM_CURRENCY_CODE	From Currency	
TO_CURRENCY_CODE	To Currency	curc, curc_label
EXCHANGE_TYPE	Exchange Rate Type	
EXCHANGE_RATE	Exchange Rate	

## Data Files

The following data files are provided by RMF CS and need to be transformed to the MFP format before loading them into MFP Cloud Service. All RMF CS files are transformed first and then converted into the required file format needed by the batch step that loads the data.

### Inventory Data File - rms\_inv.csv.ovr

The following table contains the list of column contents from the file. Only required columns for MFP are filtered by the transform process.

Field Name	Functional Name	MFP Mapping
EOW_DATE	End of week date	week
ITEM	Item ID	sku
LOCATION	Location ID	stor
LOC_TYPE	Location Type	
CLEAR_IND	Clearance flag	
REGULAR_INVENTORY_UNITS	Inventory Units	drtyeop1u/drtyeop2u
REGULAR_INVENTORY_COST	Inventory Cost	drtyeop1c/drtyeop2c
REGULAR_INVENTORY_RETAIL	Inventory Retail	drtyeop1r/drtyeop2r
UNIT_COST	Unit Cost	
AV_COST	Average Cost	
UNIT_RETAIL	Unit Retail	

### On Order Data File - rms\_oo.csv.ovr

The following table contains the list of column contents from the file. Only required columns for MFP are filtered by the transform process.

Field Name	Functional Name	MFP Mapping
EOW_DATE	End of week date	week
ITEM	Item ID	sku
LOCATION	Location ID	stor
LOC_TYPE	Location Type	
CLEAR_IND	Clearance flag	
ON_ORDER_UNITS	On Order Units	drtyoou
ON_ORDER_COST	On Order Cost	drtyooc
ON_ORDER_RETAIL	On Order Retail	drtyoor

### Transaction Data File - rms\_tran.csv.ovr

The following table contains the list of column contents from the file. Only required columns for MFP are filtered by the transform process. RMF CS sends Net Sales in all regular, promotion, and clearance buckets. But MFP GA uses sales as only two types, Reg+Promo and Clearance, and also needs Gross Sales. After loading, additional batch calculations, which run as part of RMF CS batch transforms, calculate those required measures.

Also, RMF CS sends multiple type transaction details specific to receipts; batch calculations will calculate the effective receipts data.

Field Name	Functional Name	MFP Mapping
EOW_DATE	End of Week Date	week



Field Name	Functional Name	MFP Mapping
ITEM	Item ID	sku
LOCATION	Location ID	stor
LOC_TYPE	Location Type	
CLEAR_IND	Clearance flag	
STANDARD_UOM	Standard UOM	
CURRENCY_CODE	Currency Code	
NET_SALES_REG_UNITS	Net Sales Units - Reg	drtyrnsregu
NET_SALES_REG_COST	Net Sales Cost - Reg	drtyrnsregc
NET_SALES_REG_RETAIL	Net Sales Retail - Reg	drtyrnsregr
NET_SALES_PROMO_UNITS	Net Sales Units - Promo	drtyrnsproc
NET_SALES_PROMO_COST	Net Sales Cost - Promo	drtyrnsproc
NET_SALES_PROMO_RETAIL	Net Sales Retail - Promo	drtyrnspror
NET_SALES_CLEAR_UNITS	Net Sales Units - Clear	drtyrnsclru
NET_SALES_CLEAR_COST	Net Sales Cost - Clear	drtyrnsclrc
NET_SALES_CLEAR_RETAIL	Net Sales Retail - Clear	drtyrnsclrr
NET_SALES_REG_RETAIL_VAT_EXCL	Net Sales (VAT Exclusive) Retail - Reg	
NET_SALES_PROMO_RETAIL_VAT_EXCL	Net Sales (VAT Exclusive) Retail - Promo	
NET_SALES_CLR_RETAIL_VAT_EXCL	Net Sales (VAT Exclusive) Retail - Clear	
RETURNS_REG_UNITS	Returns Units - Reg	drtyrtnregu
RETURNS_REG_COST	Returns Cost - Reg	drtyrtnregc
RETURNS_REG_RETAIL	Returns Retail - Reg	drtyrtnregr
RETURNS_PROMO_UNITS	Returns Units - Promo	drtyrtnproc
RETURNS_PROMO_COST	Returns Cost - Promo	drtyrtnproc
RETURNS_PROMO_RETAIL	Returns Retail - Promo	drtyrtnpror
RETURNS_CLEAR_UNITS	Returns Units - Clear	drtyrtnclru
RETURNS_CLEAR_COST	Returns Cost - Clear	drtyrtnclrc
RETURNS_CLEAR_RETAIL	Returns Retail - Clear	drtyrtnclrr
REG_MARKDOWN_RETAIL	Regular Markdown	drtyrtnkdreg
PROMO_MARKDOWN_RETAIL_REG	Promotion Markdown (Regular)	drtyrtnkdpror
PROMO_MARKDOWN_RETAIL_CLEAR	Promotion Markdown (Clearance)	drtyrtnkdpcrl
CLEAR_MARKDOWN_RETAIL	Clearance Markdown	drtyrtnkdclrr
WF_MARKDOWN_RETAIL	Franchise Markdown	drtyrtnfmdr
WF_MARKUP_RETAIL	Franchise Markup	drtyrtnfmr
SHRINK_UNITS	Shrink Units	drtyrtnva1u
SHRINK_COST	Shrink Cost	drtyrtnva1c
SHRINK_RETAIL	Shrink Retail	drtyrtnva1r

Field Name	Functional Name	MFP Mapping
DEAL_INCOME_SALES	Deal Income Sales Based	drtyvndfndr
PO_RECEIPT_UNITS	PO Receipt Units	drtyporcptu
PO_RECEIPT_COST	PO Receipt Cost	drtyporcptc
PO_RECEIPT_RETAIL	PO Receipt Retail	drtyporcptr
NON_SHRINK_ADJ_UNITS	Non-Shrink Adjustments Units	drtyrinva2u
NON_SHRINK_ADJ_COST	Non-Shrink Adjustments Cost	drtyrinva2c
NON_SHRINK_ADJ_RETAIL	Non-Shrink Adjustments Retail	drtyrinva2r
DEAL_INCOME_PURCHASES	Deal Income Purchases Based	
MARKUP	Markup	drtymkupr
MARKDOWN_CANCEL	Markdown Cancel	drtymkdcandr
INTERCOMPANY_MARKUP	Intercompany Markup	drtyicmkur
INTERCOMPANY_MARKDOWN	Intercompany Markdown	drtyicmkdr
RTV_UNITS	RTV Units	
RTV_COST	RTV Cost	
RTV_RETAIL	RTV Retail	
TSF_IN_UNITS	Transfer/Allocation Inbound Units	drtytraninu
TSF_IN_COST	Transfer/Allocation Inbound Cost	drtytraninc
TSF_IN_RETAIL	Transfer/Allocation Inbound Retail	drtytraninr
TSF_IN_UNITS_BOOK	Book Transfer/Allocation Inbound Units	drtytraninbu
TSF_IN_COST_BOOK	Book Transfer/Allocation Inbound Cost	drtytraninbc
TSF_IN_RETAIL_BOOK	Book Transfer/Allocation Inbound Retail	drtytraninbr
TSF_OUT_UNITS	Transfer/Allocation Outbound Units	drtytranoutu
TSF_OUT_COST	Transfer/Allocation Outbound Cost	drtytranoutc
TSF_OUT_RETAIL	Transfer/Allocation Outbound Retail	drtytranoutr
TSF_OUT_UNITS_BOOK	Book Transfer/Allocation Outbound Units	drtytranoutbu
TSF_OUT_COST_BOOK	Book Transfer/Allocation Outbound Cost	drtytranoutbc
TSF_OUT_RETAIL_BOOK	Book Transfer/Allocation Outbound Retail	drtytranoutbr
RECLASS_IN_UNITS	Reclass In Units	
RECLASS_IN_COST	Reclass In Cost	
RECLASS_IN_RETAIL	Reclass In Retail	
RECLASS_OUT_UNITS	Reclass Out Units	
RECLASS_OUT_COST	Reclass Out Cost	
RECLASS_OUT_RETAIL	Reclass Out Retail	
TSF_IN_UNITS_ICT	Intercompany Transfer/Allocation Inbound Units	drtytraniniu
TSF_IN_COST_ICT	Intercompany Transfer/Allocation Inbound Cost	drtytraninic
TSF_IN_RETAIL_ICT	Intercompany Transfer/Allocation Inbound Retail	drtytraninir
TSF_OUT_UNITS_ICT	Intercompany Transfer/Allocation Outbound Units	drtytranoutiu

Field Name	Functional Name	MFP Mapping
TSF_OUT_COST ICT	Intercompany Transfer/Allocation Outbound Cost	drtytranoutir
TSF_OUT_RETAIL ICT	Intercompany Transfer/Allocation Outbound Retail	drtytranoutic
INTERCOMPANY_MARGIN	Intercompany Margin	
TSF_RECEIPT_UNITS	Transfer/Allocation Receipt Units	
TSF_RECEIPT_COST	Transfer/Allocation Receipt Cost	
TSF_RECEIPT_RETAIL	Transfer/Allocation Receipt Retail	
RTV_RESTOCK_FEE	RTV Restocking Fee	
FRANCHISE_SALES_UNITS	Franchise Sales Units	drtywflsu
FRANCHISE_SALES_COST	Franchise Sales Cost	drtywflsc
FRANCHISE_SALES_RETAIL	Franchise Sales Retail	drtywflsr
FRANCHISE_RETURNS_UNITS	Franchise Returns Units	drtywfrtnu
FRANCHISE_RETURNS_COST	Franchise Returns Cost	drtywfrtnc
FRANCHISE_RETURNS_RETAIL	Franchise Returns Retail	drtywfrtnr
FRANCHISE_RESTOCK_FEE	Franchise Restocking Fee	

#### Currency Conversion Rate File - rms\_curr.csv.ovr

The following table contains the list of column contents from the file. Only required columns for MFP are filtered by the transform process.

Field Name	Functional Name	MFP Mapping
EFFECTIVE_DATE	Effective Date	day
FROM_CURRENCY_CODE	From Currency	
TO_CURRENCY_CODE	To Currency	curc
EXCHANGE_TYPE	Exchange Rate Type	
EXCHANGE_RATE	Exchange Rate	drtylcratex

#### Location File - rms\_store.csv.ovr

The following table contains the list of column contents from the file. Only required columns for MFP are filtered by the transform process.

Field Name	Functional Name	MFP Mapping
STORE	Store ID	stor
STORE_NAME	Store Name	
DISTRICT	District ID	
STORE_CLOSE_DATE	Store Close Date	addvlocendd
STORE_OPEN_DATE	Store Open Date	addvlocopnd
REMODEL_DATE	Remodel Date	addvlocrefd
STORE_CLASS	Store Class	
STORE_CLASS_DESCRIPTION	Store Class Description	

Field Name	Functional Name	MFP Mapping
STORE_FORMAT	Store Format	
STORE_FORMAT_NAME	Store Format Name	
CURRENCY	Currency Code	
STORE_TYPE	Store Type	addvwfpoct
STOCKHOLDING_IND	Stockholding	

## Warehouse Transformation

In RMF CS, warehouses hold inventory, receipts, and on-order data which are not mapped to any specific channels. In MFP, plans are only created at the MFP Channel level. In order to get the full picture of inventory for a channel, each warehouse location needs to be mapped to a channel within MFP using the Warehouse Mapping workbook template in Location Setup or the mapping needs to be loaded to the measure addvchwhmapt.

After the mapping data is set, the weekly batch process will transform the loaded inventory, receipts, and on-order data for those warehouses to assigned channels. This can also be done by running the batch Online Administration Tool task Transform RMS Warehouse Data. That transform process will also spread warehouse metrics to the store level for the Location Plan based on actuals and be added as part of actuals, so that the seeded location level plans can include the warehouse level plan when aggregated at the channel level. Warehouse does not need to be planned separately in the location level plan.

## Batch Tasks Specific to RMF CS Integration

The following sets of Online Administration Tools tasks are pre-configured in Configured Batch Tasks to support RMF CS integration. For more details about running the tasks, see the *Oracle Retail Merchandise Financial Planning Cloud Service Administration Guide*.

- Run Batch Task Group > Weekly Batch
 

If Enable RMF CS Integration is set to true, the existing Weekly Batch task will run additional tasks to process the RMF CS data based on the Enable RDX flag. If Enable RDX is set, it will import the data from the RDX staging tables, otherwise it will look for the RMF CS files in Object Storage, transform the data into the required format, and load the data. It also runs the transformation of RMF CS Warehouse data as part of the weekly batch.
- Run Batch Task Group > Transform RMS Files
 

This task only transforms all hierarchy and data files to the MFP required format and copies the hierarchy files to the input directory. It will not load those files.

Typically, this can be used during initial installation to transform the initial set of RMF CS files and rebuild the domain with the initial set of RMF CS hierarchy files.
- Run Batch Task Group > Transform RMS Warehouse Data
 

Whenever there is any change in the warehouse mapping, users can schedule this task to transform the RMF CS Warehouse data to channels. This task also gets called as part of the Weekly Batch with RMS.

# E

## Appendix: MFP Specific Custom Functions, Procedures, and Special Expressions

MFP Cloud Service uses the RPAS Batch Framework to set up the batch process. For more details about understanding batch\_control files and its uses in the batch process, see the *Oracle Retail Predictive Application Server Cloud Edition Implementation Guide*. Any application-specific custom functions are packaged in RASL libraries and those are available to use in the batch\_exec\_list.txt control file with the service name as **ra\_custom** to trigger to those functions and parameter as the function name. The following list of predefined custom functions are available RASL libraries installed as part of RPAS that are used by MFP.

### Custom Function: rms\_clnd\_label

During the file-based integration, RMF CS interfaces the calendar hierarchy file (rms\_clnd.csv.dat), but does not include any calendar labels. This function formats the file, filters the required columns for the MFP GA calendar hierarchy, and adds the calendar labels. This function requires the RMF CS calendar file to be present in the cloud share location with the name rms\_clnd.csv.dat. After the call, this function creates the calendar hierarchy file clnd.csv.dat in the domain input directory for the subsequent hierarchy load process.

This function takes an additional optional parameter, Calendar Start Month, for generating the calendar month labels. If none is provided, it will use Feb as the start month for the 4-5-4 calendar. For example, if the customer financial start month is October (the tenth month of the year), they can pass the optional parameter as 10 (use ~ as the separator to provide the additional parameter) to generate the start month as Oct.

#### Example:

```
batch_rms_xform | ra_custom | rms_clnd_label
```

## Special Expressions and Procedures Used in MFP CS Configuration

This section contains details about the special expressions that are not standard RPAS expressions/procedures but are used in the MFP CS configuration.

### AttributesPickListExpr - Attribute Picklist Expression

This procedure is used to determine a picklist of values from a base string measure along the positions of the specified hierarchy. It also takes in a Filter Boolean as input to control which intersections are to be used to pick data for the picklist.

#### Syntax:

```
OUTMEAS <- AttributesPickListExpr(FILTERMEAS, INPUTMEAS, HIER, OUTFORMAT)
```

#### Example:

```
ADHDLikePoCT <- AttributesPickListExpr(ADHDLikePoCB,ADHDLikePoCL, "LOC", "0")
```

**Expression Parameters:**

The following table shows the parameter details for the expression.

Parameter Name	Parameter Type	Data Type	Description
OUTMEAS	Output	String	Output Picklist Measure which will be a string value.
INPUTMEAS	Input	String	Input String Measure containing the picklist values stored along a hierarchy.
FILTERMEAS	Input	Boolean	Boolean measure with the same intersection of OUTMEAS. It should be set to true for the intersections picklist that needs to be created.
HIER	Input	String	Hierarchy Name specified as a String constant along which the picklist values need to be used. This hierarchy should be present in INPUTMEAS.
OUTFORMAT	Input	String	Output format with valid values "0" or "1". Using "0" will create a picklist using position names as picklist internal names and labels as attribute values. "1" will create a picklist using position values as name and labels for the picklist.

# F

## Appendix: Extensibility

As described in [Implementation Considerations](#), apart from configuring the MFP application through the plug-ins, MFP also supports extensibility of the GA configuration (template version) for customers. This appendix describes the rules and restrictions enforced to extend the MFP GA configuration, so as to preserve the customizations in future patches and upgrades.

MFP also provides a mechanism for implementers to extend the MFP Batch process and allows custom rule groups to be executed during the batch.

### Supported Customization of the MFP Configuration

The following sections list the customizations that are allowed to the MFP configuration. All the names of the custom realized measure, rule set, rule group, rule, workbook, and worksheet should begin with the prefix `c_` or `C_`.

#### Rules for Customizing the Hierachy

The following hierarchy customizations are allowed to the MFP configuration:

- Clients are allowed to add a new hierarchy or new dimension into the existing hierarchy. No dimension can be added to the calendar hierarchy that is below day. No change can be made to the MFP internal hierarchies.
- Clients are allowed to change the label of existing hierarchies or dimensions.
- All the dimension and roll-up order in the product, RHS product, location, and RHS location hierarchy must be preserved in the custom configuration.

#### Rules for Adding Measures

The following rules apply when adding measures to the MFP configuration:

- Clients are allowed to add new custom measures into the custom solution and reference them as an external measure in the existing MFP solution. No new measures should be added to the existing MFP GA solution.
- Clients can also add a new custom metric as a major component in the extensible solutions. It is strongly recommended not to mix custom metrics with the MFP metrics.
- Custom measures should follow the naming convention and should begin with a `C_` or `c_` prefix.
- Currently, only the GA measures listed in the following tables can be used in custom rules and custom workbooks.

**Table F-1 Extensible GA Measures for MFP Retail Cloud Service and MFP Cost Cloud Service**

<b>GA Measure</b>	<b>Label</b>
DRDVUnElapB	UnElapsed
DRDVElapB	Elapsed
DRDVElapI	Elapsed Index
MPWPSIsR	Wp Sales R
MPWPSIsU	Wp Sales U
MPWPNSIsR	Wp Net Sales R
MPWPNSIsU	Wp Net Sales U
MPWPNSIsC	Wp Net Sales C
MPWPEOPR	Wp EOP R
MPWPEOPU	Wp EOP U
MPWPEOPC	Wp EOP C
MPWPGMR	Wp GM R
MPWPNGMR	Wp Net GM R
MPWPOTBU	Wp OTB U
MPWPOTBR	Wp OTB R
MPWPOTBC	Wp OTB C
DRTYTranInC	Ty Transfers In C
DRTYTranInR	Ty Transfers In R
DRTYTranInU	Ty Transfers In U
DRTYTranInBC	Ty Transfers In Book C
DRTYTranInBR	Ty Transfers In Book R
DRTYTranInBU	Ty Transfers In Book U
DRTYTranInIC	Ty Transfers In ICT C
DRTYTranInIR	Ty Transfers In ICT R
DRTYTranInIU	Ty Transfers In ICT U
DRTYTranOutC	Ty Transfers Out C
DRTYTranOutR	Ty Transfers Out R
DRTYTranOutU	Ty Transfers Out U
DRTYTranOutBC	Ty Transfers Out Book C
DRTYTranOutBR	Ty Transfers Out Book R
DRTYTranOutBU	Ty Transfers Out Book U
DRTYTranOutIC	Ty Transfers Out ICT C
DRTYTranOutIR	Ty Transfers Out ICT R
DRTYTranOutIU	Ty Transfers Out ICT U

## Rules for Adding Custom Rules

The following rules apply when adding custom rules to the MFP configuration:



- Custom rule sets, rule groups, and rule names should begin with the C\_ or c\_ prefix.
- Custom rule groups should not include any GA rules.
- Custom rules can use the published extensible GA measures listed in the tables above. However, the custom rules cannot modify the value of the GA measure. Hence the extensible GA measure cannot appear on the LHS of a custom rule.

## Rules for Workbooks and Worksheets Extensibility

The following rules apply when adding custom rules to the MFP workbooks and worksheets extensibility:

- New custom workbook and worksheets names should begin with the C\_ or c\_ prefix.
- Apart from the custom solution, custom workbooks can also be added to the extensible MFP GA solutions.

## Rules for Adding Custom Styles

The following rules apply when adding new styles:

- Existing styles cannot be modified.
- New custom styles can be added with the C\_ or c\_ prefix.
- New custom styles can be only used against new custom measures.

## Rules for Adding Custom Real-Time Alerts into Existing Workbooks

Perform the following steps when adding custom real-time alerts into existing workbooks:



### Note:

These steps have to be performed using RPAS Configuration Tools. Copying, pasting, or direct editing of xml files is prohibited.

1. To add custom real-time alert into existing workbooks, all measures related to the custom real-time alert need to be added to the workbook.
2. Create a style for the custom real-time alert in the configuration.
3. Create a custom real-time alert in an MFP workbook using the measures and style created from the previous steps.
4. If a real-time alert defined in the custom solution will be used in a GA workbook, the real-time alert measure should be imported as an external measure in the corresponding GA solution.

The MFP plug-in will preserve a custom real-time alert during regeneration.

## Adding a Custom Solution

A custom solution is a separate solution within the MFP Configuration. It can be used to accommodate custom workbooks, rules, and alerts to do custom reporting, custom logic, and threshold alerts by using GA measures based on the extensible GA measures in [Table F-1](#). In

In addition, measures and alerts defined in the custom solution can be plugged into existing workbooks in the GA solution based on the contexts defined. Clients are allowed to create their own custom solutions by following the rules described above. To use a GA measure in custom workbooks, the GA measure should be imported as an external measure into the custom solution.

## Validating the Customized Configuration

The script, `ra_config_validation.ksh`, is provided to allow the customer or implementer to validate that the customizations conform to the rules outlined above.

This script can be run on Windows with the MFP Cloud Service Starter Kit.

For example, if the custom configuration is in `C:\Oracle\configurations\mfpcs` and the updated batch\_control files are copied to `C:\Oracle\configurations\batch_control_cust`, then the script can be called from a Cygwin zsh shell:

```
$RPAS_HOME/bin/ra_config_validation.ksh -c
/cygdrive/c/Oracle/configurations/mfpcs/mfpcs.xml -b
/cygdrive/c/Oracle/configurations/batch_control_cust
```

### Note:

If there are no changes to the batch control files, there is no need to use the `-b` option.

### Successful Run of the Validation Script

If all the validations pass, it will output the following message:

#### Example of Message for Successful Run of the Validation Script

```
09:04:47 : INFORMATION : ra_config_validation.ksh[0] - ra_config_validation.ksh
completed.
09:04:47 : INFORMATION : ra_config_validation.ksh[0] - Program completed
successfully.
09:04:47 : INFORMATION : ra_config_validation.ksh[0] - Exiting script with code:
0
```

### Unsuccessful Run of the Validation Script

If all the validations do not pass, it will output the following message:

### Note:

The bold line shows where the details of the validation failure are in the log. (In the actual log, this line is not bold.)

#### Example of Message for Unsuccessful Run of the Validation Script

```
09:15:12 : INFORMATION : ra_config_validation.ksh[0] - For details of
validation, look in '/cygdrive/d/rettek/logs/2017-07-18/
```

```
mfp_config_validation.091506.1/mfp_config_validation.log'.
09:15:12 : INFORMATION : ra_config_validation.ksh[0] - _call executing command
'execplug-inTask.sh
MFP:com.retek.labs.MFP.plugin.installer.MFPConfigurationValidation
/cygdrive/c/Oracle/configurations/GA/mfprcs/mfprcs.xml
/cygdrive/c/Oracle/configurations/
mfprcs'
09:15:17 : INFORMATION : ra_config_validation.ksh[0] - _call of command
'execplug-inTask.sh
MFP:com.retek.labs.MFP.plugin.installer.MFPConfigurationValidation
/cygdrive/c/Oracle/configurations/GA/mfprcs/mfprcs.xml
/cygdrive/c/Oracle/configurations
mfprcs' complete
09:15:17 : ERROR : ra_config_validation.ksh[0] - Nonzero exit status code.
09:15:17 : INFORMATION : ra_config_validation.ksh[0] - Exiting script with code:
9
```

## Hiding Components of the GA Configuration

As part of extensibility, MFP provides a mechanism wherein the implementer can hide certain components of the GA configuration by editing a property file. The property file is a simple text file named `extend_app.properties` and is located inside the plug-in directory of the configuration.

For example, `mfpcs\plug-ins\extend_app.properties`. The format of the file is shown as:  
Stage|Component|Action|Value

For example, `Customization | Worksheet | Hide | MT_TB01_WS01`

Each line consists of four fields separated by the `|` character. The value field can contain a comma separated list of values. Any line that begins with a `#` character is considered a comment line and is ignored. A sample file is included in the plug-ins directory of the GA configuration for reference.

The only action that can be performed on the GA configuration components is *Hide*.

The names of the Taskflow entities can be found in the `taskflow.xml` file located in the configuration directory.

The various GA configuration components that can be hidden are listed in the following table:

Component	Description
Activity	Perform the action (for example, Hide) on the specified Taskflow activity. The value field is the taskflow activity name.
Task	Perform the action (for example, Hide) on the specified Taskflow task. The value field is the taskflow task name.
Step	Perform the action (for example, Hide) on the specified Taskflow step. The value field is the taskflow step name.
Worksheet	Perform the action (for example, Hide) on the specified worksheet. The value field is the worksheet name.
Realtime Alert	Perform the action (for example, Hide) on the specified Real Time Alert. The value field is the real time alert name.

## Customizing the MFP Batch Process

This section describes how to customize the MFP GA batch process to meet the business needs of the retailer. Details on the MFP GA batch process are described in the *Oracle Retail Merchandise Financial Planning Cloud Service Administration Guide*. The Patch Application Task has the following tasks related to batch control:

- Retrieve Batch Control File - allows the current batch control files to be retrieved for inspection and modification.
- Update Batch Control File - after inspecting the current batch control files, the implementer can edit the batch control files to customize the batch process.

Details on the preceding two tasks are described in the *Oracle Retail Merchandise Financial Planning Cloud Service Administration Guide*.

The MFP Batch process is based on the RPAS Batch Framework, which makes use of a set of control files. [Table F-2](#) lists the MFP Batch control files that can be customized.

**Table F-2 Customizable MFP Batch Control Files**

Control File	Description
batch_exec_list.txt	This is the controller and entry point for all the other services, specifying groups of services to be run in a specific order.
batch_calc_list.txt	This control file groups all the calc services that need to run using mace.
batch_refresh_list.txt	This control file groups all Workbook refresh rule groups.
batch_rebuild_list.txt	This control file groups all Workbook segments that need to be rebuilt in batch.
batch_loadmeas_list.txt	This control file groups measures that need to be loaded into the domain using the measure load service.
batch_exportmeas_list.txt	This control file groups measures that need to be exported out of the domain using the export measure service.
batch_xform_list.txt	This control file handles the transform file service to perform file transformations to support simple integration capabilities.
batch_oat_list.txt	This file lists the configured batch tasks that appear in the OAT drop down list.

The individual control files, including batch\_exec\_list.txt, can be overridden to customize the batch flow. Each control file uses a set name to control a set of actions. If the override control file uses the same set name as used in GA, the batch task using that set name will use the entries from the override control file. During patches and upgrades, the override control files will be preserved. More details on customizing the batch control files are described in the *Oracle Retail Predictive Application Server Cloud Edition Implementation Guide*.

The following table describes the behavior of the customized OAT tasks if the customer uploaded their override control files and they differ from the GA task:

- E - Set Name Exists
- NE - Set Name Does Not Exist

GA Base Task	GA OAT Task	Customer Base Task	Customer OAT Task	Behavior
E	E	E	E (New Label)	Shows new label in the customer OAT.
E	E	E	NE	Since the custom OAT does not exist, it shows the GA label in the drop down. But since the GA set name is overridden in the custom batch, the custom set name will be executed.
E	E	NE	E (New Label)	Shows the label in the customer OAT (New Label).
E	E	NE	NE	Shows the label in the GA OAT.
NE	NE	E	E (New Label)	Shows the label in the customer OAT (New Label).
E	NE	E	E	Hidden in the customer OAT (New Label). Since GA explicitly hides that task, it will not be visible even if the customer used it.

## Custom Hooks and Boolean Scalar Measures for Flow Control

There are two ways to customize the batch control files:

- Custom Hooks
- Boolean Scalar Measures for Flow Control

The custom hooks are an optional batch set executed by GA batch control files. The implementer can define the contents of these batch sets in the customized batch control files that can be uploaded. If these hooks are not defined, the batch process skips these hooks. If they are defined, its contents are executed.

MFP also defines a list of Boolean Scalar Measures in the domain to control if certain GA defined batch sets can be skipped or not. The following tables list the Custom Hooks and Boolean Scalar Measures.

### Custom Hooks

The following table describes the Custom Hooks available in the batch process if the customer is scheduling jobs directly through the OAT.

**Table F-3 Custom Hooks in the Batch Process to Directly Run from OAT**

Hook	Description
hook_postbuild	This hook is added at the end of the postbuild batch which runs after the initial domain build.
hook_postpatch	This hook is added at the end of the service patch process which runs after the service patch.
hook_batch_daily_pre	This hook is added before the daily batch process.
hook_batch_daily_post	This hook is added at the end of daily batch process before the dashboard build.

**Table F-3 (Cont.) Custom Hooks in the Batch Process to Directly Run from OAT**

Hook	Description
hook_batch_weekly_pre	This hook is added before the weekly batch process.
hook_batch_weekly_post	This hook is added at the end of the weekly batch process before the workbook refresh and segment build.

If the customer is using the JOS/POM flow schedule to schedule jobs in MFP, then the following hooks can be used. The MFP JOS/POM job flow is connected to use the same set names similar to the hooks shown in the following table without hook\_\* in it and in turn calls each of the corresponding hooks. So the customer can easily customize their MFP batch flow based on their needs by simply changing the hooks or adding additional steps to the existing pre-configured hooks.

The naming convention followed is \_RDX that is used for any integration step using RDX. \_OBS is used for any steps using Object Storage. \_D is for jobs that needs to run daily. \_W is for jobs to be scheduled only once in weekly.

**Table F-4 Custom Hooks in the Batch Process if JOS/POM is Used to Schedule the Flow**

Hook	Description
hook_MFP_PRE_EXP_RDX_D	This hook is for the calling steps using the Daily Export Interfaces to RDX as soon as the batch starts.
hook_MFP_PRE_EXP_OBS_D	This hook is for the calling steps using the Daily Export Interfaces to Object Storage as soon as the batch starts.
hook_MFP_PRE_EXP_RDX_W	This hook is for calling steps using the Weekly Export Interfaces to RDX as soon as the batch starts.
hook_MFP_PRE_EXP_OBS_W	This hook is for the calling steps using the Weekly Export Interfaces to Object Storage as soon as the batch starts.
hook_MFP_COM_HIER_IM_P_RDX_D	This hook is for the calling steps using any Daily Import of common hierarchies from RDX.
hook_MFP_COM_HIER_IM_P_OBS_D	This hook is for the calling steps using any Daily Import of common hierarchies from Object Storage.
hook_MFP_COM_HIER_IM_P_RDX_W	This hook is for the calling steps using any Weekly Import of common hierarchies from RDX.
hook_MFP_COM_HIER_IM_P_OBS_W	This hook is for the calling steps using any Weekly Import of common hierarchies from Object Storage.
hook_MFP_COM_DATA_IM_P_RDX_D	This hook is for the calling steps using any Daily Import of common data interfaces from RDX.
hook_MFP_COM_DATA_IM_P_OBS_D	This hook is for the calling steps using any Daily Import of common data interfaces from Object Storage.
hook_MFP_COM_DATA_IM_P_RDX_W	This hook is for the calling steps using any Weekly Import of common data interfaces from RDX.
hook_MFP_COM_DATA_IM_P_OBS_W	This hook is for the calling steps using any Weekly Import of common data interfaces from Object Storage.
hook_MFP_HIER_IMP_RX_D	This hook is for the calling steps using any Daily Import of application-specific hierarchies from RDX.

**Table F-4 (Cont.) Custom Hooks in the Batch Process if JOS/POM is Used to Schedule the Flow**

Hook	Description
hook_MFP_HIER_IMP_OBS_D	This hook is for the calling steps using any Daily Import of application-specific hierarchies from Object Storage.
hook_MFP_HIER_IMP_RDX_W	This hook is for the calling steps using any Weekly Import of application-specific hierarchies from RDX.
hook_MFP_HIER_IMP_OBS_W	This hook is for the calling steps using any Weekly Import of application-specific hierarchies from Object Storage.
hook_MFP_PRE_DATA_IMP_RDX_D	This hook is for the calling steps using any Daily Import of application-specific data interfaces from RDX.
hook_MFP_PRE_DATA_IMP_OBS_D	This hook is for the calling steps using any Daily Import of application-specific data interfaces from Object Storage.
hook_MFP_PRE_DATA_IMP_RDX_W	This hook is for the calling steps using any Weekly Import of application-specific data interfaces from RDX.
hook_MFP_PRE_DATA_IMP_OBS_W	This hook is for the calling steps using any Weekly Import of application-specific data interfaces from Object Storage.
hook_MFP_BATCH_AGG_D	This hook is for the calling steps doing any regular daily batch aggregation after hierarchy and data loads.
hook_MFP_BATCH_AGG_W	This hook is for the calling steps doing any regular weekly batch aggregation after hierarchy and data loads.
hook_MFP_POST_DATA_IMP_RDX_D	This hook is for the calling steps using any Daily Import of application-specific data interfaces from RDX after the calc steps.
hook_MFP_POST_DATA_IMP_OBS_D	This hook is for the calling steps using any Daily Import of application-specific data interfaces from Object Storage after the calc steps.
hook_MFP_POST_DATA_IMP_RDX_W	This hook is for the calling steps using any Weekly Import of application-specific data interfaces from RDX after the calc steps.
hook_MFP_POST_DATA_IMP_OBS_W	This hook is for the calling steps using any Weekly Import of application-specific data interfaces from Object Storage after the calc steps.
hook_MFP_POST_EXP_RDX_D	This hook is for the calling steps using any Daily Exports to RDX after the batch aggs.
hook_MFP_POST_EXP_OBS_D	This hook is for the calling steps using any Daily Exports to Object Storage after the batch aggs.
hook_MFP_POST_EXP_RDX_W	This hook is for the calling steps using any Weekly Exports to RDX after the batch aggs.
hook_MFP_POST_EXP_OBS_W	This hook is for the calling steps using any Weekly Exports to Object Storage after the batch aggs.
hook_MFP_WB_BUILD_D	This hook is for the calling steps specific to workbook refresh or build in the daily cycle.
hook_MFP_WB_BUILD_W	This hook is for the calling steps specific to workbook refresh or build in the weekly cycle.

## Boolean Scalar Measures for Flow Control

The following table describes the Boolean Scalar measures.

**Table F-5 Boolean Scalar Measures**

Boolean Scalar Measure	Description
drdvrmbs	This measure is defaulted to true. Set it to true if MFP is integrated with RMF CS.
drdvrdxb	This measure is defaulted to false. Set it to true enable RAP integration for hierarchy and transaction data.
drdvexpdb	This measure is defaulted to true. If set to false, it will skip exporting the standard exports in the daily batch.
drdvexpwb	This measure is defaulted to true. If set to false, it will skip exporting the standard exports in the weekly batch.
drdvfcstb	This measure is defaulted to false. It indicates if the customer is planning to use Embedded Forecast within the application.

## MFP Batch Control File Customization Guidelines

Follow these guidelines for MFP Batch Control File customization:

- The file `batch_oat_list.txt` is the only batch control file in which customers can overwrite the GA set names (such as `exec`, `calc`).
- For all other batch control files, avoid overwriting the GA set names. GA batch control files have provided various hooks for the batch process. For additional custom steps, try to put them into the hooks.
- The GA batch control files have provided a mechanism to skip certain GA steps using the Boolean scalar measure that can be set in the domain. For example, `drdvexpwb` will allow the skip of standard exports in the weekly batch. To skip the GA steps, use this mechanism instead of overwriting GA set names.
- For the GA hierarchy that is unused in your implementation such as the currency hierarchy, provide an empty hierarchy file. For unused GA measures, there is no need to provide the data file. RPAS CE is able to skip it if no files were provided.
- For ease of maintenance, all custom batch set names or step names should be prefixed with `c_`.

### Example

Following is an example of the custom `batch_exec_list.txt`, `batch_calc_list.txt`, `batch_loadmeas_list.txt`, and `batch_exportmeas_list.txt` files.

In this example, the following modification were added to `batch_weekly` process:

- New Custom Hierarchy and measure data are loaded before the weekly batch.
- Additional batch `calc` and exports after the weekly batch.



## Batch Control Samples

The following sections show samples of the batch control processes.

### batch\_exec\_list.txt

```
# Load a custom hierarchy, measure before weekly batch
hook_batch_weekly_pre |hierload |suph~0~N
hook_batch_weekly_pre |measload |c_load_vndr

# Run Batch calc and new custom exports after end of weekly batch
hook_batch_weekly_post |calc |c_calc_vndr
hook_batch_weekly_post |exportmeasure |c_exp_vndr
```

### batch\_calc\_list.txt

```
# Run newly added custom calc rule group in batch
c_calc_vndr | G | GROUP | c_batch_agg_vndr
```

### batch\_loadmeas.txt

```
# Load custom measure
c_load_vndr | M |c_drtyvndrfndr
```

### batch\_exportmeas.txt

```
# Export custom measure
c_exp_vndr|O|vendo_plan.csv.dat
c_exp_vndr|X|storsclsweek
c_exp_vndr|F|c_exportmask
c_exp_vndr|M|c_mpcpvndrplan
```

## Custom Batch Control Validation

The extensible/custom batch control files need to follow the guidelines previously listed so as to future proof the retailer. That means the retailer should receive software updates without breaking the existing customizations. To ensure that the batch control file guidelines are adhered to, a batch control validation module has been added.

The `mfp_config_validation` script has an optional parameter `-b <parent directory of batch control files>` which will validate the batch control files.

Batch control validation rules:

- Apart from the `batch_oat_list`, none of the set names in the other batch control files can be overridden. That is, GA set names cannot be used in custom batch control files.
- None of the custom batch control files can call the GA set names.
- The `batch_calc_list` can only specify custom rule group names. It cannot specify expressions and GA rule group names.
- The `batch_loadmeas_list` can specify measures newly added custom measures.
- The `batch_exportmeas_list` can specify custom measures or published GA measures.
- All custom set names should have a prefix of `c_`.

Note that the batch control validation is called automatically during a domain build or patch. It is also called when the batch control files are uploaded using the Upload Batch Control files from OAT.

## Customizing interface.cfg to Change Interfaces

- The customer can only add/modify published interfaces present in the *Oracle Retail Predictive Application Server Cloud Edition Implementation Guide*.
- Customers can only add new custom measures configured within the application, if the respective data is available in the source interface tables in RDX.
- For details about changes to interface.cfg, see the *Oracle Retail Predictive Application Server Cloud Edition Implementation Guide*.
- Customers can use the Load Interface Mappings OAT task to load changed interface mappings into the interface.cfg file, which will validate for any errors. If no validation errors, it will upload those details.

## Customizing the MFP Dashboard

The MFP Dashboard gets the data from the regular dashboard workbook template like any other workbook segments to define the measures used in metric tiles that are shown in the dashboard. The MFP Dashboard also can be customized to extend using the same extensibility rules for regular workbooks for adding new measures into that dashboard workbook (pl\_db). The customer can then update the MFP Dashboard json file to include the newly added custom measures to show as tiles in the MFP Dashboard.

Following are the steps for customizing the MFP Dashboard:

1. Update MFP Configuration to include the required new custom measures and rules to include those measures in the existing dashboard template (pl\_db) in the MFP Configuration within regular extensibility framework. Patch the domain with the new updated configuration.
2. Download the MFP dashboard JSON file (dashboardSettings.json) from the Starter kit or directly from the customer-provisioned environment by running the Online Administration Tools task Patch Application Task -> Manage JSON Files -> Retrieve JSON files to Object Storage. This will download the JSON file into the Object Storage location at outgoing/dashboardSettings.json.
3. Open the downloaded dashboard JSON file using the RPAS Configuration Tools -> Utilities -> Deployment Tool and selecting the Open option under dashboardSettings.json.
4. It should open the dashboard JSON file in edit mode. The customer can then edit the dashboard to add the newly added measures into their required profiles. They can also add new profiles or change profiles, but can only use the measures available in the dashboard workbook. For more information on working with the JSON file using RPAS Configuration Tools, see the *Oracle Retail Predictive Application Server Cloud Edition Configuration Tools User Guide*.
5. Once the JSON file is updated, it can be uploaded into the MFP environment by uploading the file to the Object Storage location as incoming/config/dashboardSettings.json, and running the Online Administration Tool task Patch Application Task -> Manage JSON Files > Update JSON files from Object Storage.

Successful completion of the task will copy the file to the required location under the application domain.

6. After uploading, rebuild the dashboard to view the updated dashboard.
7. The entire process can be validated in the Virtual machine, before trying to upload the completed JSON file into the customer environment.

# G

## Appendix: MFP Scheduling in JOS/POM

MFP CS provides a default job schedule with a detailed list of jobs with pre-defined dependencies with RI and AIF schedules in RAP integration. The customer can easily customize their batch process by controlling the batch control files without changing the batch schedule. Each batch job in MFP is connected to hooks in the batch control files that can be changed by customers. The MFP job flow only contains daily and weekly jobs. Jobs scheduled daily are scheduled to run every day and jobs scheduled to run weekly are scheduled to run only on Sunday by default.

The following table shows the list of jobs in MFP Schedule. Only jobs with Template configuration entries are pre-configured for the MFP Template version. The rest of the jobs are placeholder jobs to allow changes to the schedule of the jobs or to add more jobs by changing the batch control file. Each MFP job calls the same set names in the batch control file without \_JOB in the name, which in turn allows it to call respective \*hook\_ jobs, so even if it is not linked to a batch set. The batch can be controlled without changing the job flow by adding or changing the hooks.

For more details about the implementation of JOS/POM, see the *Oracle Retail Predictive Application Server Cloud Edition Implementation Guide*. For more details about how to use JOS/POM to schedule and maintain the job flows, see the *Oracle Retail JOS/POM User Guide*.

MFP Job Name	Description/Comments	Daily/Weekly	Template Configuration
MFP_PRE_EXP_START_JOB	Dummy Job, to specify the start of pre-batch exports.	Daily	
MFP_PRE_EXP_RDX_D_JOB	To schedule any daily data imports from RAP integration before the calc cycle.	Daily	
MFP_PRE_EXP_OBS_D_JOB	To schedule any daily data imports from Object Storage before the calc cycle.	Daily	Exports Standard Plans, if the Export Daily Plans Boolean is enabled.
MFP_PRE_EXP_RDX_W_JOB	To schedule any weekly data imports from RAP integration before the calc cycle.	Weekly	Exports Plans to RI, if RDX is enabled.
MFP_PRE_EXP_OBS_W_JOB	To schedule any weekly data imports from Object Storage before the calc cycle.	Weekly	Exports Standard Plans Weekly, if the Export Weekly Plans Boolean is enabled.
MFP_PRE_EXP_END_JOB	Dummy job to specify the end of pre-batch exports.	Daily	
MFP_COM_HIER_IMPORT_START_JOB	Dummy job to specify the start of a common hierarchies import.	Daily	
MFP_COM_HIER_IMPORT_RDX_D_JOB	To schedule any daily common hierarchy imports from RAP integration.	Daily	

<b>MFP Job Name</b>	<b>Description/Comments</b>	<b>Daily/Weekly</b>	<b>Template Configuration</b>
MFP_COM_HIER_IMP_OBS_D_JOB	To schedule any daily common hierarchy imports from Object Storage.	Daily	
MFP_COM_HIER_IMP_RDX_W_JOB	To schedule any weekly common hierarchy imports from RAP integration.	Weekly	Imports common hierarchies from RI, if RDX is enabled.
MFP_COM_HIER_IMP_OBS_W_JOB	To schedule any weekly common hierarchy imports from Object Storage.	Weekly	Loads common hierarchy files from Object Storage, if uploaded.
MFP_COM_HIER_IMP_END_JOB	Dummy Job, to specify the end of a common hierarchies import.	Daily	
MFP_COM_DATA_IMP_START_JOB	Dummy job to specify the start of common data imports.	Daily	
MFP_COM_DATA_IMP_RDX_D_JOB	To schedule any daily common data imports from RAP integration.	Daily	
MFP_COM_DATA_IMP_OBS_D_JOB	To schedule any daily common data imports from Object Storage.	Daily	
MFP_COM_DATA_IMP_RDX_W_JOB	To schedule any weekly common data imports from RAP integration.	Weekly	Imports data files from RI, if RDX is enabled.
MFP_COM_DATA_IMP_OBS_W_JOB	To schedule any weekly common data imports from Object Storage.	Weekly	Loads data files from Object Storage, if uploaded.
MFP_COM_DATA_IMP_END_JOB	Dummy job to specify the end of common data imports.	Daily	
MFP_HIER_IMP_START_JOB	Dummy job to specify the start of application-specific hierarchies import.	Daily	
MFP_HIER_IMP_RDX_D_JOB	To schedule any daily application-specific hierarchy imports from RAP integration.	Daily	
MFP_HIER_IMP_OBS_D_JOB	To schedule any daily application-specific hierarchy imports from Object Storage.	Daily	
MFP_HIER_IMP_RDX_W_JOB	To schedule any weekly application-specific hierarchy imports from RAP integration.	Weekly	Imports application-specific hierarchies from RI, if RDX is enabled.
MFP_HIER_IMP_OBS_W_JOB	To schedule any weekly application-specific hierarchy imports from Object Storage.	Weekly	Imports any application-specific hierarchies from Object Storage.
MFP_HIER_IMP_END_JOB	Dummy job to specify the end of application-specific hierarchies import.	Daily	
MFP_PRE_DATA_IMP_START_JOB	Dummy job to specify the start of application-specific data imports before the calc cycle.	Daily	

<b>MFP Job Name</b>	<b>Description/Comments</b>	<b>Daily/Weekly</b>	<b>Template Configuration</b>
MFP_PRE_DATA_IMP_RDX_D_JOB	To schedule any daily application-specific data imports from RAP integration before the calc cycle.	Daily	
MFP_PRE_DATA_IMP_OBS_D_JOB	To schedule any daily application-specific data imports from Object Storage before the calc cycle.	Daily	
MFP_PRE_DATA_IMP_RDX_W_JOB	To schedule any weekly application-specific data imports from RAP integration before the calc cycle.	Weekly	
MFP_PRE_DATA_IMP_OBS_W_JOB	To schedule any weekly application-specific data imports from Object Storage before the calc cycle	Weekly	
MFP_PRE_DATA_IMP_END_JOB	Dummy Job to specify the end of application-specific data imports before the calc cycle	Daily	
MFP_BATCH_AGG_START_JOB	Dummy job to specify the start of the Batch Aggregation Cycle.	Daily	
MFP_BATCH_AGG_D_JOB	To schedule any daily batch aggregation jobs.	Daily	Runs Daily Batch Calcs or Aggregations.
MFP_BATCH_AGG_W_JOB	To schedule any weekly batch aggregation jobs.	Weekly	Runs Weekly Batch Calcs or Aggregations.
MFP_BATCH_AGG_END_JOB	Dummy job to specify the end of the Batch Aggregation Cycle.	Daily	
MFP_POST_DATA_IMP_START_JOB	Dummy job to specify the start of application-specific data imports after the calc cycle.	Daily	
MFP_POST_DATA_IMP_RDX_D_JOB	To schedule any daily application-specific data imports from RAP integration after the calc cycle.	Daily	
MFP_POST_DATA_IMP_OBS_D_JOB	To schedule any daily application-specific data imports from Object Storage after the calc cycle.	Daily	
MFP_POST_DATA_IMP_RDX_W_JOB	To schedule any weekly application-specific data imports from RAP integration after the calc cycle.	Weekly	Imports Forecasts from RI, if RDX is enabled.
MFP_POST_DATA_IMP_OBS_W_JOB	To schedule any weekly application-specific data imports from Object Storage after the calc cycle.	Weekly	

<b>MFP Job Name</b>	<b>Description/Comments</b>	<b>Daily/Weekly</b>	<b>Template Configuration</b>
MFP_POST_DATA_IMP_END_JOB	Dummy Job, to specify the end of application-specific data imports after the calc cycle.	Daily	
MFP_POST_EXP_START_JOB	Dummy job to specify the start of post-batch exports.	Daily	
MFP_POST_EXP_RDX_D_JOB	To schedule any daily data exports from RAP integration after the calc cycle.	Daily	
MFP_POST_EXP_OBS_D_JOB	To schedule any daily data exports from Object Storage after the calc cycle.	Daily	
MFP_POST_EXP_RDX_W_JOB	To schedule any weekly data export from RAP integration after the calc cycle.	Weekly	
MFP_POST_EXP_OBS_W_JOB	To schedule any weekly data exports from Object Storage after the calc cycle.	Weekly	
MFP_POST_EXP_END_JOB	Dummy job to specify the end of post-batch exports.	Daily	
MFP_WB_BUILD_START_JOB	Dummy job to specify the start of workbook build/refresh jobs.	Daily	
MFP_WB_BUILD_D_JOB	To schedule any workbook build/refresh steps daily.	Daily	Runs daily scheduled workbook builds and refresh.
MFP_WB_BUILD_W_JOB	To schedule any workbook build/refresh steps weekly.	Weekly	Runs weekly scheduled workbook builds and refresh.
MFP_WB_BUILD_END_JOB	Dummy job to specify the end of workbook build/refresh jobs.	Daily	
MFP_ADHOC_XX_JOB	To schedule any adhoc jobs with the batch execution set name as a parameter. XX varies from 01 to 10. 10 Jobs available to schedule any adhoc steps with any set name as the parameter.	Adhoc	