

Oracle® Retail Brand Compliance Management Cloud Service Release Readiness Guide



Release 20.0

F40905-01

April 2021

The Oracle logo, consisting of a solid red square with the word "ORACLE" in white, uppercase, sans-serif font centered within it.

ORACLE®

Copyright © 2021, Oracle and/or its affiliates.

This software and related documentation are provided under a license agreement containing restrictions on use and disclosure and are protected by intellectual property laws. Except as expressly permitted in your license agreement or allowed by law, you may not use, copy, reproduce, translate, broadcast, modify, license, transmit, distribute, exhibit, perform, publish, or display any part, in any form, or by any means. Reverse engineering, disassembly, or decompilation of this software, unless required by law for interoperability, is prohibited.

The information contained herein is subject to change without notice and is not warranted to be error-free. If you find any errors, please report them to us in writing.

If this is software or related documentation that is delivered to the U.S. Government or anyone licensing it on behalf of the U.S. Government, then the following notice is applicable:

U.S. GOVERNMENT END USERS: Oracle programs (including any operating system, integrated software, any programs embedded, installed or activated on delivered hardware, and modifications of such programs) and Oracle computer documentation or other Oracle data delivered to or accessed by U.S. Government end users are "commercial computer software" or "commercial computer software documentation" pursuant to the applicable Federal Acquisition Regulation and agency-specific supplemental regulations. As such, the use, reproduction, duplication, release, display, disclosure, modification, preparation of derivative works, and/or adaptation of i) Oracle programs (including any operating system, integrated software, any programs embedded, installed or activated on delivered hardware, and modifications of such programs), ii) Oracle computer documentation and/or iii) other Oracle data, is subject to the rights and limitations specified in the license contained in the applicable contract. The terms governing the U.S. Government's use of Oracle cloud services are defined by the applicable contract for such services. No other rights are granted to the U.S. Government.

This software or hardware is developed for general use in a variety of information management applications. It is not developed or intended for use in any inherently dangerous applications, including applications that may create a risk of personal injury. If you use this software or hardware in dangerous applications, then you shall be responsible to take all appropriate fail-safe, backup, redundancy, and other measures to ensure its safe use. Oracle Corporation and its affiliates disclaim any liability for any damages caused by use of this software or hardware in dangerous applications.

Oracle and Java are registered trademarks of Oracle and/or its affiliates. Other names may be trademarks of their respective owners.

Intel and Intel Inside are trademarks or registered trademarks of Intel Corporation. All SPARC trademarks are used under license and are trademarks or registered trademarks of SPARC International, Inc. AMD, Epyc, and the AMD logo are trademarks or registered trademarks of Advanced Micro Devices. UNIX is a registered trademark of The Open Group.

This software or hardware and documentation may provide access to or information about content, products, and services from third parties. Oracle Corporation and its affiliates are not responsible for and expressly disclaim all warranties of any kind with respect to third-party content, products, and services unless otherwise set forth in an applicable agreement between you and Oracle. Oracle Corporation and its affiliates will not be responsible for any loss, costs, or damages incurred due to your access to or use of third-party content, products, or services, except as set forth in an applicable agreement between you and Oracle.

Contents

1 Feature Summary

Noteworthy Enhancements	1-1
General Updates	1-2
Project Scheduling Tools	1-2
Project Linking Improvements	1-4
Additional Reports	1-6
Post Release Tasks & Impact on Existing Installation	1-9
Permissions: Finished Product Standards	1-9
Permissions	1-11
System Text	1-12
Project Scheduling Tools	1-13
Project Linking Improvements	1-13
Additional Reports	1-13
Enabling Artwork with SSO	1-13
Enabling User Roles	1-13

2 Browser Requirements

3 Noteworthy Resolved Issues

4 Deprecated Features

Preface

This guide outlines the information you need to know about Oracle Retail Brand Compliance Management Cloud Service new or improved functionality in this update, and describes any tasks you might need to perform for the update. Each section includes a brief description of the feature, the steps you need to take to enable or begin using the feature, any tips or considerations that you should keep in mind, and the resources available to help you.

Audience

This document is intended for the users and administrators of the Oracle Retail Brand Compliance Management Cloud Service.

Documentation Accessibility

For information about Oracle's commitment to accessibility, visit the Oracle Accessibility Program website at <http://www.oracle.com/pls/topic/lookup?ctx=acc&id=docacc>

Access to Oracle Support

Oracle customers that have purchased support have access to electronic support through My Oracle Support. For information, visit <http://www.oracle.com/pls/topic/lookup?ctx=acc&id=info> or visit <http://www.oracle.com/pls/topic/lookup?ctx=acc&id=trs> if you are hearing impaired.

Customer Support

To contact Oracle Customer Support, access My Oracle Support at the following URL: <https://support.oracle.com>

When contacting Customer Support, please provide the following:

- Product version and program/module name
- Functional and technical description of the problem (include business impact)
- Detailed step-by-step instructions to re-create
- Exact error message received
- Screen shots of each step you take

Oracle Help Center (docs.oracle.com)

Oracle Retail product documentation is available on the Oracle Help Center at <https://docs.oracle.com/en/industries/retail/index.html>.

(Data Model documents can be obtained through My Oracle Support.)

Comments and Suggestions

Please give us feedback about Oracle Retail Help and Guides. You can send an e-mail to: retail-doc_us@oracle.com

Oracle Retail Cloud Services and Business Agility

Oracle Retail Brand Compliance Management Cloud Service is hosted in the Oracle Cloud with the security features inherent to Oracle technology and a robust data center classification, providing significant uptime. The Oracle Cloud team is responsible for installing, monitoring, patching, and upgrading retail software.

Included in the service is continuous technical support, access to software feature enhancements, hardware upgrades, and disaster recovery. The Cloud Service model helps to free customer IT resources from the need to perform these tasks, giving retailers greater business agility to respond to changing technologies and to perform more value-added tasks focused on business processes and innovation.

Oracle Retail Software Cloud Service is acquired exclusively through a subscription service (SaaS) model. This shifts funding from a capital investment in software to an operational expense. Subscription-based pricing for retail applications offers flexibility and cost effectiveness.

1

Feature Summary

This chapter describes the feature enhancements in this release.

Noteworthy Enhancements

This guide outlines the information you need to know about new or improved functionality in the Oracle Retail Brand Compliance Management Cloud Service update and describes any tasks you might need to perform for the update. Each section includes a brief description of the feature, the steps you need to take to enable or begin using the feature, any tips or considerations that you should keep in mind, and the resources available to help you.

 **Note:**

Where new fields, User Interface (UI) changes, or glossary entries are introduced as part of a change, the portal owner may need to apply their own translations of the core system text.

Column Definitions

- **Feature:** Provides a description of the feature being delivered.
- **Module Impacted:** Identifies the module impacted associated with the feature, if any.
- **Scale:** Identifies the size of the feature. Options are:
 - **Small:** These UI or process-based features are typically comprised of minor field, validation, or program changes. Therefore, the potential impact to users is minimal.
 - **Larger:** These UI or process-based features have more complex designs. Therefore, the potential impact to users is higher.
- **Delivered:** Is the new feature available for use immediately after upgrade or must the feature be enabled or configured? If no, the feature is non-disruptive to end users and action is required (detailed steps below) to make the feature ready to use.
- **Customer Action Required:** You must take action before these features can be used. These features are delivered disabled and you choose if and when to enable them.

Table 1-1 Noteworthy Enhancements

Feature	Module Impacted	Scale	Delivered	Customer Action Required?
General Updates	Admin Reports	Small	Yes	No
Project Scheduling Tools	Project	Larger	Yes	No
Project Linking Improvements	Project	Larger	Yes	No
Additional Reports	Reports	Larger	Core report formats are enabled	Yes Schedule required reports

General Updates

- **Legacy Reports Removed**

The legacy (JasperSoft) reporting facility is now removed from the application, so the Legacy Reports option in the Navigation bar is removed, as is the Reporting Server URL system parameter.

The option to download the JasperSoft license from the Legal Notices page is removed.

- **New Environment Variable System Parameter**

A new environment variable system parameter is added to the Global page of the System Parameters record. The *Base URL (ENV)* parameter is used to override the base host URL.

- **Redundant Columns Removed from List Views**

The Data column is removed from the Manage Mandatory Field Rules and Manage Specification Locking Rules list views, and the RTF Template column is removed from the Manage Report Templates list view. These columns contained the name of the Java object, so were of no use to the user.

- **Change of No-Reply Email Address**

The no-reply email address from which ORBC system-generated emails are sent is standardized as: `no-reply@orbc.retail.oraclecloud.com`

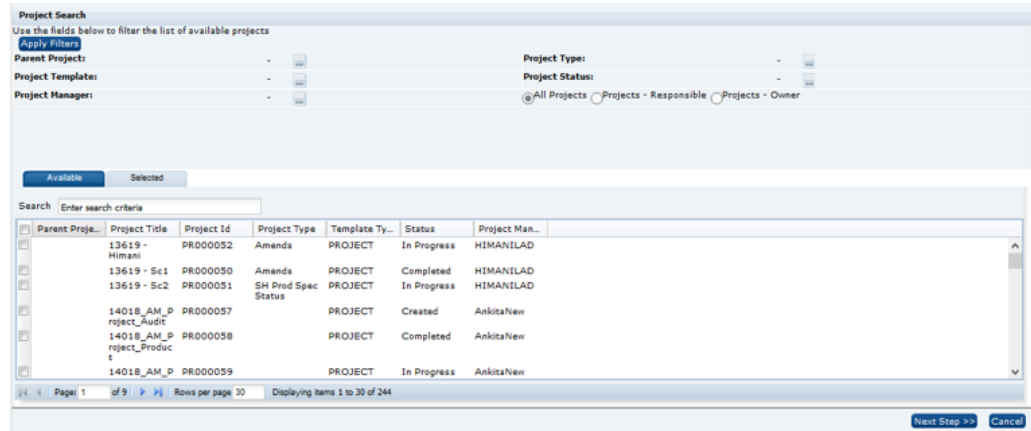
Project Scheduling Tools

A new multiple project update wizard provides a method of updating and scheduling projects in a single process, including the following features:

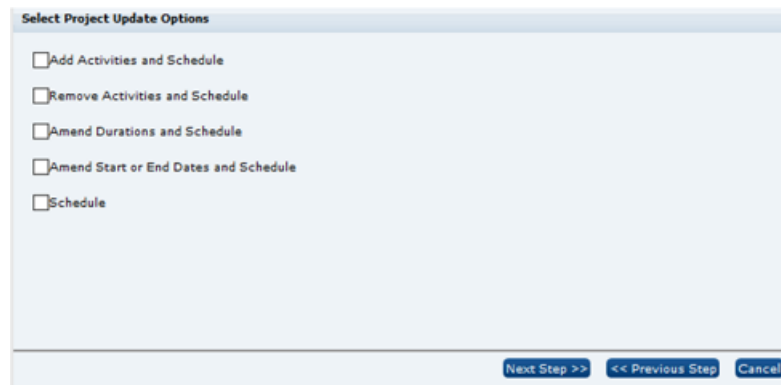
- Add Activities
- Remove Activities
- Amend Activity Duration

- Set Project Start/End Date
- Schedule Project

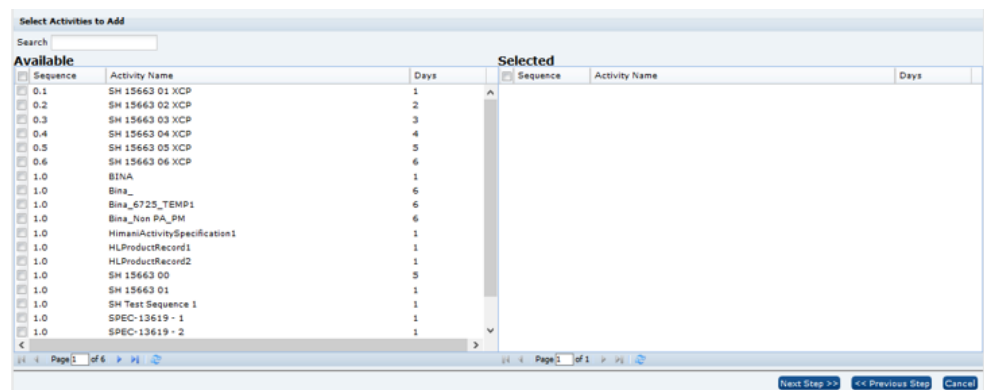
A **Schedule Projects** option opens a dialog box with filtering options to search for the projects to be actioned.



Clicking Next Step presents a page of the actions to be applied to the selected projects.



- If the **Add Activities and Schedule**, **Remove Activities and Schedule**, or **Amend Durations and Schedule** option is selected, the next step presents a list of activities for selection.



The **Amend Durations and Schedule** option then presents the list of selected activities for entry of the duration days of each.

Sequence	Activity Name	Days
0.6	SH 15663 06 XCP	<input type="text"/>
1	HLProductRecord1	<input type="text"/>
1	SH 15663 00	<input type="text"/>

- If the Amend Start or End Dates and Schedule option is selected, the next step prompts for the start and end dates.

- Finally, the Schedule Activities step is always be presented, regardless of which options have been selected, for the selection of the scheduling method:

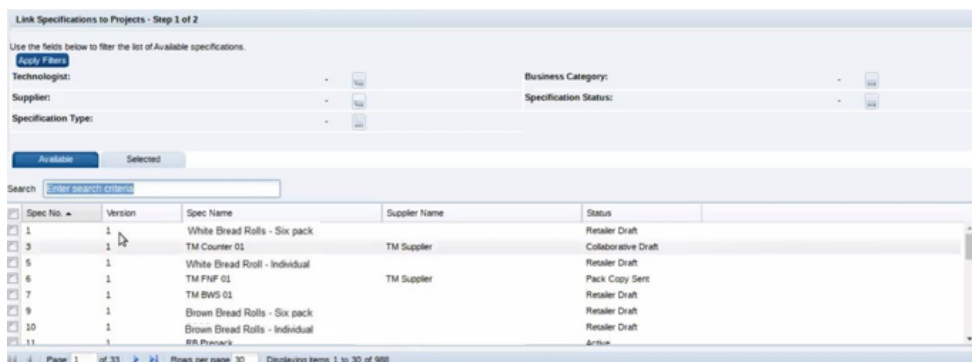
A confirmation prompt is then presented, followed by the submission of a batch job to perform the selected actions. On completion, an email notification is sent.

Project Linking Improvements

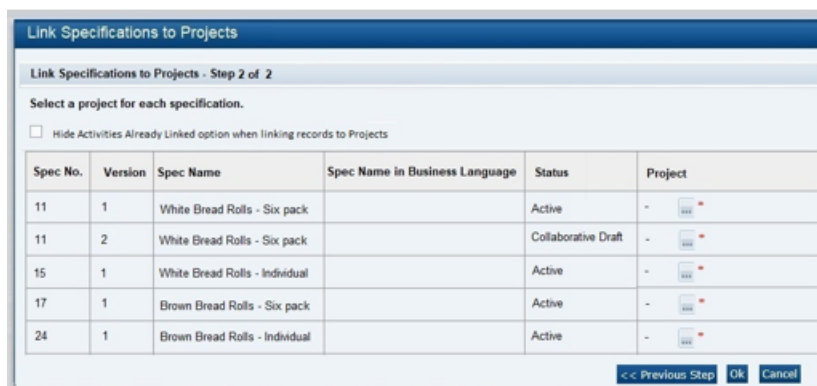
Enhancements are made to the project linking and unlinking facilities:

1. A new **Project Linking** wizard to streamline the process of linking Product Specifications to Projects, allowing for multiple specifications to be linked to their projects in a single action.

From a list view of specifications, selecting the **Link Specifications to Projects** action opens a dialog box with filtering options to search for the specifications to be linked.



Clicking Next Step presents a page of the selected specifications for selection of the project activities to be linked.



The option to exclude those that are already linked to a specification is controlled by a new system parameter.

Following confirmation, a batch job is submitted to perform the linking. On completion, an email notification is sent.

2. A facility to simplify the process of **unlinking multiple records** (such as Specifications or Audits/Visits) from projects is provided. Users with the Project Manager or Project Administrator authority profile can select a number of projects to be unlinked, using a single action.

The Unlink action (either when editing the Project's Linked Records page, or from the Project Links section / page when editing a linked record) initiates the process to unlink the record from the project activity. It also unlinks any other activities within the project that are linked to the record, where they share the same Linkage Group. The status of the activity is reset to Not Started, unless other records remain linked to it.

Additional Reports

The fifth phase of the initial set of standard BI Publisher report templates is made available within the Reports module. The new reports are available for scheduling, and may be copied and adapted to form custom variants.

The following standard reports are made available:

Report	Description
CR32 Supplier/Site Contacts	<p>The report searches Contacts by role, listing the Supplier or Site Contact details by contact role for those that match the specified role.</p> <p>The granularity of the report is Contact, so the output is a single row per contact, with their roles concatenated within supplier roles and site roles columns. Provides a similar output to the <i>Download to Excel</i> action on the Contacts list view. Site code, name, type, and technologist details are concatenated in the event of multiple sites.</p> <p>The output is a single row per contact, showing all the contact's supplier/site roles. For example, if the filter was <i>Main Contact</i>, the output only includes contacts that had that role, but the column in the report would show all the contacts' roles.</p>
CR35 Project Resource	<p>The report presents a bar chart of Projects, showing the number of working days for Teams, Roles and Individuals, based on the Activities associated with the Responsible users, by date range of activity scheduled start and end dates.</p> <p>Specify a date range as a relative value, such as <i>this week</i>, <i>this month</i>, or <i>the next x months</i>.</p> <p>The output can be narrowed by Project Type; Business Category; Project Name; Activity Name.</p>
CR61 Supplier Attachments	<p>Based on Attachments in the Supplier record, the report searches Suppliers where the specified filters are met, and returns a list of Attachment details.</p> <p>If no attachments are found for a Supplier, no result is returned for that Supplier.</p>
CR62 Site Attachments	<p>Based on Attachments in the Site record, the report searches Sites where the specified filters are met, and returns a list of Attachment details.</p> <p>If no attachments are found for a Site, no result is returned for that Site.</p>

Report	Description
CR63 Specification Attachments	<p>Based on Attachments section of all types of Specification, the report searches Product Specifications where the specified filters are met, and returns a list of Attachment details.</p> <p>If no attachments are found for a Specification, no result is returned for that specification.</p>
CR64 BWS Product Characterisation Statements	<p>Three versions: a) BWS Product Characterisation Statements (Country of Origin); b) BWS Product Characterisation Statements (Age/Vintage); c) BWS Product Characterisation Statements (Additional Information).</p> <p>The report is based on the Product Characterisation section for BWS Specs, and finds any Specifications which meet the specified filters, including Product Country of Origin.</p>
CR65 BWS Ingredient Composition & Origin	<p>The report is based on the Product Composition tab in BWS Specifications, and finds any Specifications which meet the specified filters, including Ingredient and Ingredient Country.</p>
CR66 Packaging Recycling Icons	<p>The report is based on the Recycling Icons table, in the Packaging section of all types of specification (except Produce), and finds any specifications that meet the specified filters, including the Recycling Icon Text.</p>
CR67 Product Shelf Life (FNF)	<p>Based on the FNF Storage section, the report searches Product Specifications where the Supplier or Business Category matches the specified value.</p> <p>The report lists details from the Stability table.</p> <p>Can search for multiple suppliers or business categories.</p>
CR68 Produce Secondary Sites	<p>The report searches Produce Product Records for those containing any Secondary Sites for specified Functions or Countries.</p>
CR69 Produce Treatments & Allergens	<p>The report searches Produce Product Records for those containing any specified Post Harvest Treatments or Allergens.</p>
CR70 Site Sourcing Details & Growers	<p>Based on the Sourcing Details tab in Site records, the report returns Sourcing and Grower List details for Sites meeting the specified filter values.</p>
CR71 Counter Ticket Details	<p>Two versions: a) Counter Ticket Details; b) Counter Ticket Details Additional Details.</p> <p>The report is based on the Counter Ticket section, and finds any Specifications meet the specified filters, including Product Country of Origin.</p>

Report	Description
CR72 Specification Summary - Line Level Data	The report is based on the Main Details section for all specification types, providing summary line data for specifications meeting the specified values, including Status, Spec Type and Business Categories.
CR73 Active Products Summary - Line Level Data	The report is based on the Product Record details for all active Product Records (including Produce), providing summary line data for products meeting the specified values, including, Spec Type and Business Categories.
CR74 New Sites	The report lists Site records with a Created On date that is newer than a specified period from the date the report is run, using a relative date filter.
CR75 Site Audit Summary	<p>The report provides a high-level summary of Site records, showing details from the Last and Next Audits of each audit/visit types.</p> <p>The report shows multiple rows per site, dependent upon the number of Audit/Visit Types against the site. For each Audit/Visit Types:</p> <ul style="list-style-type: none"> • The last audit/visit is based on the latest change history Changed On date from the audit details where the status is Completed, Failed or Abandoned. • The next audit/visit is based on the earliest change history Changed On date where the status is Scheduled, In Progress, Awaiting Corrective Action, Awaiting Sign-off or Awaiting Amendment. <p>A status of Not Progressed is ignored.</p>
CR76 Temporary Specifications	<p>The report is based on Temporary Specifications for all specification types.</p> <p>Data is only returned for specifications that have one or more Temporary specifications.</p> <p>Suggested Filters include the Temporary specification's Effective From and Effective To Dates.</p>

Report	Description
CR85 Sites with Audit-Visit	<p>The report lists Audits/Visits of a specified type, by Site.</p> <p>The search can be filtered to only include Audits/Visits at a particular status. If searching for <i>completed</i> Audits/Visits, a further refinement can be made using the completion date – for example, to list sites that have an Ethics audit, which has been completed in the last 12 months.</p> <p>This report can be used as a basis for determining which active sites do not have the specified type of Audit/Visit. This is achieved by running a separate report, using the Sites data source query, to generate a list of active sites. The two outputs can then be crosschecked in Excel, or similar tool, to determine which sites appear in the active list, but not in the list of those with a completed Audit/Visit.</p>

 **Note:**

Reports CR38 and CR39 are superseded by report CR85.

Post Release Tasks & Impact on Existing Installation

The following post release tasks and impact on an existing installation must be taken into account as part of this release.

Permissions: Finished Product Standards

For existing installations, if the Chemical or Microbiological pages within the FPS section are required to be hidden, the following changes can be made to the Permissions spreadsheet.

Add the following rows to the Specification page, as required.

Record	Authority Profile	Data		User Mode	Access Level
		Record	Page		
Product	Retailer Specification Editor	FOOD FINISHED PRODUCT STANDARDS SECTION	chemicalStandardsPage	NORMAL	H

Record	Authority Profile	Data		User Mode	Access Level
		Record	Page		
Product	Retailer Specification Editor	CNF FINISHED PRODUCT STANDARDS SECTION	chemicalStandardsPage	NORMAL	H
Product	Retailer Specification Editor	FNF FINISHED PRODUCT STANDARDS SECTION	chemicalStandardsPage	NORMAL	H
Product	Retailer Specification Editor	BWS FINISHED PRODUCT STANDARDS SECTION	chemicalStandardsPage	NORMAL	H
Product	Retailer Specification Editor	PRODUCE PRODUCT STANDARDS SECTION	chemicalStandardsPage	NORMAL	H
Product	Retailer Specification Editor	FOOD FINISHED PRODUCT STANDARDS SECTION	microBiologicalStandardsPage	NORMAL	H
Product	Retailer Specification Editor	CNF FINISHED PRODUCT STANDARDS SECTION	microBiologicalStandardsPage	NORMAL	H
Product	Retailer Specification Editor	FNF FINISHED PRODUCT STANDARDS SECTION	microBiologicalStandardsPage	NORMAL	H
Product	Retailer Specification Editor	BWS FINISHED PRODUCT STANDARDS SECTION	microBiologicalStandardsPage	NORMAL	H
Product	Retailer Specification Editor	PRODUCE PRODUCT STANDARDS SECTION	microBiologicalStandardsPage	NORMAL	H

The instructions for downloading and uploading the amended Permissions spreadsheet are as follows:

1. Log in as an Oracle Authorized Administrator user and go to Company > Admin > Roles & Permissions.
2. Open the Permissions page.

3. Download the active spreadsheet by selecting the row with *true* in the Active Permissions column, click *Download Selected*, and save locally.
4. Edit the downloaded spreadsheet, make the changes described above, then save the spreadsheet.
5. Upload the edited spreadsheet by clicking *Upload Permissions*, select the spreadsheet and click Ok.
6. Apply the changes by selecting the uploaded spreadsheet row and click *Process Selected*, then *Ok* to confirm.

Permissions

The fix to make the Synchronize Workflow action available to Oracle Authorized Administrator users (item 29777965) requires the following to be added to the Permissions spreadsheet.

Add the entries below to the bottom of each designated page.

Page	Record (A)	Authority Profile (B)	Action (E)	Data Record (F)	User Mode (L)	Access Level (M)
Alert	Alert	Oracle Authorized Administrator	SYNCHRO NISE WORKFLOW	Alert	NORMAL	Y
AlertResponse	AlertResponse	Oracle Authorized Administrator	SYNCHRO NISE WORKFLOW	Alert Response	NORMAL	Y
AuditVisit	Audit/Visit	Oracle Authorized Administrator	SYNCHRO NISE WORKFLOW	Audit/Visit	NORMAL	Y
AVIssue	Audit/Visit Issue	Oracle Authorized Administrator	SYNCHRO NISE WORKFLOW	Audit/Visit Issue	NORMAL	Y
Site	Site	Oracle Authorized Administrator	SYNCHRO NISE WORKFLOW	Site	NORMAL	Y
Supplier	Supplier	Oracle Authorized Administrator	SYNCHRO NISE WORKFLOW	Supplier	NORMAL	Y
Specification	Product	Oracle Authorized Administrator	SYNCHRO NISE WORKFLOW	Product Specification	NORMAL	Y
Specification	Product	Oracle Authorized Administrator	SYNCHRO NISE WORKFLOW	Temporary Produce Spec	NORMAL	Y

Page	Record (A)	Authority Profile (B)	Action (E)	Data Record (F)	User Mode (L)	Access Level (M)
Specificatio n	Product	Oracle Authorized Administrat or	SYNCHRO NISE WORKFLO W	Specificatio n Template	NORMAL	Y
Product	Product	Oracle Authorized Administrat or	SYNCHRO NISE WORKFLO W	Product Record	NORMAL	Y
Product	Product	Oracle Authorized Administrat or	SYNCHRO NISE WORKFLO W	Produce Product Record	NORMAL	Y
Surveillance	SurvTestRe port	Oracle Authorized Administrat or	SYNCHRO NISE WORKFLO W	SURV TEST REPORT	NORMAL	Y
Scorecard	Scorecard	Oracle Authorized Administrat or	SYNCHRO NISE WORKFLO W	Scorecard	NORMAL	Y
MyProject	Project	Oracle Authorized Administrat or	SYNCHRO NISE WORKFLO W	Project	NORMAL	Y
MyProject	Project	Oracle Authorized Administrat or	SYNCHRO NISE WORKFLO W	ACTIVITY	NORMAL	Y

The instructions for downloading and uploading the amended Permissions spreadsheet are as follows:

1. Log in as an Oracle Authorized Administrator user and go to Company > Admin > Roles & Permissions.
2. Open the Permissions page.
3. Download the active spreadsheet by selecting the row with *true* in the Active Permissions column, click *Download Selected*, and save locally.
4. Edit the downloaded spreadsheet, make the changes described above, then save the spreadsheet.
5. Upload the edited spreadsheet by clicking *Upload Permissions*, select the spreadsheet and click *Ok*.
6. Apply the changes by selecting the uploaded spreadsheet row and click *Process Selected*, then *Ok* to confirm.

System Text

The following items of system text are added automatically during the release process, however any custom or translation overrides must be added manually, by the retailer administrator:

- The *Set To* field label for the Project Status (item 31595183).
- The new *Base URL (ENV)* system parameter.

Project Scheduling Tools

For upgraded installations, the existing Projects action menu option of Add Activity and Schedule will be replaced with a Schedule Projects wizard which incorporates this existing feature. The Schedule Projects wizard generates a batch job on successful completion. The batch job will generate a start and new project update end email notification. The end email notification will include project update pass and fail information. The new end email template (MULTIPROJECTUPDEND) can be customized by the administrator, if required.

Project Linking Improvements

The new system parameter to hide activities that are already linked to a record provides the default for this option when linking projects. In existing systems, change the default setting (unchecked), if required. The new Project Linking email template (LINKSPECTOPROJECT) can be customized by the administrator, if required.

Additional Reports

New reports become available. Configure a schedule for those required to be run.

Enabling Artwork with SSO

Artwork is not a core Brand Compliance module, but a third-party add-on application. This process enables the integration with the third-party Artwork application, where it is used.

For existing installations that use the Artwork module, in order to configure single sign on (SSO) between Brand Compliance and the Artwork solution (using IDCS authentication), the following steps must be taken by the Customer or their Partner:

1. Ensure the MYARTWORK external system has been created in Brand Compliance PROD and STAGE.
2. Raise an SR service requesting for creation of the Artwork Application for PROD and STAGE. The call back URLs and IDCS URLs must be provided in the SR.
3. Once created, you will be able to gather the Client ID and Client Secret from IDCS.

Refer to the Artwork chapter in the *Oracle Retail Brand Compliance Management Cloud Service Administration Guide* for the full process for enabling Artwork with SSO.

Enabling User Roles

If they do not already exist, configure the *Power User*, *Account Administrator*, *Assistant Technologist*, and *Site Inspector* user roles, and assign to the appropriate users.

2

Browser Requirements

 **Note:**

Oracle Retail assumes that the retailer has ensured its Operating System has been patched with all applicable Windows updates.

The following browsers are supported:

- Mozilla Firefox
- Microsoft Edge
- Google Chrome (Desktop)

Microsoft has deprecated Internet Explorer 11 in Windows 10 and recommends using Edge as the default browser. Refer to the [Oracle Software Web Browser Support Policy](#) for additional information.

3

Noteworthy Resolved Issues

This following table highlights specific key fixes that are included in this release. In some cases, only a percentage of the overall fixed defects are listed.

Affected Component	Defect Number	Description
General: Administration	29777965	Access to the Synchronize Workflow action A fix has been made to permit users with the Oracle Authorized Administrator authority profile to access the Synchronize Workflow action, which is used when necessary to re-synchronize a record's workflow. Previously, the action was only available to the root user login. See the Post Release Tasks for instructions on making the necessary Permissions changes.
General: Favorites	31017993	Error when adding to Favorites A fix has been made to rectify an error when attempting to add a document as a Favorite. The issue occurred when the document had an ill-formed title, such as a single, unpaired < character.
General: Language Selector	31218618	Language selector sequence A fix has been made to correct an issue with the sequence of the Language selector in certain cases, such as creation of a new Supplier. The list is now correctly presented in the order defined by the Priority field in the Languages glossary. As part of the fix, the field type has been changed from a combo box to a list selector.
General: News Items	31685594	Error when uploading image to News Item A fix has been made to rectify an error when attempting to upload an image to a News Item.

Affected Component	Defect Number	Description
General: System Text	31688386, 31730774	<p>English overrides created when importing System Text</p> <p>A fix has been made to rectify an issue with overrides being incorrectly created for the English (British) base language when an administrator user with an alternative language imported system text.</p>
General: Users	31428090	<p>Users removed from IDCS legacy group</p> <p>A fix has been made to rectify an issue with the hourly batch job that synchronizes user updates between Brand Compliance and Identity Cloud Service (IDCS).</p> <p>The issue resulted in the user being removed from the <i>XX_BC_User</i> legacy IDCS group.</p>
Global Network Bus: Contacts	30984931	<p>Error when synchronizing Contact data</p> <p>A fix has been made to rectify an error that occurred when synchronizing Supplier Contacts.</p> <p>When the login id and the email address are changed against a supplier/site user on a satellite system, running a 17.0 version, this is causing an issue when trying to reflect this change on the global system, when running an 18.2 version.</p> <p>From release 18.2, Oracle Identity Cloud Service (IDCS) manages users' login ids and email addresses. There is no ability to change them in Brand Compliance</p> <p>The fix ensures that the email address remains synchronized between satellite portals that are not controlled by IDCS, and the global portal to prevent this issue.</p>
Product: Product Specifications	NA	<p>Incorrect mapping of product variant in Pack Copy File</p> <p>A fix has been made to rectify an issue with the mapping of the product header and the Retailer Product Number field in the Pack Copy file. The issue occurred when the specification contained multiple product variants.</p>

Affected Component	Defect Number	Description
Product: Product Specifications	NA	<p>SRP Reason missing from Pack Copy File</p> <p>A fix has been made to rectify an issue with the Shelf Ready Packaging Reason field being missing from the Pack Copy file.</p>
Product: Product Specifications	NA	<p>Issues with Nutri-Score Category glossary export</p> <p>The option to export the Nutri-Score Categories glossary within the Product Specifications administration area is no longer available.</p> <p>Due to the complexity of this glossary, it is not suited to the import/export facility. The Export option has been removed from the Actions menu of the glossary's list view, and the option to bulk export glossaries now excludes this glossary. The Import option remains for the initial setup of the base glossary contents.</p>
Product: Product Specifications	NA	<p>Allergen Statement not showing bold text in Pack Copy File</p> <p>A fix has been made to rectify an issue with bold text in the Allergy & Dietary Advice Declaration statement not being carried through to the Pack Copy file.</p>
Product: Product Specifications	NA	<p>Error when printing Pack Copy Types</p> <p>A fix has been made to rectify an error when selecting to print entries in the Pack Copy Types glossary.</p>
Product: Product Specifications	29273310, 31383066	<p>Unable to hide pages in FPS Specification section</p> <p>A fix has been made to rectify an error that occurred when attempting to configure the Permissions rules to hide pages within the Product Specification's Finished Product Standards section.</p> <p>The fix has been applied to the Food, Formulated Non Food, Constructed Non Food, Beers Wines & Spirits, and Produce specification types.</p> <p>See Post Release Tasks for an example of how to edit the Permissions spreadsheet with rules to hide the Chemical Standards and Microbiological Standards pages in the FPS section.</p>

Affected Component	Defect Number	Description
Product: Product Specifications	29875591, 30568758, 30633216	<p>Issues with Front of Pack Nutrition Scoring</p> <p>A fix is made to rectify an issue in the Front of Pack Nutrition Scoring Rules glossary, in the Product Global Glossaries admin area. The issue resulted in rows of the Score Bandings table being hidden.</p> <p>The fix addresses a related issue where the front of pack nutrition score color coding was not present in the product specification's Nutrition section.</p>
Product: Product Specifications	30456410	<p>Temporary specifications list view does not save site details</p> <p>The issue occurred where the site information was not saved when creating temporary specifications of type Processed/Manufactured. Null values were saved at the list view level such that when the data was downloaded, site information was not populated for the temporary specifications.</p> <p>A fix has been implemented to ensure the site information is populated for newly created temporary specifications of type Processed/Manufacture.</p>
Product: Product Specifications	30574454, 31210885	<p>Issues saving updates in the Finished Products Standards section</p> <p>A fix has been implemented to resolve user updates not being saved to the Microbiological Classification tables, within the Finished Products Standards section of product specifications. The issue occurred when a user was entering details into the Microbiological table and clicked Save on the specification. If the user continued to enter more details into the Microbiological table, then these additional details after the save were being lost. A temporary work around was to perform a Save and Exit on the specification and then afterwards reedit the specification and make the subsequent changes.</p> <p>This fix also addresses the same issue on the Product Standards section of Produce Specifications.</p>

Affected Component	Defect Number	Description
Product: Product Specifications	30813639	<p>Use on Pack data cleared when creating a new version of a Specification</p> <p>A fix has been made to rectify an issue with the Certificates Use on Pack data not being retained in the Specification's Other Labelling Copy section on creation of a new version of the specification.</p>
Product: Product Specifications	30995670, 31144209	<p>Nutrient value limited to N5.N8, increased to N8.N8</p> <p>The format of the <i>numeric</i> fields within the Nutrients table on the Nutrition section has been updated to increase the size of the value that can be entered. This is to support necessary requirements for some customers. The new format is N8.N8, xxxxxxxx.xxxxxxxx (maximum 8 digits before decimal place, 8 digits after).</p>
Product: Product Specifications	31190597	<p>Missing values in a combined specification's Recipe section</p> <p>A fix has been made to rectify an issue with compound ingredients having values missing from the Recipe section when two product specifications had been combined. The issue occurred where the recipe was nested to two levels or more.</p>
Product: Product Specifications	31304200	<p>Unable to edit combined specification's Nutrition section</p> <p>A fix has been made to rectify an issue with it not being possible to edit the Nutrition section of a combined specification after unlocking the section.</p>
Product: Product Specifications	31335714, 31340984	<p>Convert precision of values in specification's Nutrition section</p> <p>A fix has been made to the update script that runs during the release process, to correct the conversion of nutrient values in the specification's Nutrition section. The fix ensures the new precision of 8 integers and 8 decimals is applied.</p>
Product: Product Specifications	31401008	<p>Apostrophe not displaying in Advanced Packaging section</p> <p>A fix has been made to rectify an issue with the apostrophe character being missing from the table headings in the specification's Advanced Packaging section.</p>

Affected Component	Defect Number	Description
Product: Product Specifications	31446475	<p>Pack Copy Required not showing language translation</p> <p>A fix has been made to ensure language translations are applied to the Pack Copy Required radio button in the specification's Multi Pack section, when in edit mode. Previously always in English, it now shows in the user's language.</p>
Product: Product Specifications	31450438	<p>Special characters not displaying in Nutrition Footnote Table</p> <p>A fix has been made to ensure special characters are correctly displayed within the Footnote Table of the specification's Nutrition section.</p>
Product: Product Specifications	31478066	<p>Finished Product Standards section duplicates header information</p> <p>On the Microbiological Standards tab of the Finished Product Standards section for product specifications, the header information was being incorrectly duplicated. A correction has been applied to remove this duplicated information from this Microbiological Standards tab.</p>
Product: Product Specifications	31599559	<p>Shipping Case Codes not appearing in non-food Pack Copy files</p> <p>A fix has been made to rectify an issue with Shipping Case Codes not appearing in the Pack Copy files for Formulated Non Food and Constructed Non Food specifications.</p>
Product: Product Specifications	31838310, 31841656, 31900560	<p>Pack Copy File missing translated system text</p> <p>A fix has been made to rectify an issue with the translation of system text labels in Pack Copy files for languages that use the extended character set, such as Chinese and Russian.</p> <p>The issue occurred in Pack Copy and Counter Ticket files for all specification types. The installation process has been adjusted to include the installation of the Albany fonts, which provide the extended ASCII (non-Latin) characters.</p>

Affected Component	Defect Number	Description
Product: Surveillance	30516184	<p>Surveillance test reports not uploading site codes which do not match the product code</p> <p>The issue occurs when site codes do not match any of the site codes on the Product Record. This issue has been resolved so when the system parameter Use Site Codes is set to Yes, if a site code does not match a site code on the Product Record, an import error will be generated to allow it to be corrected or ignored. However, the site code must still be a valid site code for the corresponding supplier.</p>
Product: Surveillance	31117652	<p>Unable to load surveillance reports due to errors</p> <p>Further improvements have been made to the pre-validation routine for the Surveillance Test Report upload to reduce the timeout exceptions that can be experienced.</p> <p>Additionally, an issue of case sensitivity was included as part of 17.0.15.5, for the Country of Origin, Sample Type, Lab Opinion, Test Name, and Units. This case sensitivity has now been removed.</p> <p>Current recommendation is to still keep the Surveillance Test Report that is uploaded to be around the 500 rows in Excel.</p>
Project: Project Briefs	30246164	<p>Brief extract fails when criteria includes a date filter</p> <p>To reduce the brief extract file size to within the maximum data size allowed, the advanced search criteria can be utilized to reduce the number of records, in the list view, for which the brief extract will be based on. Previously when a user included a date filter in the advanced search criteria to reduce the list view, the extract failed.</p> <p>A fix has been made to rectify this error associated with date fields, allowing the record list view to be reduced as required without error.</p>

Affected Component	Defect Number	Description
Project: System Text	31595183	<p>Changing project status system text in English</p> <p>A fix has been made to rectify an issue with the <i>Set To</i> system text label appearing in English, regardless of the user's chosen language, when using the Change Status action for a Project. A new <i>Set To</i> System Text record has been created.</p> <p>The new System Text record is added automatically, however any translation overrides will need to be set up manually as a Post Release Task.</p>
Reports: Data Warehouse	31232956	<p>Reports data warehouse build failure</p> <p>A fix has been made to rectify an issue with the build of the Reports data warehouse during startup of the application.</p>
Reports: Data Warehouse	31611842	<p>Data warehouse build failure</p> <p>On application startup, a number of batch jobs scheduled to run were failing to do so. A change has been implanted to ensure the batch jobs run as scheduled.</p>
Reports: Excel Outputs	31541807	<p>Excel outputs contain extra rows</p> <p>A fix has been made to the Excel report output formats to prevent extra line-feed rows being generated, which is a known BI Publisher issue.</p> <p>The fix replaces the line-feeds with a space, thus removing the line breaks, so the data will show in a single row. The change is applicable to all reports however, it does not affect the Pack Copy output or the Product Requirements form reports.</p>
Reports: KPI Reports	31383303, 31384415, 31584497	<p>KPI Report returning zero value</p> <p>A fix has been made to rectify an issue with a scheduled KPI report incorrectly returning a zero value when reporting on the count of Product Specifications.</p> <p>The issue was due to an error in the report schedule batch job.</p>

Affected Component	Defect Number	Description
Reports: Project Reports	31600853, 31600826	<p>Project report is not showing linked product records</p> <p>When a Product Record does not have the product coverage fields populated (Product Number, Alt. Product No, and Division), the Project reports were not providing these linked records in the report output.</p> <p>A change has been implemented to the Projects query to manage this scenario resulting in linked records now being displayed in the report output.</p>
Reports: Report CR21	32092075	<p>Error when scheduling Surveillance Testing Requirements report</p> <p>A fix has been made to rectify an error when attempting to schedule the Surveillance Testing Requirements report (CR21).</p>
Reports: Report CR42	30733483	<p>Report formatting issues</p> <p>A fix has been made to rectify formatting issues in the Food Product Requirement report (CR42).</p> <p>Trailing zeros have been trimmed in the Total % column of the Recipe table.</p> <p>The Packaging Components table in the in the Packaging section now displays multiple rows correctly, as do the Product Attributes, Additional Attributes, and Quantitative Standards tables in the Finished Product Standards section.</p>
Reports: Report CR44	31885240	<p>Report formatting issues</p> <p>A fix has been made to rectify formatting issues in the CNF Product Requirement report (CR44).</p> <p>The Packaging Components table in the Packaging section now displays multiple rows correctly, as do the Product Attributes and Additional Attributes tables in the Finished Product Standards section.</p>

Affected Component	Defect Number	Description
Reports: Report CR45	31018139	<p>Report formatting issues</p> <p>A fix has been made to rectify formatting issues in the Produce Product Requirement report (CR45).</p> <p>The Product Attributes, Additional Attributes, and Quantitative Standards tables in the Product Standards section now display multiple rows correctly.</p>
Reports: Report CR46	31885263	<p>Report formatting issues</p> <p>A fix has been made to rectify formatting issues in the BWS Product Requirement report (CR46).</p> <p>The Packaging Components table in the Packaging section now displays multiple rows correctly, as do the Product Attributes, Additional Attributes, and Quantitative Standards tables in the Finished Product Standards section</p>
Supplier: Audit Checklists	31103618	<p>Saved audit checklist answers only visible in edit mode</p> <p>When completing an audit checklist, the answers entered and saved would not be visible to the user afterwards in read mode, suggesting the checklist answer data was not being saved. Only on entering edit mode would the previous saved answers be visible.</p> <p>This fix ensures the saved checklist answers are visible in read mode.</p>
Supplier: Audits	31136058	<p>People Present table validation</p> <p>A fix has been made to rectify an issue with the validation of the Audit's People Present table.</p> <p>The validation is now applied correctly. The validation is no longer applied when progressing an audit to Abandoned status.</p>
Supplier: Contacts	31413025	<p>Contact Roles appearing in English</p> <p>A fix has been made to rectify an issue with the names of contact roles appearing in English, regardless of the user's chosen language, when viewing Contacts.</p>

Affected Component	Defect Number	Description
Supplier: Sites	31433833	Growers List actions appearing in English A fix has been made to rectify an issue with the list actions of the Growers List appearing in English, regardless of the user's chosen language, when viewing a Site. The actions affected were those used to sort or add columns to the list.

4

Deprecated Features

As part of the continuous delivery model for cloud services, features and technical components of a solution may be removed or replaced to enhance the security, performance, and overall quality of the cloud service. When this occurs, the deprecation of a feature or component will be announced in advance, allowing customers sufficient time to anticipate the change and transition to any enhanced replacement feature/component. After the deprecation is announced, the deprecated feature or component will remain in the solution until the planned removal date and will not be enhanced or made compatible with other new features.

The Jaspersoft Reports feature had been previously declared deprecated, and in this release, it has been removed. For more information about deprecated functionality in this product, see the Deprecation Advisory accessed from the following Documentation Library: Oracle Retail Brand Compliance Management Cloud Service Documentation Library MOS Doc ID 2400174.1 at: <https://support.oracle.com/epmos/faces/DocumentDisplay?id=2400174.1>