

Oracle® Retail Invoice Matching Operations Guide



G39296-01
July 2025



This software and related documentation are provided under a license agreement containing restrictions on use and disclosure and are protected by intellectual property laws. Except as expressly permitted in your license agreement or allowed by law, you may not use, copy, reproduce, translate, broadcast, modify, license, transmit, distribute, exhibit, perform, publish, or display any part, in any form, or by any means. Reverse engineering, disassembly, or decompilation of this software, unless required by law for interoperability, is prohibited.

The information contained herein is subject to change without notice and is not warranted to be error-free. If you find any errors, please report them to us in writing.

If this is software, software documentation, data (as defined in the Federal Acquisition Regulation), or related documentation that is delivered to the U.S. Government or anyone licensing it on behalf of the U.S. Government, then the following notice is applicable:

U.S. GOVERNMENT END USERS: Oracle programs (including any operating system, integrated software, any programs embedded, installed, or activated on delivered hardware, and modifications of such programs) and Oracle computer documentation or other Oracle data delivered to or accessed by U.S. Government end users are "commercial computer software," "commercial computer software documentation," or "limited rights data" pursuant to the applicable Federal Acquisition Regulation and agency-specific supplemental regulations. As such, the use, reproduction, duplication, release, display, disclosure, modification, preparation of derivative works, and/or adaptation of i) Oracle programs (including any operating system, integrated software, any programs embedded, installed, or activated on delivered hardware, and modifications of such programs), ii) Oracle computer documentation and/or iii) other Oracle data, is subject to the rights and limitations specified in the license contained in the applicable contract. The terms governing the U.S. Government's use of Oracle cloud services are defined by the applicable contract for such services. No other rights are granted to the U.S. Government.

This software or hardware is developed for general use in a variety of information management applications. It is not developed or intended for use in any inherently dangerous applications, including applications that may create a risk of personal injury. If you use this software or hardware in dangerous applications, then you shall be responsible to take all appropriate fail-safe, backup, redundancy, and other measures to ensure its safe use. Oracle Corporation and its affiliates disclaim any liability for any damages caused by use of this software or hardware in dangerous applications.

Oracle®, Java, MySQL, and NetSuite are registered trademarks of Oracle and/or its affiliates. Other names may be trademarks of their respective owners.

Intel and Intel Inside are trademarks or registered trademarks of Intel Corporation. All SPARC trademarks are used under license and are trademarks or registered trademarks of SPARC International, Inc. AMD, Epyc, and the AMD logo are trademarks or registered trademarks of Advanced Micro Devices. UNIX is a registered trademark of The Open Group.

This software or hardware and documentation may provide access to or information about content, products, and services from third parties. Oracle Corporation and its affiliates are not responsible for and expressly disclaim all warranties of any kind with respect to third-party content, products, and services unless otherwise set forth in an applicable agreement between you and Oracle. Oracle Corporation and its affiliates will not be responsible for any loss, costs, or damages incurred due to your access to or use of third-party content, products, or services, except as set forth in an applicable agreement between you and Oracle.

Contents

Send Us Your Comments

Preface

Audience	i
Documentation Accessibility	i
Customer Support	i
Improved Process for Oracle Retail Documentation Corrections	i
Oracle Retail Documentation on the Oracle Help Center (docs.oracle.com)	ii
Conventions	ii

1 Introduction

What is Retail Invoice Matching?	1
Oracle Retail-Based Enterprises	2

2 Backend System Administration and Configuration

System Assumptions	1
reim.properties File	2
batch.properties	2

3 Integration

Integration Overview	1
From the Supplier (to EDI) to Invoice Matching	1
From Invoice Matching (to EDI) to the Supplier	2
From Invoice Matching to the Staging Table for Financial Systems Interface	2
From the Merchandising System to Invoice Matching (Directly and Through EDI)	2
From Invoice Matching to Receiver Unit and Cost Staging Tables to Merchandising	3
From Invoice Matching to Stock Ledger	3
From Invoice Matching to the Merchandising System	4
Integrating ReIM with Oracle Retail Workspace	4
Electronic Data Interchange (EDI) Tables and Files	4

The EDI Reject Table	4
The EDI Reject File	5
EDI Injector File Layout (Based on EDI 810)	5
All Files Layouts Input and Output	5
Notes	24
EDI Invoice Download File Layout (Based on EDI 812)	25
Document Induction via UI	32
Financial System Interface	33
Foundation Financial Data Overview	33
Location Account Segments	34
Department/Class Account Segments	34
Financial Transactions	34
Complex and Fixed Deal-Related Posting	34
Financial Posting	35
Tracking Receipt Posts	35
Tables Related to Tracking Receipt Posts	35
Multiple Lines for an Individual Receipt Item	36

4 ReST Services

Documents – Create Credit Memo Cost	1
Business Overview	1
Service Type	1
REST URL	1
Request Headers	1
URL Query Parameters	1
Request Body	2
Response Codes	8
202 - Accepted	8
400 - Bad Request	8
500 - Internal Server Error	8
Documents – Create Credit Memo Quantity	8
Business Overview	8
Service Type	8
REST URL	8
Request Headers	9
URL Query Parameters	9
Request Body	9
Response Codes	13
202 - Accepted	13
400 - Bad Request	14
500 - Internal Server Error	14

Documents – Create Credit Note	14
Business Overview	14
Service Type	14
REST URL	14
Request Headers	14
URL Query Parameters	14
Request Body	15
Response Codes	21
202 - Accepted	21
400 - Bad Request	21
500 - Internal Server Error	21
Documents – Create Credit Note Request Cost	22
Business Overview	22
Service Type	22
REST URL	22
Request Headers	22
URL Query Parameters	22
Request Body	22
Response Codes	29
202 - Accepted	29
400 - Bad Request	29
500 - Internal Server Error	29
Documents – Create Credit Note Request Quantity	29
Business Overview	29
Service Type	29
REST URL	29
Request Headers	30
URL Query Parameters	30
Request Body	30
Response Codes	34
202 - Accepted	34
400 - Bad Request	35
500 - Internal Server Error	35
Documents – Create Debit Memo Cost	35
Business Overview	35
Service Type	35
REST URL	35
Request Headers	35
URL Query Parameters	36
Request Body	36
Response Codes	42
202 - Accepted	42

400 - Bad Request	42
500 - Internal Server Error	42
Documents – Create Debit Memo Quantity	43
Business Overview	43
Service Type	43
REST URL	43
Request Headers	43
URL Query Parameters	43
Request Body	43
Response Codes	48
202 - Accepted	48
400 - Bad Request	48
500 - Internal Server Error	48
Documents – Create Merchandise Invoice	49
Business Overview	49
Service Type	49
REST URL	49
Request Headers	49
URL Query Parameters	49
Request Body	49
Response Codes	54
202 - Accepted	54
400 - Bad Request	54
500 - Internal Server Error	54
Documents – Create Non-Merchandise Invoice	55
Business Overview	55
Service Type	55
REST URL	55
Request Headers	55
URL Query Parameters	55
Request Body	55
Response Codes	59
202 - Accepted	59
400 - Bad Request	59
500 - Internal Server Error	59
Documents – Get Induction Status	59
Business Overview	59
Service Type	59
REST URL	59
Request Headers	60
URL Query Parameters	60
Request Body	60

Response Codes	60
200 - OK	60
202 - Accepted	61
400 - Bad Request	61
500 - Internal Server Error	61

5 Technical Design

Locking Design Summary	1
Currency Design Summary	2
Merchandising System (such as Merchandising) and Invoice Matching Assumptions	2
Currency Conversion Process for Amount Tolerances	2
Currency-Related System Validations	3
Currency Formatting	3

6 Batch Processes

Batch Architectural Overview	1
Batch Process Configuration	2
EDI-Related File-Based Batch Processes	2
ODS-XML-related File-Based Batch Processes	3
Internal Batch Processes	3
Internal Batch Processes that Write to Staging Tables	3
Batch Processes that Extract from Merchandising Staging Tables	3
Batch Names	3
Functional Descriptions and Dependencies	4
Features of the Batch Processes	7
Scheduler and the Command Line	7
Batch Return Values	7
Batch Log and Error File Paths	7
Multi-Threading Batch Processes	7
Complex Deal Upload (ComplexDealUploadBatch)	7
Fixed Deal Upload (FixedDealUploadBatch)	7
EDI Injector (EdiInjectorBatch)	7
Auto-Match (AutoMatchBatch)	8
Executing Batch Processes	8
Tables Purge Batch Design	8
Usage	8
Purge Operational	8
Purge Workspace	9
Purge Workspace and Operational	9
Primary Tables Involved	9

Operational	9
Workspace	9
Accounts Purge Batch Design	9
Usage	10
Major Modules	10
Major Tables	10
EDI Invoice Injector Batch Design	10
Usage	10
Assumptions and Scheduling Notes	10
Restart and Recovery	10
High-Level Flow Diagram	11
Primary Tables Involved	11
Invoice Auto-Match Batch Design	12
Usage	13
Algorithms	13
Assumptions and Scheduling Notes	16
High-Level Flow Diagram	16
Primary Tables Involved	17
Credit Note Auto-Match Batch Design	18
Usage	19
Algorithms	19
Assumptions and Scheduling Notes	20
Post Processing	20
High-Level Flow Diagram	21
Primary Tables Involved	22
Receipt Write-Off Batch Design	23
Usage	24
Assumptions and Scheduling Notes	24
High-Level Flow Diagram	24
Primary Tables Involved	24
REIM	24
Merchandising	24
Reason Code Action Rollup Batch Design	25
Usage	25
Assumptions and Scheduling Notes	25
High-Level Flow Diagram	25
Primary Tables Involved	25
Financial Posting Batch Design	26
Usage	26
Assumptions and Scheduling Notes	26
Primary Tables Involved	27
Lookup Tables that must be Populated	27

Tables to Which the Process Posts Data	27
Financial System Integration	30
EDI Invoice Download Batch Design	31
Usage	31
Assumptions and Scheduling Notes	31
Primary Tables Involved	31
Restart and Recovery	32
Complex Deal Upload Batch Design	32
Usage	32
Primary Tables Involved	32
Multi-Threading	33
BlockSize	33
PartitionNo	33
Generation of Debit Memo (or Credit Note Requests) for Deals	33
Fixed Deal Upload Batch Design	33
Usage	34
Primary Tables Involved	34
Multi-Threading	34
BlockSize	35
PartitionNo	35
Generation of Debit Memo (or Credit Note Requests) for Deals	35
FDG Extract Batch Design	35
Usage	36
High-Level Flow Diagram	36
Assumptions and Scheduling Notes	36
Primary Tables Involved	36
Restart and Recovery	37
Induction Batch Design	37
Usage	38
Primary Tables Involved	38

Send Us Your Comments

Oracle Retail Invoice Matching Operations Guide

Oracle welcomes customer comments and suggestions on the quality and usefulness of this document.

Your feedback is important, and helps us to best meet your needs as a user of our products. For example:

- Are the implementation steps correct and complete?
- Did you understand the context of the procedures?
- Did you find any errors in the information?
- Does the structure of the information help you with your tasks?
- Do you need different information or graphics? If so, where, and in what format?
- Are the examples correct? Do you need more examples?

If you find any errors or have any other suggestions for improvement, then please tell us your name, the name of the company who has licensed our products, the title and part number of the documentation and the chapter, section, and page number (if available).

Note

Before sending us your comments, you might like to check that you have the latest version of the document and if any concerns are already addressed. To do this, access the new Applications Release Online Documentation CD available on My Oracle Support and www.oracle.com. It contains the most current Documentation Library plus all documents revised or released recently.

Send your comments to us using the electronic mail address: retail-doc_us@oracle.com

Please give your name, address, electronic mail address, and telephone number (optional).

If you need assistance with Oracle software, then please contact your support representative or Oracle Support Services.

If you require training or instruction in using Oracle software, then please contact your Oracle local office and inquire about our Oracle University offerings. A list of Oracle offices is available on our Web site at www.oracle.com.

Preface

This Operations Guide provides critical information about the processing and operating details of Product, including the following:

Audience

This guide is for:

- Systems administration and operations personnel
- Systems analysts
- Integrators and implementers
- Business analysts who need information about Product processes and interfaces

Documentation Accessibility

For information about Oracle's commitment to accessibility, visit the Oracle Accessibility Program website at <http://www.oracle.com/pls/topic/lookup?ctx=acc&id=docacc>.

Access to Oracle Support

Oracle customers that have purchased support have access to electronic support through My Oracle Support. For information, visit <http://www.oracle.com/pls/topic/lookup?ctx=acc&id=info> or visit <http://www.oracle.com/pls/topic/lookup?ctx=acc&id=trs> if you are hearing impaired.

Customer Support

To contact Oracle Customer Support, access My Oracle Support at the following URL:

<https://support.oracle.com>

When contacting Customer Support, please provide the following:

- Product version and program/module name
- Functional and technical description of the problem (include business impact)
- Detailed step-by-step instructions to re-create
- Exact error message received
- Screen shots of each step you take

Improved Process for Oracle Retail Documentation Corrections

To more quickly address critical corrections to Oracle Retail documentation content, Oracle Retail documentation may be republished whenever a critical correction is needed. For critical

corrections, the republication of an Oracle Retail document may at times not be attached to a numbered software release; instead, the Oracle Retail document will simply be replaced on the Oracle Technology Network Web site, or, in the case of Data Models, to the applicable My Oracle Support Documentation container where they reside.

This process will prevent delays in making critical corrections available to customers. For the customer, it means that before you begin installation, you must verify that you have the most recent version of the Oracle Retail documentation set. Oracle Retail documentation is available on the Oracle Technology Network at the following URL:

<http://www.oracle.com/technetwork/documentation/oracle-retail-100266.html>

An updated version of the applicable Oracle Retail document is indicated by Oracle part number, as well as print date (month and year). An updated version uses the same part number, with a higher-numbered suffix. For example, part number E123456-02 is an updated version of a document with part number E123456-01.

If a more recent version of a document is available, that version supersedes all previous versions.

Oracle Retail Documentation on the Oracle Help Center (docs.oracle.com)

Oracle Retail product documentation is also available on the following Web site:

<https://docs.oracle.com/en/industries/retail/index.html>

(Data Model documents can be obtained through My Oracle Support.)

Conventions

The following text conventions are used in this document:

Convention	Meaning
boldface	Boldface type indicates graphical user interface elements associated with an action, or terms defined in text or the glossary.
<i>italic</i>	Italic type indicates book titles, emphasis, or placeholder variables for which you supply particular values.
monospace	Monospace type indicates commands within a paragraph, URLs, code in examples, text that appears on the screen, or text that you enter.

1

Introduction

Oracle Retail Invoice Matching (ReIM) provides a critical control function to verify invoices against corresponding merchandise purchase receipts prior to payment of the supplier invoice. Invoice Matching naturally complements the Oracle Retail Merchandising System (RMS), which supports ordering, receiving, and other inventory management functions in the purchasing cycle. Invoice Matching accurately and efficiently verifies supplier invoices against corresponding receipt data. When total invoice cost and quantity is supported by one or more receipts (that is, the quantity received in the system, valued at the negotiated purchase order cost) within pre-defined tolerances, the invoice is verified (or matched) and is ready for payment. Where differences exist between invoice and receipt, a dialog supports the resolution process. Invoices with resolved discrepancies can be paid. Invoices verified for payment are staged in a table for a retailer to extract to their accounts payable and general ledger solutions. Invoice Matching is designed as a standalone application, with logic built in to reference any merchandising system. However, integration between Invoice Matching and Merchandising is very robust and offers a compelling business case to the retailer.

What is Retail Invoice Matching?

Invoice matching describes a control procedure designed to ensure the retailer pays the negotiated cost for actual quantities received. Invoice verification or matching is a fundamental and critical control procedure for every retailer. Invoice Matching is designed to support the invoice verification process with accuracy and efficiency, focusing resources on exception management. Invoice Matching accepts electronic invoice data uploads (EDI), and provides for rapid on-line summary entry of invoices. Invoice Matching supports automated and on-line processes allowing one or more invoices to be matched against one or more receipts. When an invoice cost and quantities are matched within tolerance, it is ready for payment and staged to a table to allow a retailer to extract to their accounts payable solution. If a cost or quantity difference between the invoice and receipts is outside tolerance, a discrepancy is recognized and must be resolved. A flexible resolution process allows discrepancies to be directed to the most appropriate user group for disposition. Reviewers are empowered to assign one or more reason codes that they are authorized to use, to resolve the discrepancy. Each reason code is associated to a type of action (for example, create charge back or receiver cost adjustment). Many reason codes may be associated with a particular action type, allowing for more granular reporting, and so on. Actions drive document creation and EDI downloads to suppliers, inventory adjustments, and accounting activities. Actions also allow the invoice to be extracted by the retailer and posted for payment.

Invoice Matching is highly integrated with Merchandising to drive efficiency, lower maintenance costs and improve control. Invoice Matching integration provides access to the following data and more:

- Merchandising foundation data (organizational and merchandising hierarchies, supplier data, currency, exchange rates, and so on)
- Receipts tables and receiver adjustments
- Self-billing transactions (consignment purchases, direct store deliveries, and so on)
- RTV billings
- Deals and rebate bill-backs

Other functionality within Invoice Matching supports credit note matching against credit note requests (issued in resolution of invoice discrepancies, as well as for RTVs and so on), supplier-disputed debit memos, best terms and terms date processing, flexible tolerance definition dialog, and so on.

Oracle Retail-Based Enterprises

Although Invoice Matching has been developed as a stand-alone product, the most efficient implementation would be as part of the Oracle Retail product suite. This integration provides the following important benefits:

- The number of interface points that need to be maintained is minimized.
- The amount of redundant data and processes within the retail organization is limited.
- Future enhancements allow for greater extensibility into the retail enterprise.
- Delays in product introductions can be minimized.

2

Backend System Administration and Configuration

This chapter of the operations guide is intended for administrators who provide support and monitor the running system.

The content in this chapter is not procedural, but is meant to provide descriptive overviews of the key system parameters that establish the Invoice Matching environment.

See the *Oracle Retail Invoice Matching Installation Guide* for hardware and software requirements. Also see Oracle Retail application software compatibility information.

System Assumptions

- Unit of Measure

For invoices sent from Merchandising with quantities representing weight rather than number of eaches, Invoice Matching converts the unit of measure (UOM) on the receipt to the UOM on the invoice.
- Invoice Matching uses non-merchandise codes defined on the Merchandising table NON_MERCH_CODE_HEAD. The form that allows users to enter non-merchandise codes in Merchandising is not available when the Merchandising invoice match indicator (SYSTEM_OPTIONS.REIM_IND) is set to no. Instead, non-merchandise codes should be added to the NON_MERCH_CODE_HEAD table using the database.
- Supplier options

All suppliers must have options defined for their invoices to be processed by the system, and the terms defined for those suppliers must be completely updated in Merchandising. To support the use of suppliers in Invoice Matching, terms must have the following properties on the TERMS_DETAIL table:

 - ENABLED_FLAG is set to Y.
 - START_DATE_ACTIVE must be defined.
 - END_DATE_ACTIVE must be defined.
- GL account maintenance

All reason codes, non-merchandise codes, and basic transactions must be mapped through GL account maintenance to support posting to the retailer's financial solution. Transactions are posted to a staging table in Invoice Matching, the extract to update the accounts payable/financial solution is the retailer's responsibility.
- TAX

If TAX is turned on and set to use Single Tax, the retailer must have VAT regions, Tax items, and Tax codes set up in the merchandising system (such as Merchandising) to support validation of invoiced tax charges. If Tax is turned on and set to use Global Tax, tax foundation data and tax rules will need to be set up in Merchandising to support validation of invoiced tax charges. Note that setup will be different for single tax and global tax. Verify the following values on the IM_SYSTEM_OPTIONS table:

Note

The values below should not be changed after initial setup. Changing them can cause errors in the system.

- NUM_TAX_ALLOW is set to S (single) TAX, N (no) TAX, or G (global tax).
TAX_VALIDATION_TYPE is set to RECON (Reconcile TAX), VENDR (Always Use Vendor TAX), or RETLR (Always use Retail TAX).
- The DEFAULT_TAX_HEADER is set to Y or N.
- TAX_DOCUMENT_CREATION_LVL is set to ITEM or FULL_INVOICE.

reim.properties File

The property file has only technical configurations that are specific to the particular deployment. All the business related configurations are located within the system option scope.

The following properties are configurable

- #help settings
 - help.server.url - Help server URL
 - reim.help.library - path to the Invoice Matching specific help deck
 - reim.release.version - help version
 - reim.help.url.suffix -help URL suffix identifying specific document within the library
 - reim.help.default.url.suffix -default page within the document
- #JMS settings
 - reim.jms.connection.factory.name -name of the JMS factory within JNDI tree on WL used for spreadsheet induction
 - reim.jms.queue.doc.induction.name - name of the JMS queue within JNDI tree on WL used for spreadsheet induction
 - reim.jms.application.code- Application code identifier used for JMS publishing
 - reim.jms.connection.factory.docseq.name - name of the JMS factory within JNDI tree on WL used for document sequence assignment
 - reim.jms.queue.doc.docseq1.name... reim.jms.queue.doc.docseq20.name - names of 20 JMS queues within JNDI tree on WL used for document sequence assignment
- #Notification settings
 - reim.jdbc.raf.async.task- name of the data source within JNDI tree on WL used for async publishing

batch.properties

This file contains security information about batch clients.

3

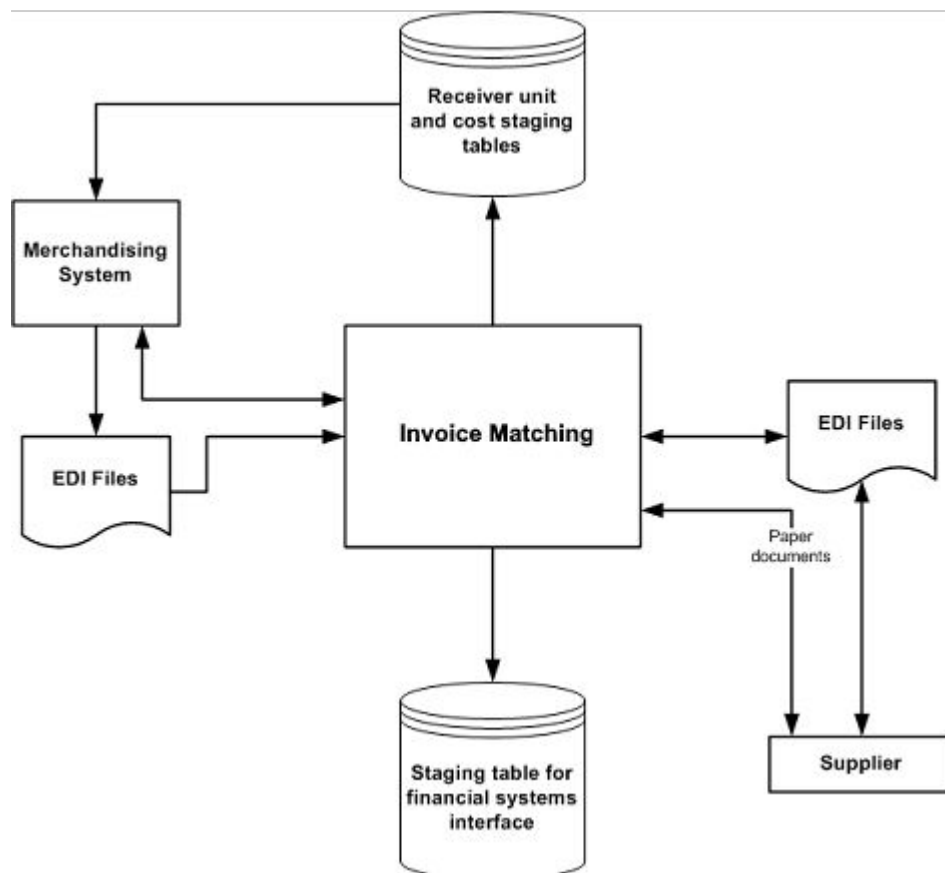
Integration

This chapter describes how Invoice Matching integrates with other systems, related interfaces, and file layouts. It includes an integration overview, a discussion of EDI (with layouts), an explanation of how Invoice Matching interfaces with financial systems, and a summary of LDAP user authentication.

Additional configuration may be needed to properly integrate other systems with Invoice Matching.

Integration Overview

This section provides a diagram that shows the overall direction of the data among the applications and tables. The accompanying explanations are written from a system/staging table-to-system/staging table perspective, illustrating the movement of data.



From the Supplier (to EDI) to Invoice Matching

Invoice Matching receives supplier invoices and credit notes through EDI or through on-line entry processes. These document types are described later in this chapter.

From Invoice Matching (to EDI) to the Supplier

Invoice Matching generates debit memos, credit note requests and credit memos for various reasons. Each of these documents is recorded in Invoice Matching tables to allow for retailer reporting. Also, a Invoice Matching process reads these tables and creates a file of these documents to support the retailer's EDI transmissions to suppliers.

From Invoice Matching to the Staging Table for Financial Systems Interface

For a description of the data that is sent through this interface, see "[Financial System Interface](#)" later in this chapter.

From the Merchandising System to Invoice Matching (Directly and Through EDI)

Invoice Matching is able to access foundation data, such as item, purchase order, supplier, and other information directly from Merchandising tables. Invoice Matching provides the drivers to access these tables without further integration work.

- **Receipts**

Receipts are records of purchased merchandise arriving at the store or warehouse. Receipt data is accessed in Merchandising, and certain data elements are extracted from Merchandising into Invoice Matching tables to support Invoice Matching-specific actions performed against receipts (for example, splitting receipt quantities, updating statuses, and so on).

- **Purchase Orders**

Purchase orders (POs) are created in Merchandising and represent a legally binding agreement between retailer and supplier for the purchase and sale of goods. The retailer records the quantity, cost and delivery location of items from the supplier. On a single PO, Merchandising supports different costs for the same item going to different locations. PO costs are used to value receipt quantities.

- **Item**

Invoice Matching processes matches at the item transaction-level (that is, SKUs). For reference purposes, UPCs may be used, so they should be provided by the merchandising system. See Oracle Retail Merchandising System documentation for more information about the multi-level item structure.

- **Partner**

A partner is a business that supplies and bills a retailer for non-merchandise services. Examples of partners are banks, agents, and expense suppliers. A partner cannot send merchandise invoices to retailers.

- **Valued Added Tax (Tax) Code and Rate**

Invoice Matching provides for validation of taxes charged on the invoice against Tax codes/ rates set up in MFCS. If Single Tax is being used, the tax data is in tax tables for the item in MFCS. For global tax, tax validation is done based on the tax rules defined in the Tax Engine. In this case other tax attributes such as tax type are used for tax validation.

- **Consignment**

Consignment is an arrangement whereby the physical control of merchandise (but not the title of ownership) is transferred from one business known as the consignor (for example,

the vendor) to another known as the consignee (for example, the retailer). The title to the goods remains with the consignor until the goods are sold. When consigned goods are sold, the consignor invoices the consignee. On this invoice, the cost of each item is reduced to a certain proportion, called the consignment rate. The consignment rate, predetermined by both parties, represents the consignor's share of the sale. Once the merchandising system records a sale, a consignment invoice is created in Invoice Matching for a percentage of the sale cost. The receipt is implied based on the consignment rate applied to the selling price; accordingly, the self-billed invoice is assumed to be in matched status.

- **Return to Vendor (RTV)**

An RTV is a retailer-initiated purchase return of inventoried goods to an external vendor. The merchandising system uses RTV data to update inventory positions and write requisite transactions to the stock ledger. Invoice Matching receives RTV data through the merchandising system from the store and warehouse inventory systems where it is initiated, where a charge-back document is created.

- **Deal Bill Backs**

Merchandising tracks certain types of supplier deals (for example, rebates, vendor funded markdowns, and so on) for billing back to the supplier. Information to support these billings is received in Invoice Matching through an Merchandising extract. Invoice Matching creates a charge back document for these billings, which may be subject to edit/approval in Invoice Matching or automatically processed to the financial staging table for export to the retailer's accounts payable solution, based on an Merchandising parameter.

- **Other Data Elements Received from Merchandising**

- Non-merchandise codes
- Currency
- Exchange rates
- Store/warehouse location type
- Supplier information
- Supplier address (invoice address, returns address, and so on)
- Merchandise hierarchy
- Business date
- Terms and terms ranking

From Invoice Matching to Receiver Unit and Cost Staging Tables to Merchandising

Receiver cost and unit adjustments are initiated in Invoice Matching update receipts held in Merchandising tables. Receiver adjustments, resulting from the Invoice Matching discrepancy resolution process, create cost and/quantity adjustments to receipt tables in Merchandising, as well as to supplier and purchase order tables for certain types of cost resolutions.

From Invoice Matching to Stock Ledger

Stock Ledger adjustments are initiated by Invoice Matching as part of Allowance Discrepancy resolution process. The adjustments will create transaction data records in Merchandising, as well as adjust purchase orders with allowances not on order but on invoices.

From Invoice Matching to the Merchandising System

- **Receipt Status**

When the entire receipt is matched (all the lines to invoices), Invoice Matching provides and update to the invoice match status (that is, from unmatched to matched) on the shipment table in Merchandising.

- **Shipment (Receipts) Table Quantity Matched Update**

When Invoice Matching matches a portion and/or all of a receipt line to an invoice line, Invoice Matching makes a corresponding update to the quantity matched column.

Integrating ReIM with Oracle Retail Workspace

For information about Oracle Single Sign-On and Oracle Retail Invoice Matching (ReIM) 13.2.4, see the latest *Oracle Retail Invoice Matching Installation Guide*. For information on how to integrate ReIM with Oracle Retail Workspace, see the latest *Oracle Retail Workspace Implementation Guide*. Oracle Retail Workspace is a supported configuration of Oracle WebCenter Spaces 11.1.1.5 for Oracle Retail. For the Oracle Retail 13.2.x enterprise, Oracle Retail Workspace replaces previous versions of Oracle Retail Workspace. There is no more packaged Oracle Retail Workspace code, only configuration instructions for Oracle WebCenter Spaces 11.1.1.5. The Oracle Retail Workspace configuration utilizes the external application functionality and the application navigator taskflow of the Oracle WebCenter Framework to configure ReIM in Oracle WebCenter Spaces.

Electronic Data Interchange (EDI) Tables and Files

Electronic Data Interchange (EDI) facilitates the computer-to-computer transmission of business information and transactions, such as invoices and purchase orders. EDI represents a convenient method by which a retailer and its suppliers can transfer information back and forth. The Voluntary Interindustry Commerce Standard (VICS) EDI is used by the general merchandise retail industry.

Invoice Matching has two file-based EDI interfaces. Note that neither follows the VICS EDI standard. The Invoice Matching EDI interfaces have been customized, and the retailer must translate them.

The interfaces represent the upload of invoices or other documents from a supplier or another application and the download of documents to suppliers. These two common types of EDI are described below:

- EDI Injector is the standard description for an EDI process that uploads documents.
- EDI invoice download is the standard description for an EDI process that downloads Debit Memo, Credit Note Request, and Credit Memo data from Invoice Matching to suppliers.

For information about Invoice Matching batch processes related to both of these types of EDI, see "[Batch Processes](#)". Note that although the majority of invoices are created through either EDI Injector or batch entry, users can also create invoices online and add details, or use the online dialog to add details to an invoice that was EDI uploaded.

The EDI Reject Table

The EDI Injector (reimediinjector) batch process uploads invoices and credit notes from EDI files into the Injector workspace tables (IM_INJECT_XXX), validates the data against a set of

rules, and then moves valid documents into the operational tables. This process validates the information in the file against itself and against Merchandising/Invoice Matching database. A limited set of data validation errors can cause the invalid transaction to remain in the Injector workspace tables (IM_INJECT_DOC_xxx) in fixable status where the data can be corrected through an online process.

The following errors can be manually corrected through the front end:

- Supplier number (or Partner ID): This value must be a valid supplier site (SUPS table) or partner (PARTNER table) in Merchandising (or the equivalent merchandising system).
- Order numbers: Order numbers must be approved and created for the supplier or linked suppliers in Merchandising (or the equivalent merchandising system) on the ORDHEAD table. Non-merchandise invoices may not have any order numbers associated, so this validation should be skipped for this type of invoice.
- Order/location combination: The system validates that all order number/location combinations in the file are valid within Merchandising or the equivalent merchandising system (meaning that the relationship must exist on the ORDLOC table).
- Terms code: All terms must exist within Merchandising or the equivalent merchandising system on the TERMS table.
- Document date: A document cannot be older than the VDATE minus the post-dated document days' system level parameter value or newer than the VDATE.
- Merchandise invoices cannot be associated with a partner; they must only be associated with a supplier.
- Credit notes from a partner cannot have item records attached unless the partner type is a manufacturer, distributor, or wholesaler (type S1, S2, or S3).
- Location: Document location should be a valid store or a physical warehouse within Merchandising system
- Item: Document item should be a valid approved item within Merchandising system
- VPN: If an item is identified by VPN, it should represent a valid item within Merchandising system
- Document UPC: If an item is identified by UPC, it should represent a valid item within Merchandising system
- Document item/supplier: Document item/Document UPC/Document VPN should be valid for the document's supplier or other suppliers within the supplier group

The EDI Reject File

The majority of the data validation errors (identified in the file layout Validation column) cause the invalid transaction to be written to the reject file (named by the retailer).

EDI Injector File Layout (Based on EDI 810)

The following describes the input and output specification for the EDI Injector File.

All Files Layouts Input and Output

Input file format:

FHEAD (1): Start of file.

THEAD (1...n): Transaction (document) level info. Each file must have at least 1 THEAD.

TDETL (0...n): Item detail records for this transaction. TDETL is required for Merchandise Invoices and Credit Note documents, and debit memo documents. It should not be used for Non-Merchandise Invoices

TDTLT (0...n): Item detail tax records for this transaction. TDTLT is a child record for TDETL and should be used in Global tax mode. Single tax info can be provided either in TDETL or TDTLT records. TDTLT is optional.

TALLW (0...n): Allowance records for this item. TALLW is optional.

TALLT (0...n): Allowance tax records for this item. TALLT is a child record for TALLW and should be used in Global tax mode. Single tax info can be provided either in TALLW or TALLT records. TALLT is optional.

TNMRC (0...n): Non-merchandise records for this transaction. Required on non-merchandise documents.

TNMRT (0...n): Non-merchandise Tax records for this transaction. TNMRT is a child record for TNMRC and should be used in Global tax mode. Single tax info can be provided either in TNMRC or TNMRT records. TNMRT is optional.

TPORD (0...n): Additional Purchase order records that would identify purchase orders the invoices could be matched against. TPORD is optional.

TVATS (0...n): Tax breakdown by Tax code. TVATS is optional.

TTAIL (1...n): Marks the end of a THEAD record. Each THEAD requires exactly one TTAIL.

FTAIL (1): Marks the end of the file.

TDETL and TNMRC do not need to occur in order. TALLW must follow TDETL. TALLT must follow TALLW. TNMRT must follow TNMRC and TDTLT must follow TDETL.

If records are encountered in any order other than specified above, execution of program will halt.

Example:

FHEAD

THEAD

TNMRC

FTAIL (no TTAIL encountered)

If a record descriptor is encountered other than those specified in this document, execution of program will halt.

Reject file will have an identical format. If no records are rejected, it will consist of only the FHEAD and FTAIL lines.

All character variables should be right-padded with blanks and left justified; all numerical variables should be left-padded with zeroes and right-justified. Null variables should be blank.

Single location invoices will be inserted into IM_DOC_HEAD, IM_INVOICE_DETAIL and IM_DOC_NON_MERCH.

It is assumed all values that have dependent information included in the file (for example, location has dependent information of order no, upc, upc-supp, and so on) are valid for the Merchandising system. The following is never anticipated to happen: only locations A, B, and C exist in Merchandising; EDI reads a transaction that has location D. This sort of file may not be flagged as invalid in any way.

Uploaded documents with details must have at most one associated UPC, item or VPN identifier. When system tax processing is enabled, documents that fail to meet these criteria will be rejected to the file by the EDI Injector Batch process. When tax is disabled, the document will be available for review and correction through the Invoice Matching user interface in the EDI Maintenance screen.

FHEAD - File Header. First record of an upload file.

Field Name	Field Type	Description	Req	Validation
Record Descriptor	Char(5)	Describes file record type	Y	Halt execution if not FHEAD.
Line id	Number(10)	Sequential file line number.	Y	Halt execution if not 0000000001.
Gentran ID	Char(5)	The type of transaction this file represents.	Y	Halt execution if not UPINV.
Current date	Char(14)	File date in YYYYMMDDHH24MISS format.	Y	Halt execution if invalid date format.
File version	Char(2)	Describes file format version	N	Defaults to 01. Current format is version 06. Users should use "current" EDI version, unless backward compatibility is required.

THEAD - Transaction Header. Start of a document transaction. This information is from the IM_DOC_HEAD table.

Field Name	Field Type	Description	Req	Validation
Record descriptor	Char(5)	Describes file record type	Y	THEAD
Line id	Number(10)	Sequential file line number	Y	Halt execution if not in sequence
Transaction number	Number(10)	Sequential transaction number. All records within this transaction will also have this transaction number.	Y	Reject entire file if: transaction number is not numeric or not in sequence first transaction number is not 0000000001

Field Name	Field Type	Description	Req	Validation
Document Type	Char(6)	Describes the type of document being uploaded. The document type will determine the types of detail information that are valid for the document upload. Stored in IM_DOC_HEAD.TYPE. Valid values are: MRCHI - Merchandise Invoice NMRCHI - Non Merchandise Invoice CRDNT - Credit Note DBMC - Debit Memo Cost DBMQ - Debit Memo Qty CRDMC - Credit Memo Cost CNRC - Credit Note Request Cost CNRQ - Credit Note Request Qty	Y	Reject transaction to file if document type is null document type is not MRCHI (merchandise invoice), NMRCHI (non-merchandise invoice), CRDNT (credit note), DBMC (Debit Memo-Cost), DBMQ (Debit Memo-Qty), CNRC (Credit Note Request-Cost), CNRQ (Credit Note Request-Qty), CRDMC (Credit Memo Cost) document type is CRDNT (credit note); vendor is not a supplier, manufacturer, distributor, or wholesaler. document type is CRDNT and TALLW records exist document type is MRCHI and item detail records DO exist for this transaction (this type of transaction must have no item detail records) document type is CRDNT,NMRCHI, DBMC, DBMQ, CRDMC, CNRC, CNRQ and any error occurs with the document
Vendor Document Number	Char(50)	Vendor's document number. Stored in IM_DOC_HEAD.EXT_DOC_ID with all characters converted to their upper case (for example, ThisDocId -> THISDOCID).	Y	Reject entire upload file if the same vendor document number occurs more than once in the file. Reject transaction to file if: <ul style="list-style-type: none"> Vendor document number is null. Vendor document number is not unique for this vendor.
Group ID	Char(10)	The Group ID is an informational field, which can be used to identify groups of invoices that were transmitted to Invoice Matching together.	N	Reject transaction to file if: <ul style="list-style-type: none"> Group ID exists and is non-numeric. Group ID exists and is numeric and negative.

Field Name	Field Type	Description	Req	Validation
Vendor Type	Char(6)	Type of vendor (either supplier or partner) for this document. Stored in IM_DOC_HEAD.VENDOR_TYPE Valid values are: SUPP - Supplier BK - Bank AG - Agent FF - Freight Forwarder IM - Importer BR - Broker FA - Factory AP - Applicant CO - Consolidator CN - Consignee S1 - Merch Supp level 1 S2 - Merch Supp level 2 S3 - Merch Supp level 3	Y	Reject transaction to file if: <ul style="list-style-type: none"> Vendor type is null or if it is not a valid vendor type (from Vendor class). Document type is MRCHI (merchandise invoice) and vendor type is not Supplier (SUPP).
Vendor ID	Char(10)	Vendor for this document (if a supplier, this field must be a supplier site) . Stored in IM_DOC_HEAD.VENDOR	Y	Reject transaction to tables if: <ul style="list-style-type: none"> Vendor is a supplier and supplier site is not valid. Vendor is a supplier and vendor ID is not completely numeric.
Vendor Document Date	Char(14)	Date document was issued by the vendor (in YYYYMMDDHH24MISS format). Stored in IM_DOC_HEAD.DOC_DATE	Y	Reject transaction to file if: <ul style="list-style-type: none"> Vendor document date is null. Date is not a valid date format. Reject transaction to tables if Vendor Document Date is: <ul style="list-style-type: none"> After the vdate. Before (vdate - post_dated_doc_days) (from im_system_options).

Field Name	Field Type	Description	Req	Validation
Order Number/ RTV Order Number	Number(12)	Merchandising system order number for this document. Required for merchandise invoices and optional for others. Store in IM_DOC_HEAD.ORDER_NO. This field can also contain the RTV order number if the RTV flag is 'Y'	N	<p>Reject transaction to file if:</p> <ul style="list-style-type: none"> Order/RTV order number exists and is not numeric. Order/RTV order number is null and vendor type is a supplier. Order/RTV order number is null and deal_id is null. Order/RTV order number exists and vendor type is NOT a supplier. Order/RTV order number exists and location or location type are null. <p>Reject transaction to tables if RTV flag is null or 'N' AND:</p> <ul style="list-style-type: none"> Order number exists but is not valid for the supplier or the supplier's linked suppliers. Order number exists but is not valid for the location/ location type. <p>Reject transaction to file if RTV flag is 'Y' AND:</p> <ul style="list-style-type: none"> RTV order number exists but is not valid for the supplier or the supplier's linked suppliers. RTV order number exists but is not valid for the location/ location type.
Location	Number(10)	Merchandising system location for this document. Required for merchandise invoices and optional for others. Stored in IM_DOC_HEAD.LOCATION.	Y	<p>Reject transaction to file if:</p> <ul style="list-style-type: none"> Location or location type do not exist. Location exists and is not numeric. Location exists and location type is not Store or Warehouse. <p>Reject transaction to tables if Location and Location Type exist but are not valid.</p>
Location Type	Char(1)	Merchandising system location type (either Store or Warehouse) for this document. Required for merchandise invoices and optional for others. Stored in IM_DOC_HEAD.LOC_TYPE.	N	<p>Reject transaction to file if Location type exists and location is null.</p>

Field Name	Field Type	Description	Req	Validation
Terms	Char(15)	Terms of this document. If terms are not provided, the vendor's default terms are associated with this record. Stored in IM_DOC_HEAD.TERMS . This value is used to get the Terms Discount Percentage to be stored on IM_DOC_HEAD.TERMS _DSCNT_PCT.	N	Reject transaction to tables if Terms exist and are not valid.
Due Date	Char(14)	Date the amount due is due to the vendor (YYYYMMDDHH24MISS format). If due date is not provided, default due date is calculated based on vendor and terms. Stored in IM_DOC_HEAD.DUE_DATE.	N	Reject transaction to file if: <ul style="list-style-type: none"> Due date exists and is not a valid date format. Due date is before the vendor document date.
Payment method	Char(6)	Method for paying this document. Stored in IM_DOC_HEAD.PAYMENT_METHOD.	N	Reject transaction to file if Payment method exists and is not valid.
Currency code	Char(3)	Currency code for all monetary amounts on this document. Stored in IM_DOC_HEAD.CURRENCY_CODE.	Y	Reject transaction to file if: <ul style="list-style-type: none"> Currency code is null. Currency code is not valid. Order number exists and currency code does not match the order's currency.
Exchange rate	NUMBER(20,10)	Exchange rate for conversion of document currency to the location currency. Stored in IM_DOC_HEAD.EXCHANGE_RATE.	N	Reject transaction to file if Exchange rate exists and is not numeric.
Sign Indicator	Char(1)	Indicates either a positive (+) or a negative (-) total cost amount.	Y	Reject transaction to file if sign indicator is null or if it is not + or -.
Total Cost	Number(20,4)	Total document cost, including all items and costs on this document. This value is in the document currency. Stored in IM_DOC_HEAD.TOTAL_COST and IM_DOC_HEAD.RESOLUTION_ADJUSTED_TO_TAL_COST.	N	Reject transaction to file if: <ul style="list-style-type: none"> Total cost is null. Total cost is not numeric. Total cost does not equal the sum of extended costs for all item detail records in this transaction. Total cost is not negative and vendor document type is CRDNT.

Field Name	Field Type	Description	Req	Validation
Sign Indicator	Char(1)	Indicates either a positive (+) or a negative (-) total tax amount.	Y	Reject transaction to file if sign indicator is null or if it is not + or -.
Total Tax Amount	Number(20,4)	Total tax amount, including all items and costs on this document. This value is in the document currency.	N	Treat as zero if null. Reject transaction to file if: <ul style="list-style-type: none"> Total tax amount is not null but is not numeric. Total tax amount does not equal the sum of tax for all item detail records PLUS the sum of tax for all non-merch items in this transaction PLUS the sum of tax for all allowances in this transaction.
Sign Indicator	Char(1)	Indicates either a positive (+) or a negative (-) total tax amount.	Y	Reject transaction to file if sign indicator is null or if it is not + or -.
Total Quantity	Number(12,4)	Total quantity of items on this document. This value is in EACHES (no other units of measure are supported in Invoice Matching). Stored in IM_DOC_HEAD.TOTAL_QTY and IM_DOC_HEAD.RESOLUTION_ADJUSTED_TO_TAL_QTY.	Y	Reject transaction to file if: <ul style="list-style-type: none"> Total quantity is null. Total quantity is not numeric. Total quantity does not equal the sum of quantities for all item detail records in this transaction. Total quantity is not zero when vendor document type is 'NMRCHI'.
Sign Indicator	Char(1)	Indicates either a positive (+) or a negative (-) total tax amount.	Y	Reject transaction to file if sign indicator is null or if it is not + or -.
Total Discount	Number(12,4)	Total discount applied to this document. This value is in the document currency. Stored in IM_DOC_HEAD.TOTAL_DISCOUNT	Y	Reject transaction to file if: <ul style="list-style-type: none"> Total discount is null. Total discount is not numeric.
Freight Type	Char(6)	The freight method for this document.	N	Reject transaction to file if Freight type exists and is not valid.
Paid Ind	Char(1)	Indicates if this document has been paid. Stored in IM_DOC_HEAD.MANUALLY_PAID_IND.	Y	Reject transaction to file if: <ul style="list-style-type: none"> Paid ind is null. Paid ind is not Y or N.
Multiple Location Indicator	Char(1)	Indicates whether this invoice goes to multiple locations.		
Merchandise Type	Char(1)	Indicates the type of merchandise.		
Deal Id	Number(10)	Deal Id from Merchandising if this invoice is a deal bill back invoice.	N	If Deal Id is not null, Deal Approval indicator must be 'M' or 'A'. Do not reject transaction to table if deal id is not null.

Field Name	Field Type	Description	Req	Validation
Deal Detail Id	Number(10)	Deal Detail Id from Merchandising and is stored in IM_DOC_HEAD.DEAL_DETAIL_ID	N	
Ref CNR Ext Doc Id	Char(50)	Reference to the External Id of Credit. Note: Request associated with this document.		
Ref INV Ext Doc Id	Char(50)	Reference to the External Id of Invoice associated with this document.		
Deal Approval Indicator	Char(1)	Indicates if the document on IM_DOC_HEAD is to be created in Approved or Submitted status.	N	Reject to file if not blank, 'M' Submitted status or 'A' approved. Do not reject transaction to table if value is not null.
RTV indicator	Char(1)	Indicates if this invoice is a RTV invoice.	Y	Reject transaction to file if: <ul style="list-style-type: none"> RTV indicator is null RTV indicator is not Y or N Do not reject transaction to table if RTV is Y.
Custom Document Reference 1	Char(90)	This optional field is included in the upload file for client customization. No validation is performed on this field. Stored in IM_DOC_HEAD.CUSTOM_REF_1.	N	
Custom Document Reference 2	Char(90)	This optional field is included in the upload file for client customization. No validation is performed on this field. Stored in IM_DOC_HEAD.CUSTOM_REF_2.	N	
Custom Document Reference 3	Char(90)	This optional field is included in the upload file for client customization. No validation is performed on this field. Stored in IM_DOC_HEAD.CUSTOM_REF_3.	N	

Field Name	Field Type	Description	Req	Validation
Custom Document Reference 4	Char(90)	This optional field is included in the upload file for client customization. No validation is performed on this field. Stored in IM_DOC_HEAD.CUSTOM_REF_4.	N	
Cross-reference document number	Number(10)	Document that a credit note is for. Blank for all document types other than merchandise invoices. Stored in IM_DOC_HEAD.REF_DOC.	N	Reject transaction to file if Cross-reference document number exists and is not numeric
Best Terms Date		Best terms date (YYYYMMDDHH24MISS format). If the date is not provided, it will be calculated while posting to the Financial System.	N	Reject transaction to file if: Best terms date exists and is not in a valid date format. Best terms date exists and is before post dated document date or after 30 days in the future

TVATS - Tax breakdown by Tax code. This information is inserted in IM_DOC_TAX

Field Name	Field Type	Description	Req	Validation
Field record descriptor	Char(5)	Marks costs at tax rate line.	Y	TVATS Reject entire transaction to file if this type of record exists and the transaction has any error. See technical design for additional validations. Reject to file if in im_system_options tax is on, but there is no TVATS.
Line id	Char(10)	Sequential file line number.	Y	Halt execution if not in sequence.
Transaction number	Number(10)	Transaction number for this item detail record.	Y	Reject entire file if: <ul style="list-style-type: none"> Transaction number is not numeric. Transaction number is not the same as the current transaction.
Tax code	Char(6)	Tax code that applies to cost.	Y	Reject to file if Tax code is not valid.
Tax rate	Number(20,10)	Tax Rate corresponding to the tax code.	Y	Reject to file if Tax rate is not numeric.
Sign indicator	Char(1)	Indicates either a positive (+) or a negative (-) taxable value	N	Reject transaction to file if sign indicator is null or if it is not + or -.
Taxable Value at this Tax code	Number(20,4)	Total amount that must be taxed at the above Tax code.	N	Reject to file if not numeric.

Field Name	Field Type	Description	Req	Validation
Tax Amount Sign indicator	Char(1)	Indicates either a positive (+) or a negative (-) tax amount.	N	Reject transaction to file if sign indicator is null or if it is not + or -.
Tax amount at this Tax code	Number(20,4)	Total amount for the above Tax code.	N	Reject to file if not numeric.

TDETL - Item Detail Record. This information is inserted into the IM_INVOICE_DETAIL table for Merchandise Invoice and IM_DOC_DETAIL_REASON_CODES for Credit Notes.

Field Name	Field Type	Description	Req	Validation
Record descriptor	Char(5)	Describes file record type.	Y	TDETL
Line Id	Number(10)	Sequential file line number.	Y	Halt execution if not in sequence.
Transaction number	Number(10)	Transaction number for this item detail record.	Y	Reject to file if tax rate is not numeric <ul style="list-style-type: none"> Transaction number is not numeric. Transaction number is not the same as the current transaction.
UPC	Char(25)	UPC for this detail record. Valid item number is retrieved for the UPC. Stored in IM_INVOICE_DETAIL.ITEM or IM_DOC_DETAIL_REASON_CODES.ITEM.	Y Exclusive with item	Reject transaction to file if: <ul style="list-style-type: none"> UPC is null and Item is null. Both UPC and Item are not null. Reject transaction to tables if: <ul style="list-style-type: none"> Valid item is not found for UPC and UPC supp. Valid item is not associated with the supplier. The item found is identical to another detail item for this transaction (no duplicate items).
UPC Supplement	Number(5)	Supplement for the UPC.	N	Reject transaction to file if: <ul style="list-style-type: none"> UPC supplement exists and UPC doesn't exist. UPC supplement exists and is not numeric.
Item	Char(25)	Item for this detail record. Item number is verified and stored in IM_INVOICE_DETAIL.ITEM or IM_DOC_DETAIL_REASON_CODES.ITEM.	Y Exclusive with UPC	Reject transaction to file if: <ul style="list-style-type: none"> UPC is null and Item is null. Both UPC and Item are not null. Valid item is not associated with the supplier. The item found is identical to another detail item for this transaction (no duplicate items).

Field Name	Field Type	Description	Req	Validation
VPN	Char(30)	Vendor Product Number provided by the supplier. It is used to identify an item when an item number has not been provided. VPN is displayed on the Invoice Maintenance screen and may be used during the on-line matching process.	Y Exclusive with item and UPC	Reject transaction to file if: <ul style="list-style-type: none"> VPN is null and UPC is null and Item is null. At least two of the following are not null: UPC, VPN and ITEM. Reject transaction to tables if: <ul style="list-style-type: none"> Valid item is not found for VPN for the supplier. The item found is identical to another detail item for this transaction (no duplicate items). There are multiple items for the supplier with the VPN provided and: no items on the PO for the document OR multiple items on the PO for the document.
Unit Quantity Sign Indicator	Char(1)	Indicates either a positive (+) or a negative (-) Original Document Quantity amount.	Y	Reject transaction to file if sign indicator is null or if it is not + or -.
Original Document Quantity	Number(12,4)	Quantity, in EACHES, of the item on this detail record. Stored in IM_INVOICE_DETAIL.INVOICE_QTY and IM_INVOICE_DETAIL.RESOLUTION_ADJUSTED_QTY.	Y	Reject transaction to file if: <ul style="list-style-type: none"> Original document quantity is null. Original document quantity is not numeric.
Unit Cost Sign Indicator	Char(1)	Indicates either a positive (+) or a negative (-) Original Unit Cost amount.	Y	Reject transaction to file if sign indicator is null or if it is not + or -.
Original Unit Cost	Number(20,4)	Unit cost, in document currency, of the item on this detail record. Stored in IM_INVOICE_DETAIL.UNIT_COST and IM_INVOICE_DETAIL.RESOLUTION_ADJUSTED_UNIT_COST.	Y	Reject transaction to file if: <ul style="list-style-type: none"> Original unit cost is null. Original unit cost is not numeric.
Original Tax Code	Char(6)	Tax code for item.	N	Reject to file if tax code is invalid.
Original Tax rate	Number(20,10)	Tax Rate for the tax code/item.	N	Reject to file if tax rate is not numeric.

Field Name	Field Type	Description	Req	Validation
Allowance Sign Indicator	Char(1)	Indicates either a positive (+) or a negative (-) allowance	Y	Reject transaction to file if: <ul style="list-style-type: none"> Sign indicator is null. Sign indicator is not + or -.
Total Allowance	Number(20,4)	Sum of allowance details for this item detail record. If no allowances exist for this item detail record, value is 0.	Y	Reject transaction to file if: <ul style="list-style-type: none"> Total allowance is null. Total allowance is not numeric. Total allowance does not equal the sum of allowance amounts for all allowance records in this item detail record. Total allowance is not 0 and vendor document type is CRDNT.
Tax Amount Sign Indicator	Char(1)	Indicates either a positive (+) or a negative (-) taxable amount for rate based tax	Y	Reject transaction to file if: <ul style="list-style-type: none"> Sign indicator is null. Sign indicator is not + or -.
Taxable amount	Number(20,4)	Taxable amount for the line item for rate base tax	N	Reject transaction to file if: <ul style="list-style-type: none"> Taxable amount is null. Taxable amount is not numeric.
Tax Per Unit Sign Indicator	Char(1)	Indicates either a positive (+) or a negative (-) per unit tax value. Used for per unit tax, optional otherwise	N	Reject transaction to file if populated and: Sign indicator is not + or -.
Per unit tax value	Number(20,4)	Per unit tax value. Used for per unit tax, optional otherwise	N	Reject transaction to file if populated and: Taxable amount is not numeric.

TDTLT - Item Detail Tax Record. This information is inserted into the IM_INVOICE_DETAIL_TAX table for Merchandise Invoice and IM_DOC_DETAIL_RC_TAX for Credit Notes.

Field Name	Field Type	Description	Req	Validation
Record descriptor	Char(5)	Describes file record type.	Y	TDTLT
Line Id	Number(10)	Sequential file line number.	Y	Halt execution if not in sequence.
Transaction number	Number(10)	Transaction number for this item detail record.	Y	Reject to file if tax rate is not numeric <ul style="list-style-type: none"> Transaction number is not numeric. Transaction number is not the same as the current transaction.

Field Name	Field Type	Description	Req	Validation
UPC	Char(25)	UPC for this detail record. Valid item number is retrieved for the UPC. Stored in IM_INVOICE_DETAIL.ITEM or IM_DOC_DETAIL_REASON_CODES.ITEM.	Y Exclusive with item	Reject transaction to file if: <ul style="list-style-type: none"> UPC is null and Item is null. Both UPC and Item are not null. Reject transaction to tables if: <ul style="list-style-type: none"> Valid item is not found for UPC and UPC supp. Valid item is not associated with the supplier. The item found is identical to another detail item for this transaction (no duplicate items).
UPC Supplement	Number(5)	Supplement for the UPC.	N	Reject transaction to file if: <ul style="list-style-type: none"> UPC supplement exists and UPC doesn't exist. UPC supplement exists and is not numeric.
Item	Char(25)	Item for this detail record. Item number is verified and stored in IM_INVOICE_DETAIL.ITEM or IM_DOC_DETAIL_REASON_CODES.ITEM.	Y Exclusive with UPC	Reject transaction to file if: <ul style="list-style-type: none"> UPC is null and Item is null. Both UPC and Item are not null. Valid item is not associated with the supplier. The item found is identical to another detail item for this transaction (no duplicate items).
VPN	Char(30)	Vendor Product Number provided by the supplier. It is used to identify an item when an item number has not been provided. VPN is displayed on the Invoice Maintenance screen and may be used during the on-line matching process.	Y Exclusive with item and UPC	Reject transaction to file if: <ul style="list-style-type: none"> VPN is null and UPC is null and Item is null. At least two of the following are not null: UPC, VPN and ITEM. Reject transaction to tables if: <ul style="list-style-type: none"> Valid item is not found for VPN for the supplier. The item found is identical to another detail item for this transaction (no duplicate items). There are multiple items for the supplier with the VPN provided and: no items on the PO for the document OR multiple items on the PO for the document.
Original Tax Code	Char(6)	Tax code for item.	Y	Reject to file if tax code is invalid.
Original Tax rate	Number(20,10)	Tax Rate for the tax code/ item.	Y	Reject to file if tax rate is not numeric.
Sign Indicator	Char(1)	Indicates either a positive (+) or a negative (-) taxable amount for rate based tax	Y	Reject transaction to file if: <ul style="list-style-type: none"> Sign indicator is null. Sign indicator is not + or -.
Taxable amount	Number(20,4)	Taxable amount for the line item for rate base tax	Y	Reject transaction to file if: <ul style="list-style-type: none"> Taxable amount is null. Taxable amount is not numeric.

Field Name	Field Type	Description	Req	Validation
Sign Indicator	Char(1)	Indicates either a positive (+) or a negative (-) per unit tax value. Used for per unit tax, optional otherwise	N Exclusive with tax rate	Reject transaction to file if populated and: Sign indicator is not + or -.
Per unit tax value	Number(20,4)	Per unit tax value. Used for per unit tax, optional otherwise	N Exclusive with tax rate	Reject transaction to file if populated and: Taxable amount is not numeric.

TALLW - Allowance Record. This information is inserted into IM_INVOICE_DETAIL_ALLOWANCE table.

Field Name	Field Type	Description	Req	Validation
Record descriptor	Char(5)	Describes file record type.	Y	TALLW
Line id	Number(10)	Sequential file line number.	Y	Halt execution if not in sequence.
Transaction Number	Number(10)	Transaction number for this item allowance record.	Y	Reject entire file if: <ul style="list-style-type: none"> Transaction number is not numeric. Transaction number is not the same as the current transaction.
Allowance Code	Char(6)	Allowance code for this allowance record. Stored in IM_INVOICE_DETAIL_ALLOWANCE.ALLOWANCE_CODE.	Y	Reject transaction to file if: <ul style="list-style-type: none"> Allowance code is null. Allowance code is not valid.
Sign Indicator	Char(1)	Indicates either a positive (+) or a negative (-) allowance amount.	Y	Reject transaction to file if sign indicator is null or if it is not + or -.
Allowance Amount	Number (20,4)	Amount of allowance in document currency. Stored in IM_INVOICE_DETAIL_ALLOWANCE.ALLOWANCE_AMOUNT.	Y	Reject transaction to file if allowance amount is null or not numeric.
Allowance Tax Code	Char(6)	Tax Code for Allowance. Should be populated if tax is required. In global tax mode tax can be provided in TALLW record.	N	Reject to file if tax code is not valid.
Allowance Tax rate at this tax code	Number (20,10)	Tax Rate corresponding to the tax code. Should be populated if tax is required. In global tax mode tax can be provided in TALLW record.	N	Reject to file if not numeric.

Field Name	Field Type	Description	Req	Validation
Sign Indicator	Char(1)	Indicates either a positive (+) or a negative (-) allowance taxable amount. Should be populated if tax is required. In global tax mode tax can be provided in TALLW record.	N	Reject transaction to file if sign indicator is populated and it is not + or -.
Allowance Tax taxable Amount	Number (20,4)	Taxable allowance amount for the tax code. Should be populated if tax is required. In global tax mode tax can be provided in TALLW record.	N	Reject transaction to file if taxable amount is populated and it is not numeric.

TALLT- Allowance Tax Record. This information is inserted into IM_INVOICE_DETAIL_ALLW_TAX table.

Field Name	Field Type	Description	Req	Validation
Record descriptor	Char(5)	Describes file record type.	Y	TALLW
Line id	Number(10)	Sequential file line number.	Y	Halt execution if not in sequence.
Transaction Number	Number(10)	Transaction number for this item allowance record.	Y	Reject entire file if: <ul style="list-style-type: none"> Transaction number is not numeric. Transaction number is not the same as the current transaction.
Allowance Code	Char(6)	Allowance code for this allowance record. Stored in IM_INVOICE_DETAIL_ALLO WANCE.ALLOWANCE_CODE.	Y	Reject transaction to file if: <ul style="list-style-type: none"> Allowance code is null. Allowance code is not valid.
Allowance Tax Code	Char(6)	Tax Code for Allowance. Should be populated if tax is required.	Y	Reject to file if tax code is null or is not valid.
Allowance Tax rate at this Tax code	Number (20,10)	Tax Rate corresponding to the tax code. Should be populated if tax is required.	Y	Reject to file if it is null or not numeric.
Sign Indicator	Char(1)	Indicates either a positive (+) or a negative (-) allowance taxable amount. Should be populated if tax is required.	Y	Reject transaction to file if sign indicator is null or it is not + or -.
Allowance Tax taxable Amount	Number (20,4)	Taxable allowance amount for the tax code. Should be populated if tax is required.	Y	Reject transaction to file if taxable amount is null or is not numeric.

TNMRC - Non-Merchandise Record. Records of this type will contain non-merchandise costs. These costs are inserted into the IM_DOC_NON_MERCH table. Non-merchandise costs records are only required when the document type is non-merchandise. Non-merchandise cost records are also associated with merchandise type documents if the vendor associated with the document allows non-merch costs on merchandise invoices (IM_SUPPLIER_OPTIONS, MIX_MERCH_NON_MERCH_IND).

Field Name	Field Type	Description	Req	Validation
Record descriptor	Char(5)	Describes file record type.	Y	TNMRC
Line id	Number(10)	Sequential file line number.	Y	Halt execution if not in sequence.
Transaction number	Number(10)	Transaction number for this non-merchandise record.	Y	Reject entire file if: <ul style="list-style-type: none"> Transaction number is not numeric. Transaction number is not the same as the current transaction.
Non Merchandise Code	Char(6)	Non-Merchandise code that describes this cost. Stored in IM_DOC_NON_MERCH.NON_MERCH_CODE.	Y	Reject transaction to file if: <ul style="list-style-type: none"> Non-merchandise code is null. Non-merchandise code is not valid.
Sign Indicator	Char(1)	Indicates either a positive (+) or a negative (-) Non Merchandise Amt.	Y	Reject transaction to file if sign indicator is null or if it is not + or -.
Non Merchandise Amt	Number(20,4)	Cost in the document currency. Stored in IM_DOC_NON_MERCH.NON_MERCH_AMT.	Y	Reject transaction to file if: <ul style="list-style-type: none"> Non-merchandise amount is null. Non-merchandise amount is not numeric. Non-merchandise amount does not have a negative value and this is part of a credit note document (THEAD.Vendor Document Type = CRDNT).
Non Merch Tax Code	Char(6)	Tax Code for Non-Merchandise.	N	Reject to file if tax code is populated and is not valid.
Non Merch Tax rate at this tax code	Number(20,10)	Tax Rate corresponding to the tax code.	N	Reject to file if it is populated and not numeric.
Service Performed Indicator	Char(1)	Indicates if a service has actually been performed. Stored in IM_DOC_NON_MERCH.SERVICE_PERF_IND.	Y	Reject transaction to file if: <ul style="list-style-type: none"> Service performed indicator is null. Service performed indicator is not Y or N.
Store	Number(10)	Store at which the service was performed. Stored in IM_DOC_NON_MERCH.STORE.	N	Reject transaction to file if: <ul style="list-style-type: none"> Store exists and is not numeric. Service performed indicator is Y and store is not valid.

Field Name	Field Type	Description	Req	Validation
Sign Indicator	Char(1)	Indicates either a positive (+) or a negative (-) non-merch taxable amount. Should be populated if tax is required. In global tax mode tax can be provided in TNMRT record.	N	Reject transaction to file if sign indicator is populated and it is not + or -.
Non Merch taxable Amount	Number (20,4)	Taxable non-merch amount for the tax code. Should be populated if tax is required. In global tax mode tax can be provided in TNMRT record.	N	Reject transaction to file if taxable amount is populated and is not numeric.
Reason Code	Char(6)	Reason code for allowance discrepancy resolution		
Reason Code Description	Char(50)	Reason code description for allowance discrepancy resolution		

TNMRT- Non-Merchandise Tax Record. Records of this type will contain non-merchandise costs. These costs are inserted into the IM_DOC_NON_MERCH_TAX table. Non-merchandise costs records are only required when the document type is non-merchandise. Non-merchandise cost records are also associated with merchandise type documents if the vendor associated with the document allows non-merch costs on merchandise invoices (IM_SUPPLIER_OPTIONS. MIX_MERCH_NON_MERCH_IND).

Field Name	Field Type	Description	Req	Validation
Record descriptor	Char(5)	Describes file record type.	Y	TNMRC
Line Id	Number(10)	Sequential file line number.	Y	Halt execution if not in sequence.
Transaction number	Number(10)	Transaction number for this non-merchandise record.	Y	Reject entire file if: <ul style="list-style-type: none"> Transaction number is not numeric. Transaction number is not the same as the current transaction.
Non Merchandise Code	Char(6)	Non-Merchandise code that describes this cost. Stored in IM_DOC_NON_MERCH.NO N_MERCH_CODE.	Y	Reject transaction to file if: <ul style="list-style-type: none"> Non-merchandise code is null. Non-merchandise code is not valid.
Non Merch Tax Code	Char(6)	Tax Code for Non-Merchandise.	Y	Reject to file if tax code is null or it is not valid.
Non Merch Tax rate at this Tax code	Number(20,10)	Tax Rate corresponding to the tax code.	Y	Reject to file if it is null or not numeric.
Sign Indicator	Char(1)	Indicates either a positive (+) or a negative (-) non-merch taxable amount. Should be populated if tax is required.	Y	Reject transaction to file if sign indicator is null or it is not + or -.

Field Name	Field Type	Description	Req	Validation
Non Merch taxable Amount	Number (20,4)	Taxable non-merch amount for the tax code. Should be populated if tax is required.	Y	Reject transaction to file if taxable amount is null or it is not numeric.

TPORD is an optional record type. It is a Purchase order record that would identify purchase orders the invoices could be matched against.

Field Name	Field Type	Description	Req	Validation
Record descriptor	Char(5)	Describes file record type	Y	TPORD
Line Id	Number(10)	Sequential file line number	Y	Halt execution if not in sequence
Transaction number	Number(10)	Transaction number for this record	Y	Reject entire file if: <ul style="list-style-type: none"> Transaction number is not numeric. Transaction number is not the same as the current transaction.
Match Attrib Type	Char(6)	PO	Y	The attribute types. Valid value is PO for Purchase Order.
Match Attrib Value	Number(12)	Order No	Y	This is the order Number

TTAIL - Transaction Tail. Marks the end of a transaction.

Field Name	Field Type	Description	Req	Validation
Record descriptor	Char(5)	Describes file record type.	Y	TTAIL
Line id	Number(10)	Sequential file line number.	Y	Halt execution if not in sequence.
Transaction number	Number(10)	Transaction number for the transaction that this record is closing.	Y	Reject entire file if: <ul style="list-style-type: none"> Transaction number is not numeric. Transaction number is not the same as the current transaction.
Transaction lines	Number(6)	Total number of detail lines within this transaction.	Y	Reject transaction to file if transaction lines is not numeric, if it does not match the count of lines within the transaction, or if it is zero (transaction must have details).

FTAIL - File TAIL. Marks the end of the upload file.

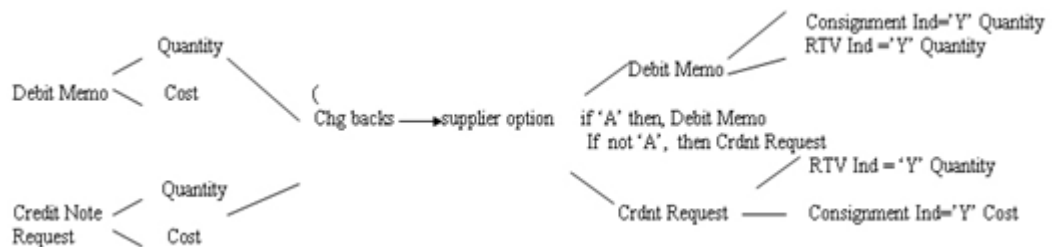
Field Name	Field Type	Description	Req	Validation
Record descriptor	Char(5)	Describes file record type.	Y	FTAIL
Line id	Number(10)	Sequential file line number.	Y	Halt execution if not in sequence.

Field Name	Field Type	Description	Req	Validation
Number of lines	Number(10)	Total number of lines within this file not counting FHEAD and FTAIL.	Y	Halt execution if number of lines is not numeric, if it does not match the count of lines within the file (excluding FHEAD and FTAIL), or if it is 2 (FHEAD and FTAIL only, file has no transactions).

Notes

Consider the following.

- The EDI Injector Batch process has the ability to recognize only a new document type. In FHEAD of the EDI flat file, the Document Type does not include CRDMC (credit memo cost). When the document type in the flat file is Debit Memo Cost, Debit Memo Qty, Credit Note Request Cost, or Credit Note Request Qty, and if the amount (Total Cost) for a Deal Charge Back Document that is sent over from Merchandising is negative a Credit Memo Cost is created.
- For charge back documents, use the following flow chart to determine what document type to be populated in the database.



- If the document type is merchandise invoice and the consignment indicator is C, the status is matched; if the consignment indicator is not C, the status is ready for match; if the document type is not merchandise invoice, the status is approved.
- The tax codes and rates in the detail of documents are those known for the item and location when the document is not an import Document. Given a combination of TDETL.item and location, we could find a tax. The tax code and tax rate in the tax should be the same as the original tax code and original tax rate in the TDETL.
- The merchandises header tax and detail tax are consistent (for example, tax basis by tax rate and tax amount by tax rate). Total header Merchandise Tax information is calculated from total document tax information and tax information for non-merchandise costs. For example, for each Tax Code in TDETL and TNMRC: Thead.Total Tax Amount at this Tax code = total tax from TDETL at this tax code + total tax from TNMRC at this tax code. Total Tax from TDETL at this tax code = sum(original document quantity * original unit cost * original tax rate). Total Tax from TNMRC at this tax code = sum(Non Merch Tax rate * Non Merch Amt). Thead.Total Tax Amount at this Tax code = sum(TVATS.Vat rate * TVATS.cost at this Tax code).
- For an EDI upload document, if the Tax Region of the header is different from the tax region of the supplier, it is an import document. Import document will not contain tax information. (LocVatRegion != SupplierVatRegion, then it is an import document). If a document is not an import document, plus the system_option.vat is on; if the TVATS is null, reject to file.

- To decide whether a tax code is valid in the TDETL, first find the tax code given the information of item and location. If they are equal, then the tax code is valid; if they are not equal, check if the tax code exists in the effective tax codes; if the tax code exists, then it is valid but is populated to the audit table.
- If RTV indicator or consignment indicator is Yes and deal ID is not null, it must reject to file.

EDI Invoice Download File Layout (Based on EDI 812)

Output file format:

FHEAD (1): Start of file.

THEAD (1...n): Transaction (document) level info. Each file must have at least 1 THEAD.

TDETL (0...n): Item detail records for this transaction.

TDTLT (0...n): Item detail tax records for this transaction.

TNMRC (0...n): Non-merchandise records for this transaction. Required on non-merchandise documents, optional otherwise.

TNMRT (0...n): Non-merchandise tax records for this transaction.

TVATS (0...n): Doc tax detail records for this transaction, optional.

TTAIL (1...n): Marks the end of a THEAD record. Each THEAD requires exactly one TTAIL.

FTAIL (1): Marks the end of the file.

If records are encountered in any order other than specified above, execution of program will halt.

Example 1:

FHEAD

THEAD

TNMRC

TVATS

FTAIL (no TTAIL encountered)

Example 2:

FHEAD

THEAD

TNMRC

TNMRT

TVATS

TTAIL /EOF

(no FTAIL encountered)

If a record descriptor is encountered other than those specified in this document, execution of the program will halt.

All character variables should be right-padded with blanks and left justified; all numerical variables should be left-padded with zeroes and right-justified. Null variables should be blank.

Note

The file is not threaded, but rather ordered by vendor id (THEAD). It is assumed that this file is broken out by vendor id during the translation process.

FHEAD - File Header. First record of an upload file.

Field Name	Field Type	Description	Req	Validation
Record descriptor	Char(5)	FHEAD	Y	
Line id	Number(10)	Generated Sequential file line number.	Y	
Gentran ID	Char(5)	DNINV	Y	
Current date	Char(14)	File date in YYYYMMDDHH24MISS format.	Y	
File version	Char(2)	Describes file format version	N	Defaults to 01. Current format is version 06. Users should use "current" EDI version, unless backward compatibility is required.

THEAD - Transaction Header. Start of a document transaction.

Field Name	Field Type	Description	Req	Validation
Record descriptor	Char(5)	THEAD	Y	
Line id	Number(10)	Generated Sequential file line number.	Y	
Transaction number	Number(10)	Sequential transaction number. All records within this transaction will also have this transaction number.	Y	

Field Name	Field Type	Description	Req	Validation
Document Type	Char(6)	Describes the type of document being downloaded. The document type will determine the types of detail information that are valid for the document downloaded. Retrieved from IM_DOC_HEAD.TYPE where type is debit memo, credit note request or credit memo and in Approved or Posted Status. Valid values are: MRCHI - Merchandise Invoice NMRCHI - Non Merchandise Invoice CRDNT - Credit Note DBMC - Debit Memo Cost DBMQ - Debit Memo Qty CRDMC - Credit Memo Cost CRDMQ - Credit Memo Qty CNRC - Credit Note Request Cost CNRQ - Credit Note Request Qty CNRT - Credit Note tax DBMT - Debit Memo Tax	Y	
Vendor Document Number	Char(50)	Vendor's document number. Retrieved from IM_DOC_HEAD.EXT_DOC_ID.	Y	
Group ID	Number(10)	The group ID is an optional informational field. It can be used to identify groups of documents that were transmitted together.	N	
Invoice Number	Char(10)	Corresponding invoice resolved by the document. Retrieved from IM_DOC_HEAD.REF_DOC.	Y	
Vendor ID	Number(10)	Vendor for this document. Retrieved from IM_DOC_HEAD.VENDOR	Y	
Document Date	Char(14)	Date the document was entered into the system in YYYYMMDDHH24MISS format. Retrieved from IM_DOC_HEAD.DOC_DATE	Y	
Order	Number(12)	Order number for this document, if any. Retrieved from IM_DOC_HEAD.ORDER_NO	N	
Location	Number(10)	Location for this document, if any. Retrieved from IM_DOC_HEAD.LOCATION.	N	
Location Type	Char(1)	Location type for this document, if any. Retrieved from IM_DOC_HEAD.LOC_TYPE.	N	
Terms	Char(15)	Terms of this document. Retrieved from IM_DOC_HEAD.TERMS.	N	

Field Name	Field Type	Description	Req	Validation
Due Date	Char(14)	Date the amount due is due from the vendor (YYYYMMDDHH24MISS format). Retrieved from IM_DOC_HEAD.DUE_DATE.	N	
Currency Code	Char(3)	Currency code for this document. Retrieved from IM_DOC_HEAD.CURRENCY_CODE.	N	
Exchange Rate	Number(20,10)	Exchange rate for conversion of document currency to the location currency. Retrieved from IM_DOC_HEAD.EXCHANGE_RATE.	N	
Sign indicator	Char(1)	Indicates either a positive (+) or a negative (-) total cost.	Y	
Total Cost	Number(20,4)	Total document cost, including all items and costs on this document. This value is in the document currency. Retrieved from IM_DOC_HEAD.TOTAL_COST.	Y	
Sign indicator	Char(1)	Indicates either a positive (+) or a negative (-) total tax amount	Y	
Total Tax Amount	Number(20,4)	Total Tax amount, including all items and costs on this document. This value is in the document currency.	N	
Sign indicator	Char(1)	Indicates a positive (+) or negative (-) quantity	Y	
Total Quantity	Number(12,4)	Total quantity of items on this document. This value is in EACHES (no other units of measure are supported in Invoice Matching). Retrieved from IM_DOC_HEAD.TOTAL_QTY.	Y	
Third Party Payee	Number(10)	Third-party payee. Provide alternative remittance for a document. It can be any valid supplier	Y	
Invoice Received Date	Char(14)	Invoice received date	N	
Fiscal Id	Char(240)	Fiscal ID	N	

TDETL - Item Detail Record. This information is from the IM_DOC_DETAIL_REASON_CODES table.

Field Name	Field Type	Description	Req	Validation
Record descriptor	Char(5)	TDETL	Y	
Line id	Number(10)	Generated Sequential file line number.	Y	
Transaction number	Number(10)	Generated Transaction number for this item detail record	Y	
Item	Char(25)	Internal SKU/Item for this document. This is always sent. Retrieved from IM_DOC_DETAIL_REASON_CODES.ITEM.	Y	
UPC	Char(25)	UPC for this detail record.	N	

Field Name	Field Type	Description	Req	Validation
UPC Supplement	Number(5)	Supplement for the UPC. Retrieved from UPC_EAN.UPC_SUPPLEMENT. This field is sent if available.	N	
VPN	Char(30)	Vendor Product Number. This field is sent if available. Retrieved from ITEM_SUPPLIER.VPN.	N	
Comments	Char(200)	Comments associated with Reason Code. Retrieved from IM_DOC_DETAIL_COMMENTS.TEXT	Y	
Reason Code	Char(6)	Reason Code for this document. Retrieved from IM_DOC_DETAIL_REASON_CODES.REASON_CODE_ID	Y	
Reason Code description	Char(50)	Description associated with Reason Code. Retrieved from IM_REASON_CODES.REASON_CODE_DESC		
Sign indicator	Char(1)	Indicates a positive (+) discrepant qty.	Y	
Discrepant Quantity	Number(12,4)	Quantity, in EACHES, of the item that is discrepant for this detail record. Retrieved from IM_DOC_DETAIL_REASON_CODES.ADJUSTED_QTY.	Y	
Sign indicator	Char(1)	Indicates either a positive (+) or a negative (-) discrepant cost.	Y	
Discrepant cost	Number(20,4)	Unit cost, in document currency, of the item that is discrepant for this detail record. Retrieved from IM_DOC_DETAIL_REASON_CODES.ADJUSTED_UNIT_COST.	Y	
Original Tax code	Char(6)	Tax code for item.	N	
Original Tax rate	Number(20,10)	Tax Rate for the tax code/item. Used for rate tax. Optional otherwise.	N	
Sign Indicator	Char(1)	Indicates either a positive (+) or a negative (-) taxable amount for rate based tax. Used for rate tax. Optional otherwise.	N	
Taxable amount	Number(20,4)	Taxable amount for the line item for rate base tax. Used for rate tax. Optional otherwise.	N	
Sign Indicator	Char(1)	Indicates either a positive (+) or a negative (-) per unit tax value. Used for per unit tax, optional otherwise	N	
Per unit tax value	Number(20,4)	Per unit tax value. Used for per unit tax, optional otherwise	N	

TDTLT - Item Detail Tax Record. This information is from the IM_DOC_DETAIL_RC_TAX table.

Field Name	Field Type	Description	Req	Validation
Record descriptor	Char(5)	TDTLT	Y	
Line Id	Number(10)	Generated Sequential file line number.	Y	
Transaction number	Number(10)	Generated Transaction number for this item detail record	Y	
Item	Char(25)	Internal SKU/Item for this document. This is always sent. Retrieved from IM_DOC_DETAIL_RC_TAX.ITEM.	Y	
UPC	Char(25)	UPC for this detail record.	N	
UPC Supplement	Number(5)	Supplement for the UPC. Retrieved from UPC_EAN.UPC_SUPPLEMENT. This field is sent if available.	N	
VPN	Char(30)	Vendor Product Number. This field is sent if available. Retrieved from ITEM_SUPPLIER.VPN.	N	
Original Tax code	Char(6)	Tax code for item.	N	
Original Tax rate	Number(20,10)	Tax Rate for the tax code/item. Used for rate tax. Optional otherwise.	N	
Sign Indicator	Char(1)	Indicates either a positive (+) or a negative (-) taxable amount for rate based tax. Used for rate tax. Optional otherwise.	N	
Taxable amount	Number(20,4)	Taxable amount for the line item for rate base tax. Used for rate tax. Optional otherwise.	N	
Sign Indicator	Char(1)	Indicates either a positive (+) or a negative (-) per unit tax value. Used for per unit tax, optional otherwise	N	
Per unit tax value	Number(20,4)	Per unit tax value. Used for per unit tax, optional otherwise	N	

TNMRC - Non-Merchandise Record. Records of this type will contain non-merchandise costs. These costs are retrieved from the IM_DOC_NON_MERCH table. Non-merchandise cost records are only required when the document type is non-merchandise.

Field Name	Field Type	Description	Req	Validation
Record descriptor	Char(5)	TNMRC	Y	
Line id	Number(10)	Generated Sequential file line number.	Y	
Transaction number	Number(10)	Generated Transaction number for this non-merchandise record.	Y	
Non Merchandise Code	Char(6)	Non-Merchandise code that describes this cost. Retrieved from IM_DOC_NON_MERCH.NON_MERCH_CODE.	Y	
Sign indicator	Char(1)	Indicates either a positive (+) or a negative (-) non merchandise amount.	Y	

Field Name	Field Type	Description	Req	Validation
Non Merchandise Amt	Number(20,4)	Cost in the document currency. Retrieved from IM_DOC_NON_MERCH.NON_MERCH_AMT.	Y	
Non-merch Tax code	Char(6)	Tax Code for Non-merchandise amount.		
Non-merch Tax rate at this Tax code	Number(20,10)	Tax Rate corresponding to the Tax code.		
Sign Indicator	Char(1)	Indicates either a positive (+) or a negative (-) non-merch taxable amount.		
Non-merch taxable Amount	Number (20,4)	Taxable non-merch amount for the Tax code.		

TNMRT- Non-Merchandise Tax Record. Records of this type will contain non-merchandise costs taxes. These cost taxes are retrieved from the IM_DOC_NON_MERCH_TAX table. Non-merchandise cost tax records are only required when the document type is non-merchandise. For a merchandising document the records are optional.

Field Name	Field Type	Description	Req	Validation
Record descriptor	Char(5)	TNMRC	Y	
Line Id	Number(10)	Generated Sequential file line number.	Y	
Transaction number	Number(10)	Generated Transaction number for this non-merchandise record.	Y	
Non Merchandise Code	Char(6)	Non-Merchandise code that describes this cost. Retrieved from IM_DOC_NON_MERCH.NON_MERCH_CODE.	Y	
Non-merch Tax code	Char(6)	Tax Code for Non-merchandise amount.		
Non-merch Tax rate at this tax code	Number(20,10)	Tax Rate corresponding to the Tax code.		
Sign Indicator	Char(1)	Indicates either a positive (+) or a negative (-) non-merch taxable amount. Should be populated if tax is required. In global tax mode tax can be provided in TNMRT record.		
Non-merch taxable Amount	Number (20,4)	Taxable non-merch amount for the tax code. Should be populated if tax is required. In global tax mode tax can be provided in TNMRT record.		

TVATS - Tax Detail record.

Field Name	Field Type	Description	Req	Validation
Record descriptor	Char(5)	TVATS	Y	
Line id	Number(10)	Sequential line number.	Y	
Transaction number	Number(10)		Y	
Tax code	Char(6)	Tax code that applies to cost.	Y	
Tax rate	Number(20,10)	Tax Rate corresponding to the Tax code.	Y	
Sign indicator	Char(1)	Indicates either a positive (+) or a negative (-) Original Document Quantity amount.	Y	
Taxable value at this Tax code	Number(20,4)	Total amount that must be taxed at the above Tax code.	N	
Sign indicator	Char(1)	Indicates either a positive (+) or a negative (-) for Tax Amount	Y	
Tax Amount	Number(20)	Tax Amount	Y	

TTAIL - Transaction Tail. Marks the end of a transaction.

Field Name	Field Type	Description	Req	Validation
Record descriptor	Char(5)	TTAIL	Y	
Line id	Number(10)	Generated Sequential file line number.	Y	
Line number	Number(10)	Generated Transaction number for the transaction that this record is closing.	Y	
Transaction lines	Number(6)	Total number of detail lines within this transaction.	Y	

FTAIL - File TAIL. Marks the end of the upload file.

Field Name	Field Type	Description	Req	Validation
Record descriptor	Char(5)	FTAIL	Y	
Line id	Number(10)	Generated Sequential file line number.	Y	
Number of lines	Number(10)	Total number of lines within this file, not including FHEAD and FTAIL.	Y	

Document Induction via UI

The application allows injecting spreadsheets in ODS format with document data to be processed similarly to EDI injector flow. ODS files are spreadsheets in ODF data format. This format is a binary format and is nothing but archive (zip) of actual data in XML format.

Out of the box the application will have a set of templates defined within the system. The templates will be grouped by a category. At the same time retailers will be able to define custom templates.

Template categories will be document type based. There will be one or more Merchandising Invoice templates, one or more Credit Note templates, etc.

The purpose of templates is to define the set of worksheets that are suitable for document entry process. Each worksheet will have a set of fields. While some worksheets are mandatory for a particular document type, some may be optional and as such can be removed by customization process to better suite retailer business process. Same logic applies to worksheet fields. While some of the fields are mandatory, some are optional and can be removed by customization.

Customization will be done via backend. Retailers will be able to delete base installed template. It will be up to retailers to guarantee that all the required templates are present and correct, as well as that they will not conflict with existing templates.

Template definition will be done using existing data model.

The template type will match existing document types that are allowed to be manually entered.

- NMRCHI
- MRCHI
- DEBMEQ
- DEBMEC
- CRDNRQ
- CRDNRC
- CRDMEQ
- CRDMEC

The main difference for default template definitions will be presence or lack thereof of tax related information. Another difference will be the presence or lack thereof of detail records.

Templates are defined in the following tables

- S9T_TEMPLATE - template table
- S9T_TMPL_WKSHT_DEF - template worksheets table
- S9T_TMPL_COLS_DEF- template worksheet columns table.

The template data structure is shared by multiple applications. Invoice Matching templates are defined under DOCS9T category.

The order of the columns within the worksheet is NOT customizable and is predefined within the application. The order of the worksheets, on the other hand can be changed.

Errors identified during processing will be included in an error worksheet within the rejection file that can be retrieved via UI.

Financial System Interface

Invoice Matching exports data to financial staging tables. This section describes these tables.

Foundation Financial Data Overview

The following types of financial information are imported in Invoice Matching:

- Terms ranking data

- Variable department/class account segments
- Variable company/location account segments

Terms ranking information is used in the best terms calculation to choose the best term for each document. This best terms information is posted to the financial system.

Variable department/class and company/location segments are used to determine the account segments to which a document is posted.

The retailer is responsible for populating variable department/class and company/location segments. No API is provided.

Partners can only be set up as suppliers in the Financial System. After the partner is setup as a supplier, the supplier integration step is run and the partner is created as a supplier in Merchandising. Then the partner must be manually created in Merchandising using the Merchandising Supplier ID which was generated as part of the supplier integration step. Partner functionality within Merchandising and Invoice Matching can then proceed normally. The Merchandising supplier generated as part of this process is not used.

Location Account Segments

Invoice Matching uses location account segments in general ledger (GL) account mappings. The location account segments are accessed and maintained through the Invoice Matching user interface. The segments are dynamically assigned during posting, based on the location on the invoice. The data is stored in the location account segments table (IM_DYNAMIC_SEGMENT_LOC).

Department/Class Account Segments

Invoice Matching uses department/class account segments in GL account mappings. The department/class account segments are accessed and maintained through the Invoice Matching user interface. The segments are dynamically assigned during posting, based on the item on the invoice. The data is stored in the department/class account segment table (IM_DYNAMIC_SEGMENT_DEPT_CLASS).

Financial Transactions

Invoice Matching writes two types of transactions to the financial staging tables. Documents which are expected to be sent to the A/P system are sent to the IM_AP_STAGE_HEAD and IM_AP_STAGE_DETAIL tables. Transactions expected to go to the G/L system go to the IM_FINACIALS_STAGE table. The RFI integration will send the data in these tables to EBS or Peoplesoft. Retailers using other financial systems can still use these tables to integrate to their specific A/P and G/L systems.

If RFI isn't being used, financial data in IM_AP_STAGE_HEAD and IM_AP_STAGE_DETAIL tables will be published to Web Hooks.

Users might have defined optional financial attributes in IM_FIF_OUT_ATTRIBUTE_MAPPING to be sent to financial system. If defined, those additional attributes will be included in the financial staging tables, as well as published to Web Hooks.

Complex and Fixed Deal-Related Posting

For complex and fixed deals, batch processes copy most of the data from the Merchandising staging tables into Invoice Matching detail tables (IM_COMPLEX_DEAL_DETAIL, IM_FIXED_DEAL_DETAIL). Some of the data on these tables is later referenced during the posting process for the created documents, including:

- Location
- Item

Financial Posting

To understand the process that posts data from Invoice Matching to the financials staging table (IM_FINANCIAL_STAGE), see "[Financial Posting Batch Design](#)".

Tracking Receipt Posts

Receipt tracking functionality allows the retailer to track what receipts have posted. This processing helps the retailer check the integrity of its financial data.

Note that Oracle Retail does not provide packaged reporting in conjunction with this processing. Rather, the retailer builds its own processes and creates its own reporting mechanisms against the data resulting from the receipt tracking functionality.

Tables Related to Tracking Receipt Posts

In-Process Tables

The tables illustrated below are for the retailer's understanding, but the data on these tables should not be used by the retailer as it builds its processes and reports.

Each area of the system that matches receipts to invoices updates the IM_RECEIPT_ITEM_POSTING table. This table tracks how much of an individual receipt item has been matched and posted.

IM_RECEIPT_ITEM_POSTING

Column Type	Type	Nullable
SEQ_NO	NUMBER(10)	N
RECEIPT_ID	NUMBER(12)	N
ITEM_ID	VARCHAR(25)	N
QTY_MATCHED	NUMBER(20,4)	Y
QTY_POSTED	NUMBER(20,4)	Y

IM_RCPT_ITEM_POSTING_INVOICE

Column Type	Type	Nullable
SEQ_NO (from IM_RECEIPT_ITEM_POSTING)	NUMBER(10)	N

Staging Tables to be used for Reporting

Once posting is completed, the following staging tables contain all currently posted entries. Thus, to build processes and reporting that tracks receipt posts, the retailer should use only the data from these staging tables.

IM_RECEIPT_ITEM_POSTING_STAGE

Column Type	Type	Nullable
SEQ_NO	NUMBER(10)	N
RECEIPT_ID	NUMBER(12)	N
ITEM_ID	VARCHAR(25)	N
QTY_POSTED	NUMBER(20,4)	N
CREATE_DATE	DATE	N

IM_RCPT_ITEM_POSTING_INV_STAGE

Column Type	Type	Nullable
SEQ_NO	NUMBER(10)	N
DOC_NO	NUMBER(10)	N

Multiple Lines for an Individual Receipt Item

For a given line item on a receipt, a line item can be split between multiple invoices. For example, one invoice could match half of a line item; another invoice could match the other half of the line item. Two separate lines would thus appear. The retailer should note that these values (and those in equivalent business scenarios) need adding together to indicate how much of a given receipt item is posted.

4

ReST Services

This chapter gives an overview of the Invoice Matching ReSTful Web service implementation and the APIs used in Invoice Matching. For more information on the ReST architectural style applied for building Web services, see [Oracle Retail Invoice Matching Cloud Service Document Maintenance ReST Services](#) on My Oracle Support.

Documents – Create Credit Memo Cost

Business Overview

This REST service provides the ability to create credit memo costs via the induction pattern. Any induction template key with a template type of 'Credit Memo Cost' (TEMPLATE_TYPE = 'CRDMEC') can be used.

Service Type

POST

REST URL

`https://<host>[:<port>]/<context_root>/services/private/Reim/document/induction/v1/creditMemoCost`

Example

`https://example.us.oracle.com/ReimRestService/services/private/Reim/document/induction/v1/creditMemoCost`

Request Headers

Content-Type: application/json
Accept: application/json
Accept-Language: <locale>
Accept-Version: <application_version>

Example

Content-Type: application/json
Accept: application/json
Accept-Language: en-US
Accept-Version: 19.3

URL Query Parameters

N/A

Request Body

```
{
  "templateKey": "",
  "documents": [
    {
      "transactionNumber": "",
      "document": "",
      "groupId": "",
      "supplierSite": "",
      "documentDate": "",
      "orderNo": "",
      "location": "",
      "locationType": "",
      "paymentTerms": "",
      "paymentMethod": "",
      "currencyCode": "",
      "exchangeRate": "",
      "totalCostExTax": "",
      "taxAmount": "",
      "totalQuantity": "",
      "totalDiscount": "",
      "referenceInvoice": "",
      "reference1": "",
      "reference2": "",
      "reference3": "",
      "reference4": "",
      "comment": "",
      "thirdPartyPayee": "",
      "dealType": "",
      "deal": "",
      "dealComponent": "",
      "taxBreakdown": [
        {
          "taxCode": "",
          "taxRate": "",
          "taxBasis": "",
          "taxAmount": ""
        }
      ],
      "reasonCodeDetails": [
        {
          "upc": "",
          "vpn": "",
          "item": "",
          "reasonCode": "",
          "quantity": "",
          "unitCost": "",
          "taxCode": "",
          "taxRate": "",
          "taxBasis": "",
          "unitTaxPerUnit": "",
          "comment": "",
          "reasonCodeDetailsTaxes": [
```

```

    {
      "taxCode": "",
      "taxRate": "",
      "taxBasis": "",
      "unitTaxPerUnit": ""
    }
  ]
}
],
"nonMerchandiseDetails": [
  {
    "nonMerchCode": "",
    "nonMerchAmount": "",
    "taxCode": "",
    "taxRate": "",
    "taxBasis": "",
    "nonMerchandiseDetailsTaxes": [
      {
        "taxCode": "",
        "taxRate": "",
        "taxBasis": ""
      }
    ]
  }
],
"fixedDealDetails": [
  {
    "location": "",
    "locationType": "",
    "department": "",
    "class": "",
    "subclass": "",
    "income": "",
    "taxCode": "",
    "taxRate": "",
    "taxBasis": "",
    "fixedDealDetailsTaxes": [
      {
        "taxCode": "",
        "taxRate": "",
        "taxBasis": ""
      }
    ]
  }
],
"complexDealDetails": [
  {
    "location": "",
    "locationType": "",
    "item": "",
    "income": "",
    "turnoverUnits": "",
    "taxCode": "",
    "taxRate": "",
    "taxBasis": "",
    "taxPerUnit": "",

```

```

    "complexDealDetailsTaxes": [
      {
        "taxCode": "",
        "taxRate": "",
        "taxBasis": "",
        "taxPerUnit": ""
      }
    ]
  },
  "attachments": [
    {
      "attachmentName": "",
      "attachmentDescription": "",
      "attachmentType": "",
      "attachmentUrl": ""
    }
  ]
}

```

ENTITY	KEY	TYPE	VALUE
document induction	templateKey	varchar	Template Key for the induction template used to determine the allowed fields
document induction	documents	entity list	Documents to create
document	transactionNumber	numeric	Unique identifier for single document transaction. User given, can be any number but must be unique within a single request
document	document	varchar	Vendor document identifier
document	groupId	numeric	Group identifier
document	supplierSite	numeric	Supplier site identifier
document	documentDate	varchar	Document date
document	orderNo	numeric	Order number
document	location	numeric	Location identifier
document	locationType	varchar	Type of location (W - Warehouse, S - Store)
document	paymentTerms	numeric	Payment terms
document	paymentMethod	varchar	Payment method (LC - Letter of Credit, WT - Wire Transfer, OA - Open Account)
document	currencyCode	varchar	Three character currency code (Ex. USD)
document	exchangeRate	numeric	Currency exchange rate
document	totalCostExTax	numeric	Total cost excluding tax
document	taxAmount	numeric	Total tax
document	totalQuantity	numeric	Total quantity
document	totalDiscount	numeric	Total discount

ENTITY	KEY	TYPE	VALUE
document	referenceInvoice	varchar	Reference invoice
document	reference1	varchar	Document reference 1
document	reference2	varchar	Document reference 2
document	reference3	varchar	Document reference 3
document	reference4	varchar	Document reference 4
document	comment	varchar	Comment
document	thirdPartyPayee	varchar	Third party payee vendor identifier
document	bestTermsDate	varchar	Best terms date
document	dealType	varchar	Type of deal (F - Fixed, C - complex, N - Non-merchandise)
document	deal	numeric	Deal identifier
document	dealComponent	numeric	Deal component identifier
document	taxBreakdown	entity list	Tax Breakdown of header taxes on the document
document	reasonCodeDetails	entity list	Reason Code Details
document	nonMerchandiseDetails	entity list	Non-Merchandise Details
document	fixedDealDetails	entity list	Fixed Deal Details
document	complexDealDetails	entity list	Complex Deal Details
document	attachments	entity list	Document Attachments
tax breakdown	taxCode	varchar	Header Tax code
tax breakdown	taxRate	numeric	Header Tax rate
tax breakdown	taxBasis	numeric	Header Tax Basis
tax breakdown	taxAmount	numeric	Header Tax Amount
reason code details	upc	varchar	Universal product code
reason code details	vpn	varchar	Vendor product number
reason code details	item	varchar	Item identifier
reason code details	reasonCode	varchar	Reason code
reason code details	quantity	numeric	Item quantity
reason code details	unitCost	numeric	Item unit cost
reason code details	taxCode	varchar	Item Tax Code
reason code details	taxRate	numeric	Item Tax Rate
reason code details	taxBasis	numeric	Item Tax Basis
reason code details	unitTaxPerUnit	numeric	Item Unit Tax Per Unit
reason code details	comment	varchar	Comment
reason code details	reasonCodeDetailsTaxes	entity list	Reason Code Details Taxes
reason code details taxes	taxCode	varchar	Item Tax Code
reason code details taxes	taxRate	numeric	Item Tax Rate

ENTITY	KEY	TYPE	VALUE
reason code details taxes	taxBasis	numeric	Item Tax Basis
reason code details taxes	unitTaxPerUnit	numeric	Item Unit Tax Per Unit
non merchandise details	nonMerchCode	varchar	Non-merchandise Code
non merchandise details	nonMerchAmount	numeric	Non-merchandise Amount
non merchandise details	taxCode	varchar	Non-merchandise Tax Code
non merchandise details	taxRate	numeric	Non-merchandise Tax Rate
non merchandise details	taxBasis	numeric	Non-merchandise Tax Basis
non merchandise details	nonMerchandiseDetailsTaxes	entity list	Non-Merchandise Details Taxes
non merchandise details taxes	taxCode	varchar	Non-merchandise Tax Code
non merchandise details taxes	taxRate	numeric	Non-merchandise Tax Rate
non merchandise details taxes	taxBasis	numeric	Non-merchandise Tax Basis
fixed deal details	location	numeric	Fixed Deal Location identifier
fixed deal details	locationType	varchar	Type of location (W - Warehouse, S - Store)
fixed deal details	department	numeric	Department identifier
fixed deal details	class	numeric	Class identifier
fixed deal details	subclass	numeric	Subclass identifier
fixed deal details	income	numeric	Income
fixed deal details	taxCode	varchar	Tax Code
fixed deal details	taxRate	numeric	Tax Rate
fixed deal details	taxBasis	numeric	Tax Basis
fixed deal details	fixedDealDetailsTaxes	entity list	Fixed Deal Details Taxes
fixed deal details taxes	taxCode	varchar	Tax Code
fixed deal details taxes	taxRate	numeric	Tax Rate
fixed deal details taxes	taxBasis	numeric	Tax Basis
complex deal details	location	numeric	Complex Deal Location identifier
complex deal details	locationType	varchar	Type of location (W - Warehouse, S - Store)
complex deal details	item	numeric	Item identifier
complex deal details	income	numeric	Income
complex deal details	turnoverUnits	numeric	Turnover Units

ENTITY	KEY	TYPE	VALUE
complex deal details	taxCode	varchar	Tax Code
complex deal details	taxRate	numeric	Tax Rate
complex deal details	taxBasis	numeric	Tax Basis
complex deal details	taxPerUnit	numeric	Tax Per Unit
complex deal details	complexDealDetailsTaxes	entity list	Complex Deal Details Taxes
complex deal details taxes	taxCode	varchar	Tax Code
complex deal details taxes	taxRate	numeric	Tax Rate
complex deal details taxes	taxBasis	numeric	Tax Basis
complex deal details taxes	taxPerUnit	numeric	Tax Per Unit
attachment	attachmentName	varchar	Attachment Name
attachment	attachmentDescription	varchar	Attachment Description
attachment	attachmentType	varchar	Attachment Type (DOC - Document, IMG - Image, OT - Other)
attachment	attachmentUrl	varchar	Attachment URL

Note

Values can be skipped, even if they are on the induction template and they will be provided as NULL.

Values designated as "Entity List" are lists of sub entity JSON objects (see the structure of the Request Body above).

Entity Identifiers should be given as Long Integers with numeric characters ONLY (for example, 1234567890)

Decimal values should be given in the preferred date format of the authenticated user for the request, the default is #,###.#### with the decimal point and following digits being optional (for example, -1,234.5678 or -1,234)

Date values should be given in the preferred date format of the authenticated user for the request, the default is M/d/yy (for example, 1/31/22)

Time values should be given in the preferred time format of the authenticated user for the request, the default is h:mm a (for example, 11:50 PM)

Date and time values should be given in the preferred date and time format of the authenticated user for the request, the default is M/d/yy h:mm a (for example, 1/31/22 11:50 PM)

Response Codes

202 - Accepted

The request was successful and the body has been submitted for asynchronous processing.

Response Body

```
{  
  "injectId": ""  
}
```

ENTITY	KEY	TYPE	VALUE
asynchronous induction	injectId	numeric	Identifier for the asynchronous induction process.

Use the [Documents – Get Induction Status](#) request to poll for the results of the asynchronous process.

400 - Bad Request

The request was NOT successful due to an issue with the headers, query parameters, or body of the request.

500 - Internal Server Error

The request was NOT successful due to an internal server error. Contact a system administrator to determine the cause of the issue.

Documents – Create Credit Memo Quantity

Business Overview

This REST service provides the ability to create credit memo quantities via the induction pattern. Any induction template key with a template type of 'Credit Memo Quantity' (TEMPLATE_TYPE = 'CRDMEQ') can be used.

Service Type

POST

REST URL

`https://<host>[:<port>]/<context_root>/services/private/Reim/document/induction/v1/creditMemoQuantity`

Example

`https://example.us.oracle.com/ReimRestService/services/private/Reim/document/induction/v1/creditMemoQuantity`

Request Headers

Content-Type: application/json
Accept: application/json
Accept-Language: <locale>
Accept-Version: <application_version>

Example

Content-Type: application/json
Accept: application/json
Accept-Language: en-US
Accept-Version: 19.3

URL Query Parameters

N/A

Request Body

```
{
  "templateKey": "",
  "documents": [
    {
      "transactionNumber": "",
      "document": "",
      "groupId": "",
      "supplierSite": "",
      "documentDate": "",
      "orderNo": "",
      "location": "",
      "locationType": "",
      "paymentTerms": "",
      "paymentMethod": "",
      "currencyCode": "",
      "exchangeRate": "",
      "totalCostExTax": "",
      "taxAmount": "",
      "totalQuantity": "",
      "totalDiscount": "",
      "rtvOrderNo": "",
      "referenceInvoice": "",
      "reference1": "",
      "reference2": "",
      "reference3": "",
      "reference4": "",
      "comment": "",
      "thirdPartyPayee": "",
      "bestTermsDate": "",
      "taxBreakdown": [
        {
          "taxCode": "",
```

```

    "taxRate": "",
    "taxBasis": "",
    "taxAmount": ""
  }
],
"reasonCodeDetails": [
  {
    "upc": "",
    "vpn": "",
    "item": "",
    "reasonCode": "",
    "quantity": "",
    "unitCost": "",
    "taxCode": "",
    "taxRate": "",
    "taxBasis": "",
    "unitTaxPerUnit": "",
    "comment": "",
    "reasonCodeDetailsTaxes": [
      {
        "taxCode": "",
        "taxRate": "",
        "taxBasis": "",
        "unitTaxPerUnit": ""
      }
    ]
  }
],
"nonMerchandiseDetails": [
  {
    "nonMerchCode": "",
    "nonMerchAmount": "",
    "taxCode": "",
    "taxRate": "",
    "taxBasis": "",
    "nonMerchandiseDetailsTaxes": [
      {
        "taxCode": "",
        "taxRate": "",
        "taxBasis": ""
      }
    ]
  }
],
"attachments": [
  {
    "attachmentName": "",
    "attachmentDescription": "",
    "attachmentType": "",
    "attachmentUrl": ""
  }
]
}

```

ENTITY	KEY	TYPE	VALUE
document induction	templateKey	varchar	Template Key for the induction template used to determine the allowed fields
document induction	documents	entity list	Documents to create
document	transactionNumber	numeric	Unique identifier for single document transaction. User given, can be any number but must be unique within a single request
document	document	varchar	Vendor document identifier
document	groupId	numeric	Group identifier
document	supplierSite	numeric	Supplier site identifier
document	documentDate	varchar	Document date
document	orderNo	numeric	Order number
document	location	numeric	Location identifier
document	locationType	varchar	Type of location (W - Warehouse, S - Store)
document	paymentTerms	numeric	Payment terms
document	paymentMethod	varchar	Payment Method (LC - Letter of Credit, WT - Wire Transfer, OA - Open Account)
document	currencyCode	varchar	Three character currency code (Ex. USD)
document	exchangeRate	numeric	Currency exchange rate
document	totalCostExTax	numeric	Total cost excluding tax
document	taxAmount	numeric	Total tax
document	totalQuantity	numeric	Total quantity
document	totalDiscount	numeric	Total discount
document	rtvOrderNo	varchar	Return To Vendor order number
document	referenceInvoice	varchar	Reference invoice
document	reference1	varchar	Document reference 1
document	reference2	varchar	Document reference 2
document	reference3	varchar	Document reference 3
document	reference4	varchar	Document reference 4
document	comment	varchar	Comment
document	thirdPartyPayee	varchar	Third party payee vendor identifier
document	bestTermsDate	varchar	Best terms date
document	taxBreakdown	entity list	Tax Breakdown of header taxes on the document
document	reasonCodeDetails	entity list	Reason Code Details
document	nonMerchandiseDetails	entity list	Non-Merchandise Details

ENTITY	KEY	TYPE	VALUE
document	attachments	entity list	Document Attachments
tax breakdown	taxCode	varchar	Header Tax code
tax breakdown	taxRate	numeric	Header Tax rate
tax breakdown	taxBasis	numeric	Header Tax Basis
tax breakdown	taxAmount	numeric	Header Tax Amount
reason code details	upc	varchar	Universal product code
reason code details	vpn	varchar	Vendor product number
reason code details	item	varchar	Item identifier
reason code details	reasonCode	varchar	Reason code
reason code details	quantity	numeric	Item quantity
reason code details	unitCost	numeric	Item unit cost
reason code details	taxCode	varchar	Item Tax Code
reason code details	taxRate	numeric	Item Tax Rate
reason code details	taxBasis	numeric	Item Tax Basis
reason code details	unitTaxPerUnit	numeric	Item Unit Tax Per Unit
reason code details	comment	varchar	Comment
reason code details	reasonCodeDetailsTaxes	entity list	Reason Code Details Taxes
reason code details taxes	taxCode	varchar	Item Tax Code
reason code details taxes	taxRate	numeric	Item Tax Rate
reason code details taxes	taxBasis	numeric	Item Tax Basis
reason code details taxes	unitTaxPerUnit	numeric	Item Unit Tax Per Unit
non merchandise details	nonMerchCode	varchar	Non-merchandise Code
non merchandise details	nonMerchAmount	numeric	Non-merchandise Amount
non merchandise details	taxCode	varchar	Non-merchandise Tax Code
non merchandise details	taxRate	numeric	Non-merchandise Tax Rate
non merchandise details	taxBasis	numeric	Non-merchandise Tax Basis
non merchandise details	nonMerchandiseDetailsTaxes	entity list	Non-Merchandise Details Taxes
non merchandise details taxes	taxCode	varchar	Non-merchandise Tax Code
non merchandise details taxes	taxRate	numeric	Non-merchandise Tax Rate
non merchandise details taxes	taxBasis	numeric	Non-merchandise Tax Basis
attachment	attachmentName	varchar	Attachment Name

ENTITY	KEY	TYPE	VALUE
attachment	attachmentDescription	varchar	Attachment Description
attachment	attachmentType	varchar	Attachment Type (DOC - Document, IMG - Image, OT - Other)
attachment	attachmentUrl	varchar	Attachment URL

Note

Values can be skipped, even if they are on the induction template and they will be provided as NULL.

Values designated as "Entity List" are lists of sub entity JSON objects (see the structure of the Request Body above).

Entity Identifiers should be given as Long Integers with numeric characters ONLY (for example, 1234567890)

Decimal values should be given in the preferred date format of the authenticated user for the request, the default is #,###.#### with the decimal point and following digits being optional (for example, -1,234.5678 or -1,234)

Date values should be given in the preferred date format of the authenticated user for the request, the default is M/d/yy (for example, 1/31/22)

Time values should be given in the preferred time format of the authenticated user for the request, the default is h:mm a (for example, 11:50 PM)

Date and time values should be given in the preferred date and time format of the authenticated user for the request, the default is M/d/yy h:mm a (for example, 1/31/22 11:50 PM)

Response Codes

202 - Accepted

The request was successful and the body has been submitted for asynchronous processing.

Response Body

```
{
  "injectId": ""
}
```

ENTITY	KEY	TYPE	VALUE
asynchronous induction	injectId	numeric	Identifier for the asynchronous induction process.

Use the [Documents – Get Induction Status](#) request to poll for the results of the asynchronous process.

400 - Bad Request

The request was NOT successful due to an issue with the headers, query parameters, or body of the request.

500 - Internal Server Error

The request was NOT successful due to an internal server error. Contact a system administrator to determine the cause of the issue.

Documents – Create Credit Note

Business Overview

This REST service provides the ability to create credit notes via the induction pattern. Any induction template key with a template type of 'Credit Note' (TEMPLATE_TYPE = 'CRDNT') can be used.

Service Type

POST

REST URL

`https://<host>[:<port>]/<context_root>/services/private/Reim/document/induction/v1/creditNote`

Example

`https://example.us.oracle.com/ReimRestService/services/private/Reim/document/induction/v1/creditNote`

Request Headers

Content-Type: application/json
Accept: application/json
Accept-Language: <locale>
Accept-Version: <application_version>

Example

Content-Type: application/json
Accept: application/json
Accept-Language: en-US
Accept-Version: 19.3

URL Query Parameters

N/A

Request Body

```
{
  "templateKey": "",
  "documents": [
    {
      "transactionNumber": "",
      "document": "",
      "groupId": "",
      "vendorId": "",
      "vendorType": "",
      "supplierSite": "",
      "documentDate": "",
      "orderNo": "",
      "location": "",
      "locationType": "",
      "paymentTerms": "",
      "paymentMethod": "",
      "currencyCode": "",
      "exchangeRate": "",
      "totalCostExTax": "",
      "taxAmount": "",
      "totalDiscount": "",
      "rtvOrderNo": "",
      "referenceInvoice": "",
      "referenceCreditNoteRequest": "",
      "reference1": "",
      "reference2": "",
      "reference3": "",
      "reference4": "",
      "comment": "",
      "thirdPartyPayee": "",
      "bestTermsDate": "",
      "dealType": "",
      "deal": "",
      "dealComponent": "",
      "taxBreakdown": [
        {
          "taxCode": "",
          "taxRate": "",
          "taxBasis": "",
          "taxAmount": ""
        }
      ],
      "reasonCodeDetails": [
        {
          "upc": "",
          "vpn": "",
          "item": "",
          "reasonCode": "",
          "quantity": "",
          "unitCost": "",
          "taxCode": "",
          "taxRate": ""
        }
      ]
    }
  ]
}
```

```

    "taxBasis": "",
    "unitTaxPerUnit": "",
    "comment": "",
    "reasonCodeDetailsTaxes": [
      {
        "taxCode": "",
        "taxRate": "",
        "taxBasis": "",
        "unitTaxPerUnit": ""
      }
    ]
  },
  "nonMerchandiseDetails": [
    {
      "nonMerchCode": "",
      "nonMerchAmount": "",
      "taxCode": "",
      "taxRate": "",
      "taxBasis": "",
      "nonMerchandiseDetailsTaxes": [
        {
          "taxCode": "",
          "taxRate": "",
          "taxBasis": ""
        }
      ]
    }
  ],
  "fixedDealDetails": [
    {
      "location": "",
      "locationType": "",
      "department": "",
      "class": "",
      "subclass": "",
      "income": "",
      "taxCode": "",
      "taxRate": "",
      "taxBasis": "",
      "fixedDealDetailsTaxes": [
        {
          "taxCode": "",
          "taxRate": "",
          "taxBasis": ""
        }
      ]
    }
  ],
  "complexDealDetails": [
    {
      "location": "",
      "locationType": "",
      "item": "",
      "income": "",
      "turnoverUnits": "",

```

```

    "taxCode": "",
    "taxRate": "",
    "taxBasis": "",
    "taxPerUnit": "",
    "complexDealDetailsTaxes": [
      {
        "taxCode": "",
        "taxRate": "",
        "taxBasis": "",
        "taxPerUnit": ""
      }
    ]
  },
  "attachments": [
    {
      "attachmentName": "",
      "attachmentDescription": "",
      "attachmentType": "",
      "attachmentUrl": ""
    }
  ]
}

```

ENTITY	KEY	TYPE	VALUE
document induction	templateKey	varchar	Template Key for the induction template used to determine the allowed fields
document induction	documents	entity list	Documents to create
document	transactionNumber	numeric	Unique identifier for single document transaction. User given, can be any number but must be unique within a single request
document	document	varchar	Vendor document identifier
document	groupId	numeric	Group identifier
document	vendorId	numeric	Vendor identifier
document	vendorType	varchar	Type of vendor
document	supplierSite	numeric	Supplier site identifier
document	documentDate	varchar	Document date
document	orderNo	numeric	Order number
document	location	numeric	Location identifier
document	locationType	varchar	Type of location (W - Warehouse, S - Store)
document	paymentTerms	numeric	Payment terms

ENTITY	KEY	TYPE	VALUE
document	paymentMethod	varchar	Payment method (LC - Letter of Credit, WT - Wire Transfer, OA - Open Account)
document	currencyCode	varchar	Three character currency code (Ex. USD)
document	exchangeRate	numeric	Currency exchange rate
document	totalCostExTax	numeric	Total cost excluding tax
document	taxAmount	numeric	Total tax
document	totalDiscount	numeric	Total discount
document	rtvOrderNo	varchar	Return to vendor order number
document	referenceInvoice	varchar	Reference invoice
document	referenceCreditNoteRequest	varchar	Reference credit note request
document	reference1	varchar	Document reference 1
document	reference2	varchar	Document reference 2
document	reference3	varchar	Document reference 3
document	reference4	varchar	Document reference 4
document	comment	varchar	Comment
document	thirdPartyPayee	varchar	Third party payee vendor identifier
document	bestTermsDate	varchar	Best terms date
document	dealType	varchar	Type of deal (F - Fixed, C - complex, N - Non-merchandise)
document	deal	numeric	Deal identifier
document	dealComponent	numeric	Deal component identifier
document	taxBreakdown	entity list	Tax Breakdown of header taxes on the document
document	reasonCodeDetails	entity list	Reason Code Details
document	nonMerchandiseDetails	entity list	Non-Merchandise Details
document	fixedDealDetails	entity list	Fixed Deal Details
document	complexDealDetails	entity list	Complex Deal Details
document	attachments	entity list	Document Attachments
tax breakdown	taxCode	varchar	Header Tax code
tax breakdown	taxRate	numeric	Header Tax rate
tax breakdown	taxBasis	numeric	Header Tax Basis
tax breakdown	taxAmount	numeric	Header Tax Amount

ENTITY	KEY	TYPE	VALUE
reason code details	upc	varchar	Universal product code
reason code details	vpn	varchar	Vendor product number
reason code details	item	varchar	Item identifier
reason code details	reasonCode	varchar	Reason code
reason code details	quantity	numeric	Item quantity
reason code details	unitCost	numeric	Item unit cost
reason code details	taxCode	varchar	Item Tax Code
reason code details	taxRate	numeric	Item Tax Rate
reason code details	taxBasis	numeric	Item Tax Basis
reason code details	unitTaxPerUnit	numeric	Item Unit Tax Per Unit
reason code details	comment	varchar	Comment
reason code details	reasonCodeDetailsTaxes	entity list	Reason Code Details Taxes
reason code details taxes	taxCode	varchar	Item Tax Code
reason code details taxes	taxRate	numeric	Item Tax Rate
reason code details taxes	taxBasis	numeric	Item Tax Basis
reason code details taxes	unitTaxPerUnit	numeric	Item Unit Tax Per Unit
non merchandise details	nonMerchCode	varchar	Non-merchandise Code
non merchandise details	nonMerchAmount	numeric	Non-merchandise Amount
non merchandise details	taxCode	varchar	Non-merchandise Tax Code
non merchandise details	taxRate	numeric	Non-merchandise Tax Rate
non merchandise details	taxBasis	numeric	Non-merchandise Tax Basis
non merchandise details	nonMerchandiseDetailsTaxes	entity list	Non-Merchandise Details Taxes
non merchandise details taxes	taxCode	varchar	Non-merchandise Tax Code
non merchandise details taxes	taxRate	numeric	Non-merchandise Tax Rate
non merchandise details taxes	taxBasis	numeric	Non-merchandise Tax Basis
fixed deal details	location	numeric	Fixed Deal Location identifier
fixed deal details	locationType	varchar	Type of location (W - Warehouse, S - Store)
fixed deal details	department	numeric	Department identifier
fixed deal details	class	numeric	Class identifier

ENTITY	KEY	TYPE	VALUE
fixed deal details	subclass	numeric	Subclass identifier
fixed deal details	income	numeric	Income
fixed deal details	taxCode	varchar	Tax Code
fixed deal details	taxRate	numeric	Tax Rate
fixed deal details	taxBasis	numeric	Tax Basis
fixed deal details	fixedDealDetailsTaxes	entity list	Fixed Deal Details Taxes
fixed deal details taxes	taxCode	varchar	Tax Code
fixed deal details taxes	taxRate	numeric	Tax Rate
fixed deal details taxes	taxBasis	numeric	Tax Basis
complex deal details	location	numeric	Complex Deal Location identifier
complex deal details	locationType	varchar	Type of location (W - Warehouse, S - Store)
complex deal details	item	numeric	Item identifier
complex deal details	income	numeric	Income
complex deal details	turnoverUnits	numeric	Turnover Units
complex deal details	taxCode	varchar	Tax Code
complex deal details	taxRate	numeric	Tax Rate
complex deal details	taxBasis	numeric	Tax Basis
complex deal details	taxPerUnit	numeric	Tax Per Unit
complex deal details	complexDealDetailsTaxes	entity list	Complex Deal Details Taxes
complex deal details taxes	taxCode	varchar	Tax Code
complex deal details taxes	taxRate	numeric	Tax Rate
complex deal details taxes	taxBasis	numeric	Tax Basis
complex deal details taxes	taxPerUnit	numeric	Tax Per Unit
attachment	attachmentName	varchar	Attachment Name
attachment	attachmentDescription	varchar	Attachment Description
attachment	attachmentType	varchar	Attachment Type (DOC - Document, IMG - Image, OT - Other)
attachment	attachmentUrl	varchar	Attachment URL

Note

Values can be skipped, even if they are on the induction template and they will be provided as NULL.

Values designated as "Entity List" are lists of sub entity JSON objects (see the structure of the Request Body above).

Entity Identifiers should be given as Long Integers with numeric characters ONLY (for example, 1234567890)

Decimal values should be given in the preferred date format of the authenticated user for the request, the default is #,###.#### with the decimal point and following digits being optional (for example, -1,234.5678 or -1,234)

Date values should be given in the preferred date format of the authenticated user for the request, the default is M/d/yy (for example, 1/31/22)

Time values should be given in the preferred time format of the authenticated user for the request, the default is h:mm a (for example, 11:50 PM)

Date and time values should be given in the preferred date and time format of the authenticated user for the request, the default is M/d/yy h:mm a (for example, 1/31/22 11:50 PM)

Response Codes

202 - Accepted

The request was successful and the body has been submitted for asynchronous processing.

Response Body

```
{
  "injectId": ""
}
```

ENTITY	KEY	TYPE	VALUE
asynchronous induction	injectId	numeric	Identifier for the asynchronous induction process.

Use the [Documents – Get Induction Status](#) request to poll for the results of the asynchronous process.

400 - Bad Request

The request was NOT successful due to an issue with the headers, query parameters, or body of the request.

500 - Internal Server Error

The request was NOT successful due to an internal server error. Contact a system administrator to determine the cause of the issue.

Documents – Create Credit Note Request Cost

Business Overview

This REST service provides the ability to create credit note request costs via the induction pattern. Any induction template key with a template type of 'Credit Note Request Cost' (TEMPLATE_TYPE = 'CRDNRC') can be used.

Service Type

POST

REST URL

`https://<host>[:<port>]/<context_root>/services/private/Reim/document/induction/v1/creditNoteRequestCost`

Example

`https://example.us.oracle.com/ReimRestService/services/private/Reim/document/induction/v1/creditNoteRequestCost`

Request Headers

Content-Type: application/json
Accept: application/json
Accept-Language: <locale>
Accept-Version: <application_version>

Example

Content-Type: application/json
Accept: application/json
Accept-Language: en-US
Accept-Version: 19.3

URL Query Parameters

N/A

Request Body

```
{
  "templateKey": "",
  "documents": [
    {
      "transactionNumber": "",
      "document": "",
      "groupId": ""
    }
  ]
}
```

```

"supplierSite": "",
"documentDate": "",
"orderNo": "",
"location": "",
"locationType": "",
"paymentTerms": "",
"paymentMethod": "",
"currencyCode": "",
"exchangeRate": "",
"totalCostExTax": "",
"taxAmount": "",
"totalQuantity": "",
"totalDiscount": "",
"referenceInvoice": "",
"reference1": "",
"reference2": "",
"reference3": "",
"reference4": "",
"comment": "",
"thirdPartyPayee": "",
"bestTermsDate": "",
"dealType": "",
"deal": "",
"dealComponent": "",
"taxBreakdown": [
  {
    "taxCode": "",
    "taxRate": "",
    "taxBasis": "",
    "taxAmount": ""
  }
],
"reasonCodeDetails": [
  {
    "upc": "",
    "vpn": "",
    "item": "",
    "reasonCode": "",
    "quantity": "",
    "unitCost": "",
    "taxCode": "",
    "taxRate": "",
    "taxBasis": "",
    "unitTaxPerUnit": "",
    "comment": "",
    "reasonCodeDetailsTaxes": [
      {
        "taxCode": "",
        "taxRate": "",
        "taxBasis": "",
        "unitTaxPerUnit": ""
      }
    ]
  }
],
"nonMerchandiseDetails": [

```

```

{
  "nonMerchCode": "",
  "nonMerchAmount": "",
  "taxCode": "",
  "taxRate": "",
  "taxBasis": "",
  "nonMerchandiseDetailsTaxes": [
    {
      "taxCode": "",
      "taxRate": "",
      "taxBasis": ""
    }
  ]
},
"fixedDealDetails": [
  {
    "location": "",
    "locationType": "",
    "department": "",
    "class": "",
    "subclass": "",
    "income": "",
    "taxCode": "",
    "taxRate": "",
    "taxBasis": "",
    "fixedDealDetailsTaxes": [
      {
        "taxCode": "",
        "taxRate": "",
        "taxBasis": ""
      }
    ]
  }
],
"complexDealDetails": [
  {
    "location": "",
    "locationType": "",
    "item": "",
    "income": "",
    "turnoverUnits": "",
    "taxCode": "",
    "taxRate": "",
    "taxBasis": "",
    "taxPerUnit": "",
    "complexDealDetailsTaxes": [
      {
        "taxCode": "",
        "taxRate": "",
        "taxBasis": "",
        "taxPerUnit": ""
      }
    ]
  }
],

```

```

    "attachments": [
      {
        "attachmentName": "",
        "attachmentDescription": "",
        "attachmentType": "",
        "attachmentUrl": ""
      }
    ]
  }
}
}
}

```

ENTITY	KEY	TYPE	VALUE
document induction	templateKey	varchar	Template Key for the induction template used to determine the allowed fields
document induction	documents	entity list	Documents to create
document	transactionNumber	numeric	Unique identifier for single document transaction. User given, can be any number but must be unique within a single request
document	document	varchar	Vendor document identifier
document	groupId	numeric	Group identifier
document	supplierSite	numeric	Supplier site identifier
document	documentDate	varchar	Document date
document	orderNo	numeric	Order number
document	location	numeric	Location identifier
document	locationType	varchar	Type of location (W - Warehouse, S - Store)
document	paymentTerms	numeric	Payment terms
document	paymentMethod	varchar	Payment method (LC - Letter of Credit, WT - Wire Transfer, OA - Open Account)
document	currencyCode	varchar	Three character currency code (Ex. USD)
document	exchangeRate	numeric	Currency exchange rate
document	totalCostExTax	numeric	Total cost excluding tax
document	taxAmount	numeric	Total tax
document	totalQuantity	numeric	Total quantity
document	totalDiscount	numeric	Total discount
document	referenceInvoice	varchar	Reference invoice

ENTITY	KEY	TYPE	VALUE
document	reference1	varchar	Document reference 1
document	reference2	varchar	Document reference 2
document	reference3	varchar	Document reference 3
document	reference4	varchar	Document reference 4
document	comment	varchar	Comment
document	thirdPartyPayee	varchar	Third party payee vendor identifier
document	bestTermsDate	varchar	Best terms date
document	dealType	varchar	Type of deal (F - Fixed, C - complex, N - Non- merchandise)
document	deal	numeric	Deal identifier
document	dealComponent	numeric	Deal component identifier
document	taxBreakdown	entity list	Tax Breakdown of header taxes on the document
document	reasonCodeDetails	entity list	Reason Code Details
document	nonMerchandiseDetails	entity list	Non-Merchandise Details
document	fixedDealDetails	entity list	Fixed Deal Details
document	complexDealDetails	entity list	Complex Deal Details
document	attachments	entity list	Document Attachments
tax breakdown	taxCode	varchar	Header Tax code
tax breakdown	taxRate	numeric	Header Tax rate
tax breakdown	taxBasis	numeric	Header Tax Basis
tax breakdown	taxAmount	numeric	Header Tax Amount
reason code details	upc	varchar	Universal product code
reason code details	vpn	varchar	Vendor product number
reason code details	item	varchar	Item identifier
reason code details	reasonCode	varchar	Reason code
reason code details	quantity	numeric	Item quantity
reason code details	unitCost	numeric	Item unit cost
reason code details	taxCode	varchar	Item Tax Code
reason code details	taxRate	numeric	Item Tax Rate
reason code details	taxBasis	numeric	Item Tax Basis
reason code details	unitTaxPerUnit	numeric	Item Unit Tax Per Unit
reason code details	comment	varchar	Comment
reason code details	reasonCodeDetailsTaxes	entity list	Reason Code Details Taxes
reason code details taxes	taxCode	varchar	Item Tax Code

ENTITY	KEY	TYPE	VALUE
reason code details taxes	taxRate	numeric	Item Tax Rate
reason code details taxes	taxBasis	numeric	Item Tax Basis
reason code details taxes	unitTaxPerUnit	numeric	Item Unit Tax Per Unit
non merchandise details	nonMerchCode	varchar	Non-merchandise Code
non merchandise details	nonMerchAmount	numeric	Non-merchandise Amount
non merchandise details	taxCode	varchar	Non-merchandise Tax Code
non merchandise details	taxRate	numeric	Non-merchandise Tax Rate
non merchandise details	taxBasis	numeric	Non-merchandise Tax Basis
non merchandise details	nonMerchandiseDetailsTaxes	entity list	Non-merchandise Details Taxes
non merchandise details taxes	taxCode	varchar	Non-merchandise Tax Code
non merchandise details taxes	taxRate	numeric	Non-merchandise Tax Rate
non merchandise details taxes	taxBasis	numeric	Non-merchandise Tax Basis
fixed deal details	location	numeric	Fixed Deal Location identifier
fixed deal details	locationType	varchar	Type of location (W - Warehouse, S - Store)
fixed deal details	department	numeric	Department identifier
fixed deal details	class	numeric	Class identifier
fixed deal details	subclass	numeric	Subclass identifier
fixed deal details	income	numeric	Income
fixed deal details	taxCode	varchar	Tax Code
fixed deal details	taxRate	numeric	Tax Rate
fixed deal details	taxBasis	numeric	Tax Basis
fixed deal details	fixedDealDetailsTaxes	entity list	Fixed Deal Details Taxes
fixed deal details taxes	taxCode	varchar	Tax Code
fixed deal details taxes	taxRate	numeric	Tax Rate
fixed deal details taxes	taxBasis	numeric	Tax Basis
complex deal details	location	numeric	Complex Deal Location identifier
complex deal details	locationType	varchar	Type of location (W - Warehouse, S - Store)
complex deal details	item	numeric	Item identifier
complex deal details	income	numeric	Income

ENTITY	KEY	TYPE	VALUE
complex deal details	turnoverUnits	numeric	Turnover Units
complex deal details	taxCode	varchar	Tax Code
complex deal details	taxRate	numeric	Tax Rate
complex deal details	taxBasis	numeric	Tax Basis
complex deal details	taxPerUnit	numeric	Tax Per Unit
complex deal details	complexDealDetailsTaxes	entity list	Complex Deal Details Taxes
complex deal details taxes	taxRate	numeric	Tax Rate
complex deal details taxes	taxBasis	numeric	Tax Basis
complex deal details taxes	taxPerUnit	numeric	Tax Per Unit
attachment	attachmentName	varchar	Attachment Name
attachment	attachmentDescription	varchar	Attachment Description
attachment	attachmentType	varchar	Attachment Type (DOC - Document, IMG - Image, OT - Other)
attachment	attachmentUrl	varchar	Attachment URL

Note

Values can be skipped, even if they are on the induction template and they will be provided as NULL.

Values designated as "Entity List" are lists of sub entity JSON objects (see the structure of the Request Body above).

Entity Identifiers should be given as Long Integers with numeric characters ONLY (for example, 1234567890)

Decimal values should be given in the preferred date format of the authenticated user for the request, the default is #,###.#### with the decimal point and following digits being optional (for example, -1,234.5678 or -1,234)

Date values should be given in the preferred date format of the authenticated user for the request, the default is M/d/yy (for example, 1/31/22)

Time values should be given in the preferred time format of the authenticated user for the request, the default is h:mm a (for example, 11:50 PM)

Date and time values should be given in the preferred date and time format of the authenticated user for the request, the default is M/d/yy h:mm a (for example, 1/31/22 11:50 PM)

Response Codes

202 - Accepted

The request was successful and the body has been submitted for asynchronous processing.

Response Body

```
{
  "injectId": ""
}
```

ENTITY	KEY	TYPE	VALUE
asynchronous induction	injectId	numeric	Identifier for the asynchronous induction process.

Use the [Documents – Get Induction Status](#) request to poll for the results of the asynchronous process.

400 - Bad Request

The request was NOT successful due to an issue with the headers, query parameters, or body of the request.

500 - Internal Server Error

The request was NOT successful due to an internal server error. Contact a system administrator to determine the cause of the issue.

Documents – Create Credit Note Request Quantity

Business Overview

This REST service provides the ability to create credit note request quantities via the induction pattern. Any induction template key with a template type of 'Credit Note Request Quantity' (TEMPLATE_TYPE = 'CRDNRQ') can be used.

Service Type

POST

REST URL

`https://<host>[:<port>]/<context_root>/services/private/Reim/document/induction/v1/creditNoteRequestQuantity`

Example

`https://example.us.oracle.com/ReimRestService/services/private/Reim/document/induction/v1/
creditNoteRequestQuantity`

Request Headers

Content-Type: application/json
Accept: application/json
Accept-Language: <locale>
Accept-Version: <application_version>

Example

Content-Type: application/json
Accept: application/json
Accept-Language: en-US
Accept-Version: 19.3

URL Query Parameters

N/A

Request Body

```
{  
  "templateKey": "",  
  "documents": [  
    {  
      "transactionNumber": "",  
      "document": "",  
      "groupId": "",  
      "supplierSite": "",  
      "documentDate": "",  
      "orderNo": "",  
      "location": "",  
      "locationType": "",  
      "paymentTerms": "",  
      "paymentMethod": "",  
      "currencyCode": "",  
      "exchangeRate": "",  
      "totalCostExTax": "",  
      "taxAmount": "",  
      "totalQuantity": "",  
      "totalDiscount": "",  
      "rtvOrderNo": "",  
      "referenceInvoice": "",  
      "reference1": "",  
      "reference2": "",  
      "reference3": "",  
      "reference4": "",  
    }  
  ]  
}
```

```

"comment": "",
"thirdPartyPayee": "",
"bestTermsDate": "",
"taxBreakdown": [
  {
    "taxCode": "",
    "taxRate": "",
    "taxBasis": "",
    "taxAmount": ""
  }
],
"reasonCodeDetails": [
  {
    "upc": "",
    "vpn": "",
    "item": "",
    "reasonCode": "",
    "quantity": "",
    "unitCost": "",
    "taxCode": "",
    "taxRate": "",
    "taxBasis": "",
    "unitTaxPerUnit": "",
    "comment": "",
    "reasonCodeDetailsTaxes": [
      {
        "taxCode": "",
        "taxRate": "",
        "taxBasis": "",
        "unitTaxPerUnit": ""
      }
    ]
  }
],
"nonMerchandiseDetails": [
  {
    "nonMerchCode": "",
    "nonMerchAmount": "",
    "taxCode": "",
    "taxRate": "",
    "taxBasis": "",
    "nonMerchandiseDetailsTaxes": [
      {
        "taxCode": "",
        "taxRate": "",
        "taxBasis": ""
      }
    ]
  }
],
"attachments": [
  {
    "attachmentName": "",
    "attachmentDescription": "",
    "attachmentType": "",
    "attachmentUrl": ""
  }
]

```

```

    }
  ]
}
]
}

```

ENTITY	KEY	TYPE	VALUE
document induction	templateKey	varchar	Template Key for the induction template used to determine the allowed fields
document induction	documents	entity list	Documents to create
document	transactionNumber	numeric	Unique identifier for single document transaction. User given, can be any number but must be unique within a single request
document	document	varchar	Vendor document identifier
document	groupId	numeric	Group identifier
document	supplierSite	numeric	Supplier site identifier
document	documentDate	varchar	Document date
document	orderNo	numeric	Order number
document	location	numeric	Location identifier
document	locationType	varchar	Type of location (W - Warehouse, S - Store)
document	paymentTerms	numeric	Payment terms
document	paymentMethod	varchar	Payment method (LC - Letter of Credit, WT - Wire Transfer, OA - Open Account)
document	currencyCode	varchar	Three character currency code (Ex. USD)
document	exchangeRate	numeric	Currency exchange rate
document	totalCostExTax	numeric	Total cost excluding tax
document	taxAmount	numeric	Total tax
document	totalQuantity	numeric	Total quantity
document	totalDiscount	numeric	Total discount
document	rtvOrderNo	varchar	Return To Vendor order number
document	referenceInvoice	varchar	Reference invoice
document	reference1	varchar	Document reference 1
document	reference2	varchar	Document reference 2
document	reference3	varchar	Document reference 3

ENTITY	KEY	TYPE	VALUE
document	reference4	varchar	Document reference 4
document	comment	varchar	Comment
document	thirdPartyPayee	varchar	Third party payee vendor identifier
document	bestTermsDate	varchar	Best terms date
document	taxBreakdown	entity list	Tax Breakdown of header taxes on the document
document	reasonCodeDetails	entity list	Reason Code Details
document	nonMerchandiseDetails	entity list	Non-Merchandise Details
document	attachments	entity list	Document Attachments
tax breakdown	taxCode	varchar	Header Tax code
tax breakdown	taxRate	numeric	Header Tax rate
tax breakdown	taxBasis	numeric	Header Tax Basis
tax breakdown	taxAmount	numeric	Header Tax Amount
reason code details	upc	varchar	Universal product code
reason code details	vpn	varchar	Vendor product number
reason code details	item	varchar	Item identifier
reason code details	reasonCode	varchar	Reason code
reason code details	quantity	numeric	Item quantity
reason code details	unitCost	numeric	Item unit cost
reason code details	taxCode	varchar	Item Tax Code
reason code details	taxRate	numeric	Item Tax Rate
reason code details	taxBasis	numeric	Item Tax Basis
reason code details	unitTaxPerUnit	numeric	Item Unit Tax Per Unit
reason code details	comment	varchar	Comment
reason code details	reasonCodeDetailsTaxes	entity list	Reason Code Details Taxes
reason code details taxes	taxCode	varchar	Item Tax Code
reason code details taxes	taxRate	numeric	Item Tax Rate
reason code details taxes	taxBasis	numeric	Item Tax Basis
reason code details taxes	unitTaxPerUnit	numeric	Item Unit Tax Per Unit
non merchandise details	nonMerchCode	varchar	Non-merchandise Code
non merchandise details	nonMerchAmount	numeric	Non-merchandise Amount
non merchandise details	taxCode	varchar	Non-merchandise Tax Code

ENTITY	KEY	TYPE	VALUE
non merchandise details	taxRate	numeric	Non-merchandise Tax Rate
non merchandise details	taxBasis	numeric	Non-merchandise Tax Basis
non merchandise details	nonMerchandiseDetailsTaxes	entity list	Non-Merchandise Details Taxes
non merchandise details taxes	taxCode	varchar	Non-merchandise Tax Code
non merchandise details taxes	taxRate	numeric	Non-merchandise Tax Rate
non merchandise details taxes	taxBasis	numeric	Non-merchandise Tax Basis
attachment	attachmentName	varchar	Attachment Name
attachment	attachmentDescription	varchar	Attachment Description
attachment	attachmentType	varchar	Attachment Type (DOC - Document, IMG - Image, OT - Other)
attachment	attachmentUrl	varchar	Attachment URL

Note

Values can be skipped, even if they are on the induction template and they will be provided as NULL.

Values designated as "Entity List" are lists of sub entity JSON objects (see the structure of the Request Body above).

Entity Identifiers should be given as Long Integers with numeric characters ONLY (for example, 1234567890)

Decimal values should be given in the preferred date format of the authenticated user for the request, the default is #,###.#### with the decimal point and following digits being optional (for example, -1,234.5678 or -1,234)

Date values should be given in the preferred date format of the authenticated user for the request, the default is M/d/yy (for example, 1/31/22)

Time values should be given in the preferred time format of the authenticated user for the request, the default is h:mm a (for example, 11:50 PM)

Date and time values should be given in the preferred date and time format of the authenticated user for the request, the default is M/d/yy h:mm a (for example, 1/31/22 11:50 PM)

Response Codes

202 - Accepted

The request was successful and the body has been submitted for asynchronous processing.

Response Body

```
{
  "injectId": ""
}
```

ENTITY	KEY	TYPE	VALUE
asynchronous induction	injectId	numeric	Identifier for the asynchronous induction process.

Use the [Documents – Get Induction Status](#) request to poll for the results of the asynchronous process.

400 - Bad Request

The request was NOT successful due to an issue with the headers, query parameters, or body of the request.

500 - Internal Server Error

The request was NOT successful due to an internal server error. Contact a system administrator to determine the cause of the issue.

Documents – Create Debit Memo Cost

Business Overview

This REST service provides the ability to create debit memo costs through the induction pattern. Any induction template key with a template type of 'Debit Memo Cost' (TEMPLATE_TYPE = 'DEBMEC') can be used.

Service Type

POST

REST URL

`https://<host>[:<port>]/<context_root>/services/private/Reim/document/induction/v1/debitMemoCost`

Example

`https://example.us.oracle.com/ReimRestService/services/private/Reim/document/induction/v1/debitMemoCost`

Request Headers

Content-Type: application/json
Accept: application/json

Accept-Language: <locale>
Accept-Version: <application_version>

Example

Content-Type: application/json
Accept: application/json
Accept-Language: en-US
Accept-Version: 19.3

URL Query Parameters

N/A

Request Body

```
{
  "templateKey": "",
  "documents": [
    {
      "transactionNumber": "",
      "document": "",
      "groupId": "",
      "supplierSite": "",
      "documentDate": "",
      "orderNo": "",
      "location": "",
      "locationType": "",
      "paymentTerms": "",
      "paymentMethod": "",
      "currencyCode": "",
      "exchangeRate": "",
      "totalCostExTax": "",
      "taxAmount": "",
      "totalQuantity": "",
      "totalDiscount": "",
      "referenceInvoice": "",
      "reference1": "",
      "reference2": "",
      "reference3": "",
      "reference4": "",
      "comment": "",
      "thirdPartyPayee": "",
      "bestTermsDate": "",
      "dealType": "",
      "deal": "",
      "dealComponent": "",
      "taxBreakdown": [
        {
          "taxCode": "",
          "taxRate": "",
          "taxBasis": "",
          "taxAmount": ""
        }
      ]
    }
  ]
}
```



```

    }
  ],
  "reasonCodeDetails": [
    {
      "upc": "",
      "vpn": "",
      "item": "",
      "reasonCode": "",
      "quantity": "",
      "unitCost": "",
      "taxCode": "",
      "taxRate": "",
      "taxBasis": "",
      "unitTaxPerUnit": "",
      "comment": "",
      "reasonCodeDetailsTaxes": [
        {
          "taxCode": "",
          "taxRate": "",
          "taxBasis": "",
          "unitTaxPerUnit": ""
        }
      ]
    }
  ],
  "nonMerchandiseDetails": [
    {
      "nonMerchCode": "",
      "nonMerchAmount": "",
      "taxCode": "",
      "taxRate": "",
      "taxBasis": "",
      "nonMerchandiseDetailsTaxes": [
        {
          "taxCode": "",
          "taxRate": "",
          "taxBasis": ""
        }
      ]
    }
  ],
  "fixedDealDetails": [
    {
      "location": "",
      "locationType": "",
      "department": "",
      "class": "",
      "subclass": "",
      "income": "",
      "taxCode": "",
      "taxRate": "",
      "taxBasis": "",
      "fixedDealDetailsTaxes": [
        {
          "taxCode": "",
          "taxRate": "",

```

```

        "taxBasis": ""
      }
    ]
  }
},
"complexDealDetails": [
  {
    "location": "",
    "locationType": "",
    "item": "",
    "income": "",
    "turnoverUnits": "",
    "taxCode": "",
    "taxRate": "",
    "taxBasis": "",
    "taxPerUnit": "",
    "complexDealDetailsTaxes": [
      {
        "taxCode": "",
        "taxRate": "",
        "taxBasis": "",
        "taxPerUnit": ""
      }
    ]
  }
]
}
},
"attachments": [
  {
    "attachmentName": "",
    "attachmentDescription": "",
    "attachmentType": "",
    "attachmentUrl": ""
  }
]
}
]
}

```

ENTITY	KEY	TYPE	VALUE
document induction	templateKey	varchar	Template Key for the induction template used to determine the allowed fields
document induction	documents	entity list	Documents to create
document	transactionNumber	numeric	Unique identifier for single document transaction. User given, can be any number but must be unique within a single request
document	document	varchar	Vendor document identifier
document	groupId	numeric	Group identifier
document	supplierSite	numeric	Supplier site identifier
document	documentDate	varchar	Document date
document	orderNo	numeric	Order number

ENTITY	KEY	TYPE	VALUE
document	location	numeric	Location identifier
document	locationType	varchar	Type of location (W - Warehouse, S - Store)
document	paymentTerms	numeric	Payment terms
document	paymentMethod	varchar	Payment method (LC - Letter of Credit, WT - Wire Transfer, OA - Open Account)
document	currencyCode	varchar	Three character currency code (Ex. USD)
document	exchangeRate	numeric	Currency exchange rate
document	totalCostExTax	numeric	Total cost excluding tax
document	taxAmount	numeric	Total tax
document	totalQuantity	numeric	Total quantity
document	totalDiscount	numeric	Total discount
document	referenceInvoice	varchar	Reference invoice
document	reference1	varchar	Document reference 1
document	reference2	varchar	Document reference 2
document	reference3	varchar	Document reference 3
document	reference4	varchar	Document reference 4
document	comment	varchar	Comment
document	thirdPartyPayee	varchar	Third party payee vendor identifier
document	bestTermsDate	varchar	Best terms date
document	dealType	varchar	Type of deal (F - Fixed, C - complex, N - Non-merchandise)
document	deal	numeric	Deal identifier
document	dealComponent	numeric	Deal component identifier
document	taxBreakdown	entity list	Tax Breakdown of header taxes on the document
document	reasonCodeDetails	entity list	Reason Code Details
document	nonMerchandiseDetails	entity list	Non-Merchandise Details
document	fixedDealDetails	entity list	Fixed Deal Details
document	complexDealDetails	entity list	Complex Deal Details
document	attachments	entity list	Document Attachments
tax breakdown	taxCode	varchar	Header Tax code
tax breakdown	taxRate	numeric	Header Tax rate
tax breakdown	taxBasis	numeric	Header Tax Basis
tax breakdown	taxAmount	numeric	Header Tax Amount
reason code details	upc	varchar	Universal product code
reason code details	vpn	varchar	Vendor product number
reason code details	item	varchar	Item identifier
reason code details	reasonCode	varchar	Reason code

ENTITY	KEY	TYPE	VALUE
reason code details	quantity	numeric	Item quantity
reason code details	unitCost	numeric	Item unit cost
reason code details	taxCode	varchar	Item Tax Code
reason code details	taxRate	numeric	Item Tax Rate
reason code details	taxBasis	numeric	Item Tax Basis
reason code details	unitTaxPerUnit	numeric	Item Unit Tax Per Unit
reason code details	comment	varchar	Comment
reason code details	reasonCodeDetailsTaxes	entity list	Reason Code Details Taxes
reason code details taxes	taxCode	varchar	Item Tax Code
reason code details taxes	taxRate	numeric	Item Tax Rate
reason code details taxes	taxBasis	numeric	Item Tax Basis
reason code details taxes	unitTaxPerUnit	numeric	Item Unit Tax Per Unit
non merchandise details	nonMerchCode	varchar	Non-merchandise Code
non merchandise details	nonMerchAmount	numeric	Non-merchandise Amount
non merchandise details	taxCode	varchar	Non-merchandise Tax Code
non merchandise details	taxRate	numeric	Non-merchandise Tax Rate
non merchandise details	taxBasis	numeric	Non-merchandise Tax Basis
non merchandise details	nonMerchandiseDetailsTaxes	entity list	Non-Merchandise Details Taxes
non merchandise details taxes	taxCode	varchar	Non-merchandise Tax Code
non merchandise details taxes	taxRate	numeric	Non-merchandise Tax Rate
non merchandise details taxes	taxBasis	numeric	Non-merchandise Tax Basis
fixed deal details	location	numeric	Fixed Deal Location identifier
fixed deal details	locationType	varchar	Type of location (W - Warehouse, S - Store)
fixed deal details	department	numeric	Department identifier
fixed deal details	class	numeric	Class identifier
fixed deal details	subclass	numeric	Subclass identifier
fixed deal details	income	numeric	Income
fixed deal details	taxCode	varchar	Tax Code
fixed deal details	taxRate	numeric	Tax Rate
fixed deal details	taxBasis	numeric	Tax Basis

ENTITY	KEY	TYPE	VALUE
fixed deal details	fixedDealDetailsTaxes	entity list	Fixed Deal Details Taxes
fixed deal details taxes	taxCode	varchar	Tax Code
fixed deal details taxes	taxRate	numeric	Tax Rate
fixed deal details taxes	taxBasis	numeric	Tax Basis
complex deal details	location	numeric	Complex Deal Location identifier
complex deal details	locationType	varchar	Type of Location
complex deal details	item	numeric	Item identifier
complex deal details	income	numeric	Income
complex deal details	turnoverUnits	numeric	Turnover Units
complex deal details	taxCode	varchar	Tax Code
complex deal details	taxRate	numeric	Tax Rate
complex deal details	taxBasis	numeric	Tax Basis
complex deal details	taxPerUnit	numeric	Tax Per Unit
complex deal details	complexDealDetailsTaxes	entity list	Complex Deal Details Taxes
complex deal details taxes	taxCode	varchar	Tax Code
complex deal details taxes	taxRate	numeric	Tax Rate
complex deal details taxes	taxBasis	numeric	Tax Basis
complex deal details taxes	taxPerUnit	numeric	Tax Per Unit
attachment	attachmentName	varchar	Attachment Name
attachment	attachmentDescription	varchar	Attachment Description
attachment	attachmentType	varchar	Attachment Type (DOC - Document, IMG - Image, OT - Other)
attachment	attachmentUrl	varchar	Attachment URL

Note

Values can be skipped, even if they are on the induction template and they will be provided as NULL.

Values designated as "Entity List" are lists of sub entity JSON objects (see the structure of the Request Body above).

Entity Identifiers should be given as Long Integers with numeric characters ONLY (for example, 1234567890)

Decimal values should be given in the preferred date format of the authenticated user for the request, the default is #,###.#### with the decimal point and following digits being optional (for example, -1,234.5678 or -1,234)

Date values should be given in the preferred date format of the authenticated user for the request, the default is M/d/yy (for example, 1/31/22)

Time values should be given in the preferred time format of the authenticated user for the request, the default is h:mm a (for example, 11:50 PM)

Date and time values should be given in the preferred date and time format of the authenticated user for the request, the default is M/d/yy h:mm a (for example, 1/31/22 11:50 PM)

Response Codes

202 - Accepted

The request was successful and the body has been submitted for asynchronous processing.

Response Body

```
{
  "injectId": ""
}
```

ENTITY	KEY	TYPE	VALUE
asynchronous induction	injectId	numeric	Identifier for the asynchronous induction process.

Use the [Documents – Get Induction Status](#) request to poll for the results of the asynchronous process.

400 - Bad Request

The request was NOT successful due to an issue with the headers, query parameters, or body of the request.

500 - Internal Server Error

The request was NOT successful due to an internal server error. Contact a system administrator to determine the cause of the issue.

Documents – Create Debit Memo Quantity

Business Overview

This REST service provides the ability to create debit memo quantities via the induction pattern. Any induction template key with a template type of 'Debit Memo Quantity' (TEMPLATE_TYPE = 'DEBMEQ') can be used.

Service Type

POST

REST URL

`https://<host>[:<port>]/<context_root>/services/private/Reim/document/induction/v1/debitMemoQuantity`

Example

`https://example.us.oracle.com/ReimRestService/services/private/Reim/document/induction/v1/debitMemoQuantity`

Request Headers

Content-Type: application/json
Accept: application/json
Accept-Language: <locale>
Accept-Version: <application_version>

Example

Content-Type: application/json
Accept: application/json
Accept-Language: en-US
Accept-Version: 19.3

URL Query Parameters

N/A

Request Body

```
{
  "templateKey": "",
  "documents": [
    {
      "transactionNumber": "",
      "document": "",
      "groupId": ""
    }
  ]
}
```

```

"supplierSite": "",
"documentDate": "",
"orderNo": "",
"location": "",
"locationType": "",
"paymentTerms": "",
"paymentMethod": "",
"currencyCode": "",
"exchangeRate": "",
"totalCostExTax": "",
"taxAmount": "",
"totalQuantity": "",
"totalDiscount": "",
"rtvOrderNo": "",
"referenceInvoice": "",
"reference1": "",
"reference2": "",
"reference3": "",
"reference4": "",
"comment": "",
"thirdPartyPayee": "",
"bestTermsDate": "",
"taxBreakdown": [
  {
    "taxCode": "",
    "taxRate": "",
    "taxBasis": "",
    "taxAmount": ""
  }
],
"reasonCodeDetails": [
  {
    "upc": "",
    "vpn": "",
    "item": "",
    "reasonCode": "",
    "quantity": "",
    "unitCost": "",
    "taxCode": "",
    "taxRate": "",
    "taxBasis": "",
    "unitTaxPerUnit": "",
    "comment": "",
    "reasonCodeDetailsTaxes": [
      {
        "taxCode": "",
        "taxRate": "",
        "taxBasis": "",
        "unitTaxPerUnit": ""
      }
    ]
  }
],
"nonMerchandiseDetails": [
  {
    "nonMerchCode": "",

```



```

    "nonMerchAmount": "",
    "taxCode": "",
    "taxRate": "",
    "taxBasis": "",
    "nonMerchandiseDetailsTaxes": [
      {
        "taxCode": "",
        "taxRate": "",
        "taxBasis": ""
      }
    ]
  },
  "attachments": [
    {
      "attachmentName": "",
      "attachmentDescription": "",
      "attachmentType": "",
      "attachmentUrl": ""
    }
  ]
}

```

ENTITY	KEY	TYPE	VALUE
document induction	templateKey	varchar	Template Key for the induction template used to determine the allowed fields
document induction	documents	entity list	Documents to create
document	transactionNumber	numeric	Unique identifier for single document transaction. User given, can be any number but must be unique within a single request
document	document	varchar	Vendor document identifier
document	groupId	numeric	Group identifier
document	supplierSite	numeric	Supplier site identifier
document	documentDate	varchar	Document date
document	orderNo	numeric	Order number
document	location	numeric	Location identifier
document	locationType	varchar	Type of location (W - Warehouse, S - Store)
document	paymentTerms	numeric	Payment terms
document	paymentMethod	varchar	Payment method (LC - Letter of Credit, WT - Wire Transfer, OA - Open Account)
document	currencyCode	varchar	Three character currency code (Ex. USD)
document	exchangeRate	numeric	Currency exchange rate
document	totalCostExTax	numeric	Total cost excluding tax

ENTITY	KEY	TYPE	VALUE
document	taxAmount	numeric	Total tax
document	totalQuantity	numeric	Total quantity
document	totalDiscount	numeric	Total discount
document	rtvOrderNo	varchar	Return To Vendor order number
document	referenceInvoice	varchar	Reference invoice
document	reference1	varchar	Document reference 1
document	reference2	varchar	Document reference 2
document	reference3	varchar	Document reference 3
document	reference4	varchar	Document reference 4
document	comment	varchar	Comment
document	thirdPartyPayee	varchar	Third party payee vendor identifier
document	bestTermsDate	varchar	Best terms date
document	taxBreakdown	entity list	Tax Breakdown of header taxes on the document
document	reasonCodeDetails	entity list	Reason Code Details
document	nonMerchandiseDetails	entity list	Non-Merchandise Details
document	attachments	entity list	Document Attachments
tax breakdown	taxCode	varchar	Header Tax code
tax breakdown	taxRate	numeric	Header Tax rate
tax breakdown	taxBasis	numeric	Header Tax Basis
tax breakdown	taxAmount	numeric	Header Tax Amount
reason code details	upc	varchar	Universal product code
reason code details	vpn	varchar	Vendor product number
reason code details	item	varchar	Item identifier
reason code details	reasonCode	varchar	Reason code
reason code details	quantity	numeric	Item quantity
reason code details	unitCost	numeric	Item unit cost
reason code details	taxCode	varchar	Item Tax Code
reason code details	taxRate	numeric	Item Tax Rate
reason code details	taxBasis	numeric	Item Tax Basis
reason code details	unitTaxPerUnit	numeric	Item Unit Tax Per Unit
reason code details	comment	varchar	Comment

ENTITY	KEY	TYPE	VALUE
reason code details	reasonCodeDetailsTaxes	entity list	Reason Code Details Taxes
reason code details taxes	taxCode	varchar	Item Tax Code
reason code details taxes	taxRate	numeric	Item Tax Rate
reason code details taxes	taxBasis	numeric	Item Tax Basis
reason code details taxes	unitTaxPerUnit	numeric	Item Unit Tax Per Unit
non merchandise details	nonMerchCode	varchar	Non-merchandise Code
non merchandise details	nonMerchAmount	numeric	Non-merchandise Amount
non merchandise details	taxCode	varchar	Non-merchandise Tax Code
non merchandise details	taxRate	numeric	Non-merchandise Tax Rate
non merchandise details	taxBasis	numeric	Non-merchandise Tax Basis
non merchandise details	nonMerchandiseDetailsTaxes	entity list	Non-Merchandise Details Taxes
non merchandise details taxes	taxCode	varchar	Non-merchandise Tax Code
non merchandise details taxes	taxRate	numeric	Non-merchandise Tax Rate
non merchandise details taxes	taxBasis	numeric	Non-merchandise Tax Basis
attachment	attachmentName	varchar	Attachment Name
attachment	attachmentDescription	varchar	Attachment Description
attachment	attachmentType	varchar	Attachment Type (DOC - Document, IMG - Image, OT - Other)
attachment	attachmentUrl	varchar	Attachment URL

Note

Values can be skipped, even if they are on the induction template and they will be provided as NULL.

Values designated as "Entity List" are lists of sub entity JSON objects (see the structure of the Request Body above).

Entity Identifiers should be given as Long Integers with numeric characters ONLY (for example, 1234567890)

Decimal values should be given in the preferred date format of the authenticated user for the request, the default is #,###.#### with the decimal point and following digits being optional (for example, -1,234.5678 or -1,234)

Date values should be given in the preferred date format of the authenticated user for the request, the default is M/d/yy (for example, 1/31/22)

Time values should be given in the preferred time format of the authenticated user for the request, the default is h:mm a (for example, 11:50 PM)

Date and time values should be given in the preferred date and time format of the authenticated user for the request, the default is M/d/yy h:mm a (for example, 1/31/22 11:50 PM)

Response Codes

202 - Accepted

The request was successful and the body has been submitted for asynchronous processing.

Response Body

```
{  
  "injectId": ""  
}
```

ENTITY	KEY	TYPE	VALUE
asynchronous induction	injectId	numeric	Identifier for the asynchronous induction process.

Use the [Documents – Get Induction Status](#) request to poll for the results of the asynchronous process.

400 - Bad Request

The request was NOT successful due to an issue with the headers, query parameters, or body of the request.

500 - Internal Server Error

The request was NOT successful due to an internal server error. Contact a system administrator to determine the cause of the issue.

Documents – Create Merchandise Invoice

Business Overview

This REST service provides the ability to create merchandise invoices via the induction pattern. Any induction template key with a template type of 'Merchandising Invoice' (TEMPLATE_TYPE = 'MRCHI') can be used.

Service Type

POST

REST URL

`https://<host>[:<port>]/<context_root>/services/private/Reim/document/induction/v1/merchandiseInvoice`

Example

`https://example.us.oracle.com/ReimRestService/services/private/Reim/document/induction/v1/merchandiseInvoice`

Request Headers

Content-Type: application/json
Accept: application/json
Accept-Language: <locale>
Accept-Version: <application_version>

Example

Content-Type: application/json
Accept: application/json
Accept-Language: en-US
Accept-Version: 19.3

URL Query Parameters

N/A

Request Body

```
{
  "templateKey": "",
  "documents": [
    {
      "transactionNumber": "",
      "document": "",
      "groupId": ""
    }
  ]
}
```

```

"supplierSite": "",
"documentDate": "",
"orderNo": "",
"location": "",
"locationType": "",
"paymentTerms": "",
"paymentMethod": "",
"currencyCode": "",
"exchangeRate": "",
"totalCostExTax": "",
"taxAmount": "",
"totalQuantity": "",
"totalDiscount": "",
"freightPaymentType": "",
"manuallyPaid": "",
"reference1": "",
"reference2": "",
"reference3": "",
"reference4": "",
"comment": "",
"thirdPartyPayee": "",
"bestTermsDate": "",
"taxBreakdown": [
  {
    "taxCode": "",
    "taxRate": "",
    "taxBasis": "",
    "taxAmount": ""
  }
],
"merchandiseDetails": [
  {
    "upc": "",
    "vpn": "",
    "item": "",
    "quantity": "",
    "unitCost": "",
    "taxCode": "",
    "taxRate": "",
    "taxBasis": "",
    "unitTaxPerUnit": "",
    "comment": "",
    "merchandiseDetailsTaxes": [
      {
        "taxCode": "",
        "taxRate": "",
        "taxBasis": "",
        "unitTaxPerUnit": ""
      }
    ]
  }
],
"nonMerchandiseDetails": [
  {
    "nonMerchCode": "",
    "nonMerchAmount": "",

```

```

    "taxCode": "",
    "taxRate": "",
    "taxBasis": "",
    "nonMerchandiseDetailsTaxes": [
      {
        "taxCode": "",
        "taxRate": "",
        "taxBasis": ""
      }
    ]
  },
  "purchaseOrders": [
    {
      "orderNo": ""
    }
  ],
  "attachments": [
    {
      "attachmentName": "",
      "attachmentDescription": "",
      "attachmentType": "",
      "attachmentUrl": ""
    }
  ]
}

```

ENTITY	KEY	TYPE	VALUE
document induction	templateKey	varchar	Template Key for the induction template used to determine the allowed fields
document induction	documents	entity list	Documents to create
document	transactionNumber	numeric	Unique identifier for single document transaction. User given, can be any number but must be unique within a single request
document	document	varchar	Vendor document identifier
document	groupId	numeric	Group identifier
document	supplierSite	numeric	Supplier site identifier
document	documentDate	varchar	Document date
document	orderNo	numeric	Order number
document	location	numeric	Location identifier
document	locationType	varchar	Type of location (W - Warehouse, S - Store)
document	paymentTerms	numeric	Payment terms
document	paymentMethod	varchar	Payment method (LC - Letter of Credit, WT - Wire Transfer, OA - Open Account)

ENTITY	KEY	TYPE	VALUE
document	currencyCode	varchar	Three character currency code (Ex. USD)
document	exchangeRate	numeric	Currency exchange rate
document	totalCostExTax	numeric	Total cost excluding tax
document	taxAmount	numeric	Total tax
document	totalQuantity	numeric	Total quantity
document	totalDiscount	numeric	Total discount
document	freightPaymentType	varchar	Freight payment type
document	manuallyPaid	varchar	Manually paid indicator (Y - Yes, N - No)
document	reference1	varchar	Document reference 1
document	reference2	varchar	Document reference 2
document	reference3	varchar	Document reference 3
document	reference4	varchar	Document reference 4
document	comment	varchar	Comment
document	thirdPartyPayee	varchar	Third party payee vendor identifier
document	bestTermsDate	varchar	Best terms date
document	taxBreakdown	entity list	Tax Breakdown of header taxes on the document
document	merchandiseDetails	entity list	Merchandise Details
document	nonMerchandiseDetails	entity list	Non-Merchandise Details
document	purchaseOrders	entity list	Purchase Orders for multi-PO invoices
document	attachments	entity list	Document Attachments
tax breakdown	taxCode	varchar	Header Tax code
tax breakdown	taxRate	numeric	Header Tax rate
tax breakdown	taxBasis	numeric	Header Tax Basis
tax breakdown	taxAmount	numeric	Header Tax Amount
merchandise details	upc	varchar	Universal product code
merchandise details	vpn	varchar	Vendor product number
merchandise details	item	varchar	Item identifier
merchandise details	quantity	numeric	Item quantity
merchandise details	unitCost	numeric	Item unit cost
merchandise details	taxCode	varchar	Item Tax Code
merchandise details	taxRate	numeric	Item Tax Rate

ENTITY	KEY	TYPE	VALUE
merchandise details	taxBasis	numeric	Item Tax Basis
merchandise details	unitTaxPerUnit	numeric	Item Unit Tax Per Unit
merchandise details	comment	varchar	Comment
merchandise details	merchandiseDetailsTaxes	entity list	Merchandise Details Taxes
merchandise details taxes	taxCode	varchar	Item Tax Code
merchandise details taxes	taxRate	numeric	Item Tax Rate
merchandise details taxes	taxBasis	numeric	Item Tax Basis
merchandise details taxes	unitTaxPerUnit	numeric	Item Unit Tax Per Unit
non merchandise details	nonMerchCode	varchar	Non-merchandise Code
non merchandise details	nonMerchAmount	numeric	Non-merchandise Amount
non merchandise details	taxCode	varchar	Non-merchandise Tax Code
non merchandise details	taxRate	numeric	Non-merchandise Tax Rate
non merchandise details	taxBasis	numeric	Non-merchandise Tax Basis
non merchandise details	nonMerchandiseDetailsTaxes	entity list	Non-Merchandise Details Taxes
non merchandise details taxes	taxCode	varchar	Non-merchandise Tax Code
non merchandise details taxes	taxRate	numeric	Non-merchandise Tax Rate
non merchandise details taxes	taxBasis	numeric	Non-merchandise Tax Basis
additional purchase orders	orderNo	numeric	Order number
attachment	attachmentName	varchar	Attachment Name
attachment	attachmentDescription	varchar	Attachment Description
attachment	attachmentType	varchar	Attachment Type (DOC - Document, IMG - Image, OT - Other)
attachment	attachmentUrl	varchar	Attachment URL

Note

Values can be skipped, even if they are on the induction template and they will be provided as NULL.

Values designated as "Entity List" are lists of sub entity JSON objects (see the structure of the Request Body above).

Entity Identifiers should be given as Long Integers with numeric characters ONLY (for example, 1234567890)

Decimal values should be given in the preferred date format of the authenticated user for the request, the default is #,###.#### with the decimal point and following digits being optional (for example, -1,234.5678 or -1,234)

Date values should be given in the preferred date format of the authenticated user for the request, the default is M/d/yy (for example, 1/31/22)

Time values should be given in the preferred time format of the authenticated user for the request, the default is h:mm a (for example, 11:50 PM)

Date and time values should be given in the preferred date and time format of the authenticated user for the request, the default is M/d/yy h:mm a (for example, 1/31/22 11:50 PM)

Response Codes

202 - Accepted

The request was successful and the body has been submitted for asynchronous processing.

Response Body

```
{
  "injectId": ""
}
```

ENTITY	KEY	TYPE	VALUE
asynchronous induction	injectId	numeric	Identifier for the asynchronous induction process.

Use the [Documents – Get Induction Status](#) request to poll for the results of the asynchronous process.

400 - Bad Request

The request was NOT successful due to an issue with the headers, query parameters, or body of the request.

500 - Internal Server Error

The request was NOT successful due to an internal server error. Contact a system administrator to determine the cause of the issue.

Documents – Create Non-Merchandise Invoice

Business Overview

This REST service provides the ability to create non-merchandise invoices via the induction pattern. Any induction template key with a template type of 'Non-Merchandising Invoice' (TEMPLATE_TYPE = 'NMRCHI') can be used.

Service Type

POST

REST URL

`https://<host>[:<port>]/<context_root>/services/private/Reim/document/induction/v1/nonMerchandiseInvoice`

Example

`https://example.us.oracle.com/ReimRestService/services/private/Reim/document/induction/v1/nonMerchandiseInvoice`

Request Headers

Content-Type: application/json
Accept: application/json
Accept-Language: <locale>
Accept-Version: <application_version>

Example

Content-Type: application/json
Accept: application/json
Accept-Language: en-US
Accept-Version: 19.3

URL Query Parameters

N/A

Request Body

```
{
  "templateKey": "",
  "documents": [
    {
      "transactionNumber": "",
      "document": "",

```

```

"groupId": "",
"vendorType": "",
"vendorId": "",
"supplierSite": "",
"documentDate": "",
"orderNo": "",
"location": "",
"locationType": "",
"paymentTerms": "",
"paymentMethod": "",
"currencyCode": "",
"exchangeRate": "",
"totalCostExTax": "",
"taxAmount": "",
"totalDiscount": "",
"manuallyPaid": "",
"reference1": "",
"reference2": "",
"reference3": "",
"reference4": "",
"comment": "",
"thirdPartyPayee": "",
"bestTermsDate": "",
"taxBreakdown": [
  {
    "taxCode": "",
    "taxRate": "",
    "taxBasis": "",
    "taxAmount": ""
  }
],
"nonMerchandiseDetails": [
  {
    "nonMerchCode": "",
    "nonMerchAmount": "",
    "taxCode": "",
    "taxRate": "",
    "taxBasis": "",
    "nonMerchandiseDetailsTaxes": [
      {
        "taxCode": "",
        "taxRate": "",
        "taxBasis": ""
      }
    ]
  }
],
"attachments": [
  {
    "attachmentName": "",
    "attachmentDescription": "",
    "attachmentType": "",
    "attachmentUrl": ""
  }
]
}

```

```
]
}
```

ENTITY	KEY	TYPE	VALUE
document induction	templateKey	varchar	Template Key for the induction template used to determine the allowed fields
document induction	documents	entity list	Documents to create
document	transactionNumber	numeric	Unique identifier for single document transaction. User given, can be any number but must be unique within a single request
document	document	varchar	Vendor document identifier
document	groupId	numeric	Group identifier
document	vendorType	varchar	Type of vendor
document	vendorId	varchar	Vendor identifier
document	supplierSite	numeric	Supplier site identifier
document	documentDate	varchar	Document date
document	orderNo	numeric	Order number
document	location	numeric	Location identifier
document	locationType	varchar	Type of location (W - Warehouse, S - Store)
document	paymentTerms	numeric	Payment terms
document	paymentMethod	varchar	Payment method (LC - Letter of Credit, WT - Wire Transfer, OA - Open Account)
document	currencyCode	varchar	Three character currency code (Ex. USD)
document	exchangeRate	numeric	Currency exchange rate
document	totalCostExTax	numeric	Total cost excluding tax
document	taxAmount	numeric	Total tax
document	totalDiscount	numeric	Total discount
document	manuallyPaid	varchar	Manually paid indicator (Y - Yes, N - No)
document	reference1	varchar	Document reference 1
document	reference2	varchar	Document reference 2
document	reference3	varchar	Document reference 3
document	reference4	varchar	Document reference 4
document	comment	varchar	Comment
document	thirdPartyPayee	varchar	Third party payee vendor identifier
document	bestTermsDate	varchar	Best terms date
document	taxBreakdown	entity list	Tax Breakdown of header taxes on the document
document	nonMerchandiseDetails	entity list	Non-Merchandise Details
document	attachments	entity list	Document Attachments
tax breakdown	taxCode	varchar	Header Tax code
tax breakdown	taxRate	numeric	Header Tax rate
tax breakdown	taxBasis	numeric	Header Tax Basis

ENTITY	KEY	TYPE	VALUE
tax breakdown	taxAmount	numeric	Header Tax Amount
non merchandise details	nonMerchCode	varchar	Non-merchandise Code
non merchandise details	nonMerchAmount	numeric	Non-merchandise Amount
non merchandise details	taxCode	varchar	Non-merchandise Tax Code
non merchandise details	taxRate	numeric	Non-merchandise Tax Rate
non merchandise details	taxBasis	numeric	Non-merchandise Tax Basis
non merchandise details	nonMerchandiseDetailsTaxes	entity list	Non-Merchandise Details Taxes
non merchandise details taxes	taxCode	varchar	Non-merchandise Tax Code
non merchandise details taxes	taxRate	numeric	Non-merchandise Tax Rate
non merchandise details taxes	taxBasis	numeric	Non-merchandise Tax Basis
attachment	attachmentName	varchar	Attachment Name
attachment	attachmentDescription	varchar	Attachment Description
attachment	attachmentType	varchar	Attachment Type (DOC - Document, IMG - Image, OT - Other)
attachment	attachmentUrl	varchar	Attachment URL

Note

Values can be skipped, even if they are on the induction template and they will be provided as NULL.

Values designated as "Entity List" are lists of sub entity JSON objects (see the structure of the Request Body above).

Entity Identifiers should be given as Long Integers with numeric characters ONLY (for example, 1234567890)

Decimal values should be given in the preferred date format of the authenticated user for the request, the default is #,###.### with the decimal point and following digits being optional (for example, -1,234.5678 or -1,234)

Date values should be given in the preferred date format of the authenticated user for the request, the default is M/d/yy (for example, 1/31/22)

Time values should be given in the preferred time format of the authenticated user for the request, the default is h:mm a (for example, 11:50 PM)

Date and time values should be given in the preferred date and time format of the authenticated user for the request, the default is M/d/yy h:mm a (for example, 1/31/22 11:50 PM)

Response Codes

202 - Accepted

The request was successful and the body has been submitted for asynchronous processing.

Response Body

```
{
  "injectId": ""
}
```

ENTITY	KEY	TYPE	VALUE
asynchronous induction	injectId	numeric	Identifier for the asynchronous induction process.

Use the [Documents – Get Induction Status](#) request to poll for the results of the asynchronous process.

400 - Bad Request

The request was NOT successful due to an issue with the headers, query parameters, or body of the request.

500 - Internal Server Error

The request was NOT successful due to an internal server error. Contact a system administrator to determine the cause of the issue.

Documents – Get Induction Status

Business Overview

This REST service provides the ability to read the induction status for any induction process. It can be used to verify the status of asynchronous web service create document requests.

Service Type

GET

REST URL

`https://<host>[:<port>]/<context_root>/services/private/Reim/document/induction/v1/status`

Example

`https://example.us.oracle.com/ReimRestService/services/private/Reim/document/induction/v1/status`

Request Headers

Accept-Language: <locale>
Accept-Version: <application_version>

Example

Accept-Language: en-US
Accept-Version: 19.3

URL Query Parameters

KEY	TYPE	VALUE
injectId	numeric	Inject ID returned from any of the create induction services

Request Body

N/A

Response Codes

200 - OK

The request was successful and the induction process has completed with the given business errors (if any).

Response Body

```
{
  "injectId": "",
  "status": "",
  "errors": [
    {
      "transactionNumber": "",
      "documentErrors": [
        {
          "message": "",
          "context": ""
        }
      ]
    }
  ]
}
```

ENTITY	KEY	TYPE	VALUE
asynchronous induction	injectId	numeric	Identifier for the asynchronous induction process.

ENTITY	KEY	TYPE	VALUE
asynchronous induction	status	varchar	Status of the induction process
asynchronous induction	errors	entity list	Induction processing errors
induction errors	transactionNumber	numeric	Unique identifier for single document transaction from create request
induction errors	documentErrors	entity list	Document creation errors
document errors	message	varchar	Error message
document errors	context	varchar	Error context

202 - Accepted

The request was successful, but the induction process has not completed yet.

Response Body

```
{
  "injectId": "",
  "status": ""
}
```

ENTITY	KEY	TYPE	VALUE
asynchronous induction	injectId	numeric	Identifier for the asynchronous induction process.
asynchronous induction	status	varchar	Status of the induction process

Use the [Documents – Get Induction Status](#) request to poll for the results of the asynchronous process.

400 - Bad Request

The request was NOT successful due to an issue with the headers, query parameters, or body of the request.

500 - Internal Server Error

The request was NOT successful due to an internal server error. Contact a system administrator to determine the cause of the issue.

5

Technical Design

This chapter contains information related to the technical design of Invoice Matching.

Locking Design Summary

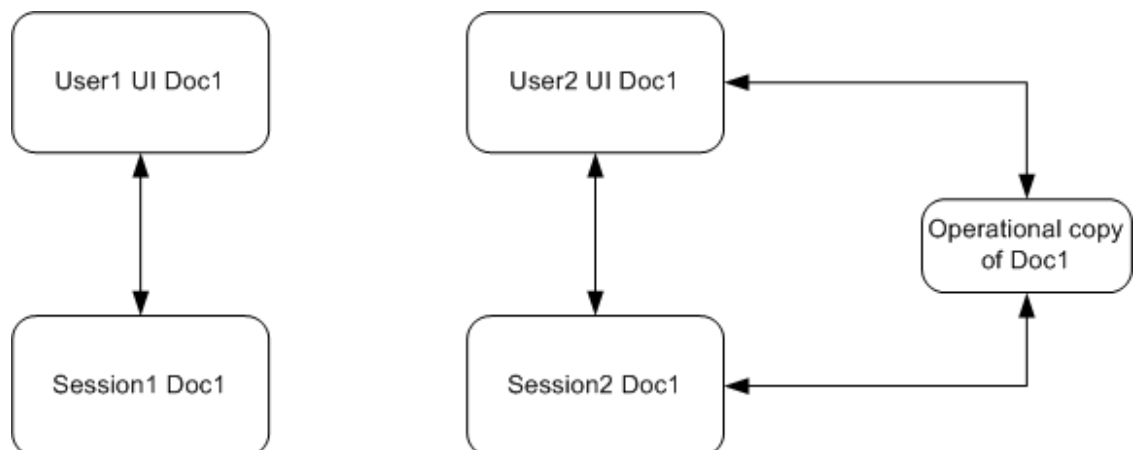
Invoice Matching user interface is based on the optimistic locking strategy. It means that no entities will be preemptively locked before modification. Only at the point when modification needs to be performed the locking mechanism will be used. If two users are trying to modify the same entity, for example the same invoice, both users can do this on the screen. At the same time only the first user to attempt to save the changes will actually successfully save them and the second user will get an error message and would need to refresh the entity and try again.

Example

User1 is trying to update document D0. Document D0 has terms T0. User1 is trying to update T0 to T1. User2 is also trying to update document D0. User2 is trying to update T0 to T2. If User1 will be the first to attempt to save the change to D0 then D0 will have terms T1. User2 would need to refresh D0 to see the new value of the terms and only after that would be able to change T1 to T2.

All user interface workflows can be sub-divided into 2 categories - simple entity workflows and complex process workflows. For simple entity workflows the locking is handled by the ADF framework. For complex workflows the workflow entities are copied into session (workspace) tables. For such workflows the locking is done by custom logic to allow data to be modified both by ADF framework code and by backend PL/SQL.

To facilitate locking, all tables that hold modifiable data have a standard - `OBJECT_VERSION_ID` - that is updated every time the entity is modified. New entity is created with `OBJECT_VERSION_ID` of 1. Modification verification is performed by comparing the copy's being modified version id with the original copy version id. If it is different then the user's copy of the entity is out of sync.



In a batch mode no locking is performed. It is assumed that the batches will be run during the batch windows. It means the assumption is that the batch user will be the sole user of the entities. Because of this the batches should not be run ad-hoc during the normal business hours.

Currency Design Summary

Invoice Matching has been designed to handle a multiple number of currencies. This section addresses the system's assumptions, conversion process, and validations that are related to this capability.

Merchandising System (such as Merchandising) and Invoice Matching Assumptions

Consider the following assumptions.

- Merchandising defines one currency as the primary currency of the system (held on the Merchandising SYSTEM_OPTIONS table in the CURRENCY_CODE field).
- Merchandising specifies that each purchase order can have one currency. This purchase order currency does not have to be the same as the Merchandising primary system currency or the Merchandising supplier currency.
- Invoice Matching requires that each document have its currency stated (IM_DOC_HEAD.CURRENCY_CODE). This invoice currency does not have to be the same as the system primary currency.
- Invoice Matching assumes that a purchase order and any invoices associated with that purchase order are in the same currency. This assumption is based on the business reality that these currencies are almost always the same and on the development consideration that currency conversion processes have an adverse impact on system performance.

Currency Conversion Process for Amount Tolerances

The following is information about the currency conversion process for amount tolerances.

- Amount tolerances are established in the currency of the tolerance entity (each tolerance entity has a currency setting). However, because the invoices and POs to be matched could reflect a different currency, amount tolerances must be converted before they can be applied. In other words, the currency established for amount tolerances is converted when the invoice/PO combination is not in the tolerance currency. For example, a tolerance defined as 10 US dollars (USD) has a much different meaning than a purchase order/invoice defined in Thai Baht (10 Thai Baht is about 0.23 USD). If the system merely utilized the number 10 and failed to perform a currency conversion, the amount tolerances would not apply correctly.
- Currency conversion rates are stored on the Merchandising CURRENCY_RATES table. The conversion factors on this table are in terms of the primary currency of the system. For example, suppose a retailer wishes to convert from Thai Baht to Uruguayan Pesos and the system's primary currency is USD. First, the system performs a conversion from Thai Baht to USD. Secondly, the system converts the USD value to Uruguayan Pesos. In other words, to perform its conversions, the system always must 'go through' the primary currency of the system.
- Currency conversion is always done based on the consolidated exchange rate.

Currency-Related System Validations

One of the validations performed by the EDI Injector process is that it determines whether the currency on the invoice is the same as the currency on the purchase order. If the invoice currency is not the same as the purchase order currency, the invoice is rejected.

The graphical user interface (GUI) invoice entry process also validates that the currency on the invoice is the same as the currency on the PO associated with the invoice. If the currencies are not the same, the user receives a warning message.

Currency Formatting

Monetary values must be properly formatted according to the associated currency for matting rule. The precision for the currency formatting is defined in Merchandising CURRENCIES table.

6

Batch Processes

This chapter provides the following:

- An overview of the batch architecture
- A functional summary of each batch process, along with its dependencies
- A description of some of the features of the batch processes (batch return values, batch threading, and so on)
- Development designs for each batch process

Note

Details around incoming/outgoing file storage are available in the "Merchandising File Transfer Service" section of the *Merchandising Operations Guide - Vol 2*.

Batch Architectural Overview

Invoice Matching batch processes are run as Java applications. Batch processes engage in a shared processing with the UI in a client server model.

Services retrieve the data on which the batch processes work to complete their tasks. The service layer consists of a collection of Java classes that implements business logic (data retrieval, updates, deletions, and so on) through one or more high-level methods.

The business logic occurs within the service code, while the technical processing occurs within the batch code.

Note the following characteristics of the Invoice Matching batch processes:

- They are not accessible through a graphical user interface (GUI).
- They are scheduled by the retailer.
- They are designed to process large volumes of data. However, the volume can be managed using the inclusion-exclusion configuration feature (see section Batch Configuration)
- Invoice Matching batches should run only in the batch window when no users exist in the system. This requirement is related to locking consideration (see locking section for more information).
- They run in a client server model. Client side code is a plain java which basically responsible for the validation of input parameters, retrieval of user credentials for the given alias name.
- In case there is no valid user/password pair is found for the given alias name, the client program complains the same and terminates. On the successful identification of credentials, client program makes a call to execute<<Batch>> method of corresponding EJB on the application server

Batch Process Configuration

For programs in the financial posting batch cycle, we have implemented a new configuration feature. The volume of data processed by each batch execution can be controlled through a table configuration. While executing a particular batch program (say AUTOMATCH), we may restrict the batch candidates to either a particular supplier or exclude a particular supplier to manage the batch load. At any point of time, a max of one exclude or one include should be configured per a particular day.

A new table IM_BATCH_CONFIG is included in the data model which is used for configuring the exclusion or inclusion of suppliers per batch for a particular day. An indicator called 'PROCESSED_IND' is in the table that tells if the inclusion/ exclusion are already processed or not. Its initial value is N.

Table 6-1 IM_BATCH_CONFIG Parameters

Parameter	Description
BATCH_NAME	Used for configuring the batch name.
SUPPLIER	The supplier that the batch should exclude/include.
SCOPE	Exclude (E)/Include (I)
PROCESSED	Initial value N. Once the batch completes, program sets it to Y so that it would not considered next execution.
PROCESSED_DATE	This attribute is added for the auditing purpose. It also cater as a constraint to make sure that only one Exclude or Include are configured per supplier per day.

The query that picks the candidates for the each batch is modified to join with IM_BATCH_CONFIG table to first exclude the documents/data that are of SUPPLIERS configured to exclude in the particular batch program with a PROCESSED value N. Then the inclusion logic is applied, if any. If no exclusions/inclusions have been configured for a particular batch with PROCESSED value N, then the batch will process all the eligible data.

The batches that have this capability are

- Automatch batch
- Financial Posting batch
- Resolution Action Rollup batch
- Complex Deal Upload
- Fixed Deal Upload

EDI-Related File-Based Batch Processes

Invoice Matching EDI-related batch processes are file based. For example, they either input a flat file into the system (EDI Injector) from outside the system, or they output a flat file from the system (EDI invoice download) to be sent to another system (that of a vendor). Both the EDI Injector and the EDI invoice download batch processes are described later in this chapter. For the EDI Injector batch, the input file/folder and the rejection file/folder should be on the same physical machine as the application server is running on. This is a requirement from the file system access permission standpoint. Similarly, the EDI download batch process can save the EDI output file only to a folder that is on the same machine as the server is running on.

ODS-XML-related File-Based Batch Processes

Like EDI file-based batch processes, Invoice Matching supports processing of external data based on XML through a standard ODS spreadsheet. This batch can process various external data to create documents within Invoice Matching, or to execute specific Invoice Matching processes, based on provided, standard templates. More details are provided later in this chapter.

Internal Batch Processes

Other batch processes within Invoice Matching do not input or output files. Rather, the goal of these batch processes is to take a snapshot of potentially large amounts of data from the key tables within the database, transform that data through processing, and then return it.

Internal batch processes that are described later in this chapter include:

- Auto-match
- Batch purge
- Account purge
- Reason Code action rollout

Internal Batch Processes that Write to Staging Tables

The third type of batch process within Invoice Matching takes a snapshot of potentially large amounts of data from the key tables within the database, transforms that data through processing, and then writes that data to staging tables.

This communication process has been designed with the assumption that, during production, Invoice Matching will reside within the same database as the merchandising system. Presumably, during implementation, the retailer will develop an optimum way to move the applicable data from the staging tables to the appropriate location for that data.

The internal batch processes that write to staging tables are described later in this chapter.

Batch Processes that Extract from Merchandising Staging Tables

The fourth type of batch process within Invoice Matching extracts data from merchandising system staging tables, create documents with the data, and write the data to Invoice Matching tables. The batch processes that follow this processing pattern include the following:

- Complex deal upload
- Fixed deal upload

Batch Names

The following table describes Invoice Matching batch processes. The table order reflects the dependencies that exist among the Invoice Matching batch processes but does not include any dependencies that exist between Invoice Matching and the merchandising system with which it interacts.

Table 6-2 Batch Names

Batch Name	Class (oracle.retail.apps.reim.batch.client)
Tables purge	TablesPurgeBatchClient
Account purge	AccountWorkspacePurgeBatchClient
EDI Injector	EdiInjectorBatchClient
Auto-match	AutoMatchBatchClient
Receipt write-off	ReceiptWriteOffBatchClient
Reason code action rollup	ReasonCodeActionRollupBatchClient
Financial posting	FinancialPostingBatchClient
EDI Invoice download	EdiDownloadBatchClient
Complex deal upload	ComplexDealUploadBatchClient
Fixed deal upload	FixedDealUploadBatchClient
Financial Posting workspace Purge	FinancialPostingWorkspacePurgeBatchClient
FDG Extract	FDGExtractBatchClient
Induction	DocumentInductionBatchClient

Functional Descriptions and Dependencies

The following table summarizes Invoice Matching batch processes and includes both a description of each batch process's business functionality and its batch dependencies:

Table 6-3 Invoice Matching Batch Processes

Batch Processes	Details	Batch Dependencies
Batch purge	This process deletes data from database tables while maintaining database integrity. This process deletes records from the Invoice Matching application that meet certain business criteria (for example, records that are marked for deletion by the application user, records that linger in the system beyond certain number of days, and so on).	
Account purge	This process deletes the accounts maintained locally in the Invoice Matching application.	
EDI Injector	This batch process uploads merchandise, non-merchandise invoices, credit notes, debit memos, and credit note requests from the EDI into the invoice-matching tables.	
Auto-match	Auto-match is a system batch process that attempts to match invoices to receipts without manual intervention. Invoices that are in ready for match or unresolved status are retrieved from the database to be run through the auto-match algorithm.	<ul style="list-style-type: none"> • EDI Injector • Receipt upload (Merchandising system, such as Merchandising)

Table 6-3 (Cont.) Invoice Matching Batch Processes

Batch Processes	Details	Batch Dependencies
Receipt write-off	In order for retailers to track received goods not invoiced, they must have the ability to 'write-off' these goods for financial tracking. Invoice Matching has a system parameter (which can be overwritten at the supplier level) defining the maximum amount of time an open, non-fully matched receipt will be available for matching. Every time the Receipt write-off process is run, each non-fully matched open receipt received date is compared with the current date minus the system parameter. If the received date is before this difference, the receipt is 'written-off,' and the invoice match status is closed.	Auto-match and any associated processing must run prior to this batch processing.
Reason code action rollup	<p>This batch process sweeps the action staging table and creates debit memos, credit memos, and credit note requests as needed. Only a single debit or credit memo is created per invoice/discrepancy type, with line details from all related actions for the same discrepancy type. If hold invoice functionality is on, each generated document is assigned the invoice number to which it corresponds to ensure all related documents are released to accounts payable at the same time. This process deletes these records when completed; they are deleted after posting. Note that a separate, retailer-created batch process sweeps the receiver adjustment table. The action staging table is used during posting to post the reason code actions to the financial staging table. A separate, retailer-created batch process sweeps the receiver adjustment table. The process compares the unit cost and/or quantity received for the item on the shipment with the expected unit cost and/or quantity on the IM_RECEIVER_COST_ADJUST and/or IM_RECEIVER_UNIT_ADJUST tables. If a match exists, the receiver cost and/or unit adjustment has occurred in Merchandising (or the equivalent merchandising system). As a result, the process sets the 'pending adjustment' flag on IM_INVOICE_DETAIL table to false for the invoice line. The reason code actions are rolled up for an invoice only if no invoice lines on the invoice have any pending adjustments.</p> <p>If allowance discrepancy resolutions requested receiver unit adjustments to be performed, based on IM_RESOLUTION_ACTION_ALLOWANCE table records, then all adjustments will be done in bulk. Stock ledger adjustments differ from receiver cost adjustments and receiver unit adjustments in that the latter are being executed at the rollup event while the former are being executed at the resolution event.</p>	

Table 6-3 (Cont.) Invoice Matching Batch Processes

Batch Processes	Details	Batch Dependencies
Financial posting	<p>A recurring resolution posting process retrieves all matched invoices and approved documents. If hold invoice functionality is used, then matched Credit Notes rather than approved Credit Notes are processed.</p> <p>Documents which should be sent to the Financial A/P system are sent to the AP staging tables: IM_AP_STAGE_HEAD, and IM_AP_STAGE_DETAIL. Transactions which should be sent to the Financial G/L system are sent to the IM_FINANCIALS_STAGE table</p>	
EDI invoice download	<p>The EdiDownload module creates a flat file to match the EDI invoice download file format. The module retrieves all header, detail, and non-merchandise information and formats the data as needed. In other words, the EDI invoice download process retrieves debit memos, credit note requests, and credit memos in 'approved' status from the resolution posting process and creates a flat file. The client converts the flat file into an EDI format by the client and sends it through the EDI invoice download transaction set.</p>	Auto-match must run prior to the EDI invoice download.
Complex deal upload	<p>This module reads data from Merchandising staging tables, creates credit memos, debit memos, and credit note requests out of the data, and stores the supporting deal data on a Invoice Matching table for later use during posting.</p>	
Fixed deal upload	<p>This module reads data from Merchandising staging tables, creates credit memos, debit memos, and credit note requests out of those, and stores the supporting deal data on a Invoice Matching table for later use during posting.</p>	
FDG Extract	<p>This process extracts financial documents from IMCS and stages them into outbound staging tables from which the Financial Document Generation (FDG) module retrieves data and sends it to a trusted 3rd party who will facilitate communicating those documents to appropriate government agencies, business, and other parties needing access to the documents</p>	
Induction	<p>This batch process uploads merchandise, non-merchandise invoices, credit notes, debit memos, and credit note requests from the XML into the invoice-matching tables. It also processes debit memo reversal for both quantity and cost.</p>	

Features of the Batch Processes

This section describes the features of batch processes.

Scheduler and the Command Line

If the client uses a scheduler, batch process arguments are placed into the scheduler.

If the client does not use a scheduler, batch process parameters must be passed in at the UNIX command line.

Each of these scripts interacts with the generic shell script. These scripts take any and all arguments that their corresponding batch process would take when executing.

Batch Return Values

The following guidelines describe the batch process return values that Invoice Matching batch processes utilize:

- SUCCESS = 0
- FAILED_INIT = 1
- FAILED_PROCESS = 2

Batch Log and Error File Paths

The client side log file location is determined by the retailer through the logj4.properties file. The errors that occur on the server side program will be written to the server log which can be configured by weblogic administrator. If an error occurs that causes a batch process to suddenly come to a complete halt, the system writes to the configured log file. See "[Backend System Administration and Configuration](#)" for more information.

Multi-Threading Batch Processes

The following batch processes shown below have multi-threading capabilities. The configuration related to some of the multi threaded batches can be configured in REIM System options. See "[Backend System Administration and Configuration](#)" for more information.

Complex Deal Upload (ComplexDealUploadBatch)

This process is threaded by a group (or bulk) of deals. Each group constitutes a thread.

Fixed Deal Upload (FixedDealUploadBatch)

This process is threaded by a group (or bulk) of deals. Each group constitutes a thread.

EDI Injector (EdiInjectorBatch)

This process is threaded into groups of documents. Each thread handles the business validation of the entire document group.

Auto-Match (AutoMatchBatch)

Auto-match is threaded based on the number of invoice-items and receipt-items involved in the match.

Executing Batch Processes

Batch processes are executed through the batch client framework. This framework is responsible for ensuring that the batch job is passed the appropriate arguments. The arguments for the batch runner are as follows:

- Batch job class name
- File extension
- Run cycle
- Batch arguments

Below is an example of how the batch runner would be utilized to execute the EdiInjectorBatch process:

```
reimediinjector input-file/input-path input-file/input-path output-file/output-path <FILE_EXTENSION usually ZIP>  
<run_cycle(NIGHTLY|ADHOC|CYCLE)>
```

The batch client programs require the application libraries (JAR files) to be on the classpath in order to execute successfully.

Tables Purge Batch Design

The batch purging process deletes data from database tables while maintaining database integrity. This process deletes records from the Invoice Matching application that meet certain business criteria (for example, records that are marked for deletion by the application user, records that linger in the system beyond certain number of days, and so on). The TablesPurge process does not generate any cascade relationships and/or SQL queries on the fly. The main features of the process are illustrated below:

Usage

The following arguments are applicable for the TablesPurgeBatch process:

```
reimpurge [PURGE_OPERATIONALS | PURGE_WORKSPACES | PURGE_WORKSPACES_AND_OPERATIONALS]  
<run_cycle(NIGHTLY|ADHOC|CYCLE)>
```

The first argument is batch alias name. The second argument is the purge action. PURGE_OPERATIONALS would make the batch purge data from operational tables alone, PURGE_WORKSPACES would make the batch purge data from all workspace tables, PURGE_WORKSPACES_AND_OPERATIONALS would make the batch purge data from both operational and workspace tables. By default, the purge action is committed.

Purge Operational

Data from the operational tables will be purged based on the document history days system option. The tables are purged in the reverse order of their relationship to each other, history tables first and then the details and then the main or primary table.

Purge Workspace

The workspace tables used for display or internal calculation purposes for Search, document maintenance, Matching or Posting processes would be truncated. Indexes on all affected tables would be rebuilt after truncate. It is recommended that the workspace tables be truncated frequently, as they need to be well maintained to ensure optimal performance of the front end.

Purge Workspace and Operational

Data from the workspace tables are truncated followed by the deletion of data from the operational tables.

Primary Tables Involved

The following lists include the tables on which the purging algorithm is applied:

Operational

- IM_DOC_HEAD
- IM_INVOICE_DETAIL
- IM_RESOLUTION_ACTION
- IM_RECEIPT_ITEM_POSTING_%
- IM_%_MATCH_HISTORY

Workspace

- IM_%_SEARCH_WS
- IM_MATCH_%_WS
- IM_MATCH_POOL_%
- IM_POSTING_DOC_%

Other tables of less significance also get purged.

Accounts Purge Batch Design

This process deletes the accounts maintained locally in the Invoice Matching application. The batch retrieves the accounts in IM_VALID_ACCOUNTS table and validates the account against the integrated financial system. Accounts that are invalid in the financial system are deleted from IM_VALID_ACCOUNTS table.

Note

Run the batch whenever account information changes are communicated to Invoice Matching.

Usage

The following arguments are applicable for the AccountWorkspacePurgeBatch process:

```
reimaccountworkspacepurge <ALL which represents ALL_ACCOUNTS> <run_cycle(NIGHTLY|ADHOC|CYCLE)>
```

Major Modules

AccountWorkspacePurgeBatchClient

Major Tables

IM_VALID_ACCOUNTS

EDI Invoice Injector Batch Design

The EDI Injector Batch process performs the following:

- Reads each transaction within the file.
- Runs a file format validation (verifying file descriptors and line numbers; ensuring that numeric fields are all numeric and that character fields are all characters; looking for the invalid ordering of record type-THREAD followed directly by another THREAD; and so on). Certain file formatting errors cause the process to terminate with a message indicating the problem. A limited set of data validation errors can cause invalid EDI transaction to be fixable, where the data can be corrected through online process. The rest of the data validation errors cause the invalid transaction to be written to a set of reject files where a user must correct the problems and re-run the files.
- Validates the data against the Invoice Matching system and Merchandising.
- Any errors found are recorded in to the error table (IM_INJECT_DOC_ERROR) so that users can audit and fix any transactions that were rejected.
- Adds the data to the Invoice Matching system. All valid transactions are written to the IM_DOC_xxx, IM_INVOICE_xxxtables.
- The size of the Logical Unit of work for each chunk needs to be defined in Invoice Matching's system options.

Usage

The following arguments are applicable for the EDI Injector Batch process:

```
reimediinjector input-file/input-path output-file/output-path <FILE_EXTENSION usually ZIP> <run_cycle(NIGHTLY|ADHOC|CYCLE)>
```

Assumptions and Scheduling Notes

This process can be run ad-hoc but in general it should be run before the auto-match process.

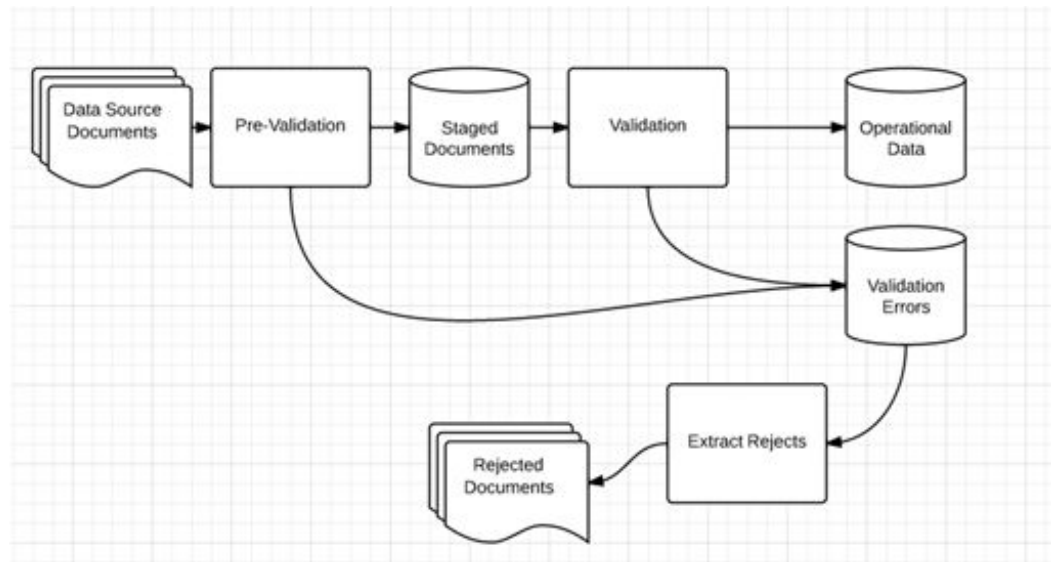
Restart and Recovery

If the EDI Injector Batch aborts without processing an entire file, the file can simply be rerun. When this action is completed, there will be multiple errors for the transactions that were

successfully uploaded and the other transactions will be uploaded at that time as well. If the cause of the aborted process is software related, this fix may not solve the issue. Other steps may be required to ensure that the process completes its entire initial run.

High-Level Flow Diagram

The following diagram offers a high-level view of the processing logic utilized within the EDI Injector Batch process.



Primary Tables Involved

The following tables are involved in the EDI Injector Batch process:

Operational Data Tables

- IM_DOC_HEAD
- IM_DOC_TAX
- IM_INVOICE_DETAIL
- IM_INVOICE_DETAIL_TAX
- IM_INVOICE_DETAIL_ALLOWANCE
- IM_INVOICE_DETAIL_ALLW_TAX
- IM_DOC_NON_MERCH
- IM_DOC_NON_MERCH_TAX
- IM_DOC_DETAIL_REASON_CODES
- IM_DOC_DETAIL_RC_TAX

Injector Workspace Tables

- IM_INJECT_DOC_DETAIL
- IM_INJECT_DOC_DETAIL_ALLOWANCE

- IM_INJECT_DOC_DETAIL_ALLOW_TAX
- IM_INJECT_DOC_DETAIL_TAX
- IM_INJECT_DOC_ERROR
- IM_INJECT_DOC_HEADER
- IM_INJECT_DOC_NON_MERCH
- IM_INJECT_DOC_NON_MERCH_TAX
- IM_INJECT_DOC_RECORD
- IM_INJECT_DOC_RULE
- IM_INJECT_DOC_TAX
- IM_INJECT_STATUS

Invoice Auto-Match Batch Design

Auto-match is a system batch process that attempts to match invoices to receipts without manual intervention. Invoices that are in ready-for-match or unresolved status are retrieved from the database to be run through the auto-match algorithm.

The inputs into the auto-match process include the following:

- Invoices
- Receipts
- Purchase orders
- Match Strategy
- Tolerance

Invoice Matching owns invoices, Match Strategy, and Tolerance while receipts and purchase orders are owned by a merchandising system, such as Merchandising.

The Match Strategy rules feature allows retailers to build and maintain match strategies which specifically define the types of matches which should be attempted and the order in which they should be tried during the auto-match process. The match strategies can be defined at the system, supplier group or supplier level. The creation of a Supplier Group is tightly integrated to the logic for selecting documents to be processed by the match engine. If a Supplier Group is created, all the documents for all the suppliers in the group are considered by the match engine together. If a match strategy is defined at the Supplier Group level, then it is used to determine what match attempts to apply against the documents in the supplier group. If a match strategy is not defined at the supplier group level, then the system default match strategy is used to determine which match attempts are used to attempt to match documents for the supplier group. If a match strategy was set up for one of the suppliers for a supplier group, it is ignored by the match engine. If a supplier is not part of a supplier group, then all the documents for that supplier are considered by the match engine together. If a match strategy is defined at the Supplier level, then it is used to determine what match attempts to apply against the documents for that supplier. If a match strategy is not defined at the supplier level, then the system default match strategy is used to determine which match attempts should be used to attempt to match documents for the supplier.

The auto-match process attempts to match the invoices to receipts to the best of its abilities. The process assign different statuses according to the level of matching achieved.

If an invoice arrives prior to a receipt (for a particular PO), the auto-match process attempts only to match invoice unit cost to PO unit cost if Cost Pre-matching is opted while running the auto-match batch.

When a complete match cannot be made, manual intervention is required through online processes.

The size of the Logical Unit of work for each chunk needs to be defined in Invoice Matching's system options.

Usage

The following arguments are applicable for the Invoice Auto-Match Batch process:

```
reimautomatch cost_prematch<Y|N> <run_cycle(NIGHTLY|ADHOC|CYCLE)>
```

Algorithms

The following algorithms comprise the auto-match process:

Cost pre-matching

The Cost Pre-Matching routine is optional but if it is run, it runs as the first step of the Auto-match batch. When the Cost Pre-Matching routine is run, it is run against all suppliers. The routine is only executed if no receipt exists for the order on the invoice. If it finds differences in the cost on the order and the cost on the invoice which are outside of the tolerance level, it generates a cost discrepancy. If a match can be obtained, the invoice remains in ready-for-match status and is retrieved again for matching once the receipt comes in.

Summary matching

The Auto match batch attempts various types of Summary Matches based on the Match Strategy associated with the supplier or supplier group. Summary Matching involves looking at the total document values (cost and optionally quantity) without considering the specific items on each document.

Summary Match All-to-All

The all-to-all match attempts to match all invoice documents to all receipt documents in the match pool. Used in combination with the Match Strategy table, all-to-all matching provides the user:

- The option to choose whether or not to run the all-to-all match.
- The option to choose the order in which the all-to-all match is attempted. The user could decide to execute other match attempts before the all-to-all match.
- The option to decide how to group the invoices and receipts together to attempt matching by specifying the match key.

Summary Match One-to-Many

The one-to-many match attempts to match one invoice document to one or more receipt documents. There are two options when performing a one-to-many summary match:

- Regular Match
Regular Match attempts to match the invoices and receipts in the pool as one to one matches. If an invoice could match to two or more receipts within tolerance, then the match fails. Similarly, if two or more receipts could match to a single receipt (within tolerance), then the match fails and both invoices are put in unresolved status. If Regular Match fails

because the invoice could be matched to multiple receipts or if it failed because multiple invoices could be matched to one receipt, the invoice is flagged as 'Unresolved'. If a Regular Match fails for any other reason, the invoice is flagged as an 'Unresolved' match.

- **Best Match**

The Best Match setting applies additional logic to select better matches when multiple receipts or receipt combinations can be matched to a single invoice. The best match process creates all combinations of one invoice to one or more receipts and selects the best match. The best match logic selects the receipt or combination of receipts that provides the lowest absolute variance. If two potential matches to the invoice have the same absolute variance but one is an overbill and one is an underbill, the underbill takes precedence. If the two potential matches have identical variances, then the invoice quantity matching will be used as an additional criteria. The match with the smallest absolute quantity variance, taken as the best match. If the absolute quantity variances are the same, then no best match can be determined, and the invoice is left as unmatched.

SKU Compliance on Summary Match

The SKU compliance feature can be used to match invoice items and values to what was actually received. SKU compliance is only calculated if all invoices in a match have details. Therefore, if any of the invoices in the match is a header only invoice, the SKU compliance is skipped. SKU compliance checks for how many of the items on the invoice(s) are on the receipt(s) and how many of the items on the receipt(s) are on the invoice(s). There is a percent calculation for each of these ratios, and both ratios must pass the SKU compliance percent for the match to be accepted.

Tax Validation on Header only Matches

Invoice Matching uses a routine in the auto-matching program to perform a tax validation for header only invoices. The tax validation is executed when a header only invoice matches (either perfectly or within tolerance). The tax validation compares the taxes on the invoice to the taxes generated by the items from the receipt. In addition, the tax validation:

- ensures that all tax codes used on the invoice(s) are also used on the receipts in the match, and that the tax rates are exactly the same.
- ensures that all tax codes on the receipts used in the match are also on the invoice(s) and that the rates match.

If the match passes these two criteria, the invoice (and receipts) can be considered matched. If the validation fails, the invoice(s) are put into tax discrepant status.

Detail matching

In auto-matching, matching can be performed for entire invoices or broken down to the line level. Detail matching is performed by item.

- **Eligibility for Detail Matching**

In order to be eligible for detail matching, an invoice or receipt must meet the following conditions:

1. Item lines must be present on the invoice:
2. The invoice or receipt must not be part of a manual group.

- **Regular versus Best Match**

Regular detail matching compares the invoice item with the matching receipt item from all receipts in the pool. When regular matching is only done within a PO, the unit cost on all the receipt items is the same. If the match key being used allows the user to cross PO's, a

constraint is included to require all receipt costs on an item to be the same. If receipt costs are different for the same item, detail matching is not allowed for the item.

The Best Match Strategy for detail matching does two separate routines to attempt to match items within the match pool:

1. If the cost of the item on all invoices in the pool is the same, Best Match attempts to match all invoices to all receipts in the pool for that item (an all-to-all match). If they are within tolerance for both cost and quantity in the all-to-all step, then the item is matched on all invoices and on all receipts within the pool. If either the cost or quantity match fails, then nothing is flagged as matched.
2. For the item, look at the item on each invoice in the pool individually and compare it to the sum of all receipts in the pool and select the best match. The criteria for determining the best match in this scenario is as follows:
 - Calculate the unit cost variance, and if it is out of tolerance the invoice is rejected from best match consideration.
 - Calculate the quantity variance and if it is out of tolerance the invoice is rejected from best match consideration.
 - Calculate the variance on the extended cost between the invoice item and the receipt item(s). This variance is compared against all matches which pass the previous steps. Compare the absolute variance for all the matches which are eligible for best match consideration. Take the match with the least absolute variance as the best match. If two matches have the same absolute variance but one is an overbill and one is an underbill, select the underbill as the best match. If the variances are identical, then a best match is not possible, so the match is skipped.

If the Best Match attempt is unsuccessful, it means that the Regular Match would also have not been successful. However, if the routing date has passed you should attempt regular matching including the auto-resolution process and the generation of discrepancies.

The Regular Match attempts to match the invoice item with the receipt items from all receipts in the match key (receipt unit cost must all match the unit cost of the item on the PO(/loc) for the invoice being matched).

Generating Discrepancies

During regular detail matching, the auto-matching process generates discrepancies for cost and quantity discrepancies which are outside of tolerance.

The Tolerance table includes an Auto Resolution column which is used to determine the variance percent (or amount) allowed to complete an automatic resolution. The Auto Resolution column means that there are three types of discrepancies:

- Discrepancies which are within the 'variance within tolerance' (VWT) setting.
- Discrepancies which have a variance which can be automatically resolved.
- Discrepancies which have a variance which is too large to be resolved automatically. These variances generate a discrepancy and are sent to the Discrepancy Review list.

Automated Discrepancy Resolution

When a discrepancy has been identified as one which can be automatically resolved (based on comparing the variance with the applicable tolerance from the tolerance table), the system looks up the appropriate resolution action on the reason code table using the code assigned on the tolerance table row associated with the discrepancy. The resolution action is applied to resolve the discrepancy. If this is the last item on the invoice to be resolved then the whole

invoice is flagged as matched. If this was the last item for the receipt to be resolved, then the receipt is also flagged as matched.

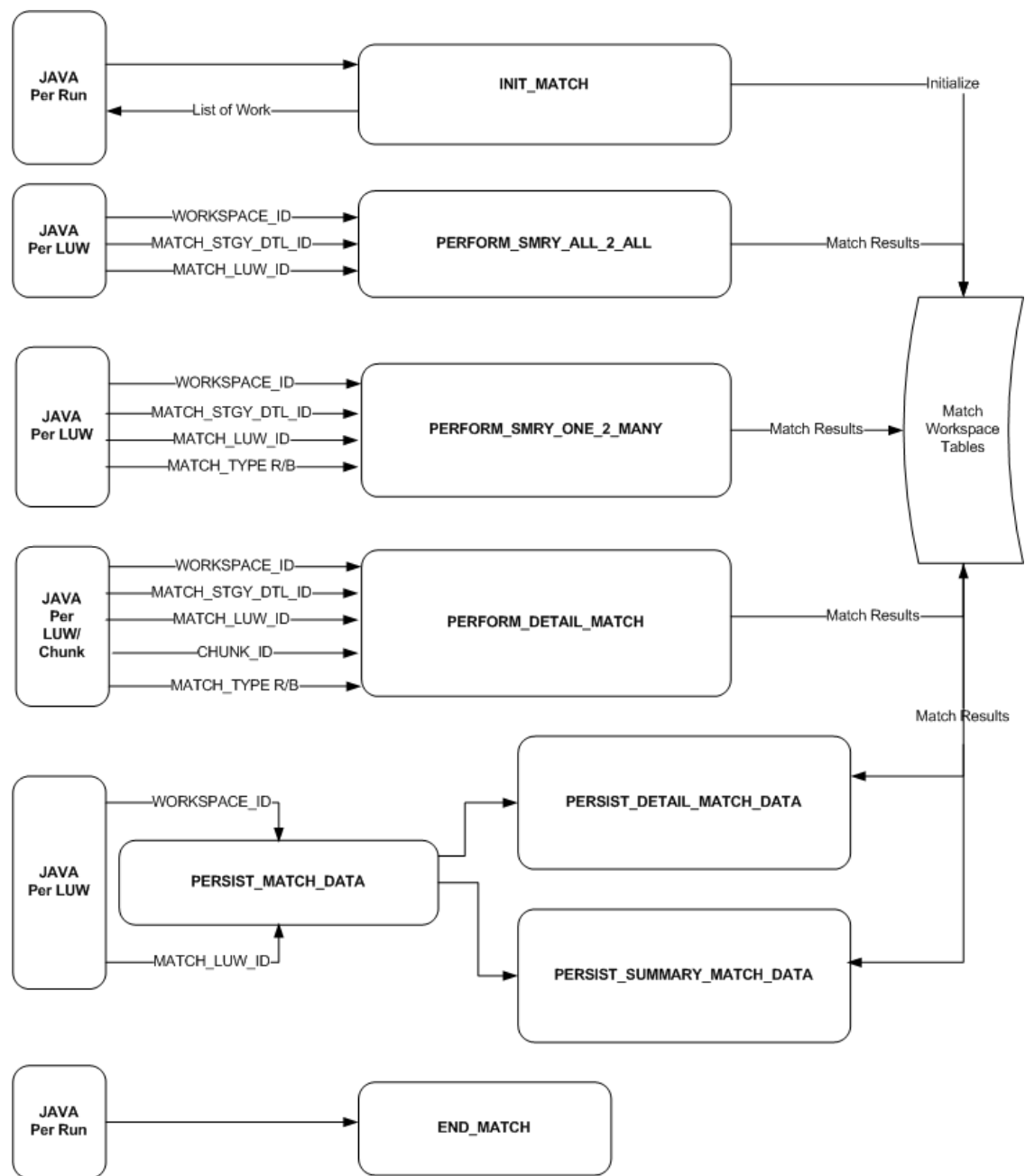
Assumptions and Scheduling Notes

Consider the following assumptions and scheduling notes.

- Auto-match cannot be run during the day when there are users online interacting with the system.
- Both the invoice unit cost and the unit cost of the PO must be expressed in the same currency. In order to compare the invoice unit costs with the PO's unit costs, auto-match does not engage in currency conversion. Match Keys which involve multiple currencies or vat regions or set of books will be removed from the matching process.

High-Level Flow Diagram

The following diagram offers a high-level view of the processing logic utilized within the auto-match batch process.



Primary Tables Involved

The following tables are involved in the Invoice Auto-Match batch process.

- IM_DOC_HEAD
- IM_INVOICE_DETAIL
- SHIPMENT(Merchandising)
- SHIPSKU(Merchandising)
- IM_PARTIALLY_MATCHED_RECEIPTS
- ORDHEAD(Merchandising)

- ORDSKU(Merchandising)
- ORDLOC(Merchandising)
- IM_TOLERANCE_LEVEL_MAP
- IM_SUPPLIER_OPTIONS
- IM_SYSTEM_OPTIONS
- IM_MATCH_INVC_WS
- IM_MATCH_INVC_DETL_WS
- IM_MATCH_RCPT_WS
- IM_MATCH_RCPT_DETL_WS
- IM_MATCH_GROUP_HEAD_WS
- IM_MATCH_GROUP_INVC_WS
- IM_MATCH_GROUP_RCPT_WS

Credit Note Auto-Match Batch Design

Credit Note Auto-Matching pairs credit note requests to corresponding credit notes sent by the supplier. The CreditNoteAutoMatchBatch attempts auto-matching of credit notes from suppliers, to credit note requests from the retailer without manual intervention. The batch also creates and resolves detail level discrepancies utilizing a predefined set of reason codes. These reason codes are defined within Invoice Matching through the System Options Maintenance screen. In addition, the batch utilizes a variety of configurable keys to allow for document groups to be matched in ways other than just distinct purchase order and location combinations.

When invoked, the batch creates a pool of matchable credit notes and credit note requests. The candidates are selected depending on which customizable fields are populated and a status of credit notes and credit note requests. For information, see the *Oracle Retail Invoice Matching User Guide*.

Once a pool of matchable documents is established, the batch proceeds to group the documents with respect to unique suppliers listed on the documents. Suppliers are the first layer of grouping, which facilitates further processing of each group in parallel using threads.

If threading is enabled for the batch, each supplier based group is processed in its own thread. Each supplier based group further divides the documents for that supplier into smaller document-key sets. These document-key sets are categorized by common attributes defined on the document itself. The attributes, also referred to as Configurable or Flexible 'Pool Keys' allow documents to be grouped in several combinations in addition to the distinct purchase order and location combination (which is the only combination possible in the current Invoice Auto-Matching framework).

Matching is not attempted for groups not containing both credit notes and credit note requests.

By default the CreditNoteAutoMatch process creates document-key sets based on the following key distinctions:

- Deal ID
- Deal Component ID
- Credit Note Request ID
- Original Invoice ID

- PO/Location combination

To enable the use of all five keys, the reference fields in the credit notes and credit note requests must be populated. For information, see the *Oracle Retail Invoice Matching User Guide*. The reference credit note request ID field holds the credit note request ID, reference invoice ID field holds the original invoice ID, deal ID field holds the deal ID and deal detail ID field holds the deal component ID. In case none of these fields are populated with the required data, the PO/Location combination is the only key available to the CreditNoteAutoMatchBatch process.

Within each document-key set, matching is attempted using three algorithms: summary, one-to-one matching, and detail level matching. Summary-level matching attempts to match all credit notes with credit note requests at a summary level by comparing extended costs, or quantities within tolerance. One-to-one matching requires that extended costs or quantities of one distinct credit note match to only one distinct credit note request within tolerance. Line-level matching is only attempted if there is one unmatched credit note left. It attempts to match the line items of an unmatched credit note with line items of all unmatched credit note requests.

Below is the flow for attempting a match for each of the document-key set:

1. Summary Matching (matching algorithm)
2. One to One Matching (matching algorithm)
3. Line-level Matching (matching algorithm)

If tax is enabled in the system, CreditNoteAutoMatchBatch only detects tax discrepancies at the detail level. This means that when documents are being processed by the detail matching algorithm, a check is performed prior to matching, ensuring that the Tax codes and rates for each item on the credit note match those on the credit note request for the corresponding item. When a discrepancy is detected, processing for that document stops and detail matching is not performed for that document. In such a case, the Invoice Matching user will have to match and resolve the Tax discrepancy manually through the user interface.

Tolerances are handled in a manner similar to the Invoice auto-match batch process. The tolerances are first selected with respect to supplier, then with respect to the system. For information, see the *Oracle Retail Invoice Matching User Guide*.

If a match is achieved, the information related to the matched document is migrated to the history tables, and all CreditNoteAutoMatch Batch related tables are purged for those documents. The migration process is enabled depending on the value of the `creditnoteautomatchbatch.workspace.cleanup` property in the `reim.properties` file.

In case of an unsuccessful match manual intervention is required through online processes, and the match attempt related data for those documents is not cleaned up from the respective tables. See "[Primary Tables Involved](#)" in this section for more details on the tables involved.

Usage

The following arguments are applicable for the Credit Note Auto-Match Batch process:

```
reimcreditnoteautomatch <run_cycle(NIGHTLY|ADHOC|CYCLE)>
```

Algorithms

The Credit NoteAutoMatch batch process includes the following algorithms.

- Summary Matching

Credit notes and credit note requests in the document set are matched at the summary level by comparing extended costs. If the extended costs of the document set falls within tolerances, the documents are considered matched and flagged as such, processing continues with the next set. Note that since total extended costs are being compared, only total merchandise amounts will be factored into the actual matching calculations. If the documents in the set are from a supplier that requires quantity matching, quantity matching will be performed within tolerances as well.

- One to One Matching

One to one matching is a variation of summary matching. It requires that one distinct credit note matches to only one distinct credit note request within tolerance for the document set. Extended costs are compared and quantities are also compared if the supplier option for quantity matching is enabled.

- Detail Matching

For a given document set, when only one credit note remains unmatched and multiple credit note requests remain unmatched, the system will attempt to match line items from the credit note to the credit note request at the line level. If a match is not found, discrepancies are created and routed for resolution. When discrepancies are created as part of the detail (line-level) matching process, they are automatically resolved by the batch process. This resolution will take place by selecting the appropriate pre-defined reason code from the system options and resolving the discrepancy. During the reason code action rollup process, these newly created resolution actions will be rolled up to create the appropriate resolution documents. In case no applicable reason codes exist in the system for the discrepancy, the credit note will not be matched and processing will stop for the document set.

Assumptions and Scheduling Notes

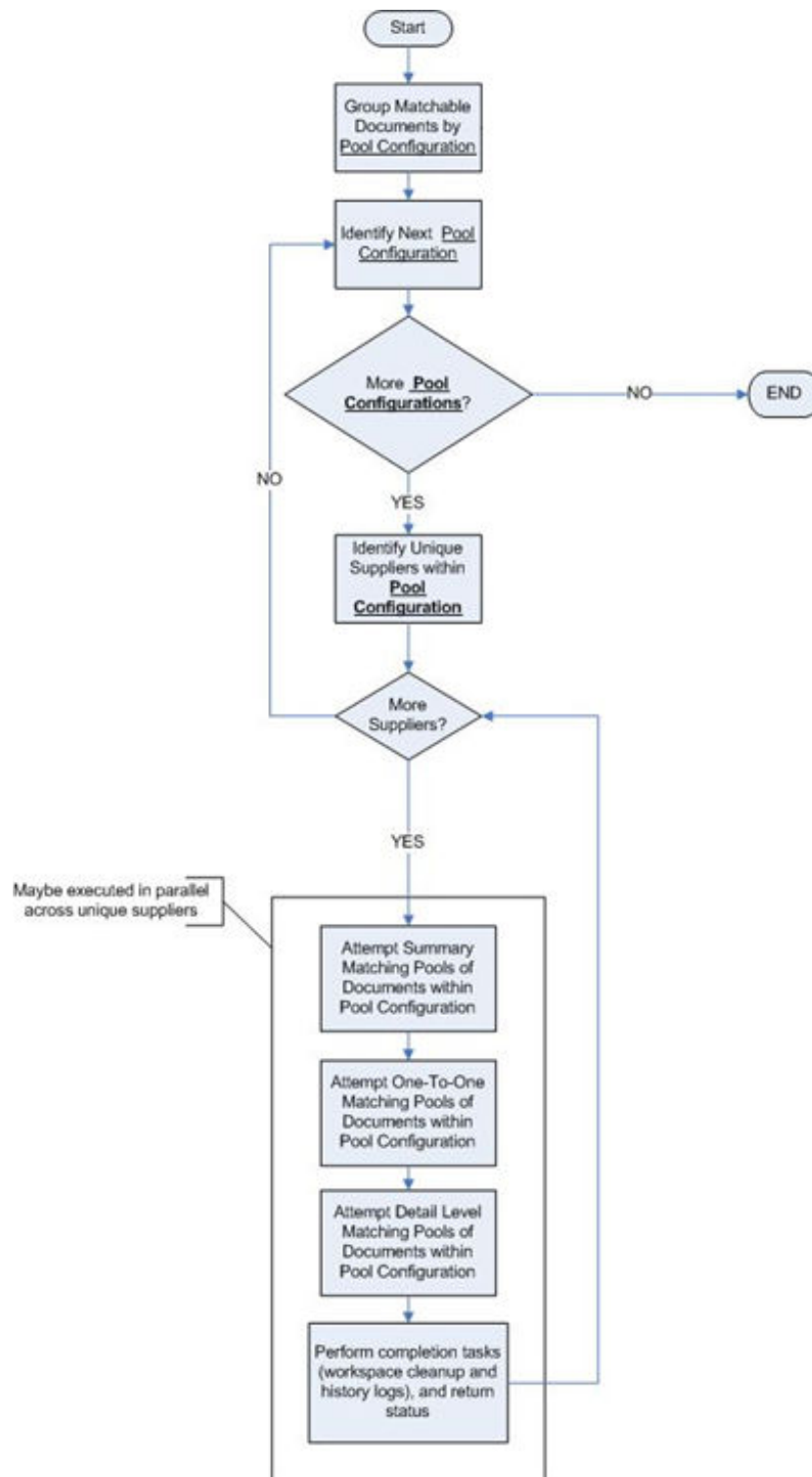
Consider the following assumptions and scheduling notes.

- Both the credit note and credit note request unit cost must be expressed in the same currency.
- The quantities on the credit note must be expressed in the same unit of measure as the quantities on the credit note requests. The batch performs no unit of measure conversion.

Post Processing

- CreditNoteAutoMatch updates the status of qualified documents that have been matched.
- The CreditNoteAutoMatch workspace is cleaned up depending on the related setting in the `reim.properties` file (refer to the Credit Note AutoMatch Workspace Cleanup Setting section in the `reim.properties` section).
- The batch creates and resolves discrepancies by utilizing pre-defined reason codes. The Reason Code Rollup Batch must ensure that the respective documents are created.

High-Level Flow Diagram



Primary Tables Involved

The following are lookup tables that must be populated.

Table 6-4 Primary Tables Involved

Table Name	Contents
IM_DOC_HEAD	Credit notes and credit note requests with relevant information (such as supplier and status).
IM_SUPPLIER_GROUP_MEMBERS	Supplier group related information.
IM_DOC_DETAIL_REASON_CODES	The Item Detail record for credit notes. Data related to items must exist in this table to enable line-level matching.
IM_TOLERANCE_LEVEL_MAP	Tolerance properties associated with supplier. The data is required when performing matches within tolerances.
IM_SYSTEM_OPTIONS	Properties associated with the Invoice Matching function, such as enabling tax or enabling tolerances.

The following are tables to which the process posts data.

Table 6-5 Tables to Which the Process Posts Data

Table Name	Contents
IM_MATCH_POOL_CONFIG	Data for the matching process. This data determines which groupings the system utilizes when attempting to match and also dictates the order in which the groupings run.
IM_MATCH_DOC	The pool of documents that the batch process will attempt to match.
IM_MATCH_POOL_TOLERANCES	The calculated tolerances for each candidate document to be matched.
IM_MATCH_POOL_RESULTS	Cost and quantity total for a document set being matched and the variance between the documents being matched. Also included is the party the variance favors (retailer or supplier).
IM_MATCH_POOL_ITEM	Actual item detail unit cost and quantities to be used for matching. Details may be from IM_DOC_DETAIL_REASON_CODES or IM_INVOICE_DETAILS, depending on the type of match performed.
IM_MATCH_QTY_VAR	The quantity discrepancy calculated while attempting a match in a document set.
IM_MATCH_COST_VAR	The cost discrepancy calculated while attempting a match in a document set.

The following new history tables are populated upon the successful completion of the CreditNoteAutoMatch batch. The tables allow the retailer to track match history and locate aggregate data in the other match history tables based on the appropriate match and document type.

Table 6-6 History Table

Table Name	Contents
IM_MATCH_DOC_HIST	Upon successful completion of the matching process, documents contained in IM_MATCH_DOC are moved to this history table.
IM_MATCH_POOL_ITEM_HIST	History of the items that were on the credit note when matched.
IM_MATCH_POOL_RESULTS_HIST	Data from the MATCH_POOL_RESULTS table is moved to this table after a successful match.
IM_MATCH_QTY_VAR_HIST	
IM_MATCH_COST_VAR_HIST	History related to any quantity or cost variance detected during the match process.

The following tables are populated for compatibility with the existing Invoice Matching history maintenance data model.

- IM_CN_SUMMARY_MATCH_HIS
- IM_CN_DETAIL_MATCH_HIS

Receipt Write-Off Batch Design

Retailers track received goods that are not invoiced, and they must have the ability to 'write-off' these goods for financial tracking. Two types of processes can determine when these written-off goods will be written to financials: purged receipts from merchandising system, and close open receipts from invoice matching. Because receipts can be purged outside of the invoice matching dialogue, these purged receipts must be maintained until their unmatched amount has been accounted for. These receipts are tracked through STAGE_PURGED_SHIPMENTS and STAGE_PURGED_SHIPSKUS. Every purged shipment record that is not fully matched will have a record by item written to the stage tables. In addition, invoice matching has a system parameter (which can be overwritten at the supplier level) defining the maximum amount of time an open, non-fully matched receipt will be available for matching.

Every time the write-off process is run, each non-fully matched open receipt received date is compared with the current date minus the system parameter. If the received date is before this difference, then the receipt will be written-off and the invoice match status is closed.

The department/class of each receipt item must be identified to ensure accurate accounting. The form of the accounting distribution is as follows:

Table 6-7

Transaction Type	Sign	Value	Notes
Unmatched receipt	Debit	Value of unmatched items on receipt	
Receipt write-Off	Credit	Same as above	
Trade accounts payable	Credit	0	Written as a matter of form

This account distribution mapping is set up through the account cross-reference screen.

Note

If IM_SUPPLIER_OPTIONS.CLOSE_OPEN_RECEIPT_MONTHS is not defined, the value is retrieved from IM_SYSTEM_OPTIONS.CLOSE_OPEN_RECEIPT_MONTHS.

Usage

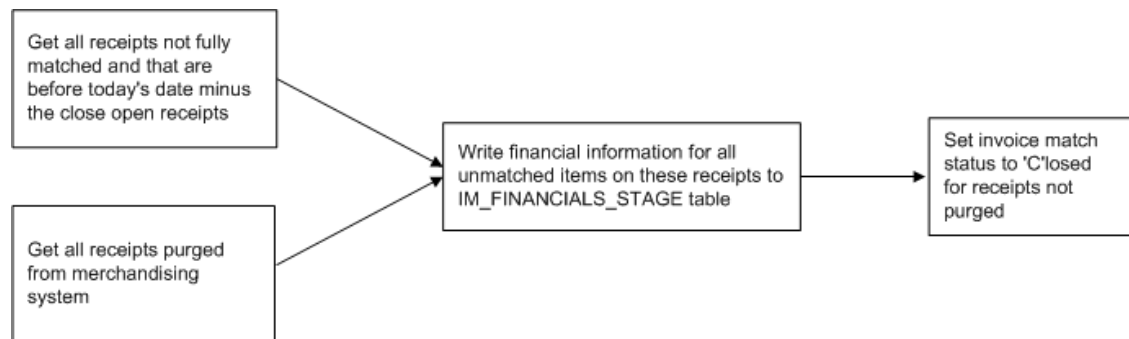
The following arguments are applicable for the Receipt Write-Off Batch process:

```
reimreceiptwriteoff <run_cycle(NIGHTLY|ADHOC|CYCLE)>
```

Assumptions and Scheduling Notes

- When setting up the Close Open Receipt Months in Invoice Matching Supplier Options and/or System Options, the value should be less than or equal to Merchandising UNIT_OPTIONS.ORDER_HISTORY_MONTHS if the intention is to have invoice matching pick up receipts prior to purging.
- Auto-match and any associated processing must be run prior to this batch processing.

High-Level Flow Diagram



Primary Tables Involved

The following tables are involved in the Receipt Write-off batch process.

REIM

- IM_FINANCIALS_STAGE
- IM_SYSTEM_OPTION
- IM_SUPPLIER_OPTIONS
- IM_PARTIALLY_MATCHED_RECEIPTS

Merchandising

- UNIT_OPTIONS

- SHIPMENT
- STAGE_PURGED_SHIPMENT
- SHIPSKU
- STAGE_PURGE_SHIPSKU

Reason Code Action Rollup Batch Design

Reason code actions are resolutions assigned at the discrepancy line level. A number of fixed actions are available to resolve a line item discrepancy; the specific results depend on the action.

The resolution posting process sweeps the IM_RESOLUTION_ACTION table and creates debit and credit memos as needed. Only a single debit or credit memo is created per invoice/ discrepancy type, with line details from all related actions for the same discrepancy type.

This process does not delete these records when completed; rather, they are deleted after posting.

The action staging table is used during posting to post the reason code actions to the financial staging table.

Usage

The following arguments are applicable for the Reason Code Action Rollup Batch process:

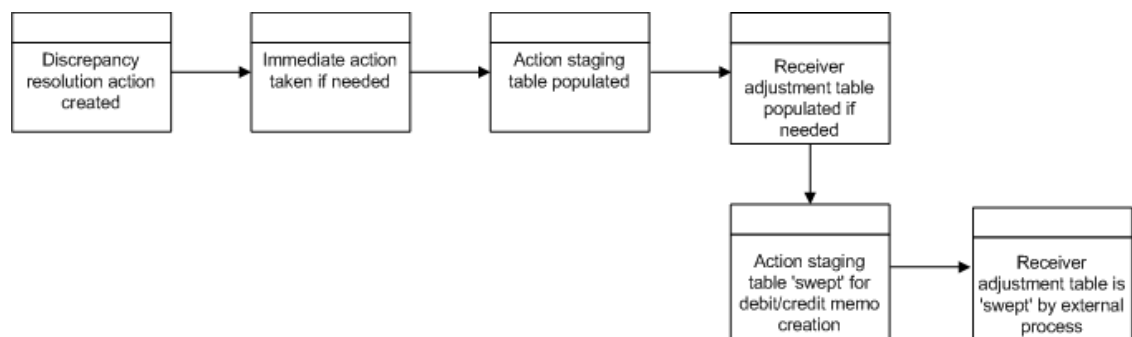
```
reimrollup <run_cycle(NIGHTLY|ADHOC|CYCLE)>
```

Assumptions and Scheduling Notes

The memo staging table sweep must occur before the posting batch process, or a delay of one day results before posting can occur.

High-Level Flow Diagram

The following diagram offers a high-level view of the processing logic utilized within the reason code action rollup batch process.



Primary Tables Involved

The following tables are involved in the Reason Code Action Rollup batch process.

- IM_DOC_HEAD
- IM_INVOICE_DETAIL
- IM_PARTIALLY_MATCHED_RECEIPTS
- IM_RESOLUTION_ACTION
- IM_RECEIVER_COST_ADJUST
- IM_RECEIVER_UNIT_ADJUST

Financial Posting Batch Design

For each invoice, the batch process writes applicable financial accounting transactions to either of the following tables:

- The Financials staging table, IM_FINANCIALS_STAGE.
- The AP staging tables, IM_AP_STAGE_HEADER and IM_AP_STAGE_DETAIL, or the IM_FINANCIALS_STAGE, depending on the transaction type.

The processing occurs after discrepancies for documents have been resolved by resolution documents. Once all of the resolution documents for a matched invoice are built, and all of the RCA/RUA external processing has been confirmed, the process inserts financial accounting transactions to the financials staging table, to represent the resolution and consequent posting of the invoice. The process also inserts financial accounting transactions for the approved documents that are being handled.

Once all of the transactions have been written, the process switches the status of the current invoices/documents to Posted and moves on to the next invoice/document.

If a segment look-up fails, the failed record is written to a financials error table.

Usage

The following arguments are applicable for the Financial Posting Batch process:

reimposting <extract_indicator(Y/N)> [<extract_directory>] <run_cycle(NIGHTLY|ADHOC|CYCLE)>

Assumptions and Scheduling Notes

Before posting can occur, the following information must be set up:

- Segment definitions in the GL options.
- GL account segments on the GL Options screen.
- All the accounts using the GL Cross Reference screen.
- Country
- Location
- Dept
- Class

If dynamic segments are defined, the values for the segments must be defined in the applicable tables, IM_DYNAMIC_SEGMENT_DEPT_CLASS or IM_DYNAMIC_SEGMENT_LOC.

Primary Tables Involved

The following tables are involved in the Financial Posting batch process.

- The IM_DOC_HEAD table contains the matched, void, and approved documents.
- The IM_DOC_NON_MERCH table contains the non-merchandise costs for invoices.

Lookup Tables that must be Populated

- IM_GL_OPTIONS. Order of segments, business attributes, and dynamic segments defined.
- IM_GL_CROSS_REF. Account values defined for account types and account codes.
- IM_DYNAMIC_SEGMENT_DEPT_CLASS. Accounts defined for each department/class combination.
- IM_DYNAMIC_SEGMENT_LOC. Accounts defined for each location/company combination.

Tables to Which the Process Posts Data

Note

The table to which the process posts data is either IM_FINANCIALS_STAGE or IM_AP_STAGE_HEAD

IM_FINANCIALS_STAGE

- Transaction code
- Debit/credit indicator
- Invoice ID
- Invoice date
- Supplier
- Purchase order (if available)
- Shipment/receipt (only if unmatched receipt is being written)
- Currency
- Amount
- Best terms ID
- Terms date
- Pre-paid indicator
- Comments
- Create user ID
- Create date-time

- Segments that determine the mapping account in the external financial system (as defined in the IM_GL_CROSS_REF table).

IM_AP_STAGE_HEAD

- Sequence Number: Automatically generated line numbers 1, 2, 3, and so on; incremented for each detail record per DOC ID for identification purposes.
- Doc_id: Similar to IM_FINANCIALS_STAGE.
- The Invoice Type Lookup Code for merchandise invoices and credit memos (where IM_DOC_HEAD.TYPE is MRCHI, CRDMEC or CRDMEQ) is STANDARD. For positive non-merchandise invoices (where IM_DOC_HEAD.TYPE is NMRCHI) the Invoice Type Lookup Code also is Standard. For negative non-merchandise invoices and all other documents, the Invoice Lookup Code is CREDIT.
- invoice_number: The concatenated data is as follows:
 - chars 1-34: the first 34 characters from the EXT DOC ID
 - char 35: a hyphen
 - chars 36-50: the DOC ID
- Vendor: Same as for current im staging table.
- Oracle_site_id:
 - The loc from this transaction to read new Merchandising Location/Org Unit data to find the Org Unit.
 - The Org Unit to read new Merchandising Supplier Addr/Org Unit/Site ID data to find Oracle Site ID.
 - The Org Unit of the Location from this transaction should match the Org Unit of the Site ID. Otherwise, this field value will be null.
- Currency Code: Valued if this is a foreign currency invoice, otherwise null.
- Exchange Rate: If exchange rate is valued, this should be the literal, USER; otherwise blank.
- Exchange Rate Type
- Document Date: Same as in current im staging table.
- Amount: The TOTAL amount including tax.
- Best Terms Date: Same as in current im staging table.
- Segment1: Same as in current IM financials staging table.
- Segment2: Same as in current IM financials staging table.
- Segment3: Same as in current IM financials staging table.
- Segment 4: Same as in current IM financials staging table.
- Segment 5: Same as in current IM financials staging table.
- Segment 6: Same as in current IM financials staging table.
- Segment 7: Same as in current IM financials staging table.
- Segment 8: Same as in current IM financials staging table.
- Segment 9: Same as in current IM financials staging table.
- Segment 10: Same as in current IM financials staging table.

- Create Date: Same as in current IM financials staging table.
- Best Terms ID: Same as in current IM financials staging table.

IM_AP_STAGE_DETAIL

- Doc_id
- Sequence number: Automatically generated line numbers 1, 2, 3, and so on; incremented for each detail record per DOC ID; for identification purpose.
- Transaction Code
- Line Type Lookup Code: This value varies. The rules are:
 - If the tran-code is UNR or VWT or REASON or CRN then this value is ITEM.
 - If this is a generated tax line, then this value will be TAX.

Recent modifications have been made to the Invoice Matching posting process to better support integration with EBS with respect to Tax requirements. Previous to the modifications, Invoice Matching would post Invoices to the staging tables which passed information to Accounts Payables in a manner where in certain scenarios, the Tax lines could not be easily associated with corresponding Merchandise lines on the invoice. The details of the association between Items and Tax Codes/Rates is available in Invoice Matching, however it could be lost during the posting process with Accounts Payable.

These new modifications provided a more detailed breakdown of information for items by Tax Code and the association with the appropriate Tax lines. Previous to the modifications, Invoice Matching made it's postings for financial integration by rolling up the Items in the posting to a GL Account Segment level. So, all Merchandising items that are mapped to the same GL Account Codes in Invoice Matching will be combined into a single posting line. Along with this, TAX lines for the item lines are also posted, one for each Tax Rate that was applicable to the items included in the ITEM line. This did not provide the ability to easily determine the Tax basis that was used to determine the Tax line once posted to the financial system.

The modification changes the level at which the Item lines are posted so that the Tax Rate of the items provides a further breakdown of the Item line posting. The posting now makes the same roll up to the common GL Accounts Segment level and then provides a further breakdown to the Tax code level. TAX line are then posted with each Item line for the corresponding Tax rate of the items. No Item line would have more than 1 TAX line associated with it.

- If none of the above, then this value will be MISCELLANEOUS.
- Amount
- Vat Code: Same as in current IM staging table except for generated tax lines, where the amount for this line should be the amount from the taxable line times the tax rate
- Segment1: For regular lines, same as in current staging table; for generated tax line, use values from source line.
- Segment2: (see rules for segment 1)
- Segment3: (see rules for segment 1)
- Segment4: (see rules for segment 1)
- Segment5: (see rules for segment 1)
- Segment6: (see rules for segment 1)

- Segment7: (see rules for segment 1)
- Segment8: (see rules for segment 1)
- Segment9: (see rules for segment 1)
- Segment10: (see rules for segment 1)
- Create Date: Same as in current IM staging table.

Financial System Integration

To facilitate the integration process with Financial Systems, a file based integration solution was added to the Financial Posting Batch. An optional parameter `<extract_location>` can be provided to the batch. If specified, the Posting process will extract staged data into export files. There will be 3 files produced, one for each staging table:

- IM_AP_STAGE_HEAD
- IM_AP_STAGE_DETAIL
- IM_FINANCIALS_STAGE

These files will be staged in the `<reim_batch_dir>/data/posting/out` directory where they are then added to a single zip file named `REIM_POSTING_<current_timestamp>.zip` with the following structure:

- REIM_POSTING_<current_timestamp>.zip
 - IM_AP_STAGE_HEAD_<current_timestamp>.csv
 - IM_AP_STAGE_DETAIL_<current_timestamp>.csv
 - IM_FINANCIALS_STAGE_<current_timestamp>.csv

Note

`<reim_batch_dir>` is the directory supplied to the batch process in the batch script via the parameter `-DBATCHDIR=<reim_batch_dir>`. The `<reim_batch_dir>` is usually the batch directory for invoice matching inside the retail directory as configured by the installer. Also note that `<current_timestamp>` is the time that the respective file was generated in the format "yyyyMMddHHmmss".

After the `REIM_POSTING_<current_timestamp>.zip` file is created in the staging directory, the zip file will be copied into the posting extract archive directory for backup:

```
<reim_batch_dir>/data/posting/archive/REIM_POSTING_<current_timestamp>.zip
```

Once archived, the zip file in the staging directory will be duplicated, creating a `REIM_POSTING_<current_timestamp>.zip.complete` file which is needed for file transfer.

Finally, the two zip files in the staging directory will be moved to the extract location:

```
<extract_location>/REIM_POSTING_<current_timestamp>.zip  
<extract_location>/REIM_POSTING_<current_timestamp>.zip.complete
```

Note

- The financial tables IM_AP_STAGE_HEAD, IM_AP_STAGE_DETAIL, and IM_FINANCIALS_STAGE will be truncated following the successful movement of the zip files to the <extract_location>. This means that file export cannot be used in conjunction with BDI processing which also expects full control over the tables.
- The CSV format does not support certain "special" characters. These are the comma (,) and the double quote ("). As such, segments and external document identifiers with these characters are not supported.
- A CSV file will be created for each table regardless of whether there is data or not. This means CSV files may be created which contain column headers only and no data.
- The staging directory <reim_batch_dir>/data/posting/out should be empty following the successful processing of the files. If for some reason it is not, all the files in the directory will be renamed with the .bak extension on the next run of the batch and kept indefinitely until they are manually removed.

EDI Invoice Download Batch Design

The EDI invoice download process retrieves debit memos, credit note requests, and credit memos in 'approved' or 'posted' status from the resolution posting process and creates a flat file. The client converts the flat file into an EDI format and sends it through the EDI invoice download transaction set to the respective vendors.

Usage

The following arguments are applicable for the EDI Invoice Download Batch process:

```
reimediinvsdownload <EDI_DOWNLOAD_PATH> <EDI_VERSION> <run_cycle(NIGHTLY|ADHOC|CYCLE)>
```

Assumptions and Scheduling Notes

Consider the following assumptions and scheduling notes.

- All data is valid in the IM_DOC_HEAD tables. Invoice Matching does not validate details.
- Auto-match must run prior to the EDI invoice download.

Primary Tables Involved

The EDI invoice download batch process reads from the following tables:

- IM_DOC_HEAD
- IM_DOC_DETAIL_REASON_CODES
- IM_DOC_NON_MERCH
- IM_DOC_DETAIL_COMMENTS

Restart and Recovery

If the EDI invoice download aborts while processing, an incomplete file is generated. To generate a complete file, the process simply needs to be rerun and allowed to fully process. If the cause of the aborted process is software related, this action might not solve the issue; other steps may be required to ensure that the process completes its entire initial run.

Complex Deal Upload Batch Design

The Complex Deal Upload batch process reads data from header and detail complex deals staging tables in Merchandising.

For each combination of deal ID and deal detail ID on the Merchandising staging tables, the batch process creates a credit memo, a debit memo, or a credit note request, depending upon an indicator on the staging tables.

The batch process also copies most of the data from the Merchandising staging tables into one Invoice Matching detail table (IM_COMPLEX_DEAL_DETAIL). This data is later referenced during the posting process for the created documents.

Usage

The following arguments are applicable for the Complex Deal Upload Batch process:

```
reimcomplexdealupload block-size <run_cycle(NIGHTLY|ADHOC|CYCLE)>
```

Primary Tables Involved

Note

For descriptions of Merchandising tables, see the *Oracle Retail Merchandising System Data Model*.

- STAGE_COMPLEX_DEAL_HEAD (Merchandising table)
- STAGE_COMPLEX_DEAL_DETAIL (Merchandising table)
- IM_DOC_HEAD. This table holds general information for documents of all types. Documents include merchandise invoices, non-merchandise invoices, consignment invoices, credit notes, credit note requests, credit memos, and debit memos. Documents remain on this table for SYSTEM_OPTIONS.DOC_HISTORY_MONTHS after they are posted to the ledger.
- IM_DOC_DETAIL_REASON_CODES. This table contains quantity/unit cost adjustments for a given document/item/reason code.
- IM_DOC_TAX. This table associates the document with its value added tax information.
- IM_COMPLEX_DEAL_DETAIL. This table holds the details of the complex deal stored in Invoice Matching. It is used during complex deal detail posting.
- IM_COMPLEX_DEAL_DETAIL_TAX. This table holds the tax information of the complex deal.

Multi-Threading

The Complex Deals upload batch is run in multi-threaded mode as follows:

- `reimcomplexdealupload user/password BlockSize PartitionNo`

BlockSize

The BlockSize is used to decide how many deal IDs to process in every thread. It should be greater than 1.

For example, if there are 15 deals to be processed in the staging tables and BlockSize input argument is provided as 3, then there will be 5 threads to process 3 deals each simultaneously.

A total of 3 deals records are processed in each of the 5 threads.

PartitionNo

The PartitionNo is used by huge data block that are in the units of millions (for example, 4 million).

The batch is used by the query to pick all the records and it retrieves ALL the deal numbers to be processed by the batch.

For example, the input command line arguments:

```
reimfixeddealupload user/password 3 1
```

Generation of Debit Memo (or Credit Note Requests) for Deals

The Merchandising system generates Debit Memos (or Credit Note Requests) for Fixed or Complex deals and pass them through to Invoice Matching via custom upload batch programs. The Merchandising system includes a system option called 'Credit Memo Level' which will control the level at which the Debit Memo (or Credit Note Request) is generated.

The valid values for the Credit Memo Level option are:

- L – Location
- T – Transfer Entity
- B – Set of Books
- D – Deal/Component

Therefore, if a retailer wishes to generate a separate Debit Memo (or Credit Note Request) for each location on a deal, they would set the Credit Memo Level option to 'L', and Merchandising would send a separate transaction for each location on the deal. If this level of detail is not needed, the retailer could set the option to 'D' and only a single document would be sent to Invoice Matching for each deal/component. Note that if the deal/component level is selected, Invoice Matching still internally tracks the locations on each deal and will use this information to credit the correct locations on the deal when making the accounting entries.

Fixed Deal Upload Batch Design

The Fixed Deal Upload batch process reads data from header and detail fixed deals staging tables in Merchandising.

For each deal ID on the Merchandising staging tables, the batch process creates a credit memo, a debit memo, or a credit note request, depending upon an indicator on the staging tables.

The batch process also copies most of the data from the Merchandising staging tables into one Invoice Matching detail table (IM_FIXED_DEAL_DETAIL). This data is later referenced during the posting process for the created documents.

For non-merchandise fixed deals that are not associated with an Merchandising location, the org unit has been added to the Merchandising staging table. During the Fixed Deal upload process, the set of books ID associated with this org unit is used to access a new table (FIXED_DEAL_SOB_LOC_DEFAULT) to get the location to use for the deal document in IM_DOC_HEAD. Then, the resolution posting job populates the financial staging tables with the set of books ID associated with the location just like it does with all other documents.

Usage

The following arguments are applicable for the Fixed Deal Upload Batch process:

```
reimfixeddealupload block-size <run_cycle(NIGHTLY|ADHOC|CYCLE)>
```

Primary Tables Involved

Note

For descriptions of Merchandising tables, see the *Oracle Retail Merchandising System Data Model*.

- STAGE_FIXED_DEAL_HEAD (Merchandising table)
- STAGE_FIXED_DEAL_DETAIL (Merchandising table)
- IM_DOC_HEAD. This table holds general information for documents of all types. Documents include merchandise invoices, non-merchandise invoices, consignment invoices, credit notes, credit note requests, credit memos, and debit memos. Documents remain on this table for SYSTEM_OPTIONS.DOC_HISTORY_MONTHS after they are posted to the ledger.
- IM_DOC_NON_MERCH. This table holds various user-defined non-merchandise costs associated with an invoice. Non merchandise costs can be associated with merchandise invoice if the IM_SUPPLIER_OPTIONS.MIX_MERCH_NON_MERCH_IND for the vendor is 'Y'. If the MIX_MERCH_NON_MERCH_IND for the vendor is N, non merchandise expenses can only be on non merchandise invoice documents.
- IM_DOC_TAX. This table associates the document with its value added tax information.
- IM_FIXED_DEAL_DETAIL. This table holds the details of the fixed deals in the Invoice Matching system. It will be used during fixed deal detail posting.
- IM_FIXED_DEAL_DETAIL_TAX. This table holds the tax information of the fixed deal.

Multi-Threading

The Fixed Deals upload batch is run in multi-threaded mode as follows:

- reimfixeddealupload user/password BlockSize PartitionNo

BlockSize

The BlockSize is used to decide how many deal IDs to process in every thread. It should be greater than 1.

For example, if there are 15 deals to be processed in the staging tables and BlockSize input argument is provided as 3, then there will be 5 threads to process 3 deals each simultaneously.

A total of 3 deals records are processed in each of the 5 threads.

PartitionNo

The PartitionNo is used by huge data block that are in the units of millions (for example, 4 million).

The batch is used by the query to pick all the records and it retrieves ALL the deal numbers to be processed by the batch.

For example, the input command line arguments:

```
reimfixeddealupload user/password 3 1
```

Generation of Debit Memo (or Credit Note Requests) for Deals

The Merchandising system generates Debit Memos (or Credit Note Requests) for Fixed or Complex deals and pass them through to Invoice Matching via custom upload batch programs. The Merchandising system includes a system option called 'Credit Memo Level' which will control the level at which the Debit Memo (or Credit Note Request) is generated.

The valid values for the Credit Memo Level option are:

- L – Location
- T – Transfer Entity
- B – Set of Books
- D – Deal/Component

Therefore, if a retailer wishes to generate a separate Debit Memo (or Credit Note Request) for each location on a deal, they would set the Credit Memo Level option to 'L', and Merchandising would send a separate transaction for each location on the deal. If this level of detail is not needed, the retailer could set the option to 'D' and only a single document would be sent to Invoice Matching for each deal/component. Note that if the deal/component level is selected, Invoice Matching still internally tracks the locations on each deal and will use this information to credit the correct locations on the deal when making the accounting entries.

FDG Extract Batch Design

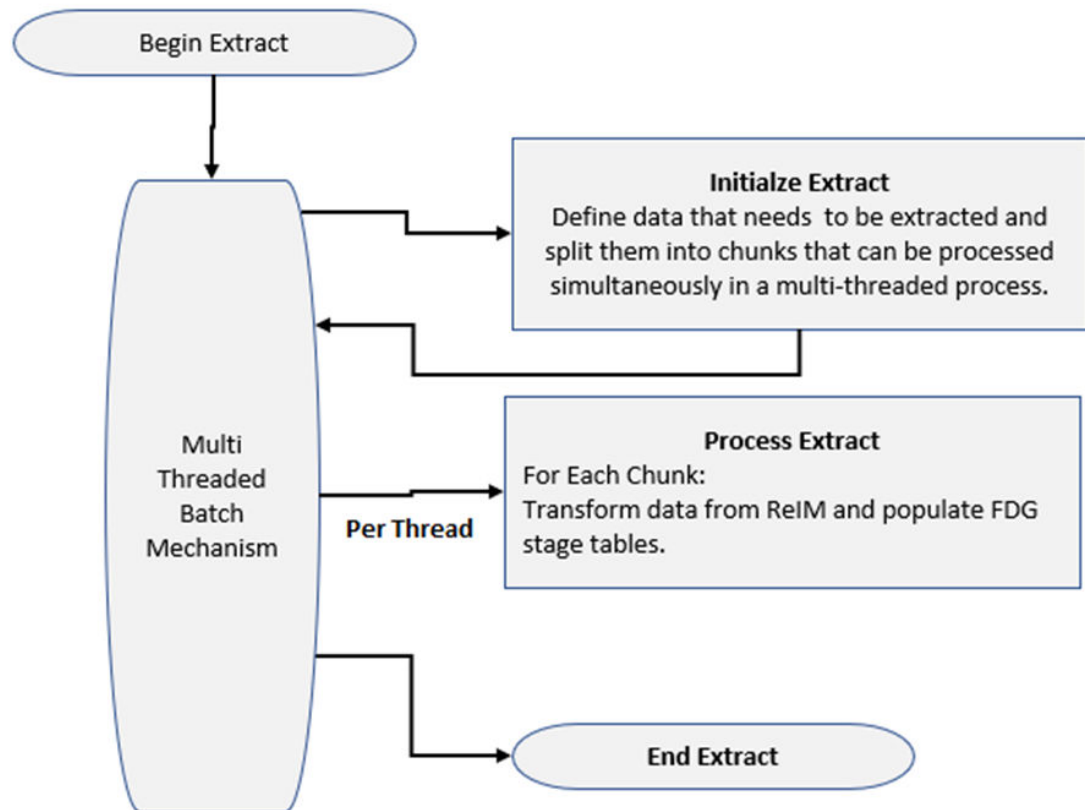
The FDG Extract process extracts financial documents from IMCS and stages them into outbound staging tables from which the Financial Document Generation (FDG) module retrieves the data and sends it to a trusted 3rd party who will facilitate communicating those documents to appropriate government agencies, business, and other parties needing access to the documents.

Usage

The following arguments are applicable for the FDG extract Batch process:

Reimfdgextract

High-Level Flow Diagram



Assumptions and Scheduling Notes

Consider the following assumptions and scheduling notes.

- All data is valid in IMCS tables, the batch does not perform any validation.
- Batch will be disabled by default and will not run in any schedule. Customers must enable this in POAM as required.

Primary Tables Involved

The FDG extract process reads from the following IMCS tables and their corresponding tax tables:

- IM_EDOC

- IM_EDOC_TRAN
- IM_DOC_HEAD
- IM_INVOICE_DETAIL
- IM_DOC_DETAIL_REASON_CODES
- IM_DOC_NON_MERCH
- IM_DOC_HEAD_COMMENTS
- IM_DOC_DETAIL_COMMENTS
- IM_FIXED_DEAL_DETAIL
- IM_COMPLEX_DEAL_DETAIL

The FDG extract process writes into the following FDG staging tables:

- IM_FDG_DOC_HEAD
- IM_FDG_DOC_ETT
- IM_FDG_DOC_TEXT
- IM_FDG_DOC_TAX
- IM_FDG_DOC_DTL
- IM_FDG_DOC_EXT
- IM_FDG_DOC_DTL_PACK_COMP
- IM_FDG_DOC_NON_MERCH
- IM_FDG_DOC_REF

Restart and Recovery

The FDG extract process can be restarted in case of any failure. If restarted, the batch would process the remaining documents that were not extracted earlier.

Induction Batch Design

Batch scheduler can be configured to call Induction Batch with different arguments to process different types of induction data. Currently, Induction Batch supports templates for different types of document creation and Debit Memo reversal processes. It requires that each data type would be in a separate file with a file name pattern identifying the data type to be processed (see below for more information).

Induction Batch does the following:

- Reads data files from a source directory based on file extension and file name pattern. The file name should be based on the template type to be used. For example, MRCHI_20241105.zip implies that the file should be processed by the Induction Batch to create a Merchandise invoice. This naming pattern is required for all incoming files, because a common object storage location is used by Invoice Matching job processes.
- Parses and pre-validates the contents of each file. All files are processed sequentially. If a file is a zip file, then it will be unzipped, and inner files of each zip will be processed sequentially. It is expected that each inner file will be a valid ODS XML file (that is content.xml from an *.ods file structure). Data in the file should be structured based on the template type/template key provided to the batch. If file data doesn't match the structural

expectations, it is rejected. For example, an MRCHI template type and REIM_MRCHI_DTL_T template key implies that the data in the file is for Merchandising Invoice with tax, and processing should be performed accordingly.

- Business-validates the data. For document creation template types, business validation is similar to business validation in EDI and UI document creation flows. If no errors have been identified, then new documents are created. For Debit Memo reversal template types, business validation is similar to business validation of the Debit Memo reversal UI flow. If no errors have been identified, then a Debit Memo reversal is performed. If any errors have been found, then errors are recorded, and rejection files are created in the rejection directory.

Usage

The following arguments are applicable for the Induction Batch process:

```
reimdocinduction <src_path> <rej_path> <template_type> <template_key> <file_extension> [run_cycle(NIGHTLY|ADHOC|CYCLE)]
```

1. `src_path` - Path of the source directory where files to be process are placed.
2. `rej_path` - Path of the directory where rejected files will be saved.
3. `template_type` - Type of the template for data to be processed. Valid template types are:
 - Document creation type templates:
 - MRCHI
 - NMRCHI
 - CRDNT
 - CRDNRC
 - CRDNRQ
 - CRDMEC
 - CRDMEQ
 - DEBMEC
 - DEBMEQ
 - Debit Memo Reversal templates:
 - REVDMQ
 - REVDMC
4. `template_key` - Key uniquely identifying the template name for the template type specified. Can be either a base or a custom template.
5. `file_extension` - Extension of the files to be picked from the source path directory. Supported formats are zip or xml.

Primary Tables Involved

The following lists include the tables involved in the induction process.

For document creation induction, data will be staged into the following tables:

- IM_INJECT_STATUS

- IM_INJECT_REQUEST
- IM_INJECT_DOC_ROW
- IM_INJECT_DOC_HEAD
- IM_INJECT_DOC_TAX
- IM_INJECT_DOC_COMMENTS
- IM_INJECT_DOC_ATTACHMENT
- IM_INJECT_DOC_MATCH_ATTRIB
- IM_INJECT_DOC_DETAIL
- IM_INJECT_DOC_DETAIL_TAX
- IM_INJECT_DOC_NON_MERCH
- IM_INJECT_DOC_NON_MERCH_TAX
- IM_INJECT_FIXED_DEAL_DETAIL
- IM_INJECT_FIXED_DEAL_TAX
- IM_INJECT_COMPLEX_DEAL_DETAIL
- IM_INJECT_COMPLEX_DEAL_TAX

Document validation rules are defined in:

- IM_INJECT_DOC_RULE
- IM_INJECT_DOC_RULE_TL

If errors have been identified, they will be recorded into the following tables:

- IM_INJECT_DOC_ERROR
- IM_INJECT_DOC_NON_CRIT_ERROR

If data has been validated successfully it will be copied into the following tables:

- IM_DOC_HEAD
- IM_DOC_TAX
- IM_DOC_HEAD_COMMENTS
- RAF_ARTIFACT
- IM_DOC_MATCH_ATTRIB
- IM_DOC_DETAIL_REASON_CODES
- IM_DOC_DETAIL_RC_TAX
- IM_INVOICE_DETAIL
- IM_INVOICE_DETAIL_TAX
- IM_DOC_NON_MERCH
- IM_DOC_NON_MERCH_TAX
- IM_FIXED_DEAL_DETAIL
- IM_FIXED_DEAL_DETAIL_TAX
- IM_COMPLEX_DEAL_DETAIL
- IM_COMPLEX_DEAL_DETAIL_TAX

For debit memo reversal (cost or quantity), data will initially be staged into the following tables:

- IM_INJECT_STATUS
- IM_INJECT_REQUEST
- IM_PROCESS_ROW
- IM_INJECT_DOC_HEAD
- IM_INJECT_DOC_TAX
- IM_INJECT_DOC_COMMENTS
- IM_INJECT_DOC_ATTACHMENT
- IM_INJECT_DOC_DETAIL
- IM_INJECT_DOC_DETAIL_TAX
- IM_INJECT_DOC_NON_MERCH
- IM_INJECT_DOC_NON_MERCH_TAX
- IM_PROCESS_REVERSE_DEBIT_MEMO

Process validation rules are defined in:

- IM_PROCESS_RULE
- IM_PROCESS_RULE_TL

If errors have been identified, they will be recorded into the following tables:

- IM_PROCESS_ERROR
- IM_INJECT_DOC_ERROR

If data has been validated successfully it will operate on the following tables:

- IM_DOC_HEAD
- IM_DOC_TAX
- IM_DOC_HEAD_COMMENTS
- RAF_ARTIFACT
- IM_DOC_DETAIL_REASON_CODES
- IM_DOC_DETAIL_RC_TAX
- IM_DOC_NON_MERCH
- IM_DOC_NON_MERCH_TAX
- IM_RECEIVER_COST_ADJUST
- IM_RECEIVER_UNIT_ADJUST