

# Oracle<sup>®</sup> Retail Merchandising Cloud Services

## Batch Schedule



Release 23.1.201.0

F80952-01

April 2023

The Oracle logo, consisting of a solid red square with the word "ORACLE" in white, uppercase, sans-serif font centered within it.

ORACLE<sup>®</sup>

Oracle Retail Merchandising Cloud Services Batch Schedule, Release 23.1.201.0

F80952-01

Copyright © 2023, Oracle and/or its affiliates.

This software and related documentation are provided under a license agreement containing restrictions on use and disclosure and are protected by intellectual property laws. Except as expressly permitted in your license agreement or allowed by law, you may not use, copy, reproduce, translate, broadcast, modify, license, transmit, distribute, exhibit, perform, publish, or display any part, in any form, or by any means. Reverse engineering, disassembly, or decompilation of this software, unless required by law for interoperability, is prohibited.

The information contained herein is subject to change without notice and is not warranted to be error-free. If you find any errors, please report them to us in writing.

If this is software, software documentation, data (as defined in the Federal Acquisition Regulation), or related documentation that is delivered to the U.S. Government or anyone licensing it on behalf of the U.S. Government, then the following notice is applicable:

U.S. GOVERNMENT END USERS: Oracle programs (including any operating system, integrated software, any programs embedded, installed, or activated on delivered hardware, and modifications of such programs) and Oracle computer documentation or other Oracle data delivered to or accessed by U.S. Government end users are "commercial computer software," "commercial computer software documentation," or "limited rights data" pursuant to the applicable Federal Acquisition Regulation and agency-specific supplemental regulations. As such, the use, reproduction, duplication, release, display, disclosure, modification, preparation of derivative works, and/or adaptation of i) Oracle programs (including any operating system, integrated software, any programs embedded, installed, or activated on delivered hardware, and modifications of such programs), ii) Oracle computer documentation and/or iii) other Oracle data, is subject to the rights and limitations specified in the license contained in the applicable contract. The terms governing the U.S. Government's use of Oracle cloud services are defined by the applicable contract for such services. No other rights are granted to the U.S. Government.

This software or hardware is developed for general use in a variety of information management applications. It is not developed or intended for use in any inherently dangerous applications, including applications that may create a risk of personal injury. If you use this software or hardware in dangerous applications, then you shall be responsible to take all appropriate fail-safe, backup, redundancy, and other measures to ensure its safe use. Oracle Corporation and its affiliates disclaim any liability for any damages caused by use of this software or hardware in dangerous applications.

Oracle®, Java, and MySQL are registered trademarks of Oracle and/or its affiliates. Other names may be trademarks of their respective owners.

Intel and Intel Inside are trademarks or registered trademarks of Intel Corporation. All SPARC trademarks are used under license and are trademarks or registered trademarks of SPARC International, Inc. AMD, Epyc, and the AMD logo are trademarks or registered trademarks of Advanced Micro Devices. UNIX is a registered trademark of The Open Group.

This software or hardware and documentation may provide access to or information about content, products, and services from third parties. Oracle Corporation and its affiliates are not responsible for and expressly disclaim all warranties of any kind with respect to third-party content, products, and services unless otherwise set forth in an applicable agreement between you and Oracle. Oracle Corporation and its affiliates will not be responsible for any loss, costs, or damages incurred due to your access to or use of third-party content, products, or services, except as set forth in an applicable agreement between you and Oracle.

# Contents

## 1 Introduction to Merchandising Batch Processing

---

Batch Processing	1-1
Types of Batch Programs	1-1
Batch Window	1-1
Batch Schedule	1-2
Merchandising Batch Schedule	1-2
Batch Schedule Diagrams	1-2
Start Batch Cycle	1-2
RMS Processing	1-3
RPAS and AIP	1-4
ReIM and Allocation	1-5
Pricing	1-5
End Batch Cycle	1-7
RMS Purge	1-7
Nightly Batch Schedule	1-8
Adhoc/Cyclic Only Jobs	1-10

---

# Preface

This batch schedule document details the integrated cyclical processing schedules for the Oracle Retail Merchandising applications:

- Oracle Retail Merchandising System (RMS)
- Oracle Retail Invoice Matching (ReIM)
- Oracle Retail Pricing
- Oracle Retail Sales Audit (ReSA)
- Oracle Retail Allocation
- Oracle Retail Data Extractor (RDE)

This guide describes the periodic and ad hoc phases of batch processing, as well as pre- and post-processing dependencies.

## **Audience**

The audiences for this guide are as follows:

- Systems analysts and system operations personnel who need information about Merchandising processes, internally or in relation to systems across the enterprise
- Integrators and implementation staff who have the overall responsibility for implementing the Merchandising applications in their enterprise

## **Documentation Accessibility**

For information about Oracle's commitment to accessibility, visit the Oracle Accessibility Program website at <http://www.oracle.com/pls/topic/lookup?ctx=acc&id=docacc>

## **Access to Oracle Support**

Oracle customers that have purchased support have access to electronic support through My Oracle Support. For information, visit <http://www.oracle.com/pls/topic/lookup?ctx=acc&id=info> or visit <http://www.oracle.com/pls/topic/lookup?ctx=acc&id=trs> if you are hearing impaired.

## **Customer Support**

To contact Oracle Customer Support, access My Oracle Support at the following URL:

<https://support.oracle.com>

When contacting Customer Support, please provide the following:

- Product version and program/module name
- Functional and technical description of the problem (include business impact)
- Detailed step-by-step instructions to re-create
- Exact error message received
- Screen shots of each step you take

---

### **Oracle Help Center (docs.oracle.com)**

Oracle Retail Product documentation is available on the following website <https://docs.oracle.com/en/industries/retail/html>

### **Comments and Suggestions**

Please give us feedback about Oracle Retail Help and Guides. You can send an e-mail to: [retail-doc\\_us@oracle.com](mailto:retail-doc_us@oracle.com)

### **Oracle Retail Cloud Services and Business Agility**

Oracle Retail Merchandising Cloud Services is hosted in the Oracle Cloud with the security features inherent to Oracle technology and a robust data center classification, providing significant uptime. The Oracle Cloud team is responsible for installing, monitoring, patching, and upgrading retail software.

Included in the service is continuous technical support, access to software feature enhancements, hardware upgrades, and disaster recovery. The Cloud Service model helps to free customer IT resources from the need to perform these tasks, giving retailers greater business agility to respond to changing technologies and to perform more value-added tasks focused on business processes and innovation.

Oracle Retail Software Cloud Service is acquired exclusively through a subscription service (SaaS) model. This shifts funding from a capital investment in software to an operational expense. Subscription-based pricing for retail applications offers flexibility and cost effectiveness.

# 1

## Introduction to Merchandising Batch Processing

This chapter is a brief introduction to Oracle Retail batch processing. It defines basic terms and concepts.

### Batch Processing

Batch processing is the execution of a group of batch programs (jobs). The results are returned without user intervention. Batch programs are commonly used for the following reasons:

- To process large volumes of transaction data
- To interface with external systems
- To perform internal maintenance

Batch programs can process very large quantities of data quickly and efficiently. Batch programs can perform some updates that could be performed through online transactions, but much more quickly and with less impact on system performance. Batch processing is usually scheduled for times when systems are idle or least busy.

Batch programs can be run automatically using batch scheduler software. The batch scheduler allows batch jobs to be set up in a specific order, with restrictions attached to any program as needed. If an error occurs with a batch program, an administrator must correct the error and manually rerun the batch program that failed.

### Types of Batch Programs

Oracle Retail batch programs are of several types:

- Upload programs bring data from external systems into the Oracle Retail database. For example, the sales upload program uploads daily transactions that occur at the point of sale (POS) for processing by the Oracle Retail Management System (RMS).
- Download programs extract data from RMS and format it so it can be used by external systems. For example, the `posdnl` program extracts new and changed information about an item/location for downloading to the point of sale.
- System maintenance programs perform tasks such as updating the system date. For example, the `dtesys` program increments the system date at the end of each batch cycle.
- Functional maintenance programs process data specific to a functional area. For example, the `mrt.pc` program creates individual transfers for an approved Mass Return Transfer.

### Batch Window

Because of the impact on production systems, it is not always possible to run batch programs during business hours; however, there is a window of opportunity during each day or night when online systems are not being used. This time frame is the batch window. For example, a retailer with stores throughout the continental U.S. might require its online systems to be available from 8 AM Eastern Standard Time, when its East Coast offices open, until 9 PM Pacific Standard Time, when its West Coast stores close. This allows an eight-hour batch window for processing all batch jobs.

## Batch Schedule

Order is critical when running batch programs. Some tasks need to be performed before others. A batch schedule ensures that every time batch processing is performed, the correct tasks are performed in the proper order.

For each individual user, the schedule is a suggested starting point for the installation. Some programs are specific to products that may not be installed, so these programs may not be used at all.

## Merchandising Batch Schedule

The integrated Merchandising batch schedule combines the batch schedules of all Merchandising applications.

The integrated Merchandising batch schedule combines the batch modules for the following applications:

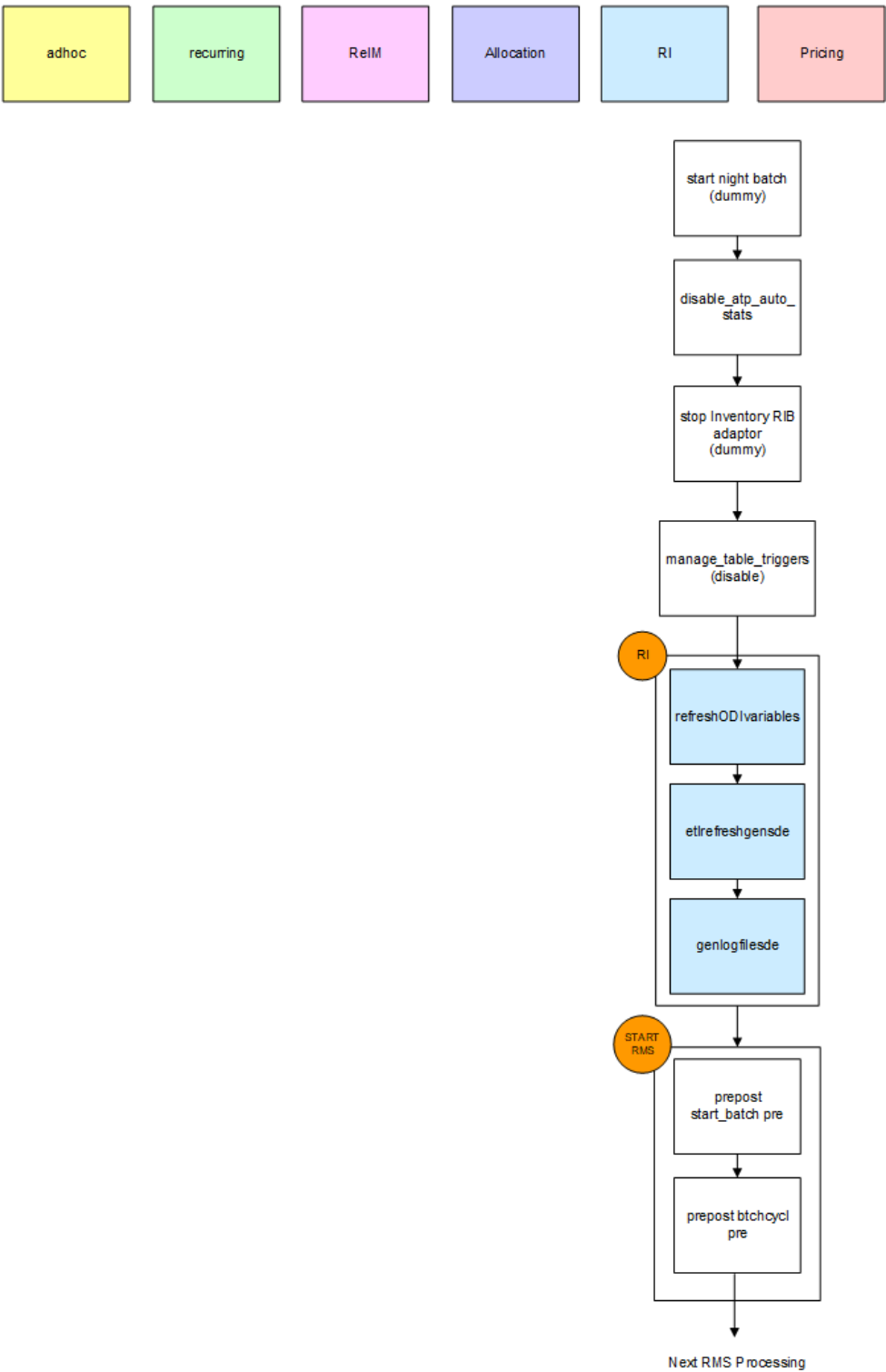
- Oracle Retail Merchandising
- Oracle Retail Trade Management
- Oracle Retail Sales Audit
- Oracle Retail Invoice Matching
- Oracle Retail Pricing
- Oracle Retail Allocation
- Oracle Retail Data Extractor (RDE)

## Batch Schedule Diagrams

View the whole Batch Schedule below.

## Start Batch Cycle

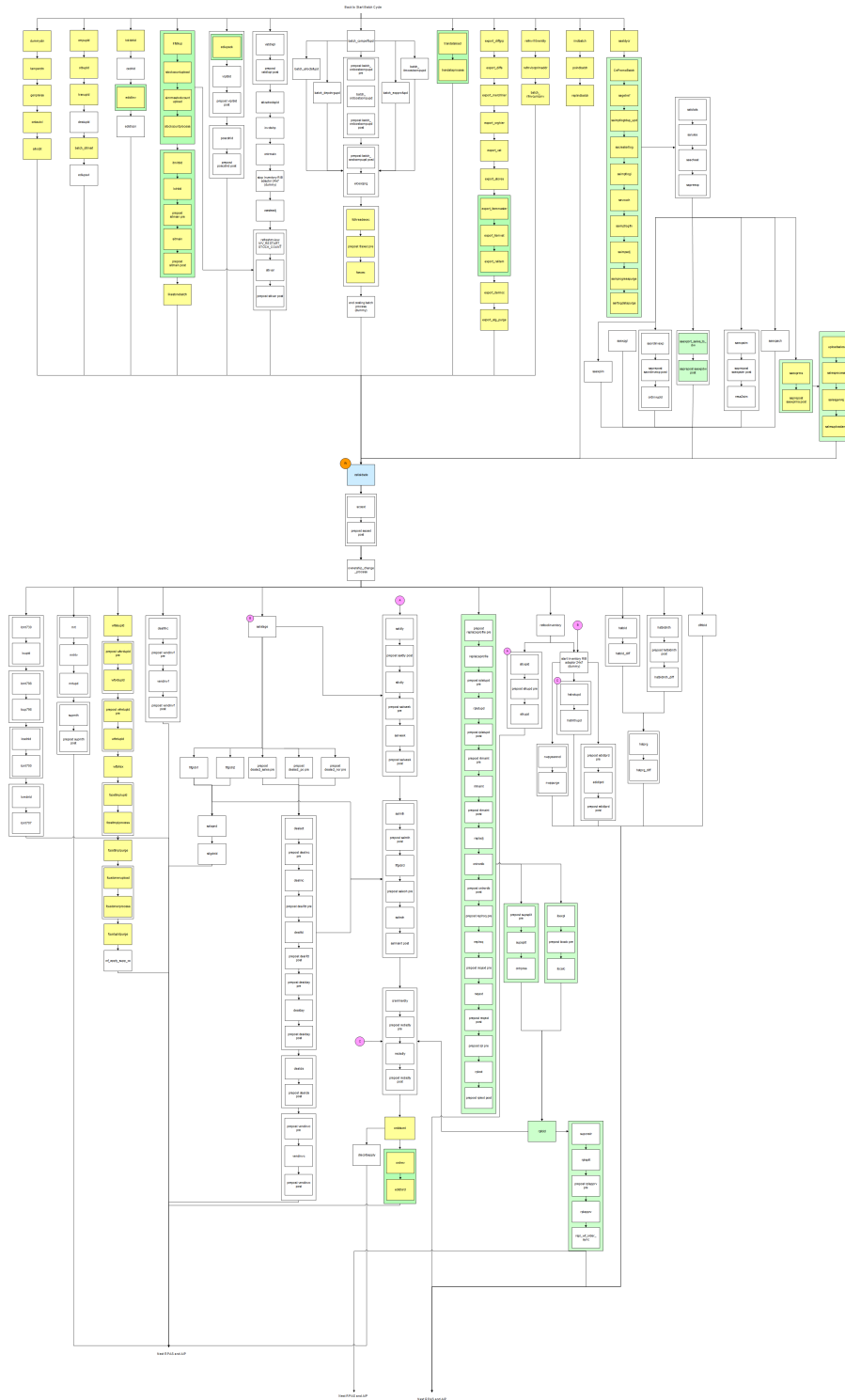
Start Batch Cycle



RMS Processing

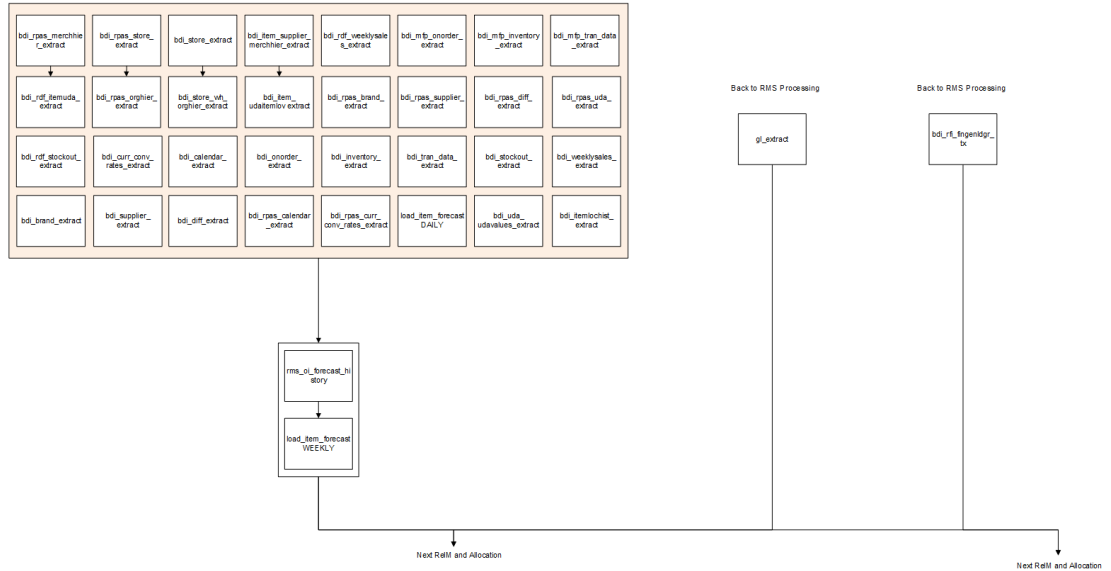


RMS Processing

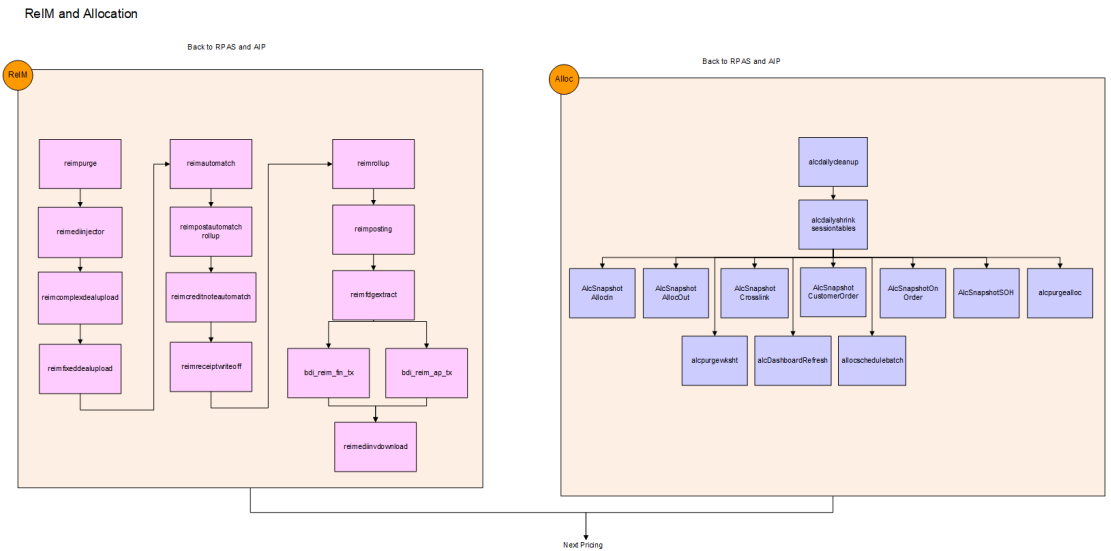


RPAS and AIP

RPAS and AIP



ReIM and Allocation



Pricing

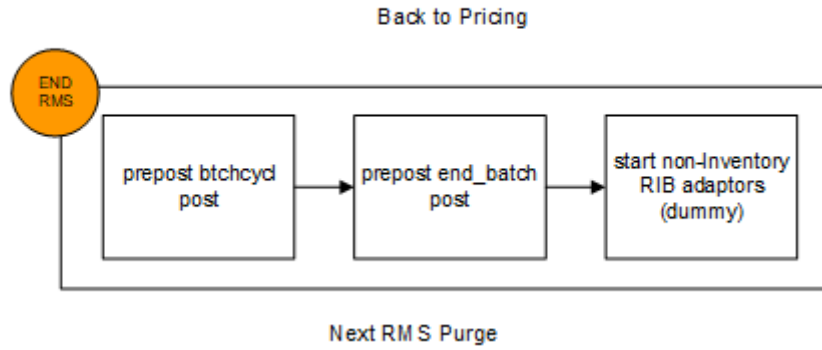
Pricing

Back to ReIM and Allocation

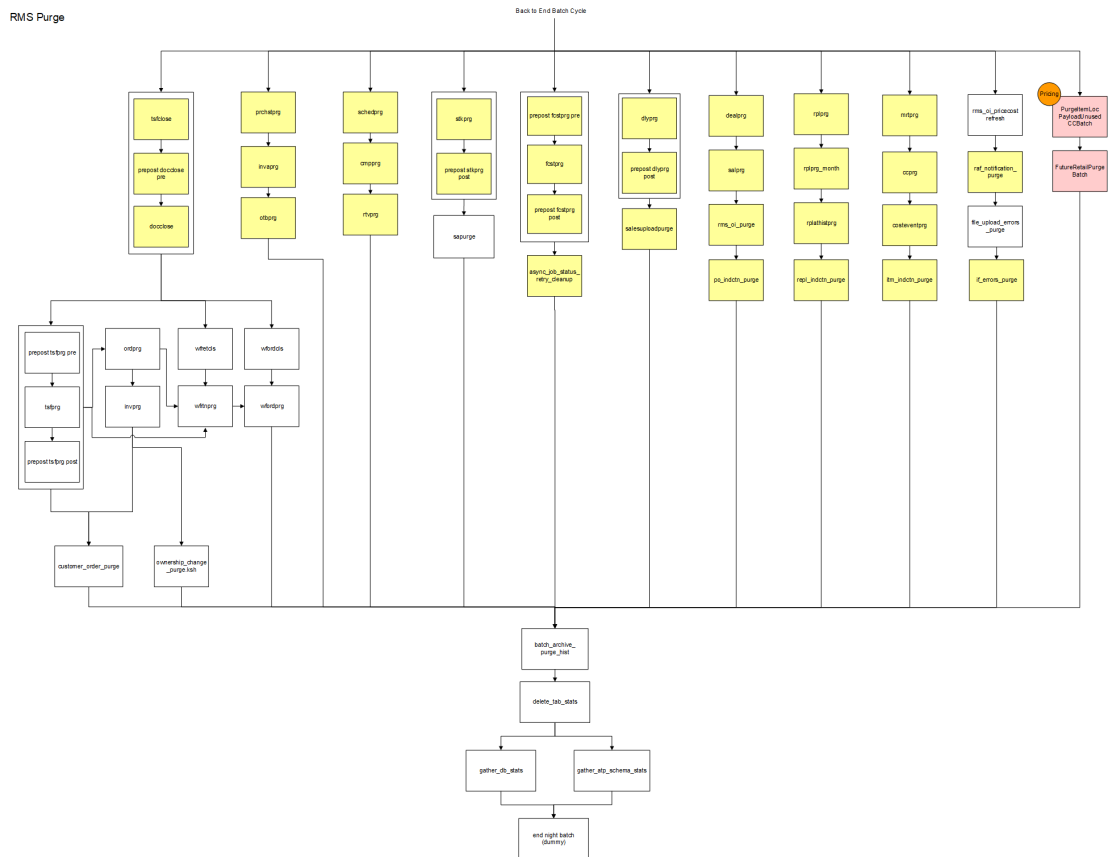


## End Batch Cycle

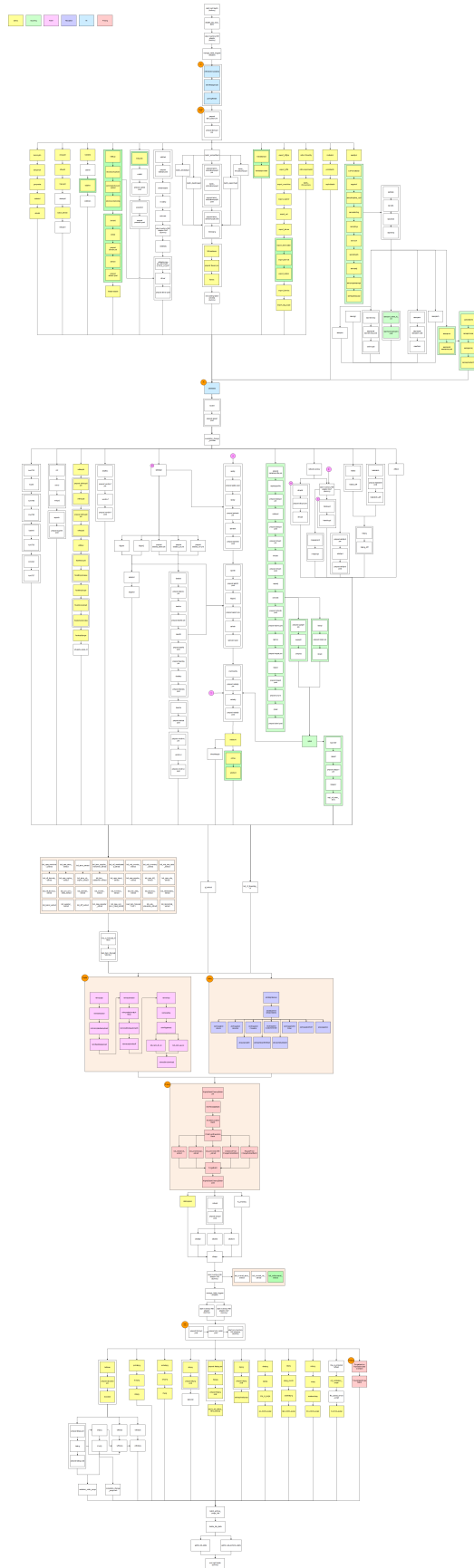
### End Batch Cycle



## RMS Purge

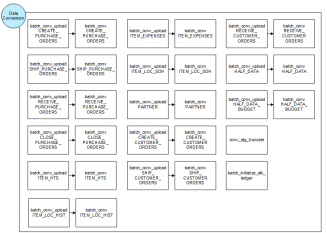
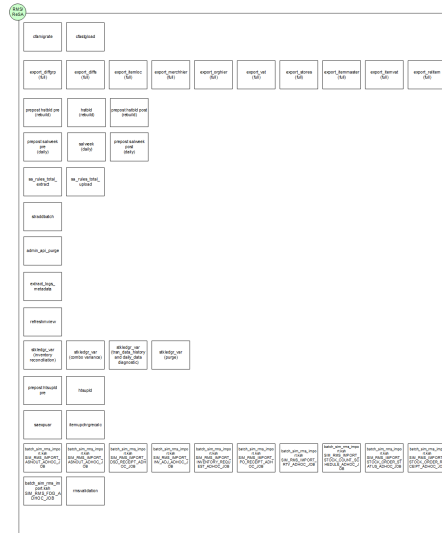


## Nightly Batch Schedule




## Adhoc/Cyclic Only Jobs

ADHOC ONLY JOBS



CYCLIC ONLY JOBS



ADHOC AND CYCLIC ONLY JOBS

