

# Oracle® Fusion Middleware

## Domain Template Reference



12c (12.2.1.3)

E95533-02

July 2019

The Oracle logo, consisting of a solid red square with the word "ORACLE" in white, uppercase, sans-serif font centered within it.

ORACLE®

Oracle Fusion Middleware Domain Template Reference, 12c (12.2.1.3)

E95533-02

Copyright © 2014, 2019, Oracle and/or its affiliates. All rights reserved.

Primary Author: Oracle Corporation

This software and related documentation are provided under a license agreement containing restrictions on use and disclosure and are protected by intellectual property laws. Except as expressly permitted in your license agreement or allowed by law, you may not use, copy, reproduce, translate, broadcast, modify, license, transmit, distribute, exhibit, perform, publish, or display any part, in any form, or by any means. Reverse engineering, disassembly, or decompilation of this software, unless required by law for interoperability, is prohibited.

The information contained herein is subject to change without notice and is not warranted to be error-free. If you find any errors, please report them to us in writing.

If this is software or related documentation that is delivered to the U.S. Government or anyone licensing it on behalf of the U.S. Government, then the following notice is applicable:

U.S. GOVERNMENT END USERS: Oracle programs, including any operating system, integrated software, any programs installed on the hardware, and/or documentation, delivered to U.S. Government end users are "commercial computer software" pursuant to the applicable Federal Acquisition Regulation and agency-specific supplemental regulations. As such, use, duplication, disclosure, modification, and adaptation of the programs, including any operating system, integrated software, any programs installed on the hardware, and/or documentation, shall be subject to license terms and license restrictions applicable to the programs. No other rights are granted to the U.S. Government.

This software or hardware is developed for general use in a variety of information management applications. It is not developed or intended for use in any inherently dangerous applications, including applications that may create a risk of personal injury. If you use this software or hardware in dangerous applications, then you shall be responsible to take all appropriate fail-safe, backup, redundancy, and other measures to ensure its safe use. Oracle Corporation and its affiliates disclaim any liability for any damages caused by use of this software or hardware in dangerous applications.

Oracle and Java are registered trademarks of Oracle and/or its affiliates. Other names may be trademarks of their respective owners.

Intel and Intel Xeon are trademarks or registered trademarks of Intel Corporation. All SPARC trademarks are used under license and are trademarks or registered trademarks of SPARC International, Inc. AMD, Opteron, the AMD logo, and the AMD Opteron logo are trademarks or registered trademarks of Advanced Micro Devices. UNIX is a registered trademark of The Open Group.

This software or hardware and documentation may provide access to or information about content, products, and services from third parties. Oracle Corporation and its affiliates are not responsible for and expressly disclaim all warranties of any kind with respect to third-party content, products, and services unless otherwise set forth in an applicable agreement between you and Oracle. Oracle Corporation and its affiliates will not be responsible for any loss, costs, or damages incurred due to your access to or use of third-party content, products, or services, except as set forth in an applicable agreement between you and Oracle.

# Contents

## Preface

---

Documentation Accessibility	vii
Conventions	vii

## 1 Introduction

---

Types of Templates	1-1
Location of Installed WebLogic Server Templates	1-2
Template Tools	1-3
Template Dependencies	1-4
Files Typically Included in a Template	1-5
config-groups.xml and startup-plan.xml	1-10
Domain Topology Profiles	1-11
Application Service Groups, Server Groups, and Application Service Mappings	1-13
Add a Server To or Remove a Server From a Server Group	1-14
Startup Groups	1-14
Managing Server Startup Configuration	1-15

## 2 WebLogic Server Templates

---

Basic WebLogic Server Domain Template	2-2
Template Details	2-2
Resources and Services Configured in a Basic WebLogic Server Domain	2-3
WebLogic Server Starter Domain Template	2-5
Template Details	2-5
Resources and Services Configured in a WebLogic Server Starter Domain	2-5
WebLogic Advanced Web Services for JAX-RPC Extension Template	2-7
Template Details	2-7
Resources and Services Configured	2-7
WebLogic Advanced Web Services for JAX-WS Extension Template	2-9
Template Details	2-9
Resources and Services Configured	2-10
WebLogic JAX-WS SOAP/JMS Extension Template	2-12

Template Details	2-12
Resources and Services Configured	2-12
Avitek Medical Records Sample Domain Template	2-13
Template Details	2-13
Resources and Services Configured	2-14
Avitek Medical Records Sample Domain Template (Spring Version)	2-16
Template Details	2-16
Resources and Services Configured	2-17
WebLogic Server Default Domain Extension Template	2-19
Template Details	2-19
Resources and Services Configured	2-19
WebLogic Server Examples Extension Template	2-23
Template Details	2-23
Resources and Services Configured	2-23

### 3 Fusion Middleware Product Templates

---

About Fusion Middleware Product Template Information	3-3
Oracle Infrastructure Templates	3-4
Oracle JRF Template	3-4
Oracle Restricted JRF Template	3-5
Oracle JRF SOAP/JMS Web Services Template	3-6
Oracle ADF Development Mode Logging	3-7
Oracle OPSS REST Service Application Template	3-7
Oracle Enterprise Manager Templates	3-7
Oracle Enterprise Manager Template	3-8
Oracle Enterprise Manager Restricted JRF Template	3-9
Oracle Enterprise Manager Plugin for ESS Template	3-9
Oracle Enterprise Manager Plugin for ODI Template	3-10
Coherence Cluster Extension Template	3-10
Oracle SOA Suite Templates	3-11
Oracle SOA Suite Template	3-11
Oracle SOA Suite for Healthcare Integration Template	3-12
Oracle B2B Template	3-13
Oracle B2B Client Template	3-13
Oracle Business Activity Monitor Template	3-14
Oracle BPM Suite	3-14
Oracle Service Bus Template	3-15
Oracle Service Bus Process Monitor Template	3-16
Oracle Managed File Transfer Template	3-17
Oracle WebCenter Content Templates	3-17

Oracle Universal Content Management - Content Server Template	3-18
Oracle Universal Content Management - Inbound Refinery Template	3-19
Oracle WebCenter Content Web UI Template	3-19
Oracle WebCenter Portal Templates	3-20
Oracle WebCenter Portal Template	3-20
Oracle WebCenter Pagelet Producer Template	3-21
Oracle WebCenter Analytics Collector Template	3-22
Oracle WebCenter Discussion Server Template	3-22
Oracle WebCenter Sites Templates	3-23
Oracle WebCenter Sites Template	3-23
Oracle WebCenter Sites Satellite Server Template	3-23
Oracle WebCenter Sites SiteCapture Template	3-24
Oracle WebCenter Sites Visitor Services Template	3-24
Oracle WebCenter Enterprise Capture Template	3-25
Oracle Enterprise Scheduler Service Basic Template	3-26
Oracle WSM Policy Manager Template	3-26
Oracle User Messaging Service Basic Template	3-27
Oracle MapViewer Template	3-28
Oracle Virtual Assembly Builder Template	3-28
Oracle Identity Management Templates	3-29
Oracle IDM Common Template	3-30
Oracle Identity Directory Services (IDS) Configuration UI Template	3-30
Oracle Access Manager with Database Policy Store Template	3-30
Oracle Identity Manager Template	3-31
Oracle Unified Directory Services Manager Template	3-31
Oracle Unified Directory Template	3-32
Oracle Directory Integration Platform Template	3-32
Oracle Data Integrator Templates	3-32
Oracle Data Integrator Standalone Agent Template	3-33
Oracle Data Integrator Standalone Colocated Agent Template	3-34
Oracle Data Integrator Agent Template	3-34
Oracle Data Integrator Agent Libraries Template	3-35
Oracle Data Integrator Console Template	3-35
Oracle Data Integrator SDK Shared Library Template	3-36
Oracle Data Integrator JRF Async Web Services Template	3-36
Oracle Data Integrator REST Services Template	3-37
Oracle Data Service Integrator Templates	3-37
Oracle Data Service Integrator Base Template	3-38
Oracle XQuery 2004 Template	3-38
Oracle Enterprise Data Quality Template	3-39
Oracle GoldenGate Templates	3-39

Oracle GoldenGate Veridata Server Template	3-39
Oracle GoldenGate Monitor Server Template	3-40
Oracle Business Intelligence Templates	3-40
Oracle BIEE Suite Template	3-40
Oracle BI Publisher Suite Template	3-41
Oracle BI Essbase Template	3-42
Oracle HTTP Server Templates	3-42
Oracle HTTP Server (Colocated)	3-43
Oracle HTTP Server (Standalone)	3-43
Oracle HTTP Server Restricted JRF Template	3-43
Oracle RAS Session Service Template	3-44
Oracle Forms Templates	3-45
Oracle Forms Template	3-45
Oracle Forms (Upgrade Only) Template	3-45
Oracle Forms Application Deployment Services (FADS) Template	3-46
Oracle Reports Template	3-46
Oracle Reports Server Template	3-46
Oracle Reports Tools Template	3-47
Oracle Reports Bridge Template	3-47
Oracle Reports Application Template	3-48
Oracle Reports Application (Upgrade Only) Template	3-48
Oracle Traffic Director Templates	3-49
Oracle Traffic Director Template	3-49
Oracle Traffic Director Standalone Template	3-50
Oracle Traffic Director - Restricted JRF Template	3-50

# Preface

This guide provides information about the WebLogic domain and extension templates, which are Java archive (JAR) files that contain the files and scripts required to create or extend a WebLogic domain.

- [Documentation Accessibility](#)
- [Conventions](#)

## Documentation Accessibility

For information about Oracle's commitment to accessibility, visit the Oracle Accessibility Program website at <http://www.oracle.com/pls/topic/lookup?ctx=acc&id=docacc>.

### Access to Oracle Support

Oracle customers that have purchased support have access to electronic support through My Oracle Support. For information, visit <http://www.oracle.com/pls/topic/lookup?ctx=acc&id=info> or visit <http://www.oracle.com/pls/topic/lookup?ctx=acc&id=trs> if you are hearing impaired.

## Conventions

The following text conventions are used in this document:

Convention	Meaning
<b>boldface</b>	Boldface type indicates graphical user interface elements associated with an action, or terms defined in text or the glossary.
<i>italic</i>	Italic type indicates book titles, emphasis, or placeholder variables for which you supply particular values.
monospace	Monospace type indicates commands within a paragraph, URLs, code in examples, text that appears on the screen, or text that you enter.

# 1

## Introduction

The Fusion Middleware domain and extension templates are Java Archive (JAR) files. These JAR files contain the files and scripts that are required to create or extend a WebLogic domain.

This chapter contains the following topics:

- [Types of Templates](#)  
Each template type performs a specific task during the installation of WebLogic Server. You can also create custom templates from existing templates.
- [Location of Installed WebLogic Server Templates](#)  
The predefined templates are located within the directory in which the WebLogic Server product is installed.
- [Template Tools](#)  
Template tools help you create templates as well as to use templates to create or extend a domain.
- [Template Dependencies](#)  
The WebLogic Server resources must be set up in your domain before you can add resources from an extension template. This dependency is known as a template dependency.
- [Files Typically Included in a Template](#)  
A domain is created or extended based on the basic files as well as the additional files that are included in the template.
- [config-groups.xml and startup-plan.xml](#)  
These files are present in many templates. The `config-groups.xml` file defines one or more of these items: domain topology profiles, application service groups, server groups, and application service mappings. The `startup-plan.xml` file defines server startup parameters at a global (domain-wide) level or a server group level.

## Types of Templates

Each template type performs a specific task during the installation of WebLogic Server. You can also create custom templates from existing templates.

The types of template include:

- **Domain template:** This template defines the full set of resources within a domain, including infrastructure components, applications, services, security options, and general environment and operating system options.

The WebLogic Server product installation includes a predefined Basic WebLogic Server Domain template. This template defines the core set of resources within a WebLogic domain, including an Administration Server and basic configuration information. For more information about the Basic WebLogic Server Domain template, see [Basic WebLogic Server Domain Template](#).



You can create a custom domain template from an existing domain by using the Domain Template Builder or the `pack` command.

- **Extension template:** This template defines the applications and services that you can add to an existing domain, including product component functionality and resources such as JDBC or JMS.

The WebLogic Server product installation includes several predefined extension templates. The templates that are available to you in the Configuration Wizard depend on the product that you are installing. WebLogic Server installations include the templates described in [WebLogic Server Templates](#).

You can create a custom extension template from an existing domain or template by using the Domain Template Builder.

- **Managed Server template:** This template defines the subset of resources within a domain that are required to create a Managed Server domain directory on a remote machine.

You can create a custom Managed Server template by using the `pack` command. See The Pack Command in *Creating Templates and Domains Using the Pack and Unpack Commands*.

- **Reconfiguration template:** If you upgrade a WebLogic domain from a previous WebLogic Server version, this template is automatically implemented. If a currently installed product, such as WebLogic Advanced Web Services for JAX-WS, requires updates to be compatible with the domain that you are upgrading, a reconfiguration template is supplied to automatically make the product compatible with the current release, such as implementing new product features. When you run the reconfiguration wizard, as described in Reconfiguring a WebLogic Domain in Graphical Mode in *Upgrading Oracle WebLogic Server*, the wizard automatically detects all products that are installed, determines whether there is an available reconfiguration template for each product, and then applies the reconfiguration template to update that product.

Reconfiguration templates are also provided for all Fusion Middleware products that are configured by using the Fusion Middleware Configuration Wizard, such as SOA and Web Center. This feature enables you to update the domains for your Fusion Middleware products when you upgrade to a new release of WebLogic Server.

The JAR file name for the reconfiguration template is *base\_template\_name\_reconfig\_version*. For example, the Web Services for JAX-WS template is `wls_web-services_jaxws.jar`, and the associated reconfiguration template for WebLogic Server 12.1.2 is `wls_webservices_jaxws_reconfig_12.1.2.jar`.

## Location of Installed WebLogic Server Templates

The predefined templates are located within the directory in which the WebLogic Server product is installed.

The following table identifies the location of the predefined template JAR files provided with the WebLogic Server installation, where *WL\_HOME* represents the product installation directory.

**Table 1-1 Location of Templates**

Type of Template	Directory Location
WebLogic Server Domain, Extension, and Reconfiguration	<code>WL_HOME\common\templates\wls</code>
Fusion Middleware Extension and Reconfiguration	<code>ORACLE_HOME\oracle_common\common\templates\wls</code> <code>ORACLE_HOME\PRODUCT_HOME\common\templates\wls</code>

## Template Tools

Template tools help you create templates as well as to use templates to create or extend a domain.

The following table provides the details of these tools:

**Table 1-2 Template Tools**

To	Use this tool
Create a domain	<ul style="list-style-type: none"> <li>• Configuration Wizard See Creating a WebLogic Domain in <i>Creating WebLogic Domains Using the Configuration Wizard</i>.</li> <li>• WLST Offline See Creating WebLogic Domains Using WLST Offline in <i>Understanding the WebLogic Scripting Tool</i>.</li> <li>• <code>unpack</code> command See The Unpack Command in <i>Creating Templates and Domains Using the Pack and Unpack Commands</i>.</li> </ul>
Extend an existing domain	<ul style="list-style-type: none"> <li>• Configuration Wizard See Updating a WebLogic Domain in Graphical Mode in <i>Creating WebLogic Domains Using the Configuration Wizard</i>.</li> <li>• WLST Offline See Using WLST Online to Update an Existing WebLogic Domain in <i>Understanding the WebLogic Scripting Tool</i>.</li> </ul>
Create a Managed Server domain on a remote machine	<ul style="list-style-type: none"> <li>• <code>unpack</code> command See Creating a Managed Server on a Remote Machine in <i>Creating Templates and Domains Using the Pack and Unpack Commands</i>.</li> <li>• WLST <code>writeTemplate</code> command (online) See Creating a Managed Server Domain on a Remote Machine in <i>Understanding the WebLogic Scripting Tool</i>.</li> </ul>

Table 1-2 (Cont.) Template Tools

To	Use this tool
Create a domain template	<ul style="list-style-type: none"> <li>Domain Template Builder</li> <li>pack command See The Pack Command in <i>Creating Templates and Domains Using the Pack and Unpack Commands</i>.</li> <li>WLST Offline See Creating and Using a Domain Template (Offline) in <i>Understanding the WebLogic Scripting Tool</i>.</li> </ul>
Create an extension template	Domain Template Builder See Creating Extension Templates by Using the Domain Template Builder in <i>Creating Domain Templates Using the Domain Template Builder</i>
Create a Managed Server template	pack command See Creating a Managed Server Template in <i>Creating Templates and Domains Using the Pack and Unpack Commands</i>
Upgrade a domain	Reconfiguration Wizard See Reconfiguring WebLogic Domains in <i>Upgrading Oracle WebLogic Server</i> .

**Note:**

All the tools used to create or extend a domain leverage a common underlying infrastructure, which is referred to as the configuration framework.

## Template Dependencies

The WebLogic Server resources must be set up in your domain before you can add resources from an extension template. This dependency is known as a template dependency.

For example, all extension templates provided with your product depend on, at the least, the Administration Server and security realm resources that are configured by the Basic WebLogic Server Domain template. Other extension templates depend on resources from multiple templates. For example, to extend a domain to support the WebLogic Server Examples, the existing domain must already contain the resources from the Basic WebLogic Server Domain template and the WebLogic Server Default Domain extension template.

The `template-info.xml` file in a template JAR defines the template dependencies for a given template. Dependencies are chained. For example:

- Template A defines a dependency on Template B and Template C in its `template-info.xml` file.

- Template B defines a dependency on Template D and Template E in its `template-info.xml` file.
- Template C defines a dependency on Template F in its `template-info.xml` file.

In this example, if you select Template A on the Templates screen of the Configuration Wizard, templates B, C, D, E, and F are automatically included in the domain. If any of these templates are displayed on the Templates screen, the check boxes for those templates appear automatically selected. This feature ensures that when you select a product template on the Templates screen, the Configuration Wizard automatically includes in the domain all other product templates that configure resources required by the product that you have selected.

Similarly, if you specify a template JAR in a WebLogic Scripting Tool (WLST) script, all other templates that are dependencies of that template (either directly or indirectly) are included in the domain. Based on the same example, if you specify Template A in a WLST script, templates B, C, D, E, and F are also included in the domain. You do not have to specify them explicitly in the script.

## Files Typically Included in a Template


A domain is created or extended based on the basic files as well as the additional files that are included in the template.

The basic files included in any template are `config.xml` and `template-info.xml`. The following table describes the files typically included in domain and extension templates.

**Table 1-3 Files Included in a Template**

Filename	Description
product component files	Various files used to complete the domain setup for a specific Oracle product component. Such files may provide information for security and default database settings.
*-jdbc.xml	Sets up or extends a domain with JDBC system resources required by a product component. In a template, the *-jdbc.xml files must be located in the <code>config\jdbc</code> directory. There is one XML file for each JDBC resource in the domain. These files are present only if the domain includes JDBC resources.
*-jms.xml	Sets up or extends a domain with JMS system resources required by a product component. If the domain requires JMS resources, the *-jms.xml files must be located in the <code>config\jms</code> directory, in the template

**Table 1-3 (Cont.) Files Included in a Template**

Filename	Description
clusters.script	<p>Used to modify the Configuration Wizard framework's default auto-configuration of a cluster. By default, resources are targeted to the cluster. You can unassign a resource from the cluster and then assign it to another component. To specify a target, you can use the following replacement variables:</p> <ul style="list-style-type: none"> <li>• <b>%AManagedServer%</b>—Any Managed Server</li> <li>• <b>%AllManagedServers%</b>—Comma-separated list of all Managed Servers</li> <li>• <b>%AdminServer%</b>—Administration Server name</li> <li>• <b>%Cluster%</b>—Cluster name</li> <li>• <b>%ProxyServer%</b>—Proxy server name</li> <li>• <b>%HTTPProxyApp%</b>—http proxy application definition</li> </ul>
config.xml	<div data-bbox="980 806 1380 1192" style="border: 1px solid #0070C0; padding: 10px; margin-bottom: 10px;"> <p> <b>Note:</b></p> <p>Note the following additional considerations:</p> <ul style="list-style-type: none"> <li>• You must use the name attribute of an object that is to be replaced.</li> <li>• You can use an asterisk (*) as a wildcard for "All."</li> </ul> </div> <p>This file is not required. When used, it must be located in the <code>script</code> directory. If it is not present, default targeting is used.</p> <p>If the template contains a <code>config-groups.xml</code> file, the <code>clusters.script</code> file, if present, is ignored.</p> <p>Defines the resources that the template creates or adds to a domain. In a template, the <code>config.xml</code> file must be located in the <code>config</code> directory.</p>

**Table 1-3 (Cont.) Files Included in a Template**



Filename	Description
config-groups.xml	<p>This file contains definitions of applications, services, servers, clusters, and mappings that create a relationship among these items. It enables movement of functionally related applications and services as a single operation when transitioning from one topology to another (for example, from a single server to multiple servers, or from a single server to a cluster). This feature ensures that all application and service dependencies are met when scaling a domain configuration.</p>
	<div style="border: 1px solid #0070C0; padding: 10px; background-color: #E6F2FF;"> <p> <b>Note:</b></p> <p>Do not modify this file in any way. It must be used as provided in the template.</p> </div>
	<p>An Application or Service group or both specifies a set of functionally related applications and services. The applications and services are grouped together on a particular server or cluster.</p>
	<p>The Domain Topology section contains definitions of servers, as well as the targeting of applications and services to a specific server, group, or servers or clusters. It contains the following definitions:</p>
	<ul style="list-style-type: none"> <li>• <b>Server group definitions</b>—Specifies a server or servers that can house functionally related sets of applications and services, thereby enabling automatic server creation.</li> <li>• <b>Cluster group definitions</b>—Specifies a cluster that can house functionally related sets of applications and services, thereby enabling automatic cluster creation.</li> <li>• <b>Application/Service group mapping definitions</b>—Specifies targeting of an Application or Service group or both to a specific server, group of servers, or cluster, via the name of the Application/Service group.</li> </ul>
	<p>As of WebLogic Server 12.1.2, the domain topology section may define separate server groups, startup groups, and application or service group mapping definitions for compact and expanded domain profiles. For more information about domain profiles, see <a href="#">config-groups.xml</a> and <a href="#">startup-plan.xml</a>.</p>
config-mapping.xml	<p>This file is used to dynamically assign values to custom variables that are defined in a deployment plan, by using name or value pairs.</p>

Table 1-3 (Cont.) Files Included in a Template

Filename	Description
database.xml	This file is included only in Fusion Middleware product templates that require JDBC data source definitions. It groups data sources into component schemas that are required to configure and load data into database objects via the Oracle Repository Creation Utility (RCU). It also contains the eligible database vendors and drivers, eliminating the possibility of selecting an unsupported database in the Fusion Middleware Configuration Wizard.
	 <b>Note:</b> Do not modify this file in any way. It must be used as provided in the template.
file-definition.xml	Applies only to Fusion Middleware product templates. It defines file copy and string substitution operations that are done during domain creation or extension. String substitution operations are supported only for WebLogic Server and not supported in a WebSphere environment.

**Table 1-3 (Cont.) Files Included in a Template**

Filename	Description
jdbc.index	<p>Identifies the locations of SQL scripts used to set up a database. The file lists the scripts in the order in which they must be run. If the scripts are not contained in the template, but are located in the product installation directory, that directory is represented by a tilde ( ~ ) in the path name for the scripts, as shown in the following example:</p> <pre data-bbox="857 562 1398 611">~/integration/common/dbscripts/oracle/reporting_runtime.sql</pre> <p>Specifically, the tilde represents the directory path identified by the \$USER_INSTALL_DIR\$ variable in the stringsubs.xml file.</p> <p>In a template, a jdbc.index file must be located in the _jdbc_\dbtype\dbversion directory, where dbtype is the type of database, such as Oracle, and dbversion is the database version, such as 9i.</p> <p>In addition to listing the SQL files related to a data source, the jdbc.index file contains information about the categories associated with the data source. The default dbCategories that are available are:</p> <ul data-bbox="857 999 1442 1304" style="list-style-type: none"> <li>• <i>Drop/Create P13N Database Objects</i> category associated with the p13nDataSource data source, which is a part of the p13n.jar domain template.</li> <li>• <i>Drop/Create Portal Database Objects</i> category associated with the p13nDataSource data source, which is a part of the wlp.jar domain template.</li> <li>• <i>Drop/Create GroupSpace Database Objects</i> category associated with the appsGroupSpaceDataSource data source, which is a part of the wlp_groupspacedb.jar domain template.</li> </ul> <p>All these template jar files are located in the WL_HOME\common\templates\applications directory.</p>
jvm-config.xml	<p>This file is specific to FMW product installations in a WebSphere environment, and can be ignored in a WebLogic Server environment.</p>
security.xml	<p>Used to create user groups and roles that establish identity and access to domain resources. You can create the default Admin user only through the security.xml file in a domain template. However, you can create user groups and roles through the security.xml file that is included in either a domain or an extension template.</p>
startscript.xml	<p>Used to create the *.cmd and *.sh files that are placed into the root and bin directories of a domain.</p>
startscript.xml	<p>Used to create the *.cmd and *.sh files that are placed into the root and bin directories of a domain.</p>



Table 1-3 (Cont.) Files Included in a Template

Filename	Description
startup-plan.xml	<p>Defines the startup parameters for WebLogic Server instances, at the domain level or server group level. One or more of the following startup parameters may be defined in this file:</p> <ul style="list-style-type: none"> <li>• Environmental variables</li> <li>• Java system properties</li> <li>• Java protocol handlers</li> <li>• WLS PRE_CLASSPATH</li> <li>• WLS POST_CLASSPATH</li> <li>• Java library path</li> <li>• WLS JVM initial heap size</li> <li>• WLS JVM maximum heap size</li> <li>• WLS JVM perm size</li> <li>• WLS JVM maximum perm size</li> <li>• Other java arguments</li> </ul> <p>If the template defines both compact and expanded domain profiles, separate groups of startup parameter definitions are defined, one group for each profile type. The startup parameters used for your domain may differ depending on whether you create a compact or expanded domain. For more information about domain profiles and startup groups, see <a href="#">config-groups.xml and startup-plan.xml</a>.</p>
stringsubs.xml	<p>Identifies string substitution values and files that receive string substitutions during domain creation or extension. The files that receive string substitutions must be prepared with replacement variables. During domain creation or extension, the Configuration Wizard framework runs macros to replace variables with the appropriate string substitution, by using information from <code>WL_HOME\common\lib\macrorules.xml</code>, where <code>WL_HOME</code> is the WebLogic Server installation directory.</p>
template-info.xml	<p>Provides template identification information, such as the template name, software version, type of template (domain or application), author, description, and so on. This file also includes template dependency information, if applicable.</p>
was-variable.xml	<p>This file is specific to FMW product installations in a WebSphere environment, and is ignored in a WebLogic Server environment.</p>

## config-groups.xml and startup-plan.xml

These files are present in many templates. The `config-groups.xml` file defines one or more of these items: domain topology profiles, application service groups, server groups, and application service mappings. The `startup-plan.xml` file defines server startup parameters at a global (domain-wide) level or a server group level.

When you create a domain by using multiple templates, the `config-group.xml` files from all templates included in the domain are used to create the `config-groups.xml` file for the domain.

Similarly, the `startup-plan.xml` files from all templates included in the domain are merged to create the `startup-plan.xml` file for the domain. At domain creation, the merged startup plan is used to generate the appropriate scripts for the domain.

The merged `config-groups.xml` and `startup-plan.xml` files are stored in the domain's `init-info` directory.

 **Note:**

Do not manually edit either the `config-groups.xml` or the `startup-plan.xml` files in the `init-info` directory.

The following sections describe each of these items in detail and how they work together in a domain:

- [Domain Topology Profiles](#)
- [Application Service Groups, Server Groups, and Application Service Mappings](#)
- [Startup Groups](#)

## Domain Topology Profiles

A domain can have either an Expanded (clustered) or a Compact (single-instance) domain topology. . By default, domains are created as Expanded domains. When you run the Fusion Middleware Configuration Wizard from the command line, the wizard screen appears where you can select either Expanded or Compact as the topology for the domain. See [Setting the CONFIG\\_JVM\\_ARGS Environment Variable in \*Creating WebLogic Domains Using the Configuration Wizard\*](#).

Domain profiles are defined only in some Fusion Middleware product templates, and do not apply to domains in which no Fusion Middleware products are installed with WebLogic Server.

 **Note:**

You can also specify the domain topology profile if you use WLST to create the domain. See `createDomain` and `readTemplate` in *WLST Command Reference for WebLogic Server*.

Some graphical interfaces automatically configure the appropriate profile. For example, when you create a domain by using the JDeveloper domain creation utility, the domain is created with a Compact profile; when you create a domain by using the Fusion Middleware Configuration Wizard, the domain is created with an Expanded profile, by default.

The `config-groups.xml` file in a Fusion Middleware product template may define the domain profiles for the domain, in the `profile` attribute of the `<domain-topology>` ele-

ment. The domain profile can be either Compact or Expanded. If the `<domain-topology>` does not define separate Custom and Expanded profiles, the configuration defined in `<domain-topology>` is used for both types of domains.

The domain profile defines:

- The server groups for the profile.
- The server group that the Administration Server belongs to. The Administration Server group is not user-expandable.
- Whether a server group is user-expandable, that is, whether you can assign Managed Servers to it. Note that if a server group is not user-expandable, you can still assign Managed Servers to it by cloning an existing server that is already assigned to the server group.

 **Note:**

Use the WLST offline command `listServerGroups()` to list all user-expandable server groups in the domain.

- The application service groups that are targeted to each defined server group. All servers that are assigned to a server group inherit its targets.
- Whether a prefix is assigned to the name of any servers that are added to the server group. For example, if a prefix of `xyz` is defined for the server group, and you add a server called `server2` to the group, the server name is registered as `xyz_server2`.

[Table 1-4](#) describes the differences between Expanded and Compact domain profiles.

**Table 1-4 Differences Between Expanded and Compact Domains**

Expanded Domain	Compact Domain
Also known as a clustered domain.	Also known as a single-instance domain.
Contains an Administration Server. Contains Managed Servers for the Fusion Middleware products in the domain. Fusion Middleware Managed Servers can be assigned to clusters.	Contains only an Administration Server, with no Managed Servers or clusters for the Fusion Middleware products in the domain. This domain type is used primarily for development purposes.
Defines an Administration Server server group and one or more Managed Server server groups.	Defines an Administration Server server group. Although a Managed Server server group may be defined in <code>config-groups.xml</code> , it is not used.
All application service groups defined in <code>config-groups.xml</code> are targeted. Some application service groups are targeted to the Administration Server server group, while other application service groups are targeted to the Managed Server server groups.	All or a subset of the defined application service groups are targeted to the Administration Server server group. Some application service groups may not be targeted.

There are two ways to select the domain profile for a new domain:

- When you create a domain by using the FMW Configuration Wizard, you select the profile to use on the Configuration Type screen. See Configuration Type in *Creating WebLogic Domains Using the Configuration Wizard*.

- When you create a domain by using WLST, you specify the profile to use in either the `createDomain` or `readTemplate` command. See `createDomain` or `readTemplate` in *WLST Command Reference for WebLogic Server*. The default profile type is Expanded.

## Application Service Groups, Server Groups, and Application Service Mappings

The `config-groups.xml` file in Fusion Middleware templates may define application service groups, server groups, and application service mappings. This automates the assignment of applications and services to the appropriate servers in the domain.

- **Application service groups** : Application service groups are defined in the `<app-svc-groups>` element. Each `<group>` element defines a unique application service group, which contain various applications and services that are included in the domain, such as application deployments, work managers, JMS system resources, libraries, and other items that are needed in the product domain. Application service groups are always the same for each domain profile, although some application service groups may not be used in a Compact domain. Application service groups may be mapped to multiple server groups.
- **Server group** : A named server group. Typically, there is at least one Administration Server group and at least one Managed Server group defined in a domain's `config-groups.xml` file. These are defined by a `<server-group>` element in the `<domain-topology>` element. Note that although a Compact profile may define both Administration Server and Managed Server server groups, only the Administration Server server group is used in a Compact domain.

If a server group is defined as user-expandable, you can add Managed Servers to the server group. User-expandable servers are listed in the **Server Groups** drop-down list of the Managed Server screen of the Fusion Middleware Configuration Wizard. In WLST, you can determine which server groups are user-expandable by using the `listServerGroups` command.

- **Application service mappings** : Application service mappings define which application service groups are mapped to each defined server group. These mappings differ depending on the domain profile. They are defined in the `<app-svc-group-mapping>` elements in the `<domain-topology>` element of `config-groups.xml`.

Server groups target Fusion Middleware applications and services to one or more servers by mapping defined application service groups to each defined server group. A given application service group may be mapped to multiple server groups, if needed. Any application services that are mapped to a given server group are automatically targeted to all servers that are assigned to that group.

For example, the following items are defined in `config-groups.xml`:

- Server group ADMIN-SVR (the server group for the Administration Server)
- Server group MGD-SVRS (the server group for Managed Servers)
- Application service group ADMIN-APPS, which defines the application services that run only on the Administration Server
- Application service group MAIN-APPS, which defines applications that run on Managed Servers

- Application service group MAIN-LIBS, which defines libraries that need to be targeted to the Administration Server and Managed Servers
- An application service mapping that maps MAIN-APPS to the MGD-SRVS server group
- An application service mapping that maps ADMIN-APPS to the ADMIN-SVR server group
- An application service mapping that maps MAIN-LIBS to the ADMIN-SVR server group
- An application service mapping that maps MAIN-LIBS to the MGD-SVRS server group

In this example, all applications and other resources that are defined in ADMIN-APPS are targeted to the Administration Server. All applications and other resources that are defined in MAIN-APPS are targeted to all Managed Servers. All libraries that are defined in MAIN-LIBS are targeted to the Administration Server and all Managed Servers.

- [Add a Server To or Remove a Server From a Server Group](#)

## Add a Server To or Remove a Server From a Server Group

You can use the WLST `setServerGroups()` command to add a server to any user-expandable server group or any server group that you created. You can also remove a server from any server group. The following examples demonstrate the use of this command.

```
# add a server to a server group
setServerGroups('my_server4', 'XYZ-MAN-SRVS', '180000')

# remove a server from a server group by setting the group to null
serverGroup = []
setServerGroups('my_server3', serverGroup)
```

## Startup Groups

The `startup-plan.xml` file in a template defines the startup groups, which allow different startup parameters to be defined for different servers or groups of servers in a domain. A domain template may contain:

- A global startup definition, which defines the domain-wide startup settings for all servers in the domain.
- One or more server startup groups, which are associated with a server group. If present, these server startup groups define the startup settings for all servers assigned to the server group. If a server startup group defines a setting that is already defined at the global level, the server-level setting takes precedence.

You can define different startup settings for Expanded and Compact domain profiles. In addition, when you create a domain, multiple templates may be applied to a domain. Therefore, all possible startup settings and startup groups are combined into a single `startup-plan.xml` file in the `/init-info` directory of the domain. When you start a server, this file is referenced to determine:

- The startup group of the server, if any, based on the startup group and the server group to which the server is assigned.

- The startup settings to use for the server, based on the startup group to which the server's server group is assigned.

If a server is not assigned to a server group, it is started by using the global settings that are defined in `startup-plan.xml`.

`startup-plan.xml` in [Table 1-3](#) lists the startup parameters that may be configured in this file.

- [Managing Server Startup Configuration](#)

## Managing Server Startup Configuration

Although the merged `startup-plan.xml` file for a domain defines the startup parameters for the servers in the domain, in some situations, you may want to use offline WLST to:

- Create your own startup groups to define unique startup parameters for one or more servers in the domain.
- Adjust the startup parameters for a server group.
- Add a server to or remove a server from a startup group. Although you can remove a server from a server group that is not user-modifiable, you can only add a server to either a user-modifiable server group or a server group that you have created.

The `startup-plan.xml` file for a domain is automatically updated with any changes you make to the startup configuration.

- [Creating and Modifying a Startup Group](#)

## Creating and Modifying a Startup Group

You can create a new startup group from an existing server group in the domain. The new startup group inherits *only* the startup parameters from the server group that you used to create the startup group. You can then change the startup parameter settings for the new startup group and assign individual servers to it.

There are two ways you can determine the server groups in a domain:

- Enter the WLST command `listServerGroups()`. This command displays only user-expandable server groups.
- Open the `init-info/config-groups.xml` file of the domain. Server group names are defined by the `name` attribute of each `<server group>` element in this file.

The following WLST example shows you how to create a new startup group called XYZ-MGD-SVRS based on server group JRF-MAN-SVR, add a server to the group, and view and adjust the settings for the new group.

### Example 1-1 Creating and Modifying a Startup Group

```
# Create a new startup group called XYZ-MGD-SVRS based on the startup settings
# for server group JRF-MAN-SVR
addStartupGroup('XYZ-MGD-SRVS', 'JRF-MAN-SVR')

# Set the startup group for my_server1 to XYZ-MGD-SRVS
setStartupGroup('my_server1', 'XYZ-MGD-SRVS')
# select the XYZ-MGD-SRVS startup group for modification
cd('/StartupGroupConfig/XYZ-MGD-SRVS')
```

```
# display the setting for MaxHeapSize
get('MaxHeapSize')
'1024'
# change the setting for MaxHeapSize
set('MaxHeapSize', '1536')

# get Java system properties for a startup group as a Python dictionary
dictionary = get('SystemProperties')

# set Java system properties for a startup group
dictionary['key.1'] = 'value.1'
dictionary['key.2'] = 'value.2'
set('SystemProperties',dictionary)

# get Java environment settings for a startup group as a Python dictionary
dictionary = get('EnvVars')

# set Java system properties for a startup group
dictionary['env.1'] = 'value.1'
dictionary['env.2'] = 'value.2'
set('EnvVars',dictionary)
```

 **Note:**

The `set('EnvVars', {})` command resets all customizations and reverts the environment variables for the startup group to the settings derived from the server groups that are associated with the startup group.

# 2

## WebLogic Server Templates

The WebLogic domain templates are provided with your WebLogic Server installation. You can create or extend domains by selecting these templates on the Templates screen of the Oracle Fusion Middleware Configuration Wizard or by using WLST.

**Table 2-1 Oracle WebLogic Server and Workshop for WebLogic Templates**

Template	Description
<a href="#">Basic WebLogic Server Domain Template</a>	Creates a base WebLogic Server domain.
<a href="#">WebLogic Server Starter Domain Template</a>	Creates a WebLogic Server starter domain.
<a href="#">WebLogic Advanced Web Services for JAX-RPC Extension Template</a>	Extends an existing WebLogic Server domain to add functionality required for advanced JAX-RPC Web services, including Web services reliable messaging, buffering, and JMS transport.
<a href="#">WebLogic Advanced Web Services for JAX-WS Extension Template</a>	Extends a domain to add functional required for advanced Web services, including asynchronous messaging, Web services reliable messaging, message buffering, Web services atomic transactions, and security by using WS-SecureConversation.
<a href="#">WebLogic JAX-WS SOAP/JMS Extension Template</a>	Extends a domain to include the resources required to use SOAP over JMS transport for JAX-WS Web services.
<a href="#">Avitek Medical Records Sample Domain Template</a>	Extends the Basic WebLogic Server domain to create the Avitek Medical Records sample domain. This domain is a WebLogic Server sample application suite that demonstrates all aspects of the J2EE platform.
<a href="#">Avitek Medical Records Sample Domain Template (Spring Version)</a>	Extends the Basic WebLogic Server domain to create the Avitek Medical Records sample domain for Spring. This domain is a WebLogic Server sample application suite that demonstrates all aspects of the J2EE platform.
<a href="#">WebLogic Server Default Domain Extension Template</a>	Extends the Basic WebLogic Server domain with a web application designed to guide new users through an introduction to WebLogic Server. When you run the web application, you can review informative content on various topics, including highlights of WebLogic Server functionality. From the web application, you can also run several preconfigured, precompiled examples. Resources from this extension template are required for a WebLogic Server Examples domain.
<a href="#">WebLogic Server Examples Extension Template</a>	Extends the WebLogic Server domain containing resources from the base WebLogic Server domain template and the WebLogic Server Default Domain extension template to create a complete WebLogic Server Examples domain. The WebLogic Server Examples domain contains a collection of examples that illustrate best practices for coding individual J2EE and WebLogic Server APIs.



- [Basic WebLogic Server Domain Template](#)  
This template helps you configure resources such as Administration Server and Security realm at the time of creating a domain.
- [WebLogic Server Starter Domain Template](#)  
This template helps you configure resources and services such as Administration Server, Security realm, and Application Deployments at the time of creating a domain.
- [WebLogic Advanced Web Services for JAX-RPC Extension Template](#)  
When you use the Configuration Wizard or WLST, this template helps you include the resources required for advanced JAX-RPC Web services.
- [WebLogic Advanced Web Services for JAX-WS Extension Template](#)  
This template automatically configures the resources required to support the advanced Web services features.
- [WebLogic JAX-WS SOAP/JMS Extension Template](#)  
When you use the Configuration Wizard or WLST, this template helps you include the resources required to use SOAP over JMS transport for JAX-WS Web services.
- [Avitek Medical Records Sample Domain Template](#)  
When you use the Configuration Wizard or WLST, this template helps you to extend a base WebLogic Server domain to create an Avitek Medical Records Sample domain.
- [Avitek Medical Records Sample Domain Template \(Spring Version\)](#)  
When you use the Configuration Wizard or WLST, this template helps you easily extend a base WebLogic Server domain to create an Avitek Medical Records Sample domain in the Spring version.
- [WebLogic Server Default Domain Extension Template](#)  
When you use the Configuration Wizard or WLST, this template helps you extend a base WebLogic Server domain to include resources required for a default WebLogic Server domain.
- [WebLogic Server Examples Extension Template](#)  
When you use the Configuration Wizard or WLST, this template helps you easily extend a base WebLogic Server domain to create a WebLogic Server Examples domain.

## Basic WebLogic Server Domain Template

This template helps you configure resources such as Administration Server and Security realm at the time of creating a domain.

Your product installation provides one predefined Basic WebLogic Server domain template. All other predefined templates are extension templates that you may use to add resources, services, and applications to a Basic WebLogic Server domain.

- [Template Details](#)
- [Resources and Services Configured in a Basic WebLogic Server Domain](#)

### Template Details

The following table provides basic information about the Basic WebLogic Server Domain template. The template name is the name of the template as shown in the prod-

uct list in the *Select Domain Source* and *Select Extension Source* screens of the Configuration Wizard.

**Table 2-2 Basic WebLogic Server Domain Template Information**

Template Detail	Information
Template type	Domain
Category	Oracle WebLogic Server and Coherence
Template name	Basic WebLogic Server Domain
Template JAR file and location	<i>WL_HOME</i> /common/templates/wls/wls.jar
Template dependencies	None

## Resources and Services Configured in a Basic WebLogic Server Domain

The following table identifies the resources and services configured in a domain created with the Basic WebLogic Server Domain template.

**Table 2-3 Resources Configured in a Basic WebLogic Server Domain**

Resource Type	Name	Notes
Administration Server	AdminServer	<p>The default configuration for the Administration Server is as follows:</p> <ul style="list-style-type: none"> <li>• Listen address: All Local Addresses</li> <li>• Listen port: 7001</li> <li>• SSL is disabled</li> </ul> <p>When you use the Configuration Wizard or WLST Offline to create a domain, and if you want the Administration Server name to be different from the default name, AdminServer, you must configure the name manually. You cannot change the name when you apply an extension template.</p> <p>For information about customizing the Administration Server name while creating a domain with the Configuration Wizard, see <i>Creating a WebLogic Domain in Creating WebLogic Domains Using the Configuration Wizard</i>.</p> <p>For information about customizing the Administration Server name while creating a domain with WLST Offline, see <i>Creating WebLogic Domains Using WLST Offline in Understanding the WebLogic Scripting Tool</i>.</p> <p>The following sample WLST Offline code snippet shows you how to change the default Administration Server name, AdminServer, to MedRecServer.</p> <pre>#----- ---# Read the Basic WebLogic Server Domain template readTemplate('d:/MW_HOME/wlserv- er/common/templates/wls/wls.jar') #Change the Administration Serv- er name. cd('Servers/AdminServer') set('Name', 'MedRecServer') #----- ---</pre>
Security realm	myrealm	<p>This realm is the default (active) WebLogic Server security realm. The administration user account, weblogic, is configured in this security realm, as well as in all the default groups and roles.</p>

# WebLogic Server Starter Domain Template

This template helps you configure resources and services such as Administration Server, Security realm, and Application Deployments at the time of creating a domain.

Your product installation also provides one predefined WebLogic Server domain template. This template contains the default domain configuration settings and an application that provides a Welcome page to help you get started.

- [Template Details](#)
- [Resources and Services Configured in a WebLogic Server Starter Domain](#)

## Template Details

The following table provides basic information about the WebLogic Server Starter Domain template.

**Table 2-4 WebLogic Server Starter Domain Template Information**

Template Detail	Information
Template type	Domain
Template name in the Configuration Wizard	This template is not available from the list of products in the Configuration Wizard. You can select it only by using the <b>Browse</b> option on the Select Domain Source or Select Extension Source screens, and navigating to the JAR file location.
Template JAR file and location	<i>WL_HOME</i> /common/templates/wls/wls_starter.jar
Template dependencies	Base WebLogic Server domain template

## Resources and Services Configured in a WebLogic Server Starter Domain

The following table identifies the resources and services configured in a domain created with the Basic WebLogic Server Starter Domain template.

**Table 2-5 Resources Configured in a WebLogic Server Starter Domain**

Resource Type	Name	Notes
Administration Server	AdminServer	<p>The default configuration for the Administration Server is as follows:</p> <ul style="list-style-type: none"> <li>• Listen address: All Local Addresses</li> <li>• Listen port: 7001</li> <li>• SSL is disabled</li> </ul> <p>When you use the Configuration Wizard or WLST Offline to create a domain, and if you want the Administration Server name to be different from the default name, AdminServer, you must configure the name manually. You cannot change the name later when you apply an extension template.</p> <p>For information about customizing the Administration Server name while creating a domain with the Configuration Wizard, see "Creating WebLogic Domains" <i>Creating WebLogic Domains Using the Configuration Wizard</i>.</p> <p>For information about customizing the Administration Server name while creating a domain with WLST Offline, see <i>Creating WebLogic Domains Using WLST Offline in Understanding the WebLogic Scripting Tool</i>.</p> <p>The following sample WLST Offline code snippet shows how to change the default Administration Server name, AdminServer, to MedRecServer.</p> <pre>#----- ---# Read the Basic WebLogic Server Domain template readTemplate('d:/MW_HOME/wlserv- er/common/templates/wls/wls.jar') #Change the Administration Serv- er name. cd('Servers/AdminServer') set('Name', 'MedRecServer') #----- ---</pre>
Security realm	myrealm	The default (active) WebLogic Server security realm.
Application deployments	wl_starter	A sample Web application deployed to the starter domain.

# WebLogic Advanced Web Services for JAX-RPC Extension Template

When you use the Configuration Wizard or WLST, this template helps you include the resources required for advanced JAX-RPC Web services.

You accomplish this task by adding the resources and services provided in the WebLogic Advanced Web Services for JAX-RPC extension template to a base WebLogic Server domain.

- [Template Details](#)
- [Resources and Services Configured](#)

## Template Details

The following table provides basic information about the WebLogic Advanced Web Services for JAX-RPC extension template.

**Table 2-6 WebLogic Advanced Web Services for JAX-RPC Extension Template Information**

Template Detail	Information
Template type	Extension
Category	Oracle WebLogic Server and Coherence
Template name and version	WebLogic Advanced Web Services for JAX-RPC Extension - 12.2.1.4.0
Template dependencies	Base WebLogic Server domain template
Template JAR file and location	<code>ORACLE_HOME/oracle_common/common/templates/wls/oracle.wls-webservice-template.jar</code>

## Resources and Services Configured

The following table identifies the resources and services configured in a domain extended with the WebLogic Advanced Web Services for JAX-RPC extension template.

Table 2-7 Resources Configured in a WebLogic Advanced Web Services for JAX-RPC Domain

Resource Type	Name	Extension Result
Administration Server	AdminServer	<p>Uses the Administration Server provided in the Basic WebLogic Server domain. The default name is AdminServer, unless changed during domain creation. The Administration Server referenced in this extension template is cgServer.</p> <p>The default configuration for the Administration Server is as follows:</p> <ul style="list-style-type: none"> <li>• Listen address: All Local Addresses</li> <li>• Listen port: 7001</li> <li>• SSL is enabled</li> <li>• SSL listen port: 7002</li> </ul> <p>For information about naming the Administration Server during domain creation, see <a href="#">Resources and Services Configured in a Basic WebLogic Server Domain</a>.</p>
Security realm	myrealm	Uses the default security realm provided by the Basic WebLogic Server domain.
File store	WseeFileStore	Adds the file store to be used as the persistent store for the WseeJmsServer JMS server. This file store is targeted to the Administration Server.
SAF agent	ReliableWseeSAFAgent	Adds this store-and-forward agent, which uses the WseeFileStore, and targets it to the Administration Server. The SAF agent controls receipt and handling of reliable messages.
JMS queues	WseeMessageQueue	Adds the JMS queue to the JMS server and WseeJmsServer. The queues are located in JMSModules/module name, which are located in WseeJMSModule.
JMS queues	WseeCallbackQueue	Adds the JMS queue to the JMS server <i>WseeJmsServer</i> .
JMS Server	WseeJmsServer	Adds the JMS server as a system resource and targets it to the Administration Server <i>AdminServer</i> .
Work Manager	weblogic.wsee.mdb.DispatchPolicy	Add this Work Manager and targets it to the Administration Server <i>AdminServer</i> .

# WebLogic Advanced Web Services for JAX-WS Extension Template

This template automatically configures the resources required to support the advanced Web services features.

The following advanced Web services features are supported:

- Web services atomic transactions
- Security using WS-SecureConversation

 **Note:**

Each of the two Advanced Web Services templates can be used individually or together in a domain. If, however, you apply this template to the same domain to which you applied the WebLogic Advanced Web Services extension template, you must apply the Advanced Web Services template before you apply the Advanced Web Services for JAX-WS template.

For more information, see *Configuring Your Domain for Advanced Web Services Features* in *Developing JAX-WS Web Services for Oracle WebLogic Server*.

- [Template Details](#)
- [Resources and Services Configured](#)

## Template Details

The following table provides basic information about the WebLogic Advanced Web Services for JAX-WS extension template.

**Table 2-8 WebLogic Advanced Web Services for JAX-WS Extension Template Details**

Template Detail	Information
Template type	Extension
Category	Oracle WebLogic Server and Coherence
Template name and version	WebLogic Advanced Web Services for JAX-WS Extension - 12.2.1.4.0
Template dependencies	<ul style="list-style-type: none"><li>• Base WebLogic Server domain template</li><li>• Web Services State Management Memory Provider template</li></ul>
Template JAR file and location	<code>ORACLE_HOME/oracle_common/common/templates/wls/oracle.wls-webservice-jaxws-template.jar</code>



## Resources and Services Configured

The following table identifies the resources and services configured in a domain extended with the WebLogic Advanced Web Services for JAX-WS extension template.

**Table 2-9 Resources Configured in a WebLogic Advanced Web Services for JAX-WS Domain**

Resource Type	Name	Extension Result
Administration Server	AdminServer	<p>Uses the Administration Server provided in the Basic WebLogic Server domain. The default name is AdminServer, unless changed during domain creation. The Administration Server referenced in this extension template is cgServer.</p> <p>The default configuration for the Administration Server is as follows:</p> <ul style="list-style-type: none"> <li>• Listen address: All Local Addresses</li> <li>• Listen port: 7001</li> <li>• SSL is enabled</li> <li>• SSL listen port: 7002</li> </ul> <p>For information about naming the Administration Server during domain creation, see <a href="#">Resources and Services Configured in a Basic WebLogic Server Domain</a>.</p>
Security realm	myrealm	Uses the default security realm provided by the Basic WebLogic Server domain.
JMS Server	WseeJaxwsJmsServer	Adds the JMS server as a system resource and targets it to the Administration Server.
Work Manager	weblogic.wsee.jaxws.mdb.DispatchPolicy	Adds this Work Manager and targets it to the Administration Server. The Work Manager defines the thread pool resources.
File store	WseeJaxwsFileStore	Adds the file store to be used as the persistent store for the WseeJaxwsJmsServer JMS server. This file store is targeted to the Administration Server.

**Table 2-9 (Cont.) Resources Configured in a WebLogic Advanced Web Services for JAX-WS Domain**

Resource Type	Name	Extension Result
JMS system resource	WseeJaxwsJmsModule	Defines a distributed destination for the cluster. All associated targets are used to support JAX-WS Web services. The subdeployment name is WseeJaxwsJmsServerSub.
		<div style="border-left: 2px solid #0070C0; border-right: 2px solid #0070C0; border-bottom: 2px solid #0070C0; padding: 10px; margin: 10px 0;"> <p> <b>Note:</b></p> <p>By default, a weighted distributed destination (WDD) is configured. In a clustered environment, Oracle strongly recommends that you upgrade the destination to a uniform distributed destination (UDD).</p> </div>
SAF Agent	ReliableWseeJaxwsSAFAgent	Adds this store-and-forward agent, which uses the WseeJaxwsFileStore, and targets it to the Administration Server. The SAF agent controls receipt and handling of reliable messages.

**Table 2-9 (Cont.) Resources Configured in a WebLogic Advanced Web Services for JAX-WS Domain**

Resource Type	Name	Extension Result
JMS queues	weblogic.wsee.BufferedRequestQueue	Adds these JMS queues to the JMS server, and targets them to Wsee-JaxwsJmsServer.
	weblogic.wsee.BufferedRequestErrorQueue	These queues are reserved for future use.
	weblogic.wsee.BufferedResponseQueue	
	weblogic.wsee.BufferedResponseErrorQueue	

## WebLogic JAX-WS SOAP/JMS Extension Template

When you use the Configuration Wizard or WLST, this template helps you include the resources required to use SOAP over JMS transport for JAX-WS Web services.

You accomplish this task by adding the resources and services provided in the WebLogic Advanced Web Services extension template to a base WebLogic Server domain.

- [Template Details](#)
- [Resources and Services Configured](#)

### Template Details

The following table provides basic information about the WebLogic JAX-WS SOAP/JMS extension template.

**Table 2-10 WebLogic JAX-WS SOAP/JMS Extension Template Details**

Template Detail	Information
Template type	Extension
Category	Oracle WebLogic Server and Coherence
Template name and version	WebLogic JAX-WS SOAP/JMS Extension - 12.2.1.4.0
Template dependencies	Base WebLogic Server domain template
Template JAR file and location	<code>ORACLE_HOME/oracle_common/common/templates/wls/oracle.wls-webservice-soapjms-template.jar</code>

### Resources and Services Configured

The following table identifies the resources and services configured in a domain extended with the WebLogic JAX-WS SOAP/JMS extension template.

**Table 2-11 Resources Configured in a WebLogic JAX-WS SOAP/JMS Domain**

Resource Type	Name	Extension Result
JMS Server	WseeSoapjmsJmsServer	JMS server management container.
File store	WseeSoapjmsFileStore	File store, or physical store, used by the WebLogic Server to handle the I/O operations to save and retrieve data from the physical storage such as file, DBMS, and so on.
JMS module	WseeSoapjmsJmsModule	JMS module that defines the JMS resources needed for SOAP over JMS transport.
JMS subdeployment	WseeSoapjmsJmsServerSub	JMS subdeployment for targeting the JMS resources to the Wsee-SoapJmsServer.
JMS Connection Factory	com.oracle.webservices.api.jms.ConnectionFactory	Default JMS connection factory used to create connections for SOAP over JMS transport.
JMS queues	com.oracle.webservices.api.jms.RequestQueue	Default JMS request queue.
JMS queue	com.oracle.webservices.api.jms.ResponseQueue	Default JMS response queue.
JMS queue	com.oracle.webservices.api.jms.ErrorQueue	Default JMS error queue.

## Avitek Medical Records Sample Domain Template

When you use the Configuration Wizard or WLST, this template helps you to extend a base WebLogic Server domain to create an Avitek Medical Records Sample domain.

You accomplish this task by adding the resources and services provided in the Avitek Medical Records Sample domain extension template to a base WebLogic Server domain.

For more information about the Avitek Medical Records sample application, see Sample Application and Code Examples in *Understanding Oracle WebLogic Server*.

- [Template Details](#)
- [Resources and Services Configured](#)

### Template Details

The following table provides basic information about the Avitek Medical Records Sample domain extension template.

**Table 2-12 Avitek Medical Records Sample Domain Information**

Template Detail	Information
Template type	Extension

**Table 2-12 (Cont.) Avitek Medical Records Sample Domain Information**

Template Detail	Information
Template name in the Configuration Wizard	This template is not available from the list of products in the Configuration Wizard. You can select it only by using the <b>Browse</b> option on the Select Domain Source or Select Extension Source screens, and navigating to the JAR file location.
Template JAR file and location	<i>WL_HOME</i> /common/templates/wls/medrec.jar
Template dependencies	Basic WebLogic Server Domain template

## Resources and Services Configured

The following table identifies the resources and services configured in a domain that is extended with the Avitek Medical Records Sample extension template.

A Work Manager service (weblogic.wsee.mdb.DispatchPolicy) is also available, but it is not targeted to the Administration Server.

**Table 2-13 Resources Configured in an Avitek Medical Records Domain**

Resource Type	Name	Extension Result
Administration Server	AdminServer	<p>Uses the Administration Server provided in the Base WebLogic Server domain. The default name is AdminServer, unless changed during domain creation. The Administration Server is referenced in the template as @SERVER_NAME, and appears as AdminServer in the WebLogic Server Administration Console.</p> <p>The default configuration for the Administration Server is as follows:</p> <ul style="list-style-type: none"> <li>• Listen address: All Local Addresses</li> <li>• Listen port: 7001</li> <li>• SSL is enabled</li> <li>• SSL port: 7002</li> </ul> <p>For information about naming the Administration Server during domain creation, see <a href="#">Resources and Services Configured in a Basic WebLogic Server Domain</a>.</p>

**Table 2-13 (Cont.) Resources Configured in an Avitek Medical Records Domain**

Resource Type	Name	Extension Result
Security realm	myrealm	Uses the default security realm provided in the Basic WebLogic Server domain.
Application deployments	medrec	Adds the sample medrec Enterprise application and targets it to the Administration Server.
Application deployments	physician	Adds the sample physician Enterprise application and targets it to the Administration Server.
Application deployment	chat	Adds the chat Web application, which is used for conversation between the patient and physician, and targets it to the Administration Server.
Application deployments	browser-starter	Adds the browser-starter Web application and targets it to the Administration Server.
Application deployment	SamplesSearchWebApp	Adds a sample search application and targets it to the Administration Server.
Mail Session	mail/MedRecMailSession	Adds this mail session.
JDBC Data Source	MedRecGlobalDataSourceXA	Identifies the JDBC data source as a MedRecGlobalDataSourceXA system resource.
JDBC Data Source	BatchDS	Defines a JDBC data source called BatchDS. This data source is a two-phase commit XA data source with JNDI name jndi/batchDS.
JMS System Resources	MedRec-jms	Adds the JMS servers, connection factories, and queues to be used as JMS system resources, and targets the resources to the Administration Server.
JMS Server	MedRecJMSServer	Adds the JMS server as a MedRec-jms system resource and targets it to the Administration Server
Work Manager	weblogic.wsee.mdb.DispatchPolicy	Adds this Work Manager and targets it to the Administration Server. The Work Manager defines the thread pool resources.

**Table 2-13 (Cont.) Resources Configured in an Avitek Medical Records Domain**

Resource Type	Name	Extension Result
WLDF System Resource	MedRecWLDF	Adds the WLDF system resource, WLDF harvester for NewUserCoun' and WLDR instrumentation monitors for Dye Injection, and targets them to the Administration Server.
Connection Factory	MedRecConnectionFactory	Default JMS connection factory used to create connections over JMS transport.
JMS Queues	com.oracle.medrec.jms.PatientNotificationQueue	Adds the JMS queue to the JMS server, MedRecW-seeJMSServer.

## Avitek Medical Records Sample Domain Template (Spring Version)

When you use the Configuration Wizard or WLST, this template helps you easily extend a base WebLogic Server domain to create an Avitek Medical Records Sample domain in the Spring version.

You accomplish this task by adding the resources and services provided in the Avitek Medical Records Sample domain extension template to a base WebLogic Server domain.

For more information about the Avitek Medical Records sample application, see Sample Application and Code Examples in *Understanding Oracle WebLogic Server*.

- [Template Details](#)
- [Resources and Services Configured](#)

### Template Details

The following table provides basic information about the WebLogic Advanced Web Services Extension template. The template name is the name of the template as shown in the product list on the Configuration Wizard Select Domain Source and Select Extension Source screens.

**Table 2-14 Avitek Medical Records Sample Domain (Spring) Information**

Template Detail	Information
Template type	Extension
Template name	This template is not available from the list of products in the Configuration Wizard. You can select it only by using the <b>Browse</b> option on the Select Domain Source or Select Extension Source screens, and navigating to the JAR file location.

**Table 2-14 (Cont.) Avitek Medical Records Sample Domain (Spring) Information**

Template Detail	Information
Template JAR file and location	<i>WL_HOME</i> /common/templates/wls/ medrec_spring.jar
Template dependencies	Basic WebLogic Server Domain template

## Resources and Services Configured

The following table identifies the resources and services configured in a domain extended with the Avitek Medical Records Sample extension template for Spring.

**Table 2-15 Resources Configured in an Avitek Medical Records Domain for Spring**

Resource Type	Name	Extension Result
Administration Server	AdminServer	<p>Uses the Administration Server provided in the base WebLogic Server domain. The default name is AdminServer, unless changed during domain creation. The Administration Server is referenced in the template as @SERVER_NAME, and appears as AdminServer in the WebLogic Server Administration Console.</p> <p>The default configuration for the Administration Server is as follows:</p> <ul style="list-style-type: none"> <li>• Listen address: All Local Addresses</li> <li>• Listen port: 7001</li> <li>• SSL is enabled</li> <li>• SSL port: 7002</li> </ul> <p>For information about naming the Administration Server during domain creation, see <a href="#">Resources and Services Configured in a Basic WebLogic Server Domain</a>.</p>
Security realm	myrealm	Uses the security realm provided in the base WebLogic Server domain.
Application deployments	medrec	Adds the sample medrec Enterprise application and targets it to the MedRecServer.
Application deployments	physician	Adds the sample physician Enterprise application and targets it to the MedRecServer.
Application deployments	browser-starter	Adds the browser-starter Web application and targets it to the MedRecServer.
Application deployment	SamplesSearchWebApp	Adds a sample search application and targets it to the Administration Server.



**Table 2-15 (Cont.) Resources Configured in an Avitek Medical Records Domain for Spring**

Resource Type	Name	Extension Result
Deployed library	jsf#1.2@1.2.9.0	Adds the Java Server Faces Version 1.2 library and targets it to the MedRecServer.
Deployed library	jstl#1.2.@1.2.0.1	Adds the Java standard tagging (JSTL) Version 1.2 library and targets it to the MedRecServer.
Deployed library	weblogic-spring#12.2.1.0.0@12.2.1.0.0	Adds the WebLogic Spring Version 12.2.1 library and targets it to the MedRecServer.
Mail session	mail/MedRecMailSession	Adds this mail session.
JDBC data sources	MedRecGlobalDataSourceXA	Identifies the JDBC data source as a MedRecGlobalDataSourceXA system resource. <ul style="list-style-type: none"> <li>Pool capacity (initial): 2</li> <li>Pool capacity (maximum): 10</li> <li>Protocol: Two Phase Commit</li> </ul>
JMS system resources	MedRec-jms	Adds the JMS servers, connection factories, and queues to be used as JMS system resources, and targets the resources to the MedRecServer.
JMS Servers	MedRecJMSServer	Adds the JMS server as a MedRec-jms system resource and targets it to the MedRecServer.
Work Manager	weblogic.wsee.mdb.DispatchPolicy	Adds this Work Manager and targets it to the Administration Server. The Work Manager defines the thread pool resources.
WLDF system resource	MedRecWLDF	Adds this WLDF system resource, and targets it to the MedRecServer. The WLDF resource defines an instrumentation monitor for dye injection, and a harvester metric ( <code>com.oracle.medrec.admin.AdminReport</code> ).
SAF Agent	WsrnAgent	Adds this store-and-forward agent, which uses the file store, MedRecWseeFileStore, and targets it to the MedRecServer.
JMS queues	com.oracle.medrec.jms.RecordToCreateQueue com.oracle.medrec.jms.PatientNotificationQueue weblogic.wsee.DefaultQueue	Adds these JMS queues to the JMS server, MedRecWseeJMSServer.
WLDF system resource	MedRecWLDF	Adds the WLDF system resource, WLDF harvester for NewUserCount and WLDR instrumentation monitors for Dye Injection, and targets them to the Administration Server.

## WebLogic Server Default Domain Extension Template

When you use the Configuration Wizard or WLST, this template helps you extend a base WebLogic Server domain to include resources required for a default WebLogic Server domain.

You accomplish this task by adding the resources and services provided in the WebLogic Server Default Domain extension template to a base WebLogic Server domain.

For more information about the samples that are supported in the WebLogic Server Examples domain, see Sample Application and Code Examples in *Understanding Oracle WebLogic Server*.

- [Template Details](#)
- [Resources and Services Configured](#)

### Template Details

The following table provides basic information about the WebLogic Server Default Domain Extension template.

Template Dependencies lists all templates that provide resources required by the WebLogic Server Default Domain extension template.

**Table 2-16 WebLogic Server Default Domain Information**

Template Detail	Information
Template type	Extension
Template name in the Configuration Wizard	This template is not available from the list of products in the Configuration Wizard. You can select it only by using the <b>Browse</b> option on the Select Domain Source or Select Extension Source screens, and navigating to the JAR file location.
Template JAR file and location	<code>WL_HOME/common/templates/wls/wls_default.jar</code>
Template dependencies	Basic WebLogic Server Domain template

### Resources and Services Configured

The following table identifies the resources and services configured in a domain extended with the WebLogic Server Default Domain extension template.

Table 2-17 Resources Configured in a WebLogic Server Default Domain

Resource Type	Name	Extension Result
Administration Server	AdminServer	<p>Uses the Administration Server provided in the base WebLogic Server domain. The default name is AdminServer, unless changed during domain creation. The Administration Server is referenced in the template as @SERVER_NAME, and appears as AdminServer in the WebLogic Server Administration Console.</p> <p>The default configuration for the Administration Server is as follows:</p> <ul style="list-style-type: none"> <li>• Listen address: All Local Addresses</li> <li>• Listen port: 7001</li> <li>• SSL is disabled</li> </ul> <p>For information about naming the Administration Server during domain creation, see <a href="#">Resources and Services Configured in a Basic WebLogic Server Domain</a>.</p>
Security realm	myrealm	Uses the security realm provided by the base WebLogic Server domain.
Application deployment	SamplesSearchWebApp	Adds the SamplesSearchWebApp application and targets it to the examplesServer Administration Server.
Application deployment	mainWebApp	Adds the mainWebApp application and targets it to the examplesServer Administration Server.
Application deployment	examplesWebApp	Adds the examplesWebApp application and targets it to the examplesServer Administration Server.
Application deployment	entityBeanValidation	Adds the entityBeanValidation application and targets it to the examplesServer Administration Server.
Application deployment	jsfBeanValidation	Adds the jsfBeanValidation application and targets it to the examplesServer Administration Server.
Application deployment	cdi	Adds the cdi application and targets it to the examplesServer Administration Server.
Application deployment	asyncMethodOfEJB	Adds the asyncMethodOfEJB Enterprise application and targets it to the examplesServer Administration Server.
Application deployment	calendarStyledTimer	Adds the calendarStyledTimer application and targets it to the examplesServer Administration Server.

**Table 2-17 (Cont.) Resources Configured in a WebLogic Server Default Domain**

Resource Type	Name	Extension Result
Application deployment	noInterfaceViewInWAR	Adds the noInterfaceViewInWAR application and targets it to the examplesServer Administration Server.
Application deployment	portableGlobalJNDIName	Adds the portableGlobalJNDIName application and targets it to the examplesServer Administration Server.
Application deployment	singletonBean	Adds the singletonBean application and targets it to the examplesServer Administration Server.
Application deployment	jaxrs	Adds the jaxrs application and targets it to the examplesServer Administration Server.
Application deployment	stockAdapter	Adds the stockAdapter application and targets it to the examplesServer Administration Server.
Application deployment	stockFrontEnd	Adds the stockFrontEnd application and targets it to the examplesServer Administration Server.
Application deployment	stockBackEnd	Adds the stockBackEnd application and targets it to the examplesServer Administration Server.
Application deployment	jdbcDataSource.war	Adds the jdbcDataSource.war application and targets it to the examplesServer Administration Server.
Application deployment	criteriaQuery	Adds the criteriaQuery application and targets it to the examplesServer Administration Server.
Application deployment	elementCollection	Adds the elementCollection application and targets it to the examplesServer Administration Server.
Application deployment	ajaxJSF	Adds the ajaxJSF application and targets it to the examplesServer Administration Server.
Application deployment	bookmarkingJSF	Adds the bookmarkingJSF application and targets it to the examplesServer Administration Server.
Application deployment	faceletsJSF	Adds the faceletsJSF application and targets it to the examplesServer Administration Server.
Application deployment	annotation	Adds the annotation application and targets it to the examplesServer Administration Server.
Application deployment	asyncServlet30	Adds the asyncServlet30 application and targets it to the examplesServer Administration Server.
Application deployment	programmaticSecurity	Adds the programmaticSecurity application and targets it to the examplesServer Administration Server.

Table 2-17 (Cont.) Resources Configured in a WebLogic Server Default Domain

Resource Type	Name	Extension Result
Application deployment	multipartFileHandling	Adds the multipartFileHandling application and targets it to the examplesServer Administration Server.
Application deployment	webFragment	Adds the webFragment application and targets it to the examplesServer Administration Server.
Application deployment	sample-echo	Adds the sample-echo application and targets it to the examplesServer Administration Server.
Application deployment	sample-cdi	Adds the sample-cdi application and targets it to the examplesServer Administration Server.
Application deployment	sample-auction	Adds the sample-auction application and targets it to the examplesServer Administration Server.
Application deployment	message-board	Adds the message-board application and targets it to the examplesServer Administration Server.
Application deployment	jaxrs-async	Adds the jaxrs-async application and targets it to the examplesServer Administration Server.
Application deployment	jaxrs-provider	Adds the jaxrs-provider application and targets it to the examplesServer Administration Server.
Application deployment	jaxrs-sse	Adds the jaxrs-sse application and targets it to the examplesServer Administration Server.
JDBC system resource	examples-demo	Identifies this JDBC data source, which has the following configuration: <ul style="list-style-type: none"> <li>• JNDI name: examples-data-Source-demoPool</li> <li>• Global transaction protocol: Two-Phase Commit</li> </ul> The connection pool settings are: <ul style="list-style-type: none"> <li>• Initial capacity: 1</li> <li>• Maximum capacity: 10</li> </ul>
JDBC system resource	examples-demoXA	Identifies this JDBC data source, which has the following configuration: <ul style="list-style-type: none"> <li>• JNDI Name: examples-data-Source-demoXAPool</li> <li>• Global transaction protocol: Two-Phase Commit</li> </ul> The connection pool settings are: <ul style="list-style-type: none"> <li>• Initial capacity: 2</li> <li>• Maximum capacity: 10</li> </ul>

**Table 2-17 (Cont.) Resources Configured in a WebLogic Server Default Domain**

Resource Type	Name	Extension Result
Deployed library	jax-rs	Adds the jax-rs library dependency to this domain.

## WebLogic Server Examples Extension Template

When you use the Configuration Wizard or WLST, this template helps you easily extend a base WebLogic Server domain to create a WebLogic Server Examples domain.

You accomplish this task by adding the resources and services provided in WebLogic Server Examples extension template to a base WebLogic Server domain.

For more information about the samples that are supported in the WebLogic Server Examples domain, see Sample Application and Code Examples in *Understanding Oracle WebLogic Server*.

- [Template Details](#)
- [Resources and Services Configured](#)

### Template Details

The following table provides basic information about the WebLogic Server Default Domain Extension template.

Template Dependencies lists all templates that provide resources required by the WebLogic Server Examples extension template, in the order in which they must be configured in the domain.

**Table 2-18 WebLogic Server Examples Extension Information**

Template Detail	Information
Template type	Extension
Template name in the Configuration Wizard	This template is not available from the list of products in the Configuration Wizard. You can select it only by using the <b>Browse</b> option on the Select Domain Source or Select Extension Source screens, and navigating to the JAR file location.
Template JAR file and location	<code>WL_HOME/common/templates/wls/wls_examples.jar</code>
Template dependencies	Basic WebLogic Server Domain template

### Resources and Services Configured

In addition to the resources configured by the WebLogic Server Default Domain extension template (see [Table 2-17](#)), the WebLogic Server Examples extension template configures the resources and services listed in the following table.

**Table 2-19 Additional Resources Configured by the WebLogic Server Examples Domain**

Resource Type	Name	Notes
Administration Server	AdminServer	<p>Uses the Administration Server provided in the Basic WebLogic Server domain. The default name is AdminServer, unless changed during domain creation. The Administration Server is referenced in the template as @SERVER_NAME, and appears as AdminServer in the WebLogic Server Administration Console.</p> <p>The default configuration for the Administration Server is as follows:</p> <ul style="list-style-type: none"> <li>• Listen address: All Local Addresses</li> <li>• Listen port: 7001</li> <li>• SSL is disabled</li> </ul> <p>For information about naming the Administration Server during domain creation, see <a href="#">Resources and Services Configured in a Basic WebLogic Server Domain</a>.</p>
Security realm	myrealm	Uses the security realm provided by the base WebLogic Server domain.
Application deployment	SamplesSearchWebApp	Adds this application and targets it to the Administration Server.
Application deployment	mainWebApp	Adds this application and targets it to the Administration Server.
Application deployment	examplesWebApp	Adds this application and targets it to the Administration Server.
Application deployment	sample-echo	Adds this application and targets it to the Administration Server.
Application deployment	sample-cdi	Adds this application and targets it to the Administration Server.
Application deployment	sample-auction	Adds this application and targets it to the Administration Server.
Application deployment	message-board	Adds this application and targets it to the Administration Server.
Application deployment	jaxrs-async	Adds this application and targets it to the Administration Server.
Application Deployment	jaxrs-provider	Adds this application and targets it to the Administration Server.
Application deployment	jaxrs-sse	Adds this application and targets it to the Administration Server.
Application deployment	batch10-joboperator	Adds this application and targets it to the Administration Server.
Application deployment	batch10-partition	Adds this application and targets it to the Administration Server.

**Table 2-19 (Cont.) Additional Resources Configured by the WebLogic Server Examples Domain**

Resource Type	Name	Notes
Application deployment	cdi11-event	Adds this application and targets it to the Administration Server.
Application deployment	cdi11-transactional	Adds this application and targets it to the Administration Server.
Application deployment	cdi11-transaction-scoped	Adds this application and targets it to the Administration Server.
Application deployment	concurrency10-executor	Adds this application and targets it to the Administration Server.
Application deployment	concurrency10-schedule	Adds this application and targets it to the Administration Server.
Application deployment	concurrency10-threads	Adds this application and targets it to the Administration Server.
Application deployment	concurrency10-dynamicproxy	Adds this application and targets it to the Administration Server.
Application deployment	ejb32-lifecycle	Adds this application and targets it to the Administration Server.
Application deployment	ejb32-connector	Adds this application and targets it to the Administration Server.
Application deployment	ejb32-mdb	Adds this application and targets it to the Administration Server.
Application deployment	mailconnector	Adds this application and targets it to the Administration Server.
Application deployment	jsf22-contracts	Adds this application and targets it to the Administration Server.
Application deployment	jsf22-fileupload	Adds this application and targets it to the Administration Server.
Application deployment	jsf22-flows	Adds this application and targets it to the Administration Server.
Application deployment	jsf22-html5	Adds this application and targets it to the Administration Server.
Application deployment	jsonp-jaxrs	Adds this application and targets it to the Administration Server.
Application deployment	servlet31-httpupgrade	Adds this application and targets it to the Administration Server.
Application deployment	servlet31-nonblockread	Adds this application and targets it to the Administration Server.
Application deployment	servlet31-nonblockwrite	Adds this application and targets it to the Administration Server.
Application deployment	servlet31-sessionidchange	Adds this application and targets it to the Administration Server.
Application deployment	servlet31-uncoveredhttpmethod	Adds this application and targets it to the Administration Server.
Application deployment	beanvalidation11-cdi	Adds this application and targets it to the Administration Server.



**Table 2-19 (Cont.) Additional Resources Configured by the WebLogic Server Examples Domain**

Resource Type	Name	Notes
Application deployment	jms-ejb	Adds this application and targets it to the Administration Server.
Application deployment	jms-servlet	Adds this application and targets it to the Administration Server.
JDBC system resource	examples-demo	Identifies this JDBC data source, which has the following configuration: <ul style="list-style-type: none"> <li>JNDI name: examples-data-Source-demoPool</li> <li>Global transaction protocol: Two-Phase Commit</li> </ul> The database driver is configured as org.apache.derby.jdbc.ClientDriver.
JDBC system resource	examples-demoXA	Identifies this JDBC data source, which has the following configuration: <ul style="list-style-type: none"> <li>JNDI name: examples-data-Source-demoXAPool</li> <li>Global transaction protocol: Two-Phase Commit</li> </ul> The database driver is configured as org.apache.derby.jdbc.ClientXADataSource.
JMS Server	examplesJMSServer	Adds this JMS server as an examples-jms system resource and targets it to the Administration Server, as listed below: <ul style="list-style-type: none"> <li>Persistent Store: exampleJDBCStore</li> <li>JMS Message log file: examplesJMSServer</li> </ul>
JDBC store	exampleJDBCStore	Adds the JDBC store to be used as the persistent store for the examples-demo JDBC data source and the examplesJMSServer JMS server, and targets the store to the examples-Server Administration Server.
JMS system resources	examples-jms	Identifies the JMS servers, connection factories, queues, and topics to be used for JMS system resources.
JDBC system resource	examples-demoXA-2	Identifies this JDBC data source, which is targeted to the Administration Server and has the following configuration: <ul style="list-style-type: none"> <li>Connection pool maximum: 100</li> <li>Global transaction protocol: Two-Phase Commit</li> </ul> This data source is mapped to the examples-multiDataSource-demoXA-Pool multi-data source.

**Table 2-19 (Cont.) Additional Resources Configured by the WebLogic Server Examples Domain**

Resource Type	Name	Notes
JDBC system resource	examples-multiDataSource-demoXA-Pool	Identifies this JDBC multi-data source, which is targeted to the Administration Server. It is configured for failover, and maps to the examples-oracleXA and examples-demoXA-2 data sources.
File store	WseeFileStore	Adds the file store to be used as the persistent store for the WSEEJMS-Server JMS server and the ReliableWseeSAFAgent SAF Agent. This file store is targeted to the examples-Server Administration Server.
JMS Server	WseeJMSServer	Adds this JMS server as an examples-jms system resource and targets it to the Administration Server. This server is configured to use the WSeeFileStore persistent store.
SAF agent	ReliableWseeSAFAgent	Adds this store-and-forward agent, which uses the WseeFileStore file store, and targets it to the Administration Server.
Work Manager	weblogic.wsee.mdb.DispatchPolicy	Adds this Work Manager, but does not target it to any servers.
JMS Connection Factories	exampleTopic exampleTrader weblogic.examples.jms.QueueConnectionFactory weblogic.examples.ejb30.QueueConnectionFactory	Adds these connection factories as examples-jms system resources and targets them to the examplesServer server.
JMS queues	exampleQueue jms/MULTIDATA-SOURCE_MDB_QUEUE weblogic.examples.ejb30.ExampleQueue	Adds these JMS queues to the examplesJMSServer JMS server.
JMS queue	weblogic.wsee.wseeExamplesDestinationQueue WseeBufferedRequestQueue WseeBufferedResponseQueue	Adds these JMS queues to the WseeJMSServer JMS server.
JMS topics	exampleTopic quotes stockTopic	Adds these JMS topics and targets them to the examplesJMSServer JMS server.

# 3

## Fusion Middleware Product Templates

Use the WebLogic domain and extension templates to configure WebLogic domains for various Fusion Middleware product installations. Your product installation includes only those templates that are relevant to your product.

For most of these templates, you can create or extend domains by selecting the template on the Templates screen of the Oracle Fusion Middleware Configuration Wizard. You can also use the WebLogic Scripting Tool (WLST) in offline mode to create or extend domains by using these templates. See [Template Tools](#).

Some templates in this chapter, such as the Oracle JRF template, apply to domains for multiple Fusion Middleware products. Other templates apply only to domains for a single Fusion Middleware product, and are therefore not included with any other Fusion Middleware product installations.

This chapter contains the following sections:

- [About Fusion Middleware Product Template Information](#)  
Each Fusion Middleware template contains different sections. Each section provides specific information about the template.
- [Oracle Infrastructure Templates](#)  
Use this group of templates to add the necessary resources to many of the Fusion Middleware product domains.
- [Oracle Enterprise Manager Templates](#)  
Use this group of templates to add the Enterprise Manager resources to the WebLogic domains for various Fusion Middleware products.
- [Coherence Cluster Extension Template](#)  
This template adds a default Coherence cluster, `defaultCoherenceCluster`, to the WebLogic domain and sets the listen port for the cluster to 8088.
- [Oracle SOA Suite Templates](#)  
This group of templates, except for the Client templates, uses XA for database connectivity and require JMS to be present.
- [Oracle WebCenter Content Templates](#)  
Use this group of templates to extend (add resources to) WebLogic Server domains in which WebCenter Content products are installed.
- [Oracle WebCenter Portal Templates](#)  
This group of templates is used to deploy Oracle WebCenter Portal and the associated libraries and applications in a WebLogic domain.
- [Oracle WebCenter Sites Templates](#)  
Use this group of templates to install WebCenter Sites and other associated applications in a WebLogic domain.
- [Oracle WebCenter Enterprise Capture Template](#)  
This template installs the Oracle WebCenter Enterprise Capture application and its dependent components in a WebLogic domain.

- [Oracle Enterprise Scheduler Service Basic Template](#)  
This template creates a topology of one Managed Server (ess\_server1) and applies the ESS native hosting application, client, and lightweight client to the Managed Server.
- [Oracle WSM Policy Manager Template](#)  
Use this template to deploy and configure the WSM Policy Manager Java EE application in a WebLogic domain.
- [Oracle User Messaging Service Basic Template](#)  
Use the Oracle User Messaging Service (UMS) Basic template to deploy a set of Java EE applications and JMS resources for UMS. The client API is already deployed by the Oracle JRF template. Oracle UMS enables a two-way communication between the users and the deployed applications.
- [Oracle MapViewer Template](#)  
This template deploys the Oracle MapViewer application in a WebLogic domain.
- [Oracle Virtual Assembly Builder Template](#)  
With the expanded domain topology profile, this template provides a domain type that supports the Oracle Virtual Assembly Builder Deployer cluster service. This template allows you to configure an Oracle WebLogic Server cluster and a Coherence cluster, and then target the Oracle WebLogic Server cluster to use the Coherence cluster.
- [Oracle Identity Management Templates](#)  
Use this group of templates to add Oracle Identity Management (IDM) and the other related applications in a WebLogic domain.
- [Oracle Data Integrator Templates](#)  
Use this group of templates to add Oracle Data Integrator (ODI) and other related applications in a WebLogic domain.
- [Oracle Data Service Integrator Templates](#)  
These templates are included when Oracle Data Service Integrator (ODSI) is installed in a WebLogic Server domain.
- [Oracle Enterprise Data Quality Template](#)  
This template is included when you install Oracle Enterprise Data Quality (EDQ).
- [Oracle GoldenGate Templates](#)  
These templates are included when Oracle GoldenGate is installed in a WebLogic domain.
- [Oracle Business Intelligence Templates](#)  
This group of templates is included when you add Oracle Business Intelligence (BI) to a WebLogic domain.
- [Oracle HTTP Server Templates](#)  
The Oracle HTTP Server (OHS) domain templates are extension templates that you can use to add OHS resources and services to a Basic WebLogic Server domain. OHS is the Web server component for Oracle Fusion Middleware.
- [Oracle RAS Session Service Template](#)  
Use this template to configure a domain for applications that use Oracle Database Real Application Security (RAS).
- [Oracle Forms Templates](#)  
These templates are included when you add Oracle Forms application to a WebLogic domain.

- [Oracle Reports Template](#)  
These templates are included when you add Oracle Reports application to a WebLogic domain.
- [Oracle Traffic Director Templates](#)  
These templates are included when you add Oracle Traffic Director (OTD) to a WebLogic domain.

## About Fusion Middleware Product Template Information

Each Fusion Middleware template contains different sections. Each section provides specific information about the template.

The names of the sections and the information they provide are described below:

- **Template type:** A template can be either a *domain* or an *extension* template.  
  
A domain template defines the full set of resources within a WebLogic domain, including the Administration Server, clusters, servers, applications, services, security options, and other options. A given product installation is based on one domain template.  
  
An extension template adds resources, such as applications, libraries, services, and other options, to an existing domain. A given product installation may require one or more extension templates to complete the domain.  
  
A group template is a special XML file that is a collection of template dependencies. It simplifies the process of pulling in multiple dependent templates by the template that requires them.  
  
When you create your product domain by using the Configuration Wizard, you can select the domain and extension templates concurrently for the products that you want to install.
- **Category:** The category in which the template is listed on the Templates screen of the Configuration Wizard.
- **Template name and version:** The template (product) name and template version. If the template is available on the Templates screen of the Configuration Wizard, this name appears as it is listed in the Configuration Wizard.
- **Template dependencies:** Prerequisite templates that provide resources required by the template being described in a given section, in the order in which they must be added to the domain. For more information on template dependencies, see [Template Dependencies](#).
- **Template JAR file and location:** The JAR filename and its location in the Oracle home directory. You need this information only if you plan to use WLST scripts to set up a product domain.
- **Domain Type:** One of the following:
  - **Java Component in a WebLogic Domain:** Installation of these templates is supported in WebLogic domains that were created by using a standard WebLogic Server installation.
  - **System Component in a WebLogic Domain:** System components such as OHS or ODI can be installed either in a standalone environment or colocated with WebLogic Server. Templates of this type can only be used if the system component is colocated with WebLogic Server.

- **System Component in a Standalone Domain:** Templates of this type can only be used if the system component is installed in a standalone environment (one that does not include WebLogic Server).
- **Required Schemas:** A list of the schemas that are required in any domain for which you select the template. These schemas must be included in the database repository that was created for the domain by using RCU.
- **User-Expandable Managed Server Groups:** A list of all user-expandable Managed Server groups that are available on the Managed Servers screen of the Configuration Wizard if you include the template in the domain. See [Application Service Groups, Server Groups, and Application Service Mappings](#).

## Oracle Infrastructure Templates

Use this group of templates to add the necessary resources to many of the Fusion Middleware product domains.

The following templates are described here:



### Note:

The templates described in this section must be used as provided. Do not modify them in any way. Doing so can cause issues in your domain.

- [Oracle JRF Template](#)
- [Oracle Restricted JRF Template](#)
- [Oracle JRF SOAP/JMS Web Services Template](#)
- [Oracle ADF Development Mode Logging](#)
- [Oracle OPSS REST Service Application Template](#)

## Oracle JRF Template

The Oracle Java Required Files (JRF) template configures components that are not included in the WebLogic Server installation. These components provide common functionality for Oracle business applications and application frameworks. The SOA Suite and WebCenter are examples of applications and frameworks that depend on the JRF template.

The JRF template is also used independently to configure domains that contain applications that are developed by using Oracle ADF and other core components.

The following table provides key information about this template.

**Table 3-1 Oracle JRF Template Details**

Template Detail	Information
Template type	Extension
Category	Oracle Fusion Middleware Infrastructure

**Table 3-1 (Cont.) Oracle JRF Template Details**

Template Detail	Information
Template name and version	Oracle JRF - 12.2.1.4.0
Template dependencies	<ul style="list-style-type: none"> <li>• Oracle JRF Base - 12.2.1.4.0</li> <li>• WebLogic Template for JRF Domain - 12.2.1.4.0</li> <li>• Oracle Click History - 12.2.1.4.0</li> <li>• WebLogic Coherence Cluster Extension - 12.2.1.4.0</li> <li>• Oracle WSM Agent - 12.2.1.4.0</li> <li>• Oracle ADF and MDS Extensions for JRF - 12.2.1.4.0</li> <li>• Oracle OPSS Metadata for JRF - 12.2.1.4.0</li> <li>• Oracle User Messaging Service Client Extensions for JRF - 12.2.1.4.0</li> <li>• Common Infrastructure Engineering Runtime - 12.2.1.4.0</li> <li>• Oracle JRF WebServices Core - 12.2.1.4.0</li> <li>• Oracle State Management Memory Provider - 12.2.1.4.0</li> <li>• Oracle WSM Policy Attachment - 12.2.1.4.0</li> <li>• AuthProviders - 12.2.1.4.0</li> </ul>
Template JAR file and location	<i>ORACLE_HOME</i> /oracle_common/common/templates/wls/oracle.jrf_template.jar
Domain type	Java component in a WebLogic domain
Required schemas	<ul style="list-style-type: none"> <li>• Audit Services Append</li> <li>• Audit Services</li> <li>• Audit Services Viewer</li> <li>• Oracle Platform Security Services</li> </ul>
User-expandable Managed Server Groups	JRF-MAN-SVR

## Oracle Restricted JRF Template

The Oracle Restricted JRF template allows you to create a domain in which you can run Enterprise Manager Fusion Middleware Control to manage WebLogic Server resources. It does not support cross-component wiring. Runtime for all components in restricted JRF mode is accomplished without a datasource connection, by using OPSS file persistence. OPSS management is disabled in restricted JRF mode; a restricted OPSS template is automatically applied to the domain for file persistence.

When you create a domain by using this template:

- You cannot migrate the domain to a full JRF domain.
- ADF applications and Oracle Fusion Middleware products such as SOA and WebCenter are not supported in the domain.

**Table 3-2 Oracle Restricted JRF Template**

Template Details	Information
Template type	Extension
Category	Oracle Fusion Middleware Infrastructure
Template name and version	Oracle Restricted JRF - 12.2.1.4.0
Template dependencies	<ul style="list-style-type: none"> <li>• Oracle JRF Based - 12.2.1.4.0</li> <li>• WebLogic Template for JRF Domain - 12.2.1.4.0</li> <li>• Oracle Click History - 12.2.1.4.0</li> <li>• WebLogic Coherence Cluster Extension - 12.2.1.4.0</li> <li>• Oracle WSM Agent for Restricted JRF - 12.2.1.4.0</li> <li>• Oracle ADF and MDS Extensions for JRF - 12.2.1.4.0</li> <li>• Oracle OPSS Metadata for Restricted JRF - 12.2.1.4.0</li> <li>• Oracle User Messaging Service Client Extension - 12.2.1.4.0</li> <li>• Common Infrastructure Engineering Restricted Runtime - 12.2.1.4.0</li> <li>• Oracle JRF WebServices Core - 12.2.1.4.0</li> <li>• Oracle State Management Memory Provider - 12.2.1.4.0</li> </ul>
Template JAR file and location	<i>ORACLE_HOME</i> /oracle_common/common/templates/wls/oracle.jrf_restricted_template.jar
Domain type	Java component in a WebLogic domain
Required schemas	None
User-expandable Managed Server groups	None

## Oracle JRF SOAP/JMS Web Services Template

This template creates JMS queues for JRF SOAP/JMS Web services.

**Table 3-3 Oracle JRF Asynchronous Web Services Template Details**

Template Detail	Information
Template type	Extension
Category	Oracle
Template name and version	Oracle JRF SOAP/JMS Web Services - 12.2.1.4.0
Template dependencies	Oracle JRF - 12.2.1.4.0
Template JAR file and location	<i>ORACLE_HOME</i> /oracle_common/common/templates/wls/oracle.jrf.ws.soapjms_template.jar
Domain type	Java component in a WebLogic domain
Required schemas	None
User-expandable Managed Server groups	None



## Oracle ADF Development Mode Logging

If Oracle JDeveloper is installed, this template is included. It provides development mode logging for Oracle ADF. Fine logging for `oracle.jbo` is exposed.

The following table provides key information about this template.

**Table 3-4 Oracle ADF Development Mode Logging Template Details**

Template Detail	Information
Template type	Extension
Category	Oracle
Template name and version	Oracle ADF Development Mode Logging - 12.2.1.4.0
Template dependencies	None
Template JAR file and location	<code>ORACLE_HOME/jdeveloper/common/templates/jdeveloper/adf.fine.logging.jar</code>
Domain type	Java component in a WebLogic domain
Required schemas	None
User-expandable Managed Server groups	None

## Oracle OPSS REST Service Application Template

This template adds the Oracle OPSS Rest Service application to a domain.

The following table provides key information about this template:

**Table 3-5 Oracle OPSS REST Service Application Template Details**

Template Details	Information
Template type	Extension
Template name and version	Oracle OPSS REST Service Application Template - 12.2.1.4.0
Category	Uncategorized
Template dependencies	None
Template JAR file and location	<code>ORACLE_HOME/oracle_common/common/templates/wls/opss-rest-service-template.jar</code>
Domain type	Java component in a WebLogic domain
User-expandable Managed Server groups	None

## Oracle Enterprise Manager Templates

Use this group of templates to add the Enterprise Manager resources to the WebLogic domains for various Fusion Middleware products.

The following Enterprise Manager templates are available, depending on the Fusion Middleware products that you have installed:

- [Oracle Enterprise Manager Template](#)
- [Oracle Enterprise Manager Restricted JRF Template](#)
- [Oracle Enterprise Manager Plugin for ESS Template](#)
- [Oracle Enterprise Manager Plugin for ODI Template](#)

## Oracle Enterprise Manager Template

The Oracle Enterprise Manager template adds Oracle Enterprise Manager Fusion Middleware Control to your domain. Fusion Middleware Control is a Web browser-based, graphical user interface that you can use to monitor and administer Oracle Fusion Middleware.

Together with the Oracle WebLogic Server Administration Console, Fusion Middleware Control provides tools to help you manage the Oracle Fusion Middleware environment. This includes the Oracle WebLogic Server domain, the Oracle Fusion Middleware components that you have installed and configured, and the applications you deploy.

For information about Oracle Enterprise Manager Fusion Middleware Control, see *Getting Started Using Oracle Enterprise Manager Fusion Middleware Control* in the *Administering Oracle Fusion Middleware*.



### Note:

This template must be used as provided. Do not modify it in any way. Doing so can cause issues in your domain.

The following table provides key information about this template.

**Table 3-6 Oracle Enterprise Manager Template Details**

Template Detail	Information
Template type	Extension
Category	Oracle
Template name and version	Oracle Enterprise Manager - 12.2.1.4.0
Template dependencies	<ul style="list-style-type: none"> <li>• Oracle JRF - 12.2.1.4.0</li> <li>• Oracle WebCenter Composer - 12.2.1.4.0</li> <li>• emasTemplate - 12.2.1.4.0</li> </ul>

**Table 3-6 (Cont.) Oracle Enterprise Manager Template Details**

Template Detail	Information
Template JAR file and location	This template consists of multiple template JAR files. These JAR files are located in the following directory after you install Oracle Fusion Middleware: <i>ORACLE_HOME</i> /em/common/templates/wls The template consists of the following JAR files in the templates directory: <ul style="list-style-type: none"> <li>oracle.em_wls_template.jar</li> <li>oracle.emas_wls_template.jar</li> </ul>
Domain type	Java component in a WebLogic domain
Required schemas	None
User-expandable Managed Server groups	None

## Oracle Enterprise Manager Restricted JRF Template

The Oracle Enterprise Manager Restricted JRF template adds Oracle Enterprise Manager Fusion Middleware Control to your domain. Fusion Middleware Control is a Web browser-based, graphical user interface that you can use to monitor and administer Oracle Fusion Middleware.

This template can be used only with the Oracle Restricted JRF template (see [Oracle Restricted JRF Template](#)); it cannot be used with the Oracle JRF Template.

**Table 3-7 Oracle Restricted JRF Template Details**

Template Details	Information
Template type	Extension
Category	Oracle
Template name and version	Oracle Enterprise Manager Restricted JRF Template - 12.2.1.4.0
Template dependencies	<ul style="list-style-type: none"> <li>Oracle Restricted JRF - 12.2.1.4.0</li> <li>Oracle WebCenter Composer - 12.2.1.4.0</li> <li>emasTemplate-Restricted JRF - 12.2.1.4.0</li> <li>Oracle Enterprise Manager - 12.2.1.4.0</li> </ul>
Template JAR file and location	<i>ORACLE_HOME</i> /em/common/templates/wls/ oracle.em_wls_restricted_template.jar
Domain type	Java component in a WebLogic domain
Required schemas	None
User-expandable Managed Server groups	None

## Oracle Enterprise Manager Plugin for ESS Template

This template configures the resources for the Fusion Middleware Control plugin for ESS.

**Table 3-8 Oracle Enterprise Manager Plugin for ESS Template Details**

Template Detail	Information
Template type	Extension
Category	Oracle
Template name and version	Oracle Enterprise Manager Plugin for ESS - 12.2.1.4.0
Template dependencies	<ul style="list-style-type: none"> <li>Oracle Enterprise Manager - 12.2.1.4.0</li> <li>Oracle Enterprise Scheduler Service Admin Library - 12.2.1.4.0</li> <li>Oracle SOA ESS DC - 12.2.1.4.0</li> </ul>
Template JAR file and location	<i>ORACLE_HOME</i> /em/common/templates/wls/oracle.em_ess_template.jar
Domain type	Java component in a WebLogic domain
Required schemas	None
User-expandable Managed Server groups	None

## Oracle Enterprise Manager Plugin for ODI Template

This template configures the resources for the Fusion Middleware Control plugin for Oracle Data Integrator.

**Table 3-9 Oracle Enterprise Manager Plugin for ODI Template Details**

Template Detail	Information
Template type	Extension
Category	Oracle
Template name and version	Oracle Enterprise Manager Plugin for ODI - 12.2.1.4.0
Template dependencies	Oracle Enterprise Manager - 12.2.1.4.0
Template JAR file and location	<i>ORACLE_HOME</i> /em/common/templates/wls/oracle.em_odi_template.jar
Domain type	Java component in a WebLogic domain
Required schemas	None
User-expandable Managed server groups	None

## Coherence Cluster Extension Template

This template adds a default Coherence cluster, `defaultCoherenceCluster`, to the WebLogic domain and sets the listen port for the cluster to 8088.

The following table provides the details of this template:

**Table 3-10 WebLogic Coherence Cluster Extension Template Details**

Template Detail	Information
Template type	Extension Template
Category	Oracle WebLogic Server and Coherence
Template name and version	WebLogic Coherence Cluster Extension - 12.2.1.4.0
Template dependencies	Basic WebLogic Server Domain
Template JAR file and location	<i>WL_HOME</i> /common/templates/wls/wls_coherence_template.jar
Domain type	Java component in a WebLogic domain
Required schemas	None
User-expandable Managed Server groups	None

## Oracle SOA Suite Templates

This group of templates, except for the Client templates, uses XA for database connectivity and require JMS to be present.

This section describes the following Oracle SOA Suite templates.

- [Oracle SOA Suite Template](#)
- [Oracle SOA Suite for Healthcare Integration Template](#)
- [Oracle B2B Template](#)
- [Oracle B2B Client Template](#)
- [Oracle Business Activity Monitor Template](#)
- [Oracle BPM Suite](#)
- [Oracle Service Bus Template](#)
- [Oracle Service Bus Process Monitor Template](#)
- [Oracle Managed File Transfer Template](#)

## Oracle SOA Suite Template

The Oracle SOA Suite template configures the data sources, Java Messaging Service (JMS), applications (SOA Infrastructure, Oracle BPM Worklist, and the Oracle B2B user interface), and JCA adapters (file, FTP, socket, database, Advanced Queuing (AQ), JMS, Oracle Applications, and MQ Series).

The following table provides basic information about the Oracle SOA Suite template.

**Table 3-11 Oracle SOA Suite Template Details**

Template Detail	Information
Template type	Extension
Category	SOA/BPM Suite

Table 3-11 (Cont.) Oracle SOA Suite Template Details

Template Detail	Information
Template name and version	Oracle SOA Suite - 12.2.1.2
Template dependencies	<ul style="list-style-type: none"> <li>• Oracle JRF - 12.2.1.4.0</li> <li>• Oracle WSM Policy Manager - 12.2.1.4.0</li> <li>• Oracle User Messaging Service - 12.2.1.4.0</li> <li>• Oracle Business Rules Extension - 12.2.1.4.0</li> <li>• Oracle SOA Management - 12.2.1.4.0</li> <li>• Oracle SOA Common Adapters - 12.2.1.4.0</li> <li>• Oracle Workflow Client Extension - 12.2.1.4.0</li> <li>• Oracle SOA Rules Webapp - 12.2.1.4.0</li> <li>• Oracle SOA BPEL Shared Library - 12.2.1.4.0</li> <li>• Oracle SOA Worklist Shared Library - 12.2.1.4.0</li> <li>• Oracle BPM Suite JMS Resources - 12.2.1.4.0</li> <li>• Oracle Enterprise Scheduler Service Thin Client - 12.2.1.4.0</li> <li>• Oracle Enterprise Manager Plugin for SOA - 12.2.1.4.0</li> <li>• Service Bus Common Components - 12.2.1.4.0</li> </ul>
Template JAR file and location	<i>ORACLE_HOME</i> /soa/common/templates/wls/ oracle.soa_template.jar
Domain type	Java component in a WebLogic domain
Required schemas	SOA Infrastructure
User-expandable Managed Server groups	<ul style="list-style-type: none"> <li>• SOA-MGD-SVRS: Creates a SOA Managed Server which includes Oracle WSM Policy Manager.</li> <li>• OSB-MGD-SVRS-ONLY: Creates a SOA Managed Server, which does not include Oracle WSM Policy Manager.</li> </ul>

## Oracle SOA Suite for Healthcare Integration Template

This template deploys the Oracle Healthcare UI application. If you want to create a compact domain for Oracle Healthcare for development purposes, you must also include the Oracle B2B Client template in the domain. Otherwise, you must include the Oracle B2B template in the domain.

### Note:

The Healthcare Integration template and BPM Suite template are mutually exclusive. Do not include these templates in the same domain because Oracle does not support this configuration.

The following table provides basic information about the Oracle SOA Suite for Healthcare Integration template.

**Table 3-12 Oracle SOA Suite for Healthcare Integration Template Details**

Template Detail	Information
Template type	Extension
Category	SOA/BPM Suite
Template name and version	Oracle SOA Suite for Healthcare Integration - 12.2.1.4.0
Template dependencies	Oracle B2B
Template JAR file and location	<i>ORACLE_HOME</i> /soa/common/templates/wls/ oracle.soa.healthcare_template.jar
Domain type	Java component in a WebLogic domain
Required schemas	SOA Infrastructure
User-expandable Managed Server groups	None

## Oracle B2B Template

The Oracle B2B template does not deploy any new applications. It enables the B2B-based profiles for Healthcare.

The following table provides basic information about the Oracle B2B (business-to-business) template.

**Table 3-13 Oracle B2B Template Details**

Template Detail	Information
Template type	Extension
Category	SOA/BPM Suite
Template name and version	Oracle B2B - 12.2.1.4.0
Template dependencies	Oracle SOA Suite - 12.2.1.4.0
Template JAR file and location	<i>ORACLE_HOME</i> /soa/common/templates/wls/ oracle.soa.b2b_template.jar
Domain type	Java component in a WebLogic domain
Required schemas	SOA Infrastructure
User-expandable Managed Server groups	None

## Oracle B2B Client Template

The Oracle B2B Client template does not deploy any applications. When included in a WebLogic domain, it enables B2B-based profiles.

The following table provides basic information about the Oracle B2B Client template.

**Table 3-14 Oracle B2B Client Template Details**

Template Detail	Information
Template type	Extension

**Table 3-14 (Cont.) Oracle B2B Client Template Details**

Template Detail	Information
Category	SOA/BPM Suite
Template name and version	Oracle B2B Client - 12.2.1.4.0
Template dependencies	None
Template JAR file and location	<i>ORACLE_HOME</i> /soa/common/templates/wls/ oracle.soa.b2b.client_template.jar
Domain type	Java component in a WebLogic domain
Required schemas	SOA Infrastructure
User-expandable Managed Server groups	None

## Oracle Business Activity Monitor Template

The Oracle BAM template configures the Oracle BAM Server and Oracle BAM Web Applications tier.

The following table provides basic information about the Oracle BAM template.

**Table 3-15 Oracle Business Activity Monitor Template Details**

Template Detail	Information
Template type	Extension
Category	SOA/BPM Suite
Template name and version	Oracle Business Activity Monitor - 12.2.1.4.0
Template dependencies	<ul style="list-style-type: none"> <li>Oracle WSM Policy Manager</li> <li>Oracle User Messaging Service</li> <li>Oracle BAM Client</li> <li>Oracle Enterprise Manager Plugin for BEAM</li> <li>Oracle BPM Processviewer</li> </ul>
Template JAR file and location	<i>ORACLE_HOME</i> /soa/common/templates/wls/ oracle.bam_server_template.jar
Domain type	Java component in a WebLogic domain
Required schemas	SOA Infrastructure
User-expandable Managed Server groups	<ul style="list-style-type: none"> <li>BAM-MGD-SVRS: Creates a BAM Managed Server, which includes Oracle WSM Policy Manager.</li> <li>BAM-MGD-SVRS-ONLY: Creates a BAM Managed Server, which does not include Oracle WSM Policy Manager.</li> </ul>

## Oracle BPM Suite

The Oracle Business Process Management (BPM) Suite template configures various Oracle BMP components.



 **Note:**

The Healthcare Integration template and BPM template are mutually exclusive. Do not include these templates in the same domain because Oracle does not support this configuration.

The following table provides basic information about the Oracle BPM template.

**Table 3-16 Oracle BPM Suite Template Details**

Template Detail	Information
Template type	Extension
Category	SOA/BPM Suite
Template name and version	Oracle Business Process Management - 12.2.1.4.0
Template dependencies	<ul style="list-style-type: none"> <li>• Oracle BPM Suite for developers - 12.2.1.4.0</li> <li>• Oracle SOA Suite - 12.2.1.4.0</li> <li>• Oracle BPM Suite JMS Resources - 12.2.1.4.0</li> <li>• Oracle BPM Client</li> </ul>
Template JAR file and location	<code>ORACLE_HOME/soa/common/templates/wls/oracle.bpm_template.jar</code>
Domain type	Java component in a WebLogic domain
Required schemas	SOA Infrastructure
User-expandable Managed Server groups	None

## Oracle Service Bus Template

This Oracle Service Bus template is designed for testing and production use, and creates or extends an Oracle WebLogic Server domain with Oracle Service Bus. The template deploys Oracle Service Bus management features on the Administration Server and runtime features on the cluster or managed server, depending on your domain topology. The template includes, among other features, the Oracle Service Bus Administration Console Web application and a default JMS reporting provider.

You cannot mix Managed Server and cluster topologies. Use any one at a time.

Oracle recommends a cluster topology for production use. The Managed Server topology does not provide a highly available configuration, so it is not recommended for production.

If you do not want to use the JMS reporting provider, see [How to Untarget a JMS Reporting Provider](#) in the *Oracle Fusion Middleware Administrator's Guide for Oracle Service Bus*.

 **Note:**

This template must be used as provided. Do not modify it in any way. Doing so can cause issues in your domain.

The following table provides key information about this template.

**Table 3-17 Oracle Service Bus Template Details**

Template Detail	Information
Template type	Extension
Category	SOA/BPM Suite
Template name and version	Oracle Service Bus - 12.2.1.4.0
Template dependencies	<ul style="list-style-type: none"> <li>• Oracle JRF - 12.2.1.4.0</li> <li>• Oracle SOA Common Adapters - 12.2.1.4.0</li> <li>• Service Bus Common Components - 12.2.1.4.0</li> <li>• Oracle WSM Policy Manager - 12.2.1.4.0</li> <li>• Oracle Enterprise Scheduler Thin Service Client - 12.2.1.4.0</li> <li>• Oracle User Messaging Service - 12.2.1.4.0</li> <li>• Oracle Enterprise Manager Plugin for OSB - 12.2.1.4.0</li> <li>• ODSI XQuery 2004 Components - 12.2.1.4.0</li> <li>• WebLogic Advanced Web Services for JAX-RPC Extension - 12.2.1.4.0</li> </ul>
Template JAR file and location	<i>ORACLE_HOME</i> /osb/common/templates/wls/oracle.osb_template.jar
Domain type	Java component in a WebLogic domain
Required schemas	SOA Infrastructure
User-expandable Managed Server groups	<ul style="list-style-type: none"> <li>• OSB-MGD-SVRS-COMBINED: Creates an OSB Managed Server, which includes Oracle WSM Policy Manager.</li> <li>• OSB-MGD-SVRS-ONLY: Creates an OSB Managed Server, which does not include Oracle WSM Policy Manager.</li> </ul>

## Oracle Service Bus Process Monitor Template

**Table 3-18 Oracle Service Bus Process Monitor Template Details**

Template Details	Information
Template type	Extension
Category	SOA/BPM Suite
Template name and version	Oracle Service Bus Process Monitor Template - 12.2.1.4.0
Template dependencies	<ul style="list-style-type: none"> <li>• Oracle Service Bus - 12.2.1.4.0</li> <li>• Oracle Business Process Monitor Agent Base - 12.2.1.4.0</li> </ul>
Template JAR file and location	<i>ORACLE_HOME</i> /osb/common/templates/wls/oracle.osb.procmon_template.jar
Domain type	Java component in a WebLogic domain
Required schemas	

**Table 3-18 (Cont.) Oracle Service Bus Process Monitor Template Details**

Template Details	Information
User-expandable Managed Server groups	

## Oracle Managed File Transfer Template

The Oracle Managed File Transfer (MFT) template configures the Oracle MFT server.

 **Note:**

The template described in this section must be used as provided. Do not modify it in any way. Doing so can cause issues in your domain.

The following table provides key information about this template.

**Table 3-19 Oracle Managed File Transfer Template Details**

Template Detail	Information
Template type	Extension
Category	MFT Suite
Template name and version	Oracle Managed File Transfer - 12.2.1.4.0
Template dependencies	<ul style="list-style-type: none"> <li>• Oracle Managed File Transfer Client - 12.2.1.4.0</li> <li>• Oracle SOA Common Adapters - 12.2.1.4.0</li> <li>• Oracle User Messaging Service - 12.2.1.4.0</li> <li>• Oracle SOA ESS DC - 12.2.1.4.0</li> <li>• Oracle Enterprise Scheduler Service Thin Client - 12.2.1.4.0</li> <li>• Oracle Enterprise Scheduler Service - 12.2.1.4.0</li> <li>• Oracle Enterprise Manager Plugin for MFT - 12.2.1.4.0</li> <li>• Oracle B2B Client - 12.2.1.4.0</li> </ul>
Template JAR file and location	<code>ORACLE_HOME/mft/common/templates/wls/oracle.mft_template.jar</code>
Domain type	Java component in a WebLogic domain
Required schemas	Managed File Transfer
User-expandable Managed Server groups	<ul style="list-style-type: none"> <li>• MFT-MGD-SVRS: Creates an MFT Managed Server, which includes Oracle WSM Policy Manager.</li> <li>• MFT-MGD-SVRS-ONLY: Creates an MFT Managed Server, which does not include Oracle WSM Policy Manager.</li> </ul>

## Oracle WebCenter Content Templates

Use this group of templates to extend (add resources to) WebLogic Server domains in which WebCenter Content products are installed.

Templates for other products may also be required for a WebCenter Content domain.

 **Note:**

The templates described in this section must be used as provided. Do not modify them in any way. Doing so can cause issues in your domain.

Starting with the Fusion Middleware 11.1.1.6.0 release, the product name of Oracle Universal Content Management (UCM) has been changed to Oracle WebCenter Content. The template names in the Configuration Wizard, however, are still labeled with the previous product name (UCM).

The following templates are described in this section:

- [Oracle Universal Content Management - Content Server Template](#)
- [Oracle Universal Content Management - Inbound Refinery Template](#)
- [Oracle WebCenter Content Web UI Template](#)

## Oracle Universal Content Management - Content Server Template

The Oracle Universal Content Management - Content Server template depends upon the core template and extends it by defining the default Managed Server (UCM\_server1) and port (16200). It also defines the CSDS data source and associates it with the default Managed Server.

The following table provides key information about this template.

**Table 3-20 Oracle Universal Content Management - Content Server Template Details**

Template Detail	Information
Template type	Extension
Category	Content
Template name and version	Oracle Universal Content Management - Content Server 12.2.1.4.0
Template dependencies	<ul style="list-style-type: none"> <li>• Oracle UCM Core - 12.2.1.4.0</li> <li>• Oracle Enterprise Manager Plug-in for WebCenter -12.2.1.4.0</li> </ul>
Template JAR file and location	<i>WCONTENT_HOME</i> /common/templates/wls/oracle.ucm.cs_template.jar
Domain type	Java component in a WebLogic domain
Required schemas	<ul style="list-style-type: none"> <li>• Oracle WebCenter Content Server (OCS)</li> <li>• Common Infrastructure Services (STB)</li> <li>• Audit Services Append (IAU_APPEND)</li> <li>• Audit Services (IAU)</li> <li>• Audit Services Viewer (IAU_VIEWER)</li> <li>• Oracle Platform Security Services (OPSS)</li> </ul>
User-expandable Managed Server groups	UCM-MGD-SVR

## Oracle Universal Content Management - Inbound Refinery Template

The Oracle Universal Content Management - Inbound Refinery template adds the Inbound Refinery server and UCM Inbound Refinery application to an existing domain.

 **Note:**

The Oracle Enterprise Manager Plugin for UCM template, which is listed as a dependency for this template, is an internal template. It is automatically called when you select the Inbound Refinery template, or specify the Inbound Refinery template in a WLST script. Therefore, it is not displayed as a selectable component in the Configuration Wizard, and you do not have to specify it in your WLST scripts.

The following table provides key information about this template.

**Table 3-21 Oracle Universal Content Management - Inbound Refinery Template Details**

Template Detail	Information
Template type	Extension
Category	Content
Template name and version	Oracle WebCenter Content - Inbound Refinery - 12.2.1.4.0
Template dependencies	<ul style="list-style-type: none"> <li>• Oracle UCM Core Template - 12.2.1.4.0</li> <li>• Oracle Enterprise Manager Plug-in for WebCenter -12.2.1.4.0</li> </ul>
Template JAR file and location	<i>WCCONTENT_HOME</i> /common/templates/applications/oracle.ucm.ibr_template.jar
Domain type	Java component in a WebLogic domain
Required schemas	<ul style="list-style-type: none"> <li>• Common Infrastructure Services (STB)</li> <li>• Audit Services Append (IAU_APPEND)</li> <li>• Audit Services (IAU)</li> <li>• Audit Services Viewer (IAU_VIEWER)</li> <li>• Oracle Platform Security Services (OPSS)</li> </ul>
User-expandable Managed Server groups	IBR-MGD-SVR

## Oracle WebCenter Content Web UI Template

This template configures the WebCenter Content ADF UI application. It adds the JDBC data source that points to the MDS Repository. It also sets the primary administrator credentials for the application.

**Table 3-22 Oracle WebCenter Content Web UI Template Details**

Template Details	Information
Template type	Extension

**Table 3-22 (Cont.) Oracle WebCenter Content Web UI Template Details**

Template Details	Information
Category	Content
Template name and version	Oracle WebCenter Content Web UI Template - 12.2.1.4.0
Template dependencies	<ul style="list-style-type: none"> <li>• Oracle JRF - 12.2.1.4.0</li> <li>• Oracle Enterprise Manager -12.2.1.4.0</li> <li>• Oracle UCM RIDC - 12.2.1.4.0</li> </ul>
Template JAR file and location	<i>WCCONTENT_HOME</i> /common/templates/applications/oracle.ucm.cs_adf_template.jar
Domain type	Java component in a WebLogic domain
Required schemas	<ul style="list-style-type: none"> <li>• Common Infrastructure Services (STB)</li> <li>• Metadata Services (MDS)</li> <li>• Oracle Platform Security Services (OPSS)</li> </ul>
User-expandable Managed Server groups	UCM-ADF-MGD-SVR

## Oracle WebCenter Portal Templates

This group of templates is used to deploy Oracle WebCenter Portal and the associated libraries and applications in a WebLogic domain.

This section describes the following Oracle WebCenter Portal templates:

- [Oracle WebCenter Portal Template](#)
- [Oracle WebCenter Pagelet Producer Template](#)
- [Oracle WebCenter Analytics Collector Template](#)
- [Oracle WebCenter Discussion Server Template](#)

## Oracle WebCenter Portal Template

The Oracle WebCenter Portal template adds the `WC_Spaces` Managed Server, and deploys the Oracle WebCenter Portal: Spaces application and required libraries. It also deploys the WebCenter Portal Help application and adds JDBC data sources to access MDS and the WebCenter Portal schema.

The following table provides key information about this template.

**Table 3-23 Oracle WebCenter Portal Template Details**

Template Detail	Information
Template type	Extension
Category	Portal
Template name and version	Oracle WebCenter Portal - 12.2.1.4.0

**Table 3-23 (Cont.) Oracle WebCenter Portal Template Details**

Template Detail	Information
Template dependencies	<ul style="list-style-type: none"> <li>Oracle WebCenter Portal Applications -12.2.1.4.0</li> <li>Oracle Enterprise Manager Plugin for WebCenter - 12.2.1.4.0</li> <li>Oracle WSM Policy Manager - 12.2.1.4.0</li> <li>Oracle WebCenter Portal Product Properties - 12.2.1.4.0</li> </ul>
Template JAR file and location	<i>WCPORTAL_HOME</i> /common/templates/wls/oracle.wc_spaces_template.jar
Domain type	Java component in a WebLogic domain
Required schemas	<ul style="list-style-type: none"> <li>Oracle WebCenter Content Server (OCS)</li> <li>Common Infrastructure Services (STB)</li> <li>Audit Services Append (IAU_APPEND)</li> <li>Audit Services (IAU)</li> <li>Audit Services Viewer (IAU_VIEWER)</li> <li>Oracle Platform Security Services (OPSS)</li> </ul>
User-expandable Managed Server groups	SPACES-MGD-SVRS

## Oracle WebCenter Pagelet Producer Template

The Oracle WebCenter Pagelet Producer template configures the `WC_Portlet` server and MDS schema for Pagelets.

The following table provides key information about this template.

**Table 3-24 Oracle WebCenter Pagelet Producer Template Details**

Template Detail	Information
Template type	Extension
Category	Portal
Template name and version	Oracle WebCenter Pagelet Producer - 12.2.1.4.0
Template dependencies	<ul style="list-style-type: none"> <li>Oracle WebCenter Framework -12.2.1.4.0</li> <li>Oracle WSM Policy Manager - 12.2.1.4.0</li> </ul>
Template JAR file and location	<i>WCPORTAL_HOME</i> /common/templates/applications/oracle.pagelet-producer_template.jar
Domain type	Java component in a WebLogic domain
Required schemas	<ul style="list-style-type: none"> <li>Common Infrastructure Services (STB)</li> <li>Audit Services Append (IAU_APPEND)</li> <li>Audit Services (IAU)</li> <li>Audit Services Viewer (IAU_VIEWER)</li> <li>Oracle Platform Security Services (OPSS)</li> </ul>
User-expandable Managed Server groups	ENSEMBLE-MGD-SVRS

## Oracle WebCenter Analytics Collector Template

This template configures the Oracle WebCenter Analytics Collector template and the dependent templates.

The following table provides key information about this template.

**Table 3-25 Oracle WebCenter Analytics Collector Template**

Template Details	Information
Template type	Extension
Category	Portal
Template name and version	Oracle WebCenter Analytics Collector Template - 12.2.1.4.0
Template dependencies	Oracle JRF - 12.2.1.4.0
Template JAR file and location	<i>WCPORTAL_HOME</i> /common/templates/applications/oracle.analyticscollector_template.jar
Domain type	Java component in a WebLogic domain
Required schemas	The following schemas are required indirectly for the WebCenter Content installation that is used by the ADF UI: <ul style="list-style-type: none"> <li>• Oracle WebCenter Content Server (OCS)</li> <li>• Metadata Services (MDS)</li> <li>• Oracle Platform Security Services (OPSS)</li> </ul>
User-expandable Managed Server groups	AS-MGD-SVR

## Oracle WebCenter Discussion Server Template

This template configures the Oracle WebCenter Discussion application and its dependent templates.

**Table 3-26 Oracle WebCenter Discussion Server Template Details**

Template Details	Information
Template type	Extension
Category	Content
Template name and version	Oracle WebCenter Discussion Server Template - 12.2.1.4.0
Template dependencies	<ul style="list-style-type: none"> <li>• Oracle JRF -12.2.1.4.0</li> <li>• Oracle WSM Policy Manager - 12.2.1.4.0</li> </ul>
Template JAR file and location	<i>WCPORTAL_HOME</i> /common/templates/applications/oracle.owc_discussions_template.jar
Domain type	Java component in a WebLogic domain
Required schemas	<ul style="list-style-type: none"> <li>• Common Infrastructure Services (STB)</li> <li>• Metadata Services (MDS)</li> <li>• Oracle Platform Security Services (OPSS)</li> </ul>



**Table 3-26 (Cont.) Oracle WebCenter Discussion Server Template Details**

Template Details	Information
User-expandable Managed Server groups	ENSEMBLE-MGD-SVRS

## Oracle WebCenter Sites Templates

Use this group of templates to install WebCenter Sites and other associated applications in a WebLogic domain.

This section describes the following Oracle WebCenter Sites templates:

- [Oracle WebCenter Sites Template](#)
- [Oracle WebCenter Sites Satellite Server Template](#)
- [Oracle WebCenter Sites SiteCapture Template](#)
- [Oracle WebCenter Sites Visitor Services Template](#)

## Oracle WebCenter Sites Template

The Oracle WebCenter Sites template installs the WebCenter Sites and Central Authorization Services applications in a WebLogic domain.

**Table 3-27 Oracle WebCenter Sites Template Details**

Template Detail	Information
Template type	Extension
Category	Sites
Template name and version	Oracle WebCenter Sites - 12.2.1.4.0
Template dependencies	<ul style="list-style-type: none"> <li>• Oracle JRF -12.2.1.4.0</li> <li>• Oracle WebCenter Sites Datasource - 12.2.1.4.0</li> <li>• Oracle Enterprise Manager Plugin for WebCenter - 12.2.1.4.0</li> </ul>
Template JAR file and location	<i>ORACLE_HOME</i> /wcsites/common/templates/wls/oracle.wcsites.template.jar
Domain type	Java component in a WebLogic domain
Required schemas	<ul style="list-style-type: none"> <li>• WebCenter Sites (WCSITES)</li> <li>• WebCenter Sites Visitor Services (WCSITES_VS)</li> </ul>
User-expandable Managed SERVER GROUPS	WCSITES-MGD-SVR

## Oracle WebCenter Sites Satellite Server Template

The Oracle WebCenter Sites Satellite Server template installs the WebCenter Sites Satellite Server application in a WebLogic domain.

**Table 3-28 Oracle WebCenter Sites Satellite Server Template Details**

Template Detail	Information
Template type	Extension
Category	Sites
Template name and version	Oracle WebCenter Sites - Satellite Server - 12.2.1.4.0
Template dependencies	Oracle JRF
Template JAR file and location	<i>ORACLE_HOME</i> /wcsites/common/templates/wls/oracle.wcsites.satelliteserver.template.jar
Domain type	Java component in a WebLogic domain
Required schemas	<ul style="list-style-type: none"> <li>WebCenter Sites (WCSITES)</li> <li>WebCenter Sites Visitor Services (WCSITES_VS)</li> </ul>
User-expandable Managed Server groups	SATELLITE-MGD-SVR

## Oracle WebCenter Sites SiteCapture Template

The Oracle WebCenter Sites SiteCapture template installs the WebCenter Sites Site-Capture application in a WebLogic domain.

**Table 3-29 Oracle WebCenter Sites SiteCapture Template Details**

Template Detail	Information
Template type	Extension
Category	Sites
Template name and version	Oracle WebCenter Sites - SiteCapture - 12.2.1.4.0
Template dependencies	<ul style="list-style-type: none"> <li>Oracle JRF - 12.2.1.4.0</li> <li>Oracle WebCenter Sites Datasource - 12.2.1.4.0</li> </ul>
Template JAR file and location	<i>ORACLE_HOME</i> /wcsites/common/templates/wls/oracle.wcsites.sitecapture.template-12.2.1.4.0.jar
Domain type	Java component in a WebLogic domain
Required schemas	<ul style="list-style-type: none"> <li>WebCenter Sites (WCSITES)</li> <li>WebCenter Sites Visitor Services (WCSITES_VS)</li> </ul>
User-expandable Managed Server groups	SITECAPTURE-MGD-SVR

## Oracle WebCenter Sites Visitor Services Template

The Oracle WebCenter Sites Visitor Services template installs the WebCenter Sites Visitor Services application in a WebLogic domain. It configures a JMS Server (VSjms Server), JMS file store (VSjms Support), and a JMS system resource (VSjms Module). It also configures a JDBC datasource (wcsitesVisitorsDS) for the application.

**Table 3-30 Oracle WebCenter Sites SVS Template Details**

Template Detail	Information
Template type	Extension
Category	Sites
Template name and version	Oracle WebCenter Sites - Visitor Services - 12.2.1.4.0
Template dependencies	<ul style="list-style-type: none"> <li>Oracle JRF - 12.2.1.4.0</li> <li>Oracle Enterprise Manager Plugin for WebCenter - 12.2.1.4.0</li> </ul>
Template JAR file and location	<i>ORACLE_HOME</i> /wcsites/common/templates/wls/oracle.wcsites.svs.template.jar
Domain type	Java component in a WebLogic domain
Required schemas	<ul style="list-style-type: none"> <li>WebCenter Sites (WCSITES)</li> <li>WebCenter Sites Visitor Services (WCSITES_VS)</li> </ul>
User-expandable Managed Server groups	VS-MGD-SVR

## Oracle WebCenter Enterprise Capture Template

This template installs the Oracle WebCenter Enterprise Capture application and its dependent components in a WebLogic domain.

The following table provides details about the Oracle WebCenter Enterprise Capture template:

**Table 3-31 Oracle WebCenter Enterprise Capture Template Details**

Template Details	Information
Template type	Extension
Category	Content
Template name and version	Oracle WebCenter Enterprise Capture Template - 12.2.1.4.0
Template dependencies	<ul style="list-style-type: none"> <li>Oracle JRF - 12.2.1.4.0</li> <li>Oracle Enterprise Manager - 12.2.1.4.0</li> <li>Oracle Enterprise Manager Plugin for WebCenter - 12.2.1.4.0</li> <li>Oracle UCM RIDC - 12.2.1.4.0</li> </ul>
Template JAR file and location	<i>ORACLE_HOME</i> /wccapture/common/templates/wls/oracle.capture_template.jar
Domain type	Java component in a WebLogic domain
Required schemas	<ul style="list-style-type: none"> <li>Metadata Services (MDS)</li> <li>WebCenter Enterprise Capture (CAPTURE)</li> <li>Audit Services Append (IAU_APPEND)</li> <li>Audit Services (IAU)</li> <li>Audit Services Viewer (IAU_VIEWER)</li> <li>Oracle Platform Security Services (OPSS)</li> </ul>
User-expandable Managed Server groups	CAPTURE-MGD-SVR

## Oracle Enterprise Scheduler Service Basic Template

This template creates a topology of one Managed Server (ess\_server1) and applies the ESS native hosting application, client, and lightweight client to the Managed Server.

The following table provides key information about this template:

**Table 3-32 Oracle Enterprise Scheduler Service Basic Template Details**

Template Detail	Information
Template type	Extension
Category	Oracle Enterprise Scheduler Service
Template name and version	Oracle Enterprise Scheduler Service Basic - 12.2.1.4.0
Template dependencies	<ul style="list-style-type: none"> <li>Oracle JRF - 12.2.1.4.0</li> <li>Oracle Enterprise Scheduler Service with Native Hosting App - 12.2.1.4.0</li> <li>Oracle Enterprise Scheduler Service Client - 12.2.1.4.0</li> <li>Oracle Enterprise Scheduler Service Thin Client - 12.2.1.4.0</li> <li>Oracle SOA ESS DC - 12.2.1.4.0</li> </ul>
Template JAR file and location	<i>ORACLE_HOME</i> /oracle_common/common/templates/wls/oracle.ess.basic_template.jar
Domain type	Java component in a WebLogic Server domain
Required schemas	<ul style="list-style-type: none"> <li>Oracle Enterprise Scheduler</li> <li>Metadata Services</li> </ul>
User-expandable Managed Server groups	ESS-MGD-SVRS: Creates an ESS Managed Server.

## Oracle WSM Policy Manager Template

Use this template to deploy and configure the WSM Policy Manager Java EE application in a WebLogic domain.



### Note:

The template described in this section must be used as provided. Do not modify it in any way. Doing so can cause issues in your domain.

The following table provides key information about this template:

**Table 3-33 Oracle WSM Policy Manager Template Details**

Template Detail	Information
Template type	Extension

**Table 3-33 (Cont.) Oracle WSM Policy Manager Template Details**

Template Detail	Information
Category	Uncategorized
Template name and version	Oracle WSM Policy Manager - 12.2.1.4.0
Template dependencies	Oracle JRF - 12.2.1.4.0
Template JAR file and location	<code>ORACLE_HOME/oracle_common/common/templates/wls/oracle.wspm_template.jar</code>
Domain type	Java component in a WebLogic domain
Required schemas	None
User-expandable Managed Server groups	WSMPM-MAN-SVR

## Oracle User Messaging Service Basic Template

Use the Oracle User Messaging Service (UMS) Basic template to deploy a set of Java EE applications and JMS resources for UMS. The client API is already deployed by the Oracle JRF template. Oracle UMS enables a two-way communication between the users and the deployed applications.

For more information about UMS, see Introduction to Oracle User Messaging Service in *Administering Oracle User Messaging Service*.

**Table 3-34 Oracle User Messaging Service Basic Template Details**

Template Detail	Information
Template type	Extension
Category	Uncategorized
Template name and version	Oracle User Messaging Service Basic - 12.2.1.4.0
Template dependencies	Oracle User Messaging Service - 12.2.1.4.0
Template JAR file and location	<code>ORACLE_HOME/oracle_common/common/templates/wls/oracle.ums.basic_template.jar</code>
Domain type	Java component in a WebLogic domain
Required schemas	User Messaging Service

**Table 3-34 (Cont.) Oracle User Messaging Service Basic Template Details**

Template Detail	Information
User-expandable Managed Server groups	<p>Assign one or more of the following server groups to UMS Managed Servers when you post-update a domain to add additional UMS drivers. Using these server groups facilitates the update process.</p> <ul style="list-style-type: none"> <li>• UMS-DRIVER-EMAIL-MGD-SVR: Adds an email driver.</li> <li>• UMS-DRIVER-XMPP-MGD-SVR: Adds an XMPP driver.</li> <li>• UMS-DRIVER-SMPP-MGD-SVR: Adds an SMPP driver.</li> <li>• UMS-DRIVER-VOICEXML-MGD-SVR: Adds a VoiceXML driver. The VoiceXML driver is deprecated and will be removed in the next release.</li> <li>• UMS-DRIVER-EXTENSION-MGD-SVR: Adds an extension driver.</li> <li>• UMS-DRIVER-TWITTER-MGD-SVR: Adds a Twitter driver.</li> </ul>

## Oracle MapViewer Template

This template deploys the Oracle MapViewer application in a WebLogic domain.

**Table 3-35 Oracle Map Viewer Template Details**

Template Detail	Information
Template type	Extension
Category	Oracle
Template name and version	Oracle Map Viewer - 12.2.1.4.0
Template dependencies	Oracle JRF - 12.2.1.4.0
Template JAR file and location	<i>ORACLE_HOME</i> /oracle_common/common/templates/wls/oracle.mapviewer_template.jar
Domain type	Java component in a WebLogic Server domain
Required schemas	None
User-expandable Managed Server groups	None

## Oracle Virtual Assembly Builder Template

With the expanded domain topology profile, this template provides a domain type that supports the Oracle Virtual Assembly Builder Deployer cluster service. This template allows you to configure an Oracle WebLogic Server cluster and a Coherence cluster, and then target the Oracle WebLogic Server cluster to use the Coherence cluster.

You can configure the Coherence cluster with either Well Known Addresses (WKA) or multicast communication. If you do not specify a communication type, WKA is configured for cluster communication.

Oracle Virtual Assembly Builder Deployer uses Coherence cluster data partitioning to distribute work. The `deployerId` is used as a key association, where all data specific to a particular deployment id is guaranteed to exist on the same node. When you initiate an asynchronous request (such as a deploy, undeploy, or scale operation), the request is handled by the node on which the data is partitioned at that time. The same node handles the request even if the data gets repartitioned to another node.

If a node with running requests goes down or crashes, the requests are canceled, because none of the Deployer asynchronous operations are idempotent. That is, if a request is initiated, it cannot be rolled back because the work is distributed amongst multiple tiers.

You must reinitiate such requests by cleaning up the previous state. For example, if a deploy operation is canceled, the corresponding deployment object is marked as *Failed* with the reason for failure as *Canceled*. You must invoke an explicit cleanup operation to clean up the deployment, then create another deployment object and start the deploy operation.

With the compact domain topology profile, this template provides for a standalone Oracle Virtual Assembly Builder Deployer.

**Table 3-36 Oracle Virtual Assembly Builder Template Details**

Template Detail	Information
Template type	Extension
Category	Uncategorized
Template name and version	Oracle Virtual Assembly Builder Deployer - 12.2.1.4.0
Template dependencies	Oracle JRF - 12.2.1.4.0
Template JAR file and location	<code>OVAB_HOME/common/templates/wls/oracle.ovab.deployer.template_12.2.1.4.0.jar</code>
Domain topology profiles	Compact and Expanded

## Oracle Identity Management Templates

Use this group of templates to add Oracle Identity Management (IDM) and the other related applications in a WebLogic domain.

This section describes the following Oracle Identity Management templates:

### Note:

The Oracle IDM Common template, which is listed as a dependency for other IDM templates, is an internal template. It is automatically called when you select other IDM templates in Configuration Wizard, or specify an IDM template in the WLST script. Therefore, it is not displayed as a selectable component in the Configuration Wizard, and you do not have to specify it in your WLST scripts.

- [Oracle IDM Common Template](#)

- [Oracle Identity Directory Services \(IDS\) Configuration UI Template](#)
- [Oracle Access Manager with Database Policy Store Template](#)
- [Oracle Identity Manager Template](#)
- [Oracle Unified Directory Services Manager Template](#)
- [Oracle Unified Directory Template](#)
- [Oracle Directory Integration Platform Template](#)

## Oracle IDM Common Template

This template provides IDM Shell and other common IDM-wide infrastructure components that are not present in JRF.

The following table provides key information about this template:

**Table 3-37 Oracle IDM Common Template Details**

Template Detail	Information
Template type	Extension
Template name and version	Oracle IDM Common Template - 12.2.2
Template dependencies	Oracle JRF - 12.2.1.4.0
Template JAR file and location	<i>ORACLE_HOME</i> /idm/common/templates/applications/oracle.idm.common_template_12.2.2.jar

## Oracle Identity Directory Services (IDS) Configuration UI Template

The following table provides key information about this template:

**Table 3-38 Oracle Identity Directory Services (IDS) Configuration UI Template Details**

Template Detail	Information
Template type	Extension
Template name and version	Oracle Identity Directory Services (IDS) Configuration UI
Template dependencies	Oracle JRF - 12.2.1.4.0
Template JAR file and location	<i>ORACLE_HOME</i> /idm/common/templates/applications/oracle.idm.ids.config.ui_template_12.2.2.jar

## Oracle Access Manager with Database Policy Store Template

The Oracle Access Manager with Database Policy Store template adds an Oracle Access Manager (OAM) server to an existing domain. It also adds OAM applications and authentication providers to the domain. It includes a JDBC data source and the associated JDBC component schema.

The following table provides key information about this template:



**Table 3-39 Oracle Access Manager with Database Policy Store Template Details**

Template Detail	Information
Template type	Extension
Template name and version	Oracle Access Manager with File Policy Store 12.2.1.4.0
Template dependencies	<ul style="list-style-type: none"> <li>• Oracle JRF - 12.2.1.4.0</li> <li>• + Oracle IDM Common - 12.2.1.4.0</li> </ul>
Template JAR file and location	<i>ORACLE_HOME</i> /oracle_common/common/templates/applications/oracle.oam_ds_12.2.1.4.0_template.jar

## Oracle Identity Manager Template

The Oracle Identity Manager template adds Oracle Identity Management (OIM) applications, as well as the required JDBC and JMS resources, to an existing domain.

The following table provides key information about this template:

**Table 3-40 Oracle Identity Manager Template Details**

Template Detail	Information
Template type	Extension
Template name and version	Oracle Identity Manager - 12.2.1.4.0
Template dependencies	<ul style="list-style-type: none"> <li>• Oracle JRF - 12.2.1.4.0</li> <li>• + Oracle IDM Common - 12.2.1.4.0</li> <li>• + Oracle SOA Suite - 12.2.1.4.0</li> <li>• + Oracle WSM Policy Manager - 12.2.1.4.0</li> <li>• + Oracle Enterprise Manager - 12.2.1.4.0</li> </ul>
Template JAR file and location	<i>ORACLE_HOME</i> /oracle_common/common/templates/applications/oracle.oim_12.2.1.4.0_template.jar

## Oracle Unified Directory Services Manager Template

The Oracle Unified Directory Services Manager (OUDSM) template is used to configure a domain for OUDSM. OUDSM provides the UI to manage configuration of OUD instances.

The following table provides key information about this template:

**Table 3-41 Oracle Unified Directory Services Manager Template Details**

Template Detail	Information
Template type	Extension
Template name and version	Oracle Unified Directory Services Manager - 12.2.1.4.0
Template dependencies	Oracle JRF - 12.2.1.4.0 Oracle WebCenter Composer - 12.2.1.4.0

**Table 3-41 (Cont.) Oracle Unified Directory Services Manager Template Details**

Template Detail	Information
Template JAR file and location	<i>ORACLE_HOME</i> /oud/common/templates/wls/ oracle.odsm_template.jar

## Oracle Unified Directory Template

The Oracle Unified Directory template is used to configure a domain to manage the life cycle of OUD instances through Node Manager and WLST.

The following table provides key information about this template:

**Table 3-42 Oracle Unified Directory Template Details**

Template Detail	Information
Template type	Extension
Template name and version	Oracle Unified Directory - 12.2.1.4.0
Template dependencies	NA
Template JAR file and location	<i>ORACLE_HOME</i> /oud/common/templates/wls/oud- cam-template.jar

## Oracle Directory Integration Platform Template

The Oracle Directory Integration Platform template adds the Oracle Directory Integration Platform (ODIP) enterprise application to a domain and targets it to a managed server.

The following table provides key information about this template:

**Table 3-43 Oracle Directory Integration Platform Template Details**

Template Detail	Information
Template type	Extension
Template name and version	Oracle Directory Integration Platform - 12.2.1.4.0
Template dependencies	Oracle JRF - 12.2.1.4.0 Oracle Enterprise Manager Plug-in for IDM - 12.2.1.4.0
Template JAR file and location	<i>ORACLE_HOME</i> /dip/common/templates/wls/ oracle.idm.dip_template.jar

## Oracle Data Integrator Templates

Use this group of templates to add Oracle Data Integrator (ODI) and other related applications in a WebLogic domain.

This section describes the following Oracle Data Integrator templates:

 **Note:**

The ODI Master Datasource template, the ODI Base template, and the ODI Work Datasource template, which are listed as dependencies for other Oracle Data Integrator templates, are internal templates. They are automatically called when you select other ODI templates in the Configuration Wizard, or specify an ODI template in the WLST script. Therefore, they are not displayed as selectable components in the Configuration Wizard, and you do not have to specify them in your WLST scripts.

- [Oracle Data Integrator Standalone Agent Template](#)
- [Oracle Data Integrator Standalone Colocated Agent Template](#)
- [Oracle Data Integrator Agent Template](#)
- [Oracle Data Integrator Agent Libraries Template](#)
- [Oracle Data Integrator Console Template](#)
- [Oracle Data Integrator SDK Shared Library Template](#)
- [Oracle Data Integrator JRF Async Web Services Template](#)
- [Oracle Data Integrator REST Services Template](#)

## Oracle Data Integrator Standalone Agent Template

Use the Oracle Data Integrator Standalone Agent template when you require an ODI Standalone Agent to be installed directly on your source or target systems. ODI Standalone Agents cannot be managed by Enterprise Manager.

The following table provides key information about this template.

**Table 3-44 Oracle Data Integrator Standalone Agent Template Details**

Template Detail	Information
Template type	Extension
Category	Oracle Data Integrator
Template name and version	Oracle Data Integrator Standalone Agent - 12.2.1.4.0
Template dependencies	<ul style="list-style-type: none"> <li>• Basic Standalone System Component Domain - 12.2.1.4.0</li> <li>• Common Infrastructure Engineering Runtime - 12.2.1.4.0</li> <li>• Oracle Data Integrator Standalone Agent Base - 12.2.1.4.0</li> <li>• Oracle Data Integrator - Master Datasource - 12.2.1.4.0</li> </ul>
Template JAR file and location	<i>ORACLE_HOME</i> /odi/common/templates/wls/odi_cam_unmanaged_template.jar
Domain type	System component in a standalone domain
Required schemas	Oracle Data Integrator Master and Work Repository

**Table 3-44 (Cont.) Oracle Data Integrator Standalone Agent Template Details**

Template Detail	Information
User-expandable Managed Server groups	None

## Oracle Data Integrator Standalone Colocated Agent Template

Use the Oracle Data Integrator Standalone Colocated Agent Template when you want an ODI Standalone Agent to be managed through Enterprise Manager within a WebLogic-managed domain. The term colocated refers to an ODI Agent being part of a WebLogic-managed domain. Colocated does not imply that the ODI Colocated Standalone Agent and the WebLogic Administration Server have to be on the same host.

The following table provides key information about this template.

**Table 3-45 Oracle Data Integrator Standalone Colocated Agent Template Details**

Template Detail	Information
Template type	Extension
Category	Oracle Data Integrator
Template name and version	Oracle Data Integrator - Standalone Colocated Agent - 12.2.1.4.0
Template dependencies	<ul style="list-style-type: none"> <li>Oracle JRF 12.2.1.4.0</li> <li>Oracle Data Integrator - Master Datasource - 12.2.1.4.0</li> </ul>
Template JAR file and location	<i>ORACLE_HOME</i> /odi/common/templates/wls/odi_cam_managed_template.jar
Domain type	System component in a WebLogic domain
Required schemas	Oracle Data Integrator Master and Work Repository
User-expandable Managed Server groups	None

## Oracle Data Integrator Agent Template

Use the Oracle Data Integrator Agent Template when you require an ODI Java EE Agent to be deployed within a WebLogic domain. ODI Java EE Agents can benefit from the application server layer features such as clustering for high availability requirements. Java EE Agents can be managed by using Oracle Enterprise Manager.

The Oracle Data Integrator Agent template deploys the ODI Agent application, required libraries, and the ODI Master repository data source.

The following table provides key information about this template.

**Table 3-46 Oracle Data Integrator Agent Template Details**

Template Detail	Information
Template type	Extension
Category	Oracle Data Integrator

**Table 3-46 (Cont.) Oracle Data Integrator Agent Template Details**

Template Detail	Information
Template name and version	Oracle Data Integrator - Agent - 12.2.1.4.0
Template dependencies	<ul style="list-style-type: none"> <li>Oracle Data Integrator Master Datasource - 12.2.1.4.0</li> <li>Oracle Data Integrator Agent Libraries - 12.2.1.4.0</li> </ul>
Template JAR file and location	<i>ORACLE_HOME</i> /odi/common/templates/wls/odi_agent_template.jar
Domain type	System component in a WebLogic domain
Required schemas	None
User-expandable Managed Server groups	ODI-MGD-SVRS

## Oracle Data Integrator Agent Libraries Template

When you deploy the ODI JEE Agent Generated template, a prerequisite is to deploy the Oracle Data Integrator Agent Libraries template. This template sets up the base configuration to deploy the Generated Agent template.

The Oracle Data Integrator Agent Libraries template deploys shared libraries required for the ODI Agent.

The following table provides key information about this template.

**Table 3-47 Oracle Data Integrator Agent Libraries Template Details**

Template Detail	Information
Template type	Extension
Category	Oracle Data Integrator
Template name and version	Oracle Data Integrator - Agent Libraries - 12.2.1.4.0
Template dependencies	<ul style="list-style-type: none"> <li>Oracle Data Integrator - Base - 12.2.1.4.0</li> <li>Oracle Data Integrator SDK Shared Libraries Template - 12.2.1.4.0</li> </ul>
Template JAR file and location	<i>ORACLE_HOME</i> /odi/common/templates/wls/odi_agent_libraries_template.jar
Domain type	Java component in a WebLogic domain
Required schemas	None
User-expandable Managed Server groups	ODI-MGD-SVRS

## Oracle Data Integrator Console Template

The Oracle Data Integrator Console template deploys the ODI Console application.

The following table provides key information about this template.

**Table 3-48 Oracle Data Integrator Console Template Details**

Template Detail	Information
Template type	Extension
Category	Oracle Data Integrator
Template name and version	Oracle Data Integrator - Console - 12.2.1.4.0
Template dependencies	<ul style="list-style-type: none"> <li>Oracle Data Integrator - Base - 12.2.1.4.0</li> <li>Oracle Data Integrator - Work Datasource - 12.2.1.4.0</li> <li>Oracle Data Integrator SDK Shared Libraries Template - 12.2.1.4.0</li> </ul>
Template JAR file and location	<i>ORACLE_HOME</i> /odi/common/templates/wls/odi_repository_explorer_template.jar
Domain type	Java component in a WebLogic domain
Required schemas	None
User-expandable Managed Server groups	ODI-MGD-SVRS

## Oracle Data Integrator SDK Shared Library Template

The Oracle Data Integrator SDK Shared Library template configures the ODI SDK shared library.

The following table provides key information about this template.

**Table 3-49 Oracle Data Integrator SDK Shared Library Template Details**

Template Detail	Information
Template type	Extension
Category	Oracle Data Integrator
Template name and version	Oracle Data Integrator SDK Shared Library - 12.2.1.4.0
Template dependencies	None
Template JAR file and location	<i>ORACLE_HOME</i> /odi/common/templates/wls/odi_sdk_template.jar
Domain type	Java component in a WebLogic domain
Required schemas	None
User-expandable Managed Server groups	ODI-MGD-SVRS

## Oracle Data Integrator JRF Async Web Services Template

This template installs and deploys the Oracle Data Integrator JRF Async Web Services application in a WebLogic domain. It also configures a JMS system resource for the application.

The following table provides key information about this template.

**Table 3-50 Oracle Data Integrator JRF Async Web Services Template Details**

Template Details	Information
Template type	Extension
Category	Oracle
Template name and version	Oracle Data Integrator JRF Async Web Services Template - 12.2.1.4.0
Template dependencies	Oracle Data Integrator Agent - 12.2.1.4.0
Template JAR file and location	<i>ORACLE_HOME</i> /odi/common/templates/wls/odi_jrfws_template.jar
Domain type	Java component in a WebLogic domain
Required schemas	None
User-expandable Managed Server groups	None

## Oracle Data Integrator REST Services Template

This template installs and deploys ODI core REST services in a WebLogic domain.

The following table provides key information about this template.

**Table 3-51 Oracle Data Integrator REST Services Template Details**

Template Details	Information
Template type	Extension
Category	Oracle
Template name and version	Oracle Data Integrator REST Services Template - 12.2.1.4.0
Template dependencies	Oracle Data Integrator SDK Shared Library Template - 12.2.1.4.0
Template JAR file and location	<i>ORACLE_HOME</i> /odi/common/templates/wls/odi_rest_template.jar
Domain type	Java component in a WebLogic domain
Required schemas	None
User-expandable Managed Server groups	None

## Oracle Data Service Integrator Templates

These templates are included when Oracle Data Service Integrator (ODSI) is installed in a WebLogic Server domain.

This section describes the following ODSI templates:

- [Oracle Data Service Integrator Base Template](#)
- [Oracle XQuery 2004 Template](#)

## Oracle Data Service Integrator Base Template

The Oracle Data Service Integrator Base template adds Oracle Data Service Integrator (ODSI) functionality to a WebLogic Server domain. A default server `ODSI_server_1` is automatically added to the domain.

The following table provides key information about this template.

**Table 3-52 Oracle Data Service Integrator Base Template Details**

Template Detail	Information
Template type	Extension
Category	Uncategorized
Template name and version	Oracle Data Service Integrator Base - 12.2.1.4.0
Template dependencies	<ul style="list-style-type: none"> <li>Oracle JRF - 12.2.1.4.0</li> <li>ODSI XQuery 2004 Components - 12.2.1.4.0</li> </ul>
Template JAR file and location	<code>ORACLE_HOME/odsi/common/templates/wls/oracle.odsi.template_12.2.1.4.0.jar</code>
Domain type	Java component in a WebLogic domain
Required schemas	None
User-expandable Managed Server groups	ODSI-MGD-SVRS

## Oracle XQuery 2004 Template

The Oracle XQuery 2004 template adds Oracle Data Services Integrator XQuery 2004 components to a WebLogic Server domain.

The following table provides key information about this template.

**Table 3-53 ODSI XQuery 2004 Template Details**

Template Detail	Information
Template type	Extension
Category	Uncategorized
Template name and version	ODSI XQuery 2004 Components - 12.2.1.4.0
Template dependencies	None
Template JAR file and location	<code>ORACLE_HOME/oracle_common/common/templates/wls/oracle.odsi.xquery2004_template_12.2.1.4.0.jar</code>
Domain type	Java component in a WebLogic domain
Required schemas	None
User-expandable Managed Server groups	None



## Oracle Enterprise Data Quality Template

This template is included when you install Oracle Enterprise Data Quality (EDQ).

The following table provides key information about this template:

**Table 3-54 Oracle Enterprise Data Quality Template Details**

Template Detail	Information
Template type	Extension
Category	EDQ
Template name and version	Oracle Enterprise Data Quality - 12.2.1.4.0
Template dependencies	<ul style="list-style-type: none"> <li>Oracle JRF - 12.2.1.4.0</li> <li>Oracle Enterprise Data Quality for Fusion Applications - 12.2.1.4.0</li> </ul>
Template JAR file and location	<i>ORACLE_HOME</i> /edq/common/templates/wls/oracle.edq_template.jar
Domain type	Java component in a WebLogic domain
Required schemas	<ul style="list-style-type: none"> <li>EDQ Config Repository</li> <li>EDQ Results Repository</li> </ul>
User-expandable Managed Server groups	None

## Oracle GoldenGate Templates

These templates are included when Oracle GoldenGate is installed in a WebLogic domain.

This section describes the following templates:

- [Oracle GoldenGate Veridata Server Template](#)
- [Oracle GoldenGate Monitor Server Template](#)

### Oracle GoldenGate Veridata Server Template

The Oracle GoldenGate Veridata Server template deploys the Veridata application in a WebLogic domain and configures it with the required resources, including a default Veridata server, embedded LDAP, Veridata libraries, and a JDBC data source.

**Table 3-55 Oracle GoldenGate Veridata Server Template Details**

Template Detail	Information
Template type	Extension
Category	Oracle GoldenGate
Template name and version	Oracle GoldenGate Veridata Server - 12.2.1.4.0
Template dependencies	<ul style="list-style-type: none"> <li>Basic Oracle WebLogic Server Domain - 12.2.1.4.0</li> <li>Oracle JRF - 12.2.1.4.0</li> </ul>

**Table 3-55 (Cont.) Oracle GoldenGate Veridata Server Template Details**

Template Detail	Information
Template JAR file and location	<i>ORACLE_HOME</i> /veridata/common/templates/wls/veridata_web_template.jar
Domain type	Java component in a WebLogic Domain
Required schemas	Oracle GoldenGate Veridata Repository
User-expandable Managed Server groups	VERIDATA-MANAGED-SERVERS

## Oracle GoldenGate Monitor Server Template

The Oracle GoldenGate Monitor Server template deploys the Monitor Server application in a WebLogic domain and configures it with the required resources, including a default Monitor Server, embedded LDAP, the Monitor Server library, and a JDBC data source.

**Table 3-56 Oracle GoldenGate Monitor Server Domain Template Details**

Template Detail	Information
Template type	Extension
Category	Oracle GoldenGate
Template name and version	Oracle GoldenGate Monitor Server - 12.2.1.4.0
Template dependencies	<ul style="list-style-type: none"> <li>Basic WebLogic Server Domain - 12.2.1.4.0</li> <li>Oracle JRF - 12.2.1.4.0</li> </ul>
Template JAR file and location	<i>ORACLE_HOME</i> /oggmon/common/templates/wls/monitor_server_template.jar
Domain type	Java component in a WebLogic Domain
Required schemas	Oracle GoldenGate Monitor Server
User-expandable Managed Server groups	MONITORSERVER-MANAGED-SERVERS

## Oracle Business Intelligence Templates

This group of templates is included when you add Oracle Business Intelligence (BI) to a WebLogic domain.

This section describes the following Oracle BI templates:

- [Oracle BIEE Suite Template](#)
- [Oracle BI Publisher Suite Template](#)
- [Oracle BI Essbase Template](#)

### Oracle BIEE Suite Template

The Oracle BIEE Suite template adds multiple Business Intelligence applications to a WebLogic domain.

The following table provides key information about this template.

**Table 3-57 Oracle BIEE Suite Template Details**

Template Details	Information
Template type	Extension
Category	Oracle Business Intelligence
Template name and version	Oracle BIEE Suite Template - 12.2.1.4.0
Template dependencies	<ul style="list-style-type: none"> <li>• Oracle BI Topology -12.2.1.4.0</li> <li>• Oracle BI OBIS - 12.2.1.4.0</li> <li>• Oracle BI OBIPS - 12.2.1.4.0</li> <li>• Oracle BI Bali Server - 12.2.1.4.0</li> <li>• Oracle BI Sysman - 12.2.1.4.0</li> <li>• Oracle BI Migration Tool - 12.2.1.4.0</li> <li>• Oracle Enterprise Manager - 12.2.1.4.0</li> <li>• Oracle BI FMWC Integration - 12.2.1.4.0</li> <li>• Oracle Enterprise Manager Plugin for BI - 12.2.1.4.0</li> <li>• Oracle BI Composer - 12.2.1.4.0</li> <li>• Oracle BI Admin Web Services - 12.2.1.4.0</li> <li>• Oracle BI Actions - 12.2.1.4.0</li> <li>• Oracle BI Search - 12.2.1.4.0</li> <li>• Oracle BI Web Services for SOA - 12.2.1.4.0</li> <li>• Oracle MapViewer - 12.2.1.4.0</li> <li>• Oracle BI Dataset Service - 12.2.1.4.0</li> <li>• Oracle BI Advanced Analytics - 12.2.1.4.0</li> <li>• Oracle BI Metadata BAR Configuration - 12.2.1.4.0</li> <li>• Oracle BI LCM REST - 12.2.1.4.0</li> <li>• Oracle BI Commandline Tools - 12.2.1.4.0</li> <li>• Oracle BI Java DS -12.2.1.4.0</li> <li>• Oracle BI MAD - 12.2.1.4.0</li> </ul>
Template JAR file and location	<code>ORACLE_HOME/bi/common/templates/wls/oracle.bi-bieetemplate.jar</code>
Domain type	Java component in a WebLogic domain
User-expandable Managed Server groups	None

## Oracle BI Publisher Suite Template

This template adds the BI Publisher application to a WebLogic domain and configures the JMS and JDBC resources that are required for this application.

The following table provides key information about this template.

**Table 3-58 Oracle BI Publisher Suite Template Details**

Template Details	Information
Template type	Extension
Category	Oracle Business Intelligence
Template name and version	Oracle BI Publisher Suite Template - 12.2.1.4.0

**Table 3-58 (Cont.) Oracle BI Publisher Suite Template Details**

Template Details	Information
Template dependencies	<ul style="list-style-type: none"> <li>Oracle BI Publisher - 12.2.1.4.0</li> <li>Oracle BI Topology - 12.2.1.4.0</li> <li>Oracle Enterprise Manager - 12.2.1.4.0</li> </ul>
Template JAR file and location	<i>ORACLE_HOME</i> /bi/common/templates/wls/oracle.bi-bipsuitetemplate.jar
Domain type	Java component in a WebLogic domain
User-expandable Managed Server groups	None

## Oracle BI Essbase Template

The following table provides key information about this template.

**Table 3-59 Oracle BI Essbase Template Details**

Template Details	Information
Template type	Extension
Category	Oracle Business Intelligence
Template name and version	Oracle BI Essbase Template - 12.2.1.4.0
Template dependencies	None
Template JAR file and location	<i>ORACLE_HOME</i> /bi/common/templates/wls/oracle.bi-essbasesuitetemplate.jar
Domain type	Java component in a WebLogic domain
User-expandable Managed Server groups	None

## Oracle HTTP Server Templates

The Oracle HTTP Server (OHS) domain templates are extension templates that you can use to add OHS resources and services to a Basic WebLogic Server domain. OHS is the Web server component for Oracle Fusion Middleware.

The Oracle HTTP Server (OHS) domain templates provide a listener for Oracle WebLogic Server and the framework for hosting static pages, dynamic pages, and applications over the Web. The specific OHS template that you use depends on whether you implement OHS in a colocated or a standalone environment.

This section describes the following OHS templates:

- [Oracle HTTP Server \(Colocated\)](#)
- [Oracle HTTP Server \(Standalone\)](#)
- [Oracle HTTP Server Restricted JRF Template](#)

## Oracle HTTP Server (Colocated)

Use the Oracle HTTP Server (Colocated) domain template when you want your OHS implementation to serve one or more FMW domains (for example, when you want OHS to front requests for a SOA domain) or when you want to take advantage of the advanced management capabilities provided by FMW Control.

**Table 3-60 Oracle HTTP Server (Colocated) Domain Template Details**

Template Detail	Information
Template type	Extension
Category	Oracle HTTP Server
Template name and version	Oracle HTTP Server (Colocated) - 12.2.1.4.0
Template dependencies	Oracle Enterprise Manager Plugin for WEBTIER - 12.2.1.4.0
Template JAR file and location	<i>ORACLE_HOME</i> /ohs/common/templates/wls/ohs_managed_template.jar
Domain type	System component in a WebLogic Server domain
REQUIRED schemas	None
User-expandable Managed Server groups	None

## Oracle HTTP Server (Standalone)

Use the Oracle HTTP Server (Standalone) domain template when you do not want your OHS implementation to front an FMW domain and do not need the management functionality provided by FMW Control or when you want to keep OHS in a DMZ and you do not want to open management ports that are used by the Node Manager.

**Table 3-61 Oracle HTTP Server (Standalone) Domain Template Details**

Template Detail	Information
Template type	Extension
Category	Oracle HTTP Server
Template name and version	Oracle HTTP Server (Standalone) - 12.2.1.4.0
Template dependencies	None
Template JAR file and location	<i>ORACLE_HOME</i> /ohs/common/templates/wls/ohs_standalone_template.jar
Domain type	System component in a standalone domain
Required schemas	None
User-expandable Managed Server groups	None

## Oracle HTTP Server Restricted JRF Template

The Oracle HTTP Server Restricted JRF template adds OHS resources and services to a WebLogic domain that was created by using the Oracle Restricted JRF template.

You can use this template only with the Oracle Restricted JRF template. See [Oracle Restricted JRF Template](#). You cannot use this template with the Oracle JRF Template.

The following table provides details about this template.

**Table 3-62 Oracle HTTP Server Restricted JRF Template Details**

Template Details	Information
Template type	Extension
Category	Oracle HTTP Server
Template name and version	Oracle HTTP Server (Restricted JRF) - 12.2.1.4.0
Template dependencies	Oracle Enterprise Manager Plugin for WEBTIER-Restricted JRF - 12.2.1.4.0
Template JAR file and location	<i>ORACLE_HOME</i> /ohs/common/templates/wls/ohs_jrf_restricted_template.jar
Domain type	System component in a standalone domain
User-expandable Managed Server groups	None

## Oracle RAS Session Service Template

Use this template to configure a domain for applications that use Oracle Database Real Application Security (RAS).

The Oracle RAS Session Service Template adds a default key that is associated with the RAS store, oracle.rdbms.ras. In addition, it copies the RAS binaries (*xsee.jar* and *xs.jar*) to the domain's lib folder and grants the necessary permissions to *xsee.jar*.

For more information about RAS, see Introducing Oracle Database Real Application Security in *Oracle Database Real Application Security Administrator's and Developer's Guide*.

**Table 3-63 Oracle RAS Session Service Template Details**

Template Detail	Information
Template type	Extension
Category	Uncategorized
Template name and version	Oracle RAS Session Service - 12.2.1.4.0
Template dependencies	Oracle JRF - 12.2.1.4.0
Template JAR file and location	<i>ORACLE_HOME</i> /oracle_common/common/templates/wls/oracle.ras_template.jar
Domain type	Java component in a WebLogic domain
Required schemas	None
User-expandable Managed Server groups	None

## Oracle Forms Templates

These templates are included when you add Oracle Forms application to a WebLogic domain.

This section describes the following Oracle Forms templates:

- [Oracle Forms Template](#)
- [Oracle Forms \(Upgrade Only\) Template](#)
- [Oracle Forms Application Deployment Services \(FADS\) Template](#)

### Oracle Forms Template

The Oracle Forms Template enables Oracle Forms in a WebLogic domain. The following table provides key information about this template.

**Table 3-64 Oracle Forms Template Details**

Template Details	Information
Template type	Extension
Category	Uncategorized
Template name and version	Oracle Forms Template - 12.2.1.4.0
Template dependencies	Oracle Enterprise Manager Plugin for Forms
Template JAR file and location	<i>ORACLE_HOME</i> /forms/common/templates/wls/forms_template.jar
Domain type	Java component in a WebLogic domain

### Oracle Forms (Upgrade Only) Template

The Oracle Forms (upgrade only) Template configures a WebLogic domain for upgrade from previous releases. The following table provides key information about this template.

**Table 3-65 Oracle Forms (Upgrade Only) Template Details**

Template Details	Information
Template type	Extension
Category	Uncategorized
Template name and version	Oracle Forms (Upgrade Only) Template - 12.2.1.4.0
Template dependencies	Oracle Enterprise Manager Plugin for Forms - 12.2.1.4.0
Template JAR file and location	<i>ORACLE_HOME</i> /forms/common/templates/wls/forms_template_ua.jar
Domain type	Java component in a WebLogic domain

## Oracle Forms Application Deployment Services (FADS) Template

This template configures Oracle Forms Application Deployment Services in the WebLogic domain. The following table provides key information about this template:

**Table 3-66 Oracle Forms Application Deployment Services (FADS) Template Details**

Template Details	Information
Template type	Extension
Category	Uncategorized
Template name and version	Oracle Forms Application Deployment Services (FADS) Template - 12.2.1.4.0
Template dependencies	Oracle Forms Oracle WSM Policy Manager
Template JAR file and location	<i>ORACLE_HOME</i> /forms/common/templates/wls/fads_template.jar
Domain type	Java component in a WebLogic domain

## Oracle Reports Template

These templates are included when you add Oracle Reports application to a WebLogic domain.

This section describes the following Oracle Reports templates:

- [Oracle Reports Server Template](#)
- [Oracle Reports Tools Template](#)
- [Oracle Reports Bridge Template](#)
- [Oracle Reports Application Template](#)
- [Oracle Reports Application \(Upgrade Only\) Template](#)

## Oracle Reports Server Template

This template enables Oracle Reports Server in a WebLogic domain. It does not create any Reports Server. You can create a Reports Server by using the WLST online command.

The following table provides details about this template.

**Table 3-67 Oracle Reports Server Template Details**

Template Details	Information
Template type	Extension
Category	Uncategorized
Template name and version	Oracle Reports Server - 12.2.1



**Table 3-67 (Cont.) Oracle Reports Server Template Details**

Template Details	Information
Template dependencies	<ul style="list-style-type: none"> <li>Oracle Reports Tools - 12.2.1</li> <li>Oracle JRF - 12.2.1.4.0</li> <li>Oracle Enterprise Manager - 12.2.1.4.0</li> </ul>
Template JAR file and location	<i>ORACLE_HOME</i> /ReportsServerComponent/common/templates/wls/oracle.reports_server_template.jar
Domain type	System component in a WebLogic domain
Required schemas	None
User-expandable Managed Server groups	None

## Oracle Reports Tools Template

This template enables the Oracle Reports Tools components in the domain. It does not create any Reports Tools components. You can create a Reports Tools component by using the WLST online command.

The following table provides details about this template.

**Table 3-68 Oracle Reports Tools Template Details**

Template Details	Information
Template type	Extension
Category	Uncategorized
Template name and version	Oracle Reports Tools - 12.2.1
Template dependencies	<ul style="list-style-type: none"> <li>Oracle JRF - 12.2.1.4.0</li> <li>Oracle Enterprise Manager - 12.2.1.4.0</li> </ul>
Template JAR file and location	<i>ORACLE_HOME</i> /ReportsToolsComponent/common/templates/wls/oracle.reports_tools_template.jar
Domain type	System component in a WebLogic domain
Required schemas	None
User-expandable Managed Server groups	None

## Oracle Reports Bridge Template

This template enables Oracle Reports Bridge in the domain. It does not create any Reports Bridge. You can create a Reports Bridge by using the WLST online command.

**Table 3-69 Oracle Reports Bridge Template Details**

Template Details	Information
Template type	Extension

**Table 3-69 (Cont.) Oracle Reports Bridge Template Details**

Template Details	Information
Category	Uncategorized
Template name and version	Oracle Reports Bridge - 12.2.1
Template dependencies	<ul style="list-style-type: none"> <li>• Oracle Reports Tools - 12.2.1</li> <li>• Oracle JRF - 12.2.1.4.0</li> <li>• Oracle Enterprise Manager - 12.2.1.4.0</li> </ul>
Template JAR file and location	<i>ORACLE_HOME</i> /ReportsBridgeComponent/common/templates/wls/oracle.reports_bridge_template.jar
Domain type	System component in a WebLogic domain
Required schemas	None
User-expandable Managed Server groups	None

## Oracle Reports Application Template

This template deploys Oracle Reports Application in a WebLogic domain.

**Table 3-70 Oracle Reports Application Template Details**

Template Details	Information
Template type	Extension
Category	Uncategorized
Template name and version	Oracle Reports Application - 12.2.1
Template dependencies	<ul style="list-style-type: none"> <li>• Oracle Reports Tools - 12.2.1</li> <li>• Oracle JRF - 12.2.1.4.0</li> <li>• Oracle Enterprise Manager - 12.2.1.4.0</li> </ul>
Template JAR file and location	<i>ORACLE_HOME</i> /reports/common/templates/wls/oracle.reports_app_template.jar
Domain type	Java component in a WebLogic domain
Required schemas	None
User-expandable Managed Server groups	None

## Oracle Reports Application (Upgrade Only) Template

This template configures a WebLogic domain for upgrade from previous releases.

**Table 3-71 Oracle Reports Application (Upgrade Only) Template Details**

Template Details	Information
Template type	Extension
Category	Uncategorized
Template name and version	Oracle Reports Application (Upgrade Only) - 12.2.1

**Table 3-71 (Cont.) Oracle Reports Application (Upgrade Only) Template Details**

Template Details	Information
Template dependencies	<ul style="list-style-type: none"> <li>Oracle Reports Tools - 12.2.1</li> <li>Oracle JRF - 12.2.1.4.0</li> <li>Oracle Enterprise Manager - 12.2.1.4.0</li> </ul>
Template JAR file and location	<i>ORACLE_HOME</i> /reports/common/templates/wls/oracle.reports_app_template_ua.jar
Domain type	Java component in a WebLogic domain
Required schemas	None
User-expandable Managed Server groups	None

## Oracle Traffic Director Templates

These templates are included when you add Oracle Traffic Director (OTD) to a WebLogic domain.

This section describes the following OTD templates:

- [Oracle Traffic Director Template](#)
- [Oracle Traffic Director Standalone Template](#)
- [Oracle Traffic Director - Restricted JRF Template](#)

## Oracle Traffic Director Template

This template installs Oracle Traffic Director in a WebLogic Server Infrastructure domain. It also registers the required MBeans and configures logging.

The following table provides details about this template.

**Table 3-72 Oracle Traffic Director Template Details**

Template Details	Information
Template type	Extension
Category	Uncategorized
Template name and version	Oracle Traffic Director - 12.2.1.4.0
Template dependencies	<ul style="list-style-type: none"> <li>Oracle JRF - 12.2.1.4.0</li> <li>Oracle Enterprise Manager Plug-in for OTD - 12.2.1.4.0</li> </ul>
Template JAR file and location	<i>ORACLE_HOME</i> /otd/common/templates/wls/otd_template.jar
Domain type	Java component in a WebLogic domain
User-expandable Managed Server groups	None

## Oracle Traffic Director Standalone Template

This template installs Oracle Traffic Director in a WebLogic domain in a standalone OTD installation.

The following table provides details about this template.

**Table 3-73 Oracle Traffic Director Standalone Template Details**

Template Details	Information
Template type	Extension
Category	Uncategorized
Template name and version	Oracle Traffic Director Standalone Template - 12.2.1.4.0
Template dependencies	None
Template JAR file and location	<i>ORACLE_HOME</i> /otd/common/templates/wls/ otd_standalone_template.jar
Domain type	System component in a standalone WebLogic domain
User-expandable Managed Server groups	None

## Oracle Traffic Director - Restricted JRF Template

This template installs Oracle Traffic Director in a WebLogic Server domain that includes the restricted JRF template instead of the full JRF template. It also registers the required MBeans and configures logging.

The following table provides details about this template.

**Table 3-74 Oracle Traffic Director Restricted JRF Template Details.**

Template Details	Information
Template type	Extension
Category	Uncategorized
Template name and version	Oracle Traffic Director (Restricted JRF) - 12.2.1.4.0
Template dependencies	<ul style="list-style-type: none"> <li>Oracle Restricted JRF - 12.2.1.4.0</li> <li>Oracle Enterprise Manager Plug-in for OTD -Restricted - 12.2.1.4.0</li> </ul>
Template JAR file and location	<i>ORACLE_HOME</i> /otd/common/templates/wls/ otd_jrf_restricted_template.jar
Domain type	Java component in a WebLogic domain
User-expandable Managed Server groups	None